



RAM

2018 RAM 2500/3500





FIFTH-WHEEL TOWING²—30,000 LB[†] (3500)



930 LB-FT DIESEL TORQUE² (3500)

AMERICA'S LONGEST-LASTING HEAVY DUTY PICKUPS^{1*}



PAYLOAD UP TO 7,350 LB[†] | DIESEL TOWING UP TO 31,210 LB[†] | MOST MANEUVERABLE TRUCK³

HEAVY-DUTY TASKS DEMAND UNCOMPROMISING SOLUTIONS. **RAM 2500/3500 IS READY.**

► **THE DEFINITIVE BENCHMARK FOR HEAVY-DUTY CAPABILITY.**

The geography of the heavy-duty world as mapped out by Ram: it's where best-in-class advantages and class-exclusive features provide the groundwork to make industrial jobs and demanding recreational needs a breeze. Start your exploration here, and continue it in detail at RAMTRUCKS.COM

¹A note about this brochure: all disclaimers and disclosures can be found on page 49. ²When properly equipped.

LARGEST AVAILABLE RADIO TOUCHSCREEN⁴-8.4" | ABUNDANT STORAGE | PLUG-IN CONNECTIVITY



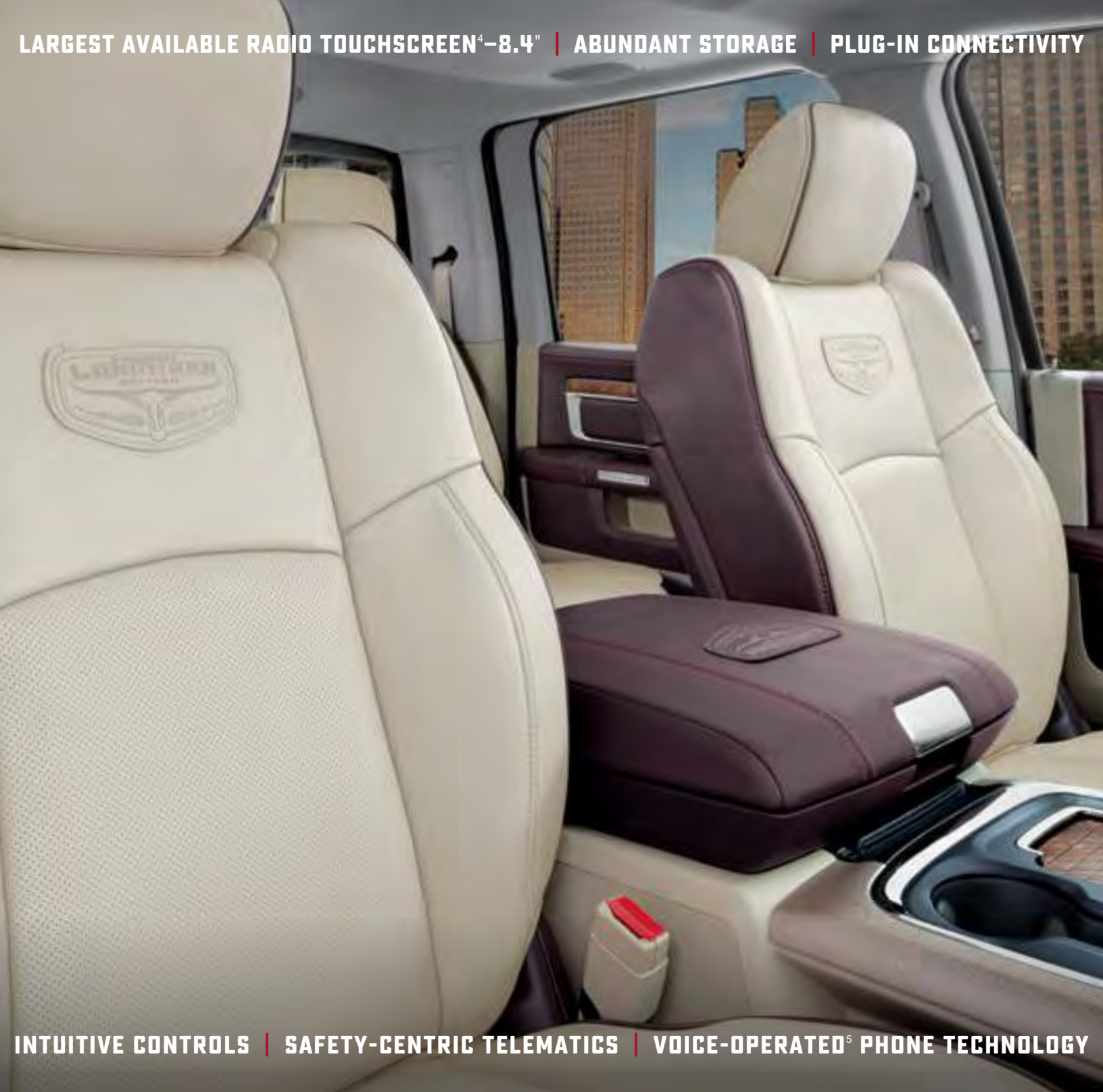
INTUITIVE CONTROLS | SAFETY-CENTRIC TELEMATICS | VOICE-OPERATED⁵ PHONE TECHNOLOGY

STREET-LEGAL INSIDE JOB. **LIMITED TUNGSTEN**

► **A NEW OFFICE IN THE DEPARTMENT OF THE INTERIOR.**

For 2018, Ram Heavy Duty offers new expressions of luxury for Limited models. The refined Tungsten Package features Frost leather seats with Indigo piping, plus a sharp suede headliner in Light Graystone. The Tungsten Package is also available with an all-Black leather interior.

LARGEST AVAILABLE RADIO TOUCHSCREEN⁴-8.4" | ABUNDANT STORAGE | PLUG-IN CONNECTIVITY



INTUITIVE CONTROLS | SAFETY-CENTRIC TELEMATICS | VOICE-OPERATED⁵ PHONE TECHNOLOGY

A WORLD OF COMFORT AWAITS YOU. **LARAMIE LONGHORN[®] SOUTHFORK EDITION**

► **WELCOME TO THE GREAT STATE OF REFINEMENT.** The new Laramie Longhorn Southfork Edition telegraphs sophistication with its distinctive tailgate badging and two-tone or monotone exterior—but it's the interior touches that show true character. The Laramie Longhorn signature appears as a badge on the glove box and on the Canyon Brown/Frost floor mats with metal treatment, all complementing the Natura Plus Canyon Brown/Frost leather (with optional filigree) seats, Light Graystone suede headliner and leather-wrapped A- and B-pillar grab handles. To that, add galvanized metal accents and Walnut-colored ash wood touches on the steering wheel, doors, center stack and console.

SOME STRENGTHS YOU WEIGH. OTHER STRENGTHS YOU COUNT. SO COUNT ON RAM HEAVY DUTY WHEN THE BIG JOBS WEIGH IN.

Capability is defined by the just-right working combination of brains and brawn—and Ram 2500/3500 delivers exactly that. From powertrains to advanced suspension technology to the indisputable advantages of massive figures for towing and available torque, these Heavy Duty powerhouses are ready for everything you put in front of them, or—should you be hauling or towing trailers across mountains—whatever you put in back.

LEADERSHIP IN TOWING AND DIESEL TORQUE—AND PHENOMENAL GCWR.

It's your right to demand stellar performance, and the most maneuverable truck³ comes through, with best-in-class² available diesel torque up to 930 lb-ft and best-in-class² available 30,000-lb* fifth-wheel towing for 3500. It's exactly what you need when you're looking at multi-axle trailers or huge boats.



Ram capability encompasses it all, from the unique front suspension to the rear crossmember that handles that available fifth-wheel or gooseneck hitch. The numbers ensure confidence: the available Cummins® High Output Turbo Diesel in a Ram 3500 can tow up to 31,210 lb,* with a GCWR up to 39,100 lb.* GCWR in a Ram 2500 can reach up to 25,300 lb.*

THE FRAME. With 50,000-psi steel at your service, this frame is no-nonsense from the get-go. This high-strength steel core features eight ultra-tough crossmembers, wide rails and a two-inch front rail extension that positions the front suspension springs slightly outboard; the engineering improves the ride by generating more roll stiffness. The hydroformed tubular front frame unit also employs high-strength steel.

The box. It's all about capability, and Ram Heavy Duty measures up. Constructed of high-strength steel, this cargo area is illuminated with the CHMSL-mounted light and available rear LED bed lighting. The distinguishing factor is the available and ingenious RamBox® Cargo Management System, an innovation that leaves owners of the typical cargo box looking on with envy.

SUPERIORITY BY

3500:  930 LB-FT DIESEL TORQUE*



▶ **A NEW LOOK FOR LARAMIE LONGHORN.*** One of the most luxurious models in the Ram lineup, this 3500 model is shown in Bright White with new RV Match Walnut Brown lower two-tone, with standard chrome grille and lower body-color running boards.

 30,000-LB 5TH-WHEEL TOWING*

THE NUMBERS.

FUEL EFFICIENCY. When we build a heavy-duty truck designed for hundreds of thousands of miles and countless years of service, our focus is to get the most from every drop of fuel each day—and for years.

Exterior design contributors to fuel efficiency include a sculpted aerodynamic body that glides through air, and available assets like wheel-to-wheel side steps.

HEMI But this is where our powertrain technology steps in. Fuel-sipping advantages on the available 6.4L HEMI® V8 gas engine include the Multi-Displacement System (MDS), which seamlessly transforms the mighty V8 into an efficient four-cylinder during highway cruising. The crowning touch to the 6.4L HEMI V8 is, once again, leadership in motion: it also delivers best-in-class² gas horsepower.

COMFORT. While you're choosing your Ram for capability, we think the interiors should deliver similar capability—measured in terms of comfort for all.

From convenient window controls, instrumentation panel buttons and cleverly designed door handles to the eye-friendly Driver Information Display and available touchscreen radios, every Ram model reflects thoughtful and intuitive interior design. Discreet (and often hidden) storage is abundant, with Mega Cab® and Crew Cab models designed with unique storage that includes in-floor bins and fold-flat cargo floor capability.

Interior space is a given, with Ram Mega Cab and Crew Cab delivering cavernous interiors—and Mega Cab standing out, with the most interior space in the class.²

INNOVATION. If one of our strongest suits is overall capability, innovation shows how Ram Heavy Duty keeps an ace of hearts up its sleeve.

Study the history of the pickup truck, and it's obvious: the Ram Brand has pioneered a raft of innovations and improvements over the years. A short list from many: the standard class-exclusive² five-link coil spring rear suspension on Ram 2500. The available class-exclusive² dual-mode Auto-Level Rear Air Suspension System for Ram 2500/3500. The class-exclusive² Ram Active Air® Intake System. And finally, the definitive innovation for hauling and storing—the available and class-exclusive² RamBox® Cargo Management System.

Our respectful suggestion? Experience Ram strength, comfort and innovation for yourself—in a test drive.

YOU NEED COMPLETE CAPABILITY. THIS RAM WILL NOT COMPROMISE.



STRONG ENOUGH TO ENCOURAGE COMPLETE TRANSPARENCY.

Build a truck this good, and you expect to come out above the rest; the reasons why Ram Heavy Duty models stand out are numerous. Among them: the class-exclusive² standard five-link coil spring rear suspension for Ram 2500. The class-exclusive² available Auto-Level Rear Air Suspension System. Frames composed of high-strength steel with tough crossmembers, and a standard Class V hitch receiver that bolts directly to the frame. We suggest you review this material—and then get a bigger picture. It's all at RAMTRUCKS.COM



SUPER-TOUGH FRAMES. Whether used for business or pleasure, a Ram Heavy Duty lets you take on the toughest tasks with total confidence. Frame strength is critical; you need resilient stiffness that translates into capability while towing, with the structural integrity that delivers occupant comfort while still hauling big payloads. Ram Heavy Duty high-strength steel frames carry the solidity of 50,000-psi steel, providing a chassis ready to tackle just about every towing and hauling assignment you'll encounter.

CENTER FRAME DETAILS. Tougher, stronger and larger than the previous generation, the entire frame features eight tough crossmembers, with hydroformed front and rear sections with a large front suspension crossmember. The tough roll-formed center rail sections feature an outwardly curved design to help improve rear spring and shock placement.

ROBUST BODY MOUNTS. Designed for heavy loads, these unique rubber isolation C-pillar hydromounts are filled with hydraulic fluid and feature a large footprint that helps improve ride quality. As well: compared to the previous edition, the A- and B-pillar mounts and the front-end sheet metal mounts were enlarged, keeping the ride smooth—even under high payloads and during towing.

FRONT SUSPENSION CAPABILITY. All Ram 2500/3500 models feature as standard equipment the unique three-link front suspension—and it gets better. Working with the three-link front suspension is an integrated large stabilizer bar to ensure the roll stiffness required by the GVWRs of Ram Heavy Duty—and those numbers are impressive. For Ram 2500, GVWR is rated up to 10,000 lb³; for Ram 3500, it vaults up to 14,000 lb³.

FRONT AXLE STRENGTH. A formidable front axle works in tandem with a robust front suspension, making Ram Heavy Duty a top choice for front-load accessories. Considering earning a living from this capability? If you're in snowy climates, Ram 3500 gives you the highest snowplow rating²: 1,260 lb³ of pure pushing power.

EFFICIENCY, EVEN IN THE FRONT-AXLE DISCONNECT. Shared technology between Ram 2500/3500 also includes the indispensable front-axle disconnect, which automatically disengages the front drive axle when reengaging the rear-wheel-drive mode on 4WD models. Our front-axle disconnect is engineered with purpose: reduce parasitic losses. The overall benefit is measurable: a very real reduction that helps improve fuel efficiency.

Properly secure all cargo. ³When properly equipped.



THE CLASS-EXCLUSIVE² FIVE-LINK COIL SPRING REAR SUSPENSION.

STANDARD FOR RAM 2500. The introduction of the five-link coil spring suspension further emphasized the Ram 2500 commitment to innovation that has real-world and real-life advantages. Revolutionary in character, it was the first modern-day application of such a suspension on a full-size heavy-duty pickup, and it has exceeded expectations. Compared to traditional leaf spring suspensions, the characteristics of the Ram 2500 suspension are transformative. The engineering

reduces overall friction in the system, sharply reducing harshness; it significantly improves the ride comfort, regardless of load. And it brings noticeably improved handling to Ram 2500 Heavy Duty, especially when carrying heavy



THE STANDARD HOTCHKISS LEAF SPRING REAR SUSPENSION.

STANDARD FOR RAM 3500. Achieving those impressive diesel- and gas-powered figures for Ram 3500 Heavy Duty required a truly remarkable suspension system. The Hotchkiss rear suspension meets every need of this ready-to-work pickup.

Here, tough leaf springs run fore and aft of the live axle, serving to support the truck weight and keeping the engineering simple and easy to maintain. The proven design utilized in Ram 3500 enhances capability by including separate auxiliary leaves as part of the spring package; the leaf springs also incorporate 20 percent higher second- and third-stage rates. Finally, our engineers tilted the spring forward (by lowering the front attachment and raising the rear). It's a touch that enhances rear handling and ups the payload capacity.



SUSPENSION SUPERIORITY.



WE'LL KEEP IT ON THE LEVEL: WITH THIS AIR SUSPENSION SYSTEM, RAM HEAVY DUTY OWNS THE RIDE. True confidence is when you invite competitive comparisons, and we're inviting you to find another suspension system as refined as this. Don't bother. The Ram class-exclusive² available Auto-Level Rear Air Suspension System focuses on ultra-comfortable cruising, while increasing control when hauling. The two-mode system includes Normal Load-Leveling Mode, and the driver-selectable Alternate Ride Height Mode—invaluable for trailer alignment, and sharply ramping up road manners. No surprise to find it on the same pickup that also gives you outstanding towing. Again, Ram ranks above the rest; technical details are below.

TWO INGENUOUS SOLUTIONS, ONE INDISPENSABLE ADVANTAGE.

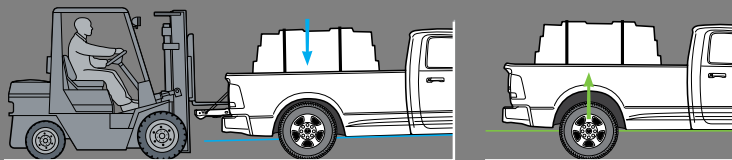
RAM 2500: THE AVAILABLE AUTO-LEVEL REAR AIR SUSPENSION SYSTEM.

This version is unique to Ram 2500, using engineering based on the available Ram 1500 Active-Level™ Four-Corner Air Suspension System. This adaptation is designed to meet exacting demands and the higher GVWRs and GCWRs of the 2500 heavy-duty class.

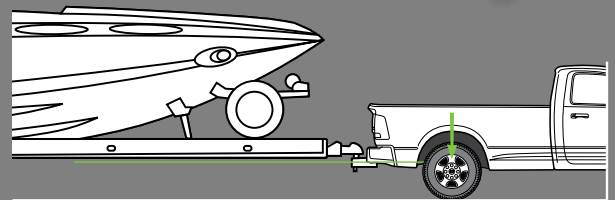


RAM 3500: THE AVAILABLE AUTO-LEVEL REAR AIR SUSPENSION SYSTEM

is specifically engineered to handle the more-than-heavy-duty tasks typically met by Ram 3500 SRW and DRW models. Here, leaf springs are augmented with the axle-mounted air springs. The air springs work with the leaf springs for ideal handling and performance while hauling big payloads.



Normal Load-Leveling Mode



Alternate Ride Height Mode

COMFORTABLE CAPABILITY FOR BIG PAYLOADS AND TOUGH TOWING.

Ram Heavy Duty models know what it takes to achieve leadership. Witness groundbreaking technology to help enhance hauling and towing: the available Auto-Level Rear Air Suspension System for Ram Heavy Duty. This dual-mode operator-activated system is specifically engineered for the incredible GVWRs and GCWRs expected from these relentless workers.

The class-exclusive² Auto-Level Rear Air Suspension System is available for most Ram Heavy Duty models. It greatly separates Ram from the rest by offering superb control and confidence while hauling and towing, and helping enhance interior comfort for driver and passengers.

Normal Load-Leveling Mode. In this mode, the system monitors the ride heights on both sides of the vehicle, adjusting for shifts in the load or changes in road surfaces; you'll welcome the constant level load profile and proper headlamp-to-road angle, especially during heavy hauling assignments.

Alternate Ride Height Mode. This mode lowers the rear suspension about an inch—just right to keep the hitch/trailer alignment even. It also establishes capable and comfortable towing by creating a parallel and level relationship between the vehicle and the trailer, ensuring an even rake from the front of the pickup through the trailer.



▶ Ram 3500 Mega Cab® Dually Laramie Longhorn® Southfork Edition shown in available RV Match Walnut Brown Metallic monotone paint.

Properly secure all cargo.



RAM 3500: 930 LB-FT DIESEL TORQUE.²



31,210-LB DIESEL TOWING* | 7,350-LB GAS MAX PAYLOAD*

TRAILER-TOWING MIRRORS. By design, these trucks are born and bred to pull and haul. Huge available 7 x 11-inch trailer-towing mirrors with a power-folding feature make your Ram Heavy Duty a command and control center for towing.



DRIVER INFORMATION DISPLAY. Go and tow in the know: the full-color high-resolution screens in select Ram models feature dozens of graphics, conveying real-time data on critical mechanical functions.



FRAME-MOUNTED GOOSENECK HITCH ASSEMBLY. Available from Mopar®, with easy ball removal for fast flatbed conversion. Optional Fifth-Wheel/Gooseneck Prep Package includes in-bed 7-pin connector (ball not included in package).



BEST-IN-CLASS² FIFTH-WHEEL TOWING. Enjoy fifth-wheel towing rated up to a top-level 30,000 lb* on Ram 3500 (max 20,000-lb* hitch also available). Optional hitches from Mopar®: with sliding rails, or one that bolts directly into the Fifth-Wheel/Gooseneck Prep Package mounts.



THE RAM VIEW OF HAULING AND TOWING: SURE-FOOTED, AND VERY CONVENIENT. The old days are older than ever. Today, the Ram 2500/3500 models stand out by offering an available Cargo-View Camera® that provides an on-screen display of the cargo bed. It's ideal for gooseneck or fifth-wheel hookups. Now standard, the ParkView® Rear Back-Up Camera® eases conventional trailer hookups and adds both capability and convenience: while in-cab, you can toggle between the two camera views on the available 8.4-inch touchscreen.



*When properly equipped. Vehicle shown above does not represent max configurations. Properly secure all cargo.

NO QUESTION WHATSOEVER: THIS IS THE SEAT OF POWER.

LEGENDARY RAM HEMI[®] V8 ENGINES

**410
HORSEPOWER**

**429 LB-FT
OF TORQUE**

**2500:
16,320-LB
MAX TOWING***

**3500:
16,480-LB
MAX TOWING***

**HEMI
6.4 LITER**



BEST-IN-CLASS² GAS HORSEPOWER from the 6.4-liter HEMI V8 puts 410 working horses at your disposal—a number that makes the HEMI V8 the ideal gas engine. Performance is exceptional, even under the heaviest loads.

BEST-IN-CLASS⁷ GAS TOWING on Ram 2500. Again, the 6.4-liter HEMI V8 puts optimum towing strength at your service—up to 16,320 lb. Ram 3500 dual-rear-wheel (DRW) models go even further, reaching up to 16,480 lb in towing capability. (All figures apply to properly equipped trucks.)

OUTSTANDING GAS TORQUE. Along with that best-in-class² gas horsepower is superb gas-powered torque; the 6.4-liter HEMI V8 is rated up to 429 lb-ft of torque @ 4,000 rpm.

INDIVIDUAL CYLINDER FUEL CONTROL. The 6.4-liter HEMI V8 also features advanced technology in the form of Individual Cylinder Fuel Control—a diagnostic monitoring system that ensures air/fuel refinements; the results are ideal mixtures of each for every individual cylinder.

EGR SYSTEM. The cooled Exhaust Gas Recirculation (EGR) system is unique for a gas engine; common to diesel engines, the EGR system helps enhance fuel efficiency in heavy-load and uphill towing situations. Heavy-duty cooling further enhances overall performance.

FUEL-EFFICIENT PERFORMANCE is engineered into the electro-mechanical heart of the 6.4-liter HEMI V8. Operating with seamless precision, our MDS/Fuel Saver Technology helps save fuel with no compromise or noticeable changes in engine operation. While cruising at highway speeds, the engine shuts off four of the eight cylinders, maintaining speeds with four-cylinder-like precision and efficiency.

MUSCULAR PAYLOAD rounds it out. After all, this is why you're looking at a Ram Heavy Duty. So get serious looks while you're seriously hauling. With its standard 6.4-liter HEMI V8, a Ram 3500 Dually handles payloads up to 7,350 lb when properly equipped.

**HEMI
5.7 LITER**



THINK COMPETITIVE FUEL EFFICIENCY accompanied by long-proven performance and capability measured in tens of thousands of miles. When compared to other V8 engines in its class, the 5.7-liter HEMI V8 in single-rear-wheel (SRW) Ram Heavy Duty models delivers incredible standard power and torque—precisely what's required for arduous work and demanding recreational needs.

IDFSO (interactive Deceleration Fuel Shut-Off) turns off the flow of fuel during deceleration, with no noticeable changes in operation, helping enhance fuel efficiency.

HEAVY-DUTY COOLING. You expect this powerhouse to keep a cool head on the job. A heavy-duty cooling system is standard on all HEMI V8 engines for Ram Heavy Duty.

A HIGH COMPRESSION RATIO joins a sophisticated electronic throttle control system and Variable Valve Timing (VVT); a dual-ignition system (two spark plugs for each cylinder) ensures peak power and torque while contributing to impressive fuel efficiency.

383 HORSEPOWER | 400 LB-FT OF TORQUE | MAX TOWING*: 2500-13,880 LB • 3500-13,910 LB

6-SPEED AUTOMATIC TRANSMISSION

AN ENABLER. The 5.7-liter HEMI V8 and the 6.4-liter HEMI V8 powerplants are mated to the long-proven 66RFE 6-speed automatic transmission. This component delivers heavy-duty levels of capability for towing and hauling. Among the advantages: driver-adaptive shifting, three multiple clutch packs, dual filters on a dual-stage pump and an independent lubrication cooler to ensure ample pressures—and peace of mind—under all driving and towing/hauling situations.

*When properly equipped.



NO QUESTION WHATSOEVER: THIS IS THE SEAT OF POWER.

A MONSTER: 6.7L CUMMINS® TURBO DIESEL

**2500:
370
HORSEPOWER
800 LB-FT
OF TORQUE**



**3500:
385
HORSEPOWER
BEST-IN-CLASS²
930 LB-FT
OF TORQUE**

**17,980-LB
MAX TOWING***

**31,210-LB
MAX TOWING***



As Cummins approaches its one-hundredth birthday, the engine that truly displays the company's durability and inventiveness is the venerable 6.7L Cummins Turbo Diesel.

Engineered to surpass the tolerances and longevity demanded by semi-class big rigs—part of the expertise of Cummins—as an available diesel engine for Ram Heavy Duty models, the Cummins Turbo comes in three distinctive calibrations. Each iteration specifically addresses job-rated use and optimal transmission output—and gives Ram Heavy Duty models uncompromising strength for towing and hauling, backed with dependability that has long been recognized as a benchmark for industry, agriculture and torque-demanding recreational applications.

No matter which power output you choose for your Ram Heavy Duty pickup, every Cummins powerhouse features a truly impressive list of attributes. Included: a next-generation and super-clean Diesel Exhaust Fluid (DEF) system, an ultra-efficient diesel cooling system that features a huge, 11-blade fan, and a class-exclusive² "smart" diesel exhaust brake. The mammoth output from the best-in-class² 930 lb-ft of available diesel torque from the Cummins High Output in Ram 3500 easily enables world-class towing and hauling capability.

The Cummins Turbo Diesel and Ram Heavy Duty reflect a working partnership that spans nearly three decades. More than two million applications of Cummins and Ram have been produced—and that number continues to grow—a direct reflection of the enduring quality and capability of this unbeatable combination.

ROBUST AND IMPRESSIVE DIESEL TOWING for Ram 3500 is part of the Cummins legacy. With the available Cummins High Output Turbo, you can take advantage of 385 horsepower and that best-in-class² 930 lb-ft of torque. Towing at this point is rated up to a jaw-dropping 31,210 lb. (All towing figures apply to properly equipped trucks.)



BEST-IN-CLASS² DIESEL OIL CHANGE INTERVALS.

Cummins technology lets you travel up to 15,000 miles between changes, seriously reducing downtime, and a very real means to help lessen the costs of regular maintenance.

AISIN® HEAVY-DUTY 6-SPEED AUTOMATIC TRANSMISSION.

To handle the Cummins High Output Turbo Diesel and its best-in-class² 930 lb-ft of available diesel torque, the AISIN Heavy-Duty 6-speed automatic, with its Transmission Control Module and ramped-up Tow/Haul Mode, ably steps up to the task.

6-SPEED AUTOMATIC TRANSMISSION. Incredible torque for Ram 2500 comes from the available Cummins rated at 370 hp and 800 lb-ft, mated to the proven 68RFE 6-speed automatic; this beefed-up powertrain configuration is also available for Ram 3500 models.




6-SPEED MANUAL TRANSMISSION. The class-exclusive² G56 6-speed manual transmission is packaged with the 350 hp/660 lb-ft of torque Cummins Turbo Diesel.

The 6-speed manual offers exceptional control when towing and hauling, and its availability for Ram 2500/3500 clearly separates Ram Heavy Duty from the contenders.



*When properly equipped. Properly secure all cargo.

AN OPEN-AND-SHUT CASE FOR SAFETY & SECURITY.



▶ **Air Bag[®] Technology**
Ram surrounds you with protection, including multistage front, supplemental front-seat side-mounted, and side-curtain air bags.⁹

▶ **Side-Impact Door Beams**
Designed with forgiveness in mind, these door beams are engineered to absorb impact force from every angle.

▶ **Dynamic Front Crumple Zones**
These crumple zones are engineered to bear the worst of any impact, helping keep cab passengers safe and secure.

▶ **ParkSense[®] Front and Rear Park Assist**—Available

▶ **Hydraulic Boost Compensation**

▶ **Hill Start Assist**

▶ **ParkView[®] Rear Back-Up Camera[®]**
Standard on all models. Displays the rear image in the rearview mirror (with Radio 3.0) or on-screen with dynamic grid lines.

▶ **Auto High-Beam Headlamp Control**—Available

▶ **Rain-Sensitive Windshield Wipers**—Available

▶ **Trailer Sway Damping[®]**

▶ **All-Speed Traction Control**

▶ **Rain Brake Support**

▶ **Antispin Rear Differential**—Available

▶ **Electronic Brake-Force Distribution**

▶ **Ready Alert Braking**

▶ **Antilock Brake System (ABS)**

▶ **Uconnect[®] Navigation and SiriusXM[™] Travel Link¹⁰** keep you in the know, with detailed weather maps and info on traffic delays and road dangers—Available

A 2018 Ram Heavy Duty embraces road manners, comfort and capability with the same fervor that it welcomes safety and security. Standard on every model is the indispensable Electronic Stability Control (ESC)⁹ system. Attributes of ESC⁹ are comprehensive:

- ▶ Help regulate wheelspin, with **All-Speed Traction Control**. If slippage occurs during acceleration, automatic throttle control will reduce torque; in extremes (like accelerating from pavement to ice), it will apply the brakes and reduce the engine power to maintain control.
- ▶ Tow with confidence, using **Trailer Sway Damping[®]** which detects yaw and applies selective brake pressure on the tow vehicle's opposite side to counteract and reduce the sway.

The Ram Heavy Duty braking system features optimized pedal travel to provide quick power assist. Rear wheel-speed sensors are positioned for protection against road elements. ESC⁹ features multiple assets for braking, and it even includes vehicle control when stationary. Most notable are:

- ▶ Stop securely, with **Antilock Brake System (ABS)**. Monitoring each wheel's speed, the Ram Heavy Duty ABS design also incorporates back-up braking should one of the two braking circuits be compromised.
- ▶ Balance the braking. **Electronic Brake-Force Distribution** regulates brake pressure from front to rear to minimize stopping distances.

- ▶ Anticipate potential trouble. **Ready Alert Braking** senses when the driver's foot is lifted from the accelerator; it applies an imperceptible brake force to ensure that pads and discs are lined up should an emergency stop be required.
- ▶ Factor in the weather. **Rain Brake Support** automatically and seamlessly activates when the driver turns on the windshield wipers; all brake calipers gently pulse against their respective rotors to remove water from the pads.
- ▶ Make it home, with **Hydraulic Boost Compensation**. Should a failure occur in the vacuum brake booster or any related line (say, a rupture occurred from tough off-roading), the brake controller will run the ABS pump; our system is so sophisticated, it conveys the problem to the driver. The brakes perform as normal until the failure is serviced.
- ▶ Stay still, with **Hill Start Assist**. When the vehicle is angled on an incline, this system keeps your Ram stationary for two seconds after the brakes have been released or until the accelerator is depressed.
- ▶ Indispensable protection: **ParkSense Front and Rear Park Assist[®]**. This available feature uses integrated sensors with ultrasonic waves to detect objects as far as 47 inches away from the bumpers. Read-outs located in the gauge cluster display team up with audible chimes to notify the driver of proximity to front and/or rear objects.



NAV ASSIST | REAL-TIME VEHICLE INFO | VEHICLE SYSTEMS MONITORING | CUSTOMIZABLE

FAST LANE TO THE INFORMATION HIGHWAY.

Your Ram Heavy Duty is a rolling powerhouse of knowledge, instant information and state-of-the-art communications technologies. And it's all in your command, with the available and customizable full-color 7-inch Driver Information Display with some 34 menu options, including detailed graphics that convey real-time vehicle information.

Select models inform you with a six-ring instrumentation cluster, and you can always move up to the largest available radio touchscreen⁴—8.4 inches. Powerful, yet easy-to-use, Uconnect[®] systems are designed to keep you focused on the long haul ahead. This is Ram Heavy Duty.

RECOGNIZED AUTHORITY FOR CARGO AND STORAGE.



AN ADVANCED DEGREE IN CARGO MANAGEMENT.

▶ **THE CLASS-EXCLUSIVE² RAMBOX[®] CARGO MANAGEMENT SYSTEM.** We invented it, improved it—and it's still a Ram class-exclusive² asset. The side bins are illuminated, drainable and lockable—and the available system offers built-in versatility: bins, rails and divider all adapt to arrange and secure cargo—and they'll even handle dozens of Authentic Accessories from Mopar[®].



AVAILABLE PREMIUM KEYLESS ENTER 'N GO![™] Multiple conveniences are at hand: keyless (bladeless) operation, Remote Start, control of the AllSecure[®] Locking System (including both RamBox System bins, if so equipped), and control of the panic button.



COMPLETE CAPABILITY.

Even with the RamBox System, full 4x8 sheets of building materials fit easily in the bed.





MANAGE THAT GEAR

STOW IT, STORE IT, LOCK IT. Lockable, drainable and illuminated, the two side boxes carry it all: tools, sports equipment—even beverages covered in ice. They also accommodate numerous Mopar® Accessories for work and play. Available.



LIGHT THE WAY

MULTIPLE POINTS OF LIGHT. Complementing the CHMSL cargo light, these side bed-mounted LED lights make for easy night viewing of the bed without having to adjust a tonneau cover (if so equipped)—now with a convenient bed-mounted light switch.

CONQUER & DIVIDE

COLLAPSIBLE AND EXPANDABLE: THE BED EXTENDER/DIVIDER. Create compartments for specific cargo, or extend space to the open tailgate. With a smart thin profile, it's easily stored at the head of the bed when not in use.

SECURE THE LOAD

CARGO RAIL SYSTEM WITH ADJUSTABLE TIE-DOWN CLEATS. Keep it all safe and secure. The rails also accommodate many Accessories from Mopar, while the four adjustable cleats ensure that your cargo stays where it's supposed to.



TECHNOLOGY DESIGNED FOR EVERY COMFORT.





RADIO. When SiriusXM® Satellite Radio¹⁰ meets Uconnect®, they really sing—with exclusive entertainment, sports, comedy, news and commercial-free music. We've got what you need, including 150 channels of the best satellite radio content. Additionally, stream from your desktop or download the free SiriusXM app¹⁰ on your smartphone or tablet and enjoy SiriusXM All Access¹¹ when out of your vehicle. It's all included for a full first year as part of your one-year trial subscription.



PHONE. Prioritize different phones so multiple drivers can connect and call. Uconnect syncs with your compatible phone allowing you to drive safely with hands-free⁵ capability. Route all incoming calls to voice mail and suppress text message notifications by enabling the Do Not Disturb feature so you can keep your full attention on the road.



APPLE CARPLAY™¹² A smarter, safer way to use an iPhone® inside your vehicle and seamlessly integrate it with the Uconnect touchscreen and Siri® Eyes Free.¹³ You can make calls, access music, send and receive messages,¹⁴ get directions optimized for traffic conditions and more, while staying focused on the road.

android auto™¹² ANDROID AUTO™¹² Automatically provides a safer way to use Android™ while driving. Share information, place phone calls or send and receive messages,¹⁴ while you easily access the best of Google: maps with voice-guided navigation, music, and Google Search, which lets you ask any question by voice command⁵



INTEGRATED VOICE COMMAND⁵ WITH BLUETOOTH⁵ Access a favorite playlist on your music player or USB drive with simple voice commands⁵. Ask for directions to a certain address. Or make a call. No problem. Siri Eyes Free¹³ responds to natural language commands, so controlling your compatible iPhone and your vehicle's sound system and entertainment options is easy and effortless.



Android Auto™ screen shown.



CONNECTED. The Uconnect® mobile app with SiriusXM Guardian®¹⁵ lets you control your truck from virtually anywhere and receive Monthly Vehicle Health Reports to keep an eye on every aspect of its performance.

- Remote Vehicle Start¹⁶
- Remote Horn & Lights¹⁶
- Vehicle Finder¹⁸
- Remote Door Lock/Unlock¹⁶
- Send & Go™¹⁷
- SOS Call¹⁹




NAV. Enter your destination with just your voice⁵—the route is calculated in seconds and displayed on the spacious 8.4-inch touchscreen. Then get turn-by-turn audio directions so your eyes can stay devoted to the road. SiriusXM® Traffic Plus¹⁰ will inform and reroute you at your choosing. You can even look up local fuel prices and weather using SiriusXM Travel Link¹⁰



WiFi?® Expand your options by turning your vehicle into an on-demand WiFi Hotspot²⁰—with new 4G LTE WiFi²⁰ making these connections faster than ever. Purchase by day, month or year, after you register for Uconnect® Access²¹ Simply turn on your signal, connect your devices and go.



CONTROLS. Via the touchscreen, you can adjust your seat or cabin temperature, select a new music station or make a call. So sit back, get comfortable and experience all the ways Uconnect makes the ride more enjoyable.





▶ Ram Rebel® TRX concept vehicle shown.



REFINED LUXURY. NEW LIMITED TUNGSTEN

► **STELLAR PERFORMANCE FROM A PROVEN PLAYER.** Building on Ram Limited, this optional appearance package is pure aesthetics, inside and out. The most luxurious model in the Ram truck lineup comes in Crew Cab and Mega Cab® models, and catches the eye with a Tungsten Chrome Limited grille, Tungsten Chrome for exterior accents and the trailer-tow mirrors, with body-color bumpers, door handles and running boards—all riding on 20-inch wheels painted Satin Carbon with Satin Silver inserts.



► Shown above and below: new Limited Tungsten Package in Brilliant Black Crystal Pearl with available RamBox® System.

► Shown below: new Limited Tungsten interior. 2018 Ram Limited takes refinement to a new level—with bold leather interiors in the Tungsten Package. Here, Frost leather seats feature Indigo piping along with Indigo accents throughout the cabin, with a new suede headliner in Light Graystone. The Tungsten Package is also available in an all-Black interior.





UNEXPECTED ELEGANCE. **LIMITED**

► **WE'VE MARSHALED THE ART OF SOPHISTICATION.** The Ram Heavy Duty Limited interior: with its all-Black leather-trimmed treatment, buckled map pockets, center console with tambour door and premium instrumentation (including 7-inch Driver Information Display and 8.4-inch touchscreen radio with Navigation), this luxury-driven pickup has it all.



► 3500 Dually Limited in Brilliant Black Crystal Pearl.

Properly secure all cargo.



Properly secure all cargo.

TAKE THE HIGH ROAD. LARAMIE LONGHORN® SOUTHFORK EDITION

► **STANDOUT PERFORMANCE FOR EVERY FIELD.** The 2018 Ram Laramie Longhorn already speaks to opulence—but this new available premium appearance package refines it further. Ram Laramie Longhorn Southfork Edition delivers craftsmanship and luxury with a standard two-tone exterior, shown here and below in Brilliant Black with the new RV Match Walnut Brown lower with optional wheel-to-wheel side steps and 20-inch aluminum wheels; monotone paint is also available.



► **EXPLORE NEW TERRITORY.** Take the natural route: Laramie Longhorn® Southfork Edition features leather-wrapped A- and B-pillar grab handles, Canyon Brown/Frost leather seats (with optional filigree), Light Graystone suede headliner, galvanized metal accents and generous touches of genuine Walnut-colored ash wood accents throughout.





AT HOME ON THE RANGE. LARAMIE LONGHORN®

► **PURE CRAFTSMANSHIP AT WORK.** We're touched by thoughtfulness. So Longhorn appointments include heated/ventilated front seats, European burled wood accents, front seatback map pockets with Silver buckles, multiview full-color Driver Information Display and premium leather trim—shown here in Cattle Tan/Black.

Properly secure all cargo.



► Ram Laramie Longhorn® with available monotone paint, which includes chrome front and rear bumpers, cab-length chrome tubular side steps and premium aluminum wheels.

Properly secure all cargo.



6.4L HEMI® V8 | 12,000-LB WARN® WINCH | RAM ARTICULINK® FRONT SUSPENSION | 33" GOODYEAR® DURATRAC® TIRES

LET THEM FOLLOW THE LEADER. POWER WAGON®

▶ **HEAVYWEIGHT CHAMP, AS THE MOST-CAPABLE OFF-ROAD FULL-SIZE PICKUP:** So much capability—and so many paths and mountains to conquer. Ram Power Wagon has carved out its own enviable niche in the full-size pickup category that makes it the indisputable champion of the off-road. Full details appear on this and the following page—with tons more at RAMTRUCKS.COM



ELECTRONIC LOCKING DIFFS | 14.3" GROUND CLEARANCE | 26.3" FRONT SUSPENSION ARTICULATION

THERE IS SIMPLY NO OTHER TRUCK YOU CAN BUY WITH THIS LEVEL OF FACTORY-WARRANTED CAPABILITY. 6.4L HEMI® V8 with 410 hp and 429 lb-ft of torque • Ram Power Wagon® spec **12,000-lb WARN® Winch** with 90 ft (85 ft usable) of 7/16-inch galvanized aircraft wire cable • **Ram Articulink® Front Suspension** adds an extra rubber bushing and link to the front control arms, allowing the axle to roll with the suspension • **33-inch Goodyear® DuraTrac® Tires** offer excellent traction on- and off-road • **Electronically Locking Front and Rear Differentials** offer superior extreme off-road capability without compromising on-road performance • **14.3-inch Ground Clearance** from taller, softer springs • **Electronically Disconnecting Front Sway Bar**, essentially a two-piece bar that disconnects, allowing far more front suspension articulation • **Powder-coated Steel Bumpers** with functional integrated front-end Tow/Recovery Hooks • **Tubular Steel Underbody Protection and Steel Skid Plates** for the transfer case and gas tank • Ram Power Wagon spec **Bilstein® Monotube Shock Absorbers** are engineered to handle rapid off-road movements throughout the length of their travel.

Get more on the following page, and then at RAMTRUCKS.COM





MUSCLE TO MOVE YOU FORWARD, STYLE TAKES OTHERS ABACK.

Unrivaled capability in no way translates into rough surroundings. To the contrary—every Ram Power Wagon® interior offers levels of refinement, convenience and comfort that make being in the great outdoors more attractive—and make other trucks pale in comparison.



POWER WAGON. TWO WORDS—AND TOTAL CAPABILITY.

Drive a pickup with strength this formidable, and that off-road becomes the on-ramp to adventure or getting serious work done. Built to 2500-weight class specs, this Crew Cab packs it all in, including standard Hill Descent Control, a 180-amp alternator, solid Tru-Lok® front and rear axles with uncompromising 4.10 axle ratios, a front electronic disconnecting sway bar that allows up to 26.3 inches of articulation, and a standard 14.3-inch ground clearance. Factor in that manual-shifting part-time 4x4 transfer case, and you can take on just about anything. Get more at RAMTRUCKS.COM



SIGNATURE INSTRUMENTATION. Ram Power Wagon® certainly rules the off-road, but it's abundantly clear who's running this operation—namely, you. The six-ring instrumentation cluster communicates major vehicle functions, while the active (and interactive) driver-selectable menu telegraphs dozens of real-time mechanical information—and it's all controlled by steering wheel-mounted buttons.



BRANDED INTERIOR TREATMENTS. Revised seat designs combine total comfort with concrete attitude. Using cues from that notorious Ram 1500 upstart, Rebel®, our designers created a signature fabric treatment for the seat bolsters and inserts based on the tread pattern of the oversize Goodyear® tires. Shown above left are the available Power Wagon leather-trimmed seats without the tread pattern.

IT'S ALL SYSTEMS GO. **LARAMIE**[®]

► **YOUR GOOD LIFE STARTS IN LARAMIE.** Enjoy a level of standard equipment that puts a premium on style. Ram Laramie lights the way with chrome LED taillamps and bifunctional projector headlamps, plus chrome grille, chrome mirrors with memory function, body-color wheel flares and the convenient ParkSense[®] Front and Rear Park Assist System.⁶



THIS SIX-PACK WORKS. **LARAMIE**[®]

▶ **TONED MUSCLE—INSIDE AND OUT.** In a Ram Heavy Duty Laramie, sheer strength melds with room to spare. Standard: seating for six in Black or Light Frost Beige (shown), ventilated and heated leather-trimmed driver and front-passenger seats, heated steering wheel, power pedals with memory, premium audio system and Dual-Zone Automatic Temperature Control.



SPORT APPEARANCE GROUP LARAMIE®

► **EVERYONE LIKES TO HANG OUT WITH A GOOD SPORT.**

This Group turns fine points into pure refinement. The Sport Appearance Group includes a monotone paint treatment for the exterior with updated RAM grille, body, bumpers, wheel flares and door handles. Black goes two ways: standard for the projector headlamps and side mirrors, optional for side badges and those 20-inch wheels. Also included is a new Sport-themed interior with upscale leather-trimmed seats.





SPORT APPEARANCE GROUP BIG HORN[®]

► **YES, APPEARANCES DO COUNT.** Good looks make a first impression, but a dark attitude can create a lasting memory. The Ram Big Horn Sport Appearance Group includes a monotone paint treatment for the exterior body, the bumpers, wheel flares and door handles (in colors that now include Brilliant Black, Bright White, Bright Silver, Delmonico Red Pearl or Granite Crystal) and an updated RAM grille, all contrasted by Black headlamp bezels and optional Black badges and Black wheels. To that, add a new Sport-themed interior with premium cloth/vinyl seating.





RIDE THIS WORKHORSE. **BIG HORN**®

► **SURE-FOOTED CAPABILITY.** We dig your chosen terrain—and likely, it stretches from open prairie to manicured garden. Ram Heavy Duty Big Horn stands tall with its sharp chrome billet grille, fog lamps and 18-inch polished aluminum wheels. The interior is just as sweet: premium cloth seats join a leather-wrapped steering wheel with remote audio controls.

Properly secure all cargo.



4x4
OFFROAD



GO AHEAD. RAMP IT UP.
4x4 OFF-ROAD PACKAGE

► **EXPLORE THE LAND OF THE FREE.** And be at home whenever you're feeling brave. Off-road capability is yours with most Ram 2500 models and this solid available package. Included: a heavy-duty transfer case skid plate, performance-tuned Bilstein® monotube shocks, large front tow hooks, wheel flares and authoritative On-/Off-Road Firestone® tires.





HEAVY-DUTY FIELD BOSS. HARVEST

► ENRICHING THE ORIGINAL GROWTH INDUSTRY—AGRICULTURE.

Meet the new Ram 2500/3500 Harvest Edition—an upscale pickup with the heavy-duty brawn for the heartland. In 4x2, 4x4, SRW and DRW configurations, Harvest shines with its distinctive chrome mesh grille, backed with a Mopar® Bumper Step, Mopar Mud Flaps, Black tubular cab-length side steps and spray-in bedliner. Your choices include four distinctive finishes for the monotone exterior or available lower two-tone in Bright Silver—the just-right mix of body-color, Black and brightwork.

► 3500 DRW Harvest in two-tone Case IH Red with Bright Silver lower and standard 17-inch chrome-clad steel wheels.



► 2500 Harvest in monotone New Holland Blue with standard 18-inch polished aluminum wheels.



CUSTOM-MINDED.

Ram 3500 Mega Cab® Laramie® in Granite Crystal Metallic with Silver lower shown with Mopar® Wheel-to-Wheel Tubular Side Steps, Side Window Air Deflectors and Heavy-Duty Splash Guards. Properly secure all cargo.

MOPAR. SUPPORTING YOU AND YOUR RAM TRUCK—FOR THE LONG HAUL.

Here's how to make your new Ram truck the ideal ride for today, and for many years to come. It's through Mopar.

Authentic Parts and Accessories by Mopar are engineered by the same experts who designed your Ram truck. Fit, function and finish are perfect, and the trained technicians who service your pickup know your make and model inside out. With genuine parts and this level of knowledge, you're going to keep your Ram truck going strong and looking good.

Further Mopar advantages include Mopar Express Lane Service to minimize waiting and downtime; Mopar Vehicle Protection® plans—the only extended protection backed by the manufacturer; and our state-of-the-art Mopar Owner Site. This site gives you online access to your service records, vehicle information and exclusive money-saving offers. Mopar. It's about keeping you happy, and your Ram truck at its best. Get it all at MOPAR.COM



Chrome Tubular Side Steps



Heavy-Duty Commercial Toolbox



Direct-Mount Fifth-Wheel Hitch*



Heavy-Duty Splash Guards

*Check User Guide for hitch type, load capacity and heavy-duty equipment required. Do not exceed rated tow capacity of the vehicle as equipped. Trailer may require items not supplied by Mopar.

RAM 2500/3500 TRIM LEVELS

TRADESMAN®

Tough, no-nonsense capability for the workman (shown with optional Chrome Appearance Group and Dual Rear Wheel Group)



POWERTRAIN

- 5.7L HEMI® V8/6-speed automatic (26A)
- 6.4L HEMI V8 Multi-Displacement System (MDS)/6-speed automatic (22A)
- 6.7L I-6 Cummins® Turbo Diesel/6-speed manual (2EA)
- 6.7L I-6 Cummins Turbo Diesel/6-speed automatic (2FA)
- 6.7L I-6 Cummins High Output Turbo Diesel/AISIN® 6-speed automatic (28A) (3500 only)

STANDARD FEATURES:



INTERIOR AMENITIES

- Air conditioning
- Heavy-duty vinyl 40/20/40 split-bench seat
- Black vinyl floor covering
- Mini floor console
- Instrument-panel Black bezel
- Tinted windows
- Rear fixed window
- Rearview day/night mirror
- 12-volt auxiliary power outlet
- Speed control
- 6-speaker audio system
- Manual 6 x 9-inch Black mirrors
- Automatic headlamps
- Tilt steering column
- Instrument cluster with 3.5-inch Driver Information Display
- Radio 3.0 AM/FM
- Media Hub with audio input jack and remote USB port

EXTERIOR FEATURES

- Painted steel wheels
- Black front and rear bumpers
- Black grille
- Quad-lens halogen headlamps
- Incandescent taillamps
- Black door handles
- Body-color headlamp filler panel

CAPABILITY & FUNCTIONALITY

- Manual shifting, part-time 4x4 transfer case
- Conventional front and rear differentials
- Dual 730-amp maintenance-free batteries (with available Cummins)
- Heavy-duty engine cooling
- Heavy-duty front and rear shock absorbers
- Front stabilizer bar
- Class V hitch receiver
- Trailer-tow with 4- and 7-pin wiring harness connector

SAFETY & SECURITY

- Six air bags⁸ including driver and front-passenger, side-curtain and front seat side-mounted
- Four-wheel antilock disc brakes
- Locking tailgate
- Electronic Stability Control (ESC)⁸
- ParkView® Rear Back-Up Camera⁸ (now standard on all trims)
- Sentry Key® Theft Deterrent System
- Variable/intermittent windshield wipers
- Tire Pressure Monitoring Display (2500)
- Tire Pressure Information System (3500)

SLT

Uncompromising strength with welcome touches of comfort



POWERTRAIN

- 5.7L HEMI V8/6-speed automatic (26G)
- 6.4L HEMI V8 MDS/6-speed automatic (22G)
- 6.7L I-6 Cummins Turbo Diesel/6-speed manual (2EG)
- 6.7L I-6 Cummins Turbo Diesel/6-speed automatic (2FG)
- 6.7L I-6 Cummins High Output Turbo Diesel/AISIN 6-speed automatic (28G) (3500 only)

INCLUDES SELECT TRADESMAN FEATURES, PLUS:



INTERIOR AMENITIES

- Cloth 40/20/40 bench seat
- Premium vinyl door trim with map pocket
- Carpet floor covering
- Front and rear floor mats
- Overhead console with map lights
- Chrome accent shift knob
- Uconnect® 3 radio with 5-inch display and Bluetooth® Integrated Voice Command⁵
- Remote USB charge-only port
- Rearview mirror with microphone
- Instrument-panel color-keyed bezel
- SiriusXM® Satellite Radio¹⁰ with 1-year trial subscription

EXTERIOR FEATURES

- Chrome front and rear bumpers
- Chrome grille
- Chrome door handles
- Steel chrome-clad wheels

CAPABILITY & FUNCTIONALITY

- Electronic shifting, part-time 4x4 transfer case
- Remote Keyless Entry with AllSecure®
- Electronic trailer brake controller

RAM 2500/3500 TRIM LEVELS

BIG HORN®

Subtle upgrades inside and out give this pickup character and flair



POWERTRAIN

- 5.7L HEMI® V8/6-speed automatic (26Z)
- 6.4L HEMI V8 Multi-Displacement System (MDS)/6-speed automatic (22Z)
- 6.7L I-6 Cummins® Turbo Diesel/6-speed manual (2EZ)
- 6.7L I-6 Cummins Turbo Diesel/6-speed automatic (2FZ)
- 6.7L I-6 Cummins High Output Turbo Diesel/AISIN® 6-speed automatic (28Z) (3500 only)

INCLUDES SELECT SLT FEATURES, PLUS:



INTERIOR AMENITIES

- Premium cloth 40/20/40 bench seat with 10-way power adjustment and power lumbar control on the driver's side
- Leather-wrapped steering wheel with remote audio controls
- 115-volt power outlet
- Fold-flat load floor (Crew Cab)
- Rear power-sliding window
- 60/40 split-folding rear seat
- SiriusXM® Satellite Radio¹⁰ with 1-year trial subscription

EXTERIOR FEATURES

- Fog lamps
- Chrome grille surround with billets
- 18-inch polished aluminum wheels (SRW)
- 17-inch steel wheels with chrome finish (DRW)
- Big Horn tailgate badge

CAPABILITY & FUNCTIONALITY

- Antispin differential rear axle

SAFETY & SECURITY

- Remote Start (automatic transmission only)



AVAILABLE HARVEST EDITION

Includes:

- Luxury Group
- Uconnect® 4C NAV radio with 8.4-inch display
- Cargo-View Camera⁸
- Rubber all-weather floor mats
- Chrome grille with chrome mesh inserts
- Chrome exterior mirrors
- Cab-length Black tubular side steps
- Body-color wheel flares (monotone)
- Accent-color wheel flares (two-tone)
- Mopar® Bumper Step
- Mopar Mud Flaps

- 4x4 bedside decals (4x4 only)
- Spray-in bedliner
- Skid plate (4x4 only)

Available in monotone or two-tone paint (lower color is Bright Silver); the four available colors include:

- Bright White
- Brilliant Black Crystal
- New Holland Blue
- Case IH Red

POWER WAGON®

This is attitude and capability taken to the extreme—exactly where you want to go (2500 Crew Cab only)



POWERTRAIN

- 6.4L HEMI V8 MDS/6-speed automatic (22P)

INCLUDES SELECT SLT FEATURES, PLUS:



INTERIOR AMENITIES

- Premium 7-inch Driver Information Display with Power Wagon graphics
- Premium cloth seats with embossed tread pattern
- Premium door trim
- Premium instrument panel with stitching and Power Wagon badge
- SiriusXM Satellite Radio¹⁰ with 1-year trial subscription

EXTERIOR FEATURES

- Premium LED taillamps—Black
- Bifunctional projector headlamps—Black
- Clearance lamps
- Fog lamps
- Black headlamp filler panel
- Unique Power Wagon Black grille
- Black powder-coated front and rear bumpers
- Black wheel flares
- Two-tone paint with Black lower
- 17-inch aluminum wheels with Matte Black pockets
- LT285/70R17D OWL All-Terrain tires
- Power Wagon graphic decals

CAPABILITY & FUNCTIONALITY

- Hill Descent Control
- 180-amp alternator
- Manual shifting, part-time 4x4 transfer case
- 4.10 axle ratios
- Tru-Lok® front and rear electronic locking axles
- Front electronic disconnecting stabilizer bar
- Bilstein® performance front and rear shocks
- Tow hooks
- Fuel tank skid plate shield
- Transfer case skid plate shield
- Front 12,000-lb WARN® winch

AVAILABLE LEATHER AND LUXURY GROUP

Includes:

- Leather-trimmed 40/20/40 bench seat
- Ventilated driver and front-passenger seats
- Heated driver and front-passenger seats
- Power 10-way memory driver, 6-way passenger seats
- Dual-Zone Automatic Temperature Control
- Overhead console with Universal Garage Door Opener
- LED interior lighting
- Security alarm
- Premium II 10-speaker audio system with subwoofer
- ParkSense® Front and Rear Park Assist System⁹
- Uconnect 4C radio with Bluetooth® Integrated Voice Command⁵

RAM 2500/3500 TRIM LEVELS

LARAMIE®

Heavy-duty capability joins heavy-duty luxury



POWERTRAIN

- 6.4L HEMI® V8 Multi-Displacement System (MDS)/6-speed automatic (22H)
- 6.7L I-6 Cummins® Turbo Diesel/6-speed manual (2EH)
- 6.7L I-6 Cummins Turbo Diesel/6-speed automatic (2FH)
- 6.7L I-6 Cummins High Output Turbo Diesel/AISIN® 6-speed automatic (28H) (3500 only)

INCLUDES SELECT BIG HORN® FEATURES, PLUS:



INTERIOR AMENITIES

- Leather trim 40/20/40 bench seat
- Ventilated driver and front-passenger seats
- Heated driver and front-passenger seats
- Deluxe door trim panels
- Dual-Zone Automatic Temperature Control
- Instrument-panel wood-grain bezel
- Power 10-way memory driver, 6-way passenger seats
- LED interior lighting
- Heated steering wheel
- Premium II 10-speaker audio system with subwoofer
- Premium cluster with 7-inch Driver Information Display
- SiriusXM® Satellite Radio¹⁰ with 1-year trial subscription

EXTERIOR FEATURES

- Premium LED taillamps—chrome
- Chrome exterior mirrors with memory function
- Bifunctional projector headlamps—chrome
- Chrome grille
- Body-color wheel flares
- Laramie badge
- 18-inch polished aluminum wheels (SRW)
- 17-inch polished aluminum wheels (DRW)

SAFETY & SECURITY

- Security alarm
- ParkSense® Front and Rear Park Assist System⁶



AVAILABLE SPORT APPEARANCE GROUP

Includes:

- Monotone paint
- Body-color painted front and rear bumpers
- Body-color RAM grille
- Blacked-out projector headlamps and blacked-out LED taillamps
- Body-color door handles
- 20-inch wheels with OWL tires (SRW models only)
- Black exterior mirrors
- Sport-themed interior with leather-trimmed seats
- Black wheels and badges are optional

LARAMIE LONGHORN®

Impressive levels of power and refinement



POWERTRAIN

- 6.4L HEMI V8 MDS/6-speed automatic (22K)
- 6.7L I-6 Cummins Turbo Diesel/6-speed automatic (2FK)
- 6.7L I-6 Cummins High Output Turbo Diesel/AISIN 6-speed automatic (28K) (3500 only)

INCLUDES SELECT LARAMIE FEATURES, PLUS:



INTERIOR AMENITIES

- Premium leather bucket seats
- Premium door trim panels
- Luxury front and rear floor mats
- Leather-wrapped shift knob
- Full-length premium upgraded floor console
- Laramie Longhorn instrument cluster
- Laramie Longhorn interior accents
- Heated second-row seats
- Uconnect® 4C NAV radio with Bluetooth® Integrated Voice Command⁵ and premium Navigation
- Premium wood/leather-wrapped steering wheel
- SiriusXM Satellite Radio¹⁰ with 1-year trial subscription

EXTERIOR FEATURES

- LED bed lighting
- Accent-color front bumper
- Accent-color rear bumper
- Mopar® door sill guards
- Chrome RAM grille
- Accent-color running boards
- Laramie Longhorn badge
- 18-inch polished aluminum wheels with accent-color inserts (SRW)
- 17-inch polished aluminum wheels with Longhorn center cap (DRW)
- Tow hooks
- Spray-in bedliner
- Chrome belt moldings

SAFETY & SECURITY

- Remote Start



AVAILABLE LARAMIE LONGHORN SOUTHFORK EDITION

(shown with optional monotone paint)

Includes:

- Leather-wrapped A- and B-pillar grab handles
- Canyon Brown/Frost front and rear floor mats
- Longhorn tailgate lettering
- Unique Canyon Brown/Frost premium leather seats
- Light Graystone suede headliner
- Walnut-colored ash wood interior accents

RAM 2500/3500 TRIM LEVELS

LIMITED

A premium Black leather-trimmed interior sets this Ram apart



POWERTRAIN

- 6.4L HEMI® V8 Multi-Displacement System (MDS)/6-speed automatic (22M)
- 6.7L I-6 Cummins® Turbo Diesel/6-speed automatic (2FM)
- 6.7L I-6 Cummins High Output Turbo Diesel/AISIN® 6-speed automatic (28M) (3500 only)

INCLUDES SELECT LARAMIE LONGHORN® FEATURES, PLUS:



INTERIOR AMENITIES

- Premium leather bucket seats
- Premium door trim panels
- Luxury front and rear floor mats
- Leather-wrapped shift knob
- Full-length premium upgraded floor console
- Limited instrument cluster

- Heated second-row seats
- Uconnect® 4C NAV radio with Bluetooth® Integrated Voice Command® and premium Navigation
- Premium wood/leather-wrapped steering wheel
- SiriusXM® Satellite Radio¹⁰ with 1-year trial subscription

EXTERIOR FEATURES

- Monotone paint
- Body-color front and rear bumpers
- Chrome RAM grille
- Limited chrome bodyside molding
- Unique Limited tailgate
- Chrome belt moldings
- Chrome-color wheel flares

- Wheel-to-wheel side steps (SRW)
- 20-inch painted aluminum wheels with chrome inserts (SRW)
- 17-inch polished aluminum wheels (DRW)
- RamBox® Cargo Management System (6' 4"-box SRW models only)

SAFETY & SECURITY

- Keyless Enter™ 'n Go™
- Rain-sensitive windshield wipers
- Auto High-Beam Headlamp Control



AVAILABLE LIMITED TUNGSTEN

Includes:

- New Frost/Indigo interior treatment with Light Graystone suede headliner
- Blackout treatment for the headlamps and taillamps
- Tungsten Chrome RAM grille
- Tungsten Chrome mirrors, bodyside moldings and tailgate appliqué
- Body-color door handles
- Body-color running boards
- Body-color RAM tailgate nameplate
- Unique Satin Silver inserts for the 20-inch aluminum wheels (17-inch polished aluminum on DRW)

RAM 2500/3500 PACKAGES / EQUIPMENT GROUPS

	Sales Code	Tradesman® Reg/Crew	SLT Reg/Crew/Mega Big Horn® Crew/Mega	Power Wagon® Crew	Laramie® Crew/Mega	Laramie Longhorn Crew/Mega	Limited Crew/Mega
CPOS PACKAGE		2TA	2TG	2TZ	2TP	2TH	2TK
BOX DELETE – Regular Cab, Crew Cab, N/A with diesel engine or Auto-Level Rear Air Suspension	XBC	0	0	0	–	–	–
CHROME APPEARANCE GROUP – Includes chrome bumpers, chrome grille surround and steel chrome-clad wheels (SRW) or steel wheels with chrome finish (DRW)	AED	0	–	–	–	–	–
CHROME BUMPER PACKAGE – Includes chrome front and rear bumpers	AST	–	–	–	–	–	0
COLD WEATHER GROUP – Includes engine block heater and winter front grille cover (diesel only)	ADE	0	0	0	–	0	0
CONVENIENCE GROUP – Includes Auto High-Beam Headlamp Control and rain-sensitive wipers	ADC	–	–	–	–	0	0
DOT-COMPLIANT ROADSIDE SAFETY KIT – Includes DOT fire extinguisher, three reflecting triangles, two Red vinyl flags and spare fuses	ACL	0	0	0	0	0	0
DUAL REAR WHEEL GROUP – Includes clearance lamps for the cab, box and fenders (3500 only; N/A with Crew Cab 6' 4" box)	WLA	0	0	0	–	0	0
FIFTH-WHEEL/GOOSENECK TOWING PREP GROUP – Includes mounting provisions for 5th-wheel or gooseneck hitches and in-bed 7-pin harness connector	AHU	0	0	0	–	0	0
HARVEST EDITION PACKAGE – Includes overhead console with Universal Garage Door Opener, box decal for 4x4 models, tow hooks, transfer case skid plate for 4x4 models, spray-in bedliner, sun visors with illuminated vanity mirrors, rearview auto-dimming mirror, power folding multifunction side-view mirrors, front and rear rubber floor mats, premium instrument cluster with 7-inch Driver Information Display, heated front seats, glove box lamp, rear dome light with on/off switch, rear Cargo-View Camera; LED bed lighting system, body-color wheel flares, Black tubular cab-length side steps, chrome grille with chrome mesh insert, Uconnect 4C NAV radio and 18-inch polished aluminum wheels or 17-inch chrome-clad steel wheels for DRW (Crew Cab and Mega Cab® only)	AY9	–	–	0	–	–	–
HEATED SEATS AND WHEEL GROUP – Includes heated cloth seats and heated leather steering wheel (requires *M3,*MJ or *S9 seats)	AGF	–	–	0	0	–	–
LEATHER AND LUXURY GROUP – Includes overhead console with Universal Garage Door Opener, deluxe door trim panel, leather-trimmed 40/20/40 bench seat, security alarm, memory function for radio/driver seat and mirrors, sun visors with illuminated vanity, power foldaway mirrors, glove box lamp, rear dome lamp with on/off switch, LED interior lighting, front and rear door accent lighting, Premium II audio system, Uconnect 4C radio, ParkSense® Front and Rear Park Assist System ¹	ACX	–	–	–	0	–	–
LIMITED TUNGSTEN PACKAGE – Includes suede headliner, body-color door handles, power folding Tungsten mirrors, Limited tailgate appliqué, Tungsten bodyside moldings, body-color RAM tailgate lettering, body-color running boards, Tungsten RAM grille and 17-inch (DRW) or 20-inch (SRW) aluminum wheels	AZ9	–	–	–	–	–	0
LARAMIE LONGHORN SOUTHFORK PACKAGE – Includes suede headliner, leather-wrapped A- and B-pillar grab handles, luxury front and rear floor mats, center-stack bezel with Walnut veneer and Longhorn tailgate lettering	ALM	–	–	–	–	0	–
LUXURY GROUP – Includes overhead console with Universal Garage Door Opener, illuminated vanity mirror, auto-dimming mirror, exterior heated/power folding mirrors with signal and puddle lamps, heated seats and steering wheel for Z CPOS, premium cluster with 7-inch Driver Information Display, switchable dome lamp, ashtray lamp, LED bed lighting system, leather-wrapped steering wheel with audio controls, glove box lamp	ADA	–	0	0	0	–	–
MAX TOW PACKAGE – Includes Fifth-Wheel/Gooseneck Towing Prep Group, DOT-compliant roadside safety kit, 4.10 axle ratio, trailer brake controller for Tradesman models, Mopar® 30K direct-mount fifth-wheel hitch, CHMSL-mounted Cargo-View Camera; daytime running lamps and Auto-Level Rear Air Suspension System (requires Cummins High Output Turbo Diesel with AISIN Heavy-Duty 6-speed automatic transmission; 3500 DRW only)	AJL	0	0	0	–	0	0
OFF-ROAD PACKAGE – Includes Hill Descent Control, tow hooks, transfer case skid plate, wheel flares, OFF-ROAD decal, performance-tuned front and rear shocks and OWL On-/Off-Road tires (2500 models only)	ARC	0	0	0	–	0	0
POPULAR EQUIPMENT GROUP TRADESMAN – Includes 40/20/40 cloth bench seat, carpeted flooring, floor mats, remote keyless entry and SiriusXM Satellite Radio ⁹	AJY	0	–	–	–	–	–
POPULAR EQUIPMENT GROUP SLT – Includes premium cloth 40/20/40 bench seat, fog lamps and OWL tires (Regular Cab only)	ALW	–	0	–	–	–	–
POWER ACCESSORY GROUP – Includes premium vinyl door trim, power Black trailer-tow mirrors, power windows and power locks (Regular Cab only)	AJW	0	–	–	–	–	–
POWER AND REMOTE ENTRY GROUP – Includes premium vinyl door trim, remote keyless entry, power heated mirrors, power windows and power locks (Regular Cab only)	AJH	0	–	–	–	–	–
POWER WAGON PACKAGE – Includes Hill Descent Control, 180-amp alternator, electronic disconnecting front sway bar, Ram Articlink® front suspension, front and rear locking differentials, 4.10 axle ratio, tow hooks, fuel tank and transfer case skid plates, front electric winch, Black wheel flares, fog lamps, Black headlamp filler panels, chrome front and rear bumpers and 17-inch aluminum wheels with LT285/70RD OWL All-Terrain tires (2500 Crew Cab 6' 4" bed; 4x4 models only)	ACE	0	–	–	–	–	–
PROTECTION GROUP – Includes tow hooks and transfer case skid plate (4x4 models only)	ADB	0	0	0	–	0	0
SNOW CHIEF GROUP – Includes 180-amp alternator for 5.7L V8 (220-amp alternator for 6.4L V8 or 6.7L Cummins Turbo Diesel), antispin differential, transfer case skid plate, auxiliary switches, clearance lamps, 18-inch wheels and OWL On-/Off-Road tires (single-rear-wheel models only)	AD2	0	0	0	–	0	0
SNOWPLOW PREP GROUP – Includes a 180-amp alternator for 5.7L V8, 220-amp for 6.4L V8 and 6.7L diesel, transfer case skid plate (4x4 models only)	AHD	0	0	0	–	0	0
SPORT APPEARANCE GROUP – Includes monotone paint, body-color door handles, Black exterior mirrors, blackout headlamps (blackout LED taillamps, H CPOS only), body-color painted front and rear bumpers, body-color RAM grille, body-color wheel flares, 20-inch aluminum wheels with OWL tires	ADV	–	–	0	–	0	–

S = Standard. 0 = Optional. P = Part of package. – = Not available.
Note: some features and/or applications may be late availability.

RAM 2500/3500 EXTERIOR COLORS



Bright White



Pearl White



Bright Silver Metallic



Granite Crystal Metallic



Maximum Steel Metallic



Brilliant Black Crystal Pearl



Blue Streak Pearl



True Blue Pearl



RV Match Walnut Brown Metallic



Flame Red



Delmonico Red Pearl



Black Forest Green Pearl

PAINT COLORS AND TWO-TONE OPTIONS

	Tradesman®	SLT	Big Horn®	Power Wagon®	Laramie®	Laramie Longhorn®	Limited
Delmonico Red	•	•	•	■	•, ■, +	•, +	•
Flame Red	•	•	•	■	•, ■	•	N/A
RV Match Walnut Brown	•	•	•	N/A	•, ■	•	N/A
Black Forest Green	•	•	•	N/A	•, ■, +	•, +	N/A
Blue Streak	•	•	•	■	•, ■	N/A	N/A
True Blue	•	•	•	N/A	•, ■, +	•, +	•
Bright Silver	•	•	•	■	•, +	•, +	•
Granite Crystal	•	•	•	■	•, ■	•	•
Maximum Steel	•	•	•	■	•, ■, +	•, +	•
Brilliant Black Crystal	•	•	•	•	•, ■, +	•, +	•
Bright White	•	•	•	■	•, ■, +	•, +	•
Pearl White	N/A	N/A	N/A	N/A	•, ■, +	•, +	•

• = Available Monotone Color ■ Black Lower ■ Silver Lower + RV Match Walnut Brown Lower N/A = Not Available



Power Wagon shown in Flame Red with Black lower



Laramie shown in Blue Streak Pearl with Silver lower



Laramie Longhorn shown in Bright Silver Metallic with RV Match Walnut Brown lower

To see examples of all possible paint combinations, visit ramtrucks.com

RAM 2500/3500 INTERIOR FABRICS



Vinyl
Diesel Gray
Tradesman®

Work-Grade Vinyl
Diesel Gray
Tradesman



Sedoso/Alloy Cloth
Diesel Gray
Tradesman and SLT

Canyon Brown
SLT



Sedoso/Carbide Cloth
Diesel Gray
SLT and Big Horn®


Canyon Brown
SLT and Big Horn



Bristol/Sport Mesh Cloth
Black
Sport Appearance Group



Gode-Tex Vinyl/Cloth Embossed Tread Pattern
Black/Diesel Gray
Power Wagon®




Bristol Leather/Perforated Leather Trim
Light Frost Beige
Laramie®

Black
Laramie
Sport Appearance Group
Power Wagon



Natura Plus Leather with Laser Etching/Perforated Leather with Dark Saddle Piping and Tan Accent Stitching
Canyon Brown
Laramie Longhorn®



Natura Plus Leather/Perforated Leather with Dark Saddle Piping and Tan Accent Stitching
Canyon Brown
Laramie Longhorn



Natura Plus Leather/Perforated Leather with Black Piping and Accent Stitching
Cattle Tan
Laramie Longhorn




Natura Plus Leather/Perforated Leather with Canyon Brown Piping and Ruby Red Accent Stitching With Laser Etching
Laramie Longhorn Southfork Edition

Without Laser Etching
Laramie Longhorn Southfork Edition



Natura Plus Leather/Perforated Leather with Medium Graystone Piping and Accent Stitching
Black
Limited and Limited Tungsten



Natura Plus Leather/Perforated Leather with Indigo Piping and Accent Stitching
Frost/Indigo
Limited Tungsten

RAM 2500/3500 SRW WHEELS

RAM 3500 DRW WHEELS



17-inch Steel, Argent Painted Finish
Standard on 2500 Tradesman® (WDA)



17-inch Aluminum with Matte Black Pockets
Standard on Power Wagon®
Included with Power Wagon Package on Tradesman (WFZ)



18-inch Steel, Argent Painted Finish
Standard on 3500 Tradesman
Optional on 2500 Tradesman (WBN)



17-inch Steel, Argent Painted Finish
Standard on Tradesman (WFU)



18-inch Steel, Chrome-Clad
Standard on SLT
Optional on Tradesman (WBH)



18-inch Polished Aluminum
Standard on Big Horn® and Harvest Edition
Optional on SLT (WBE)



18-inch Polished Aluminum
Standard on Laramie® (WBL)



17-inch Steel, Chrome Finish
Standard on SLT, Big Horn and Harvest Edition
Included with Sport Appearance Group or
Chrome Appearance Group (WD4)



18-inch Polished Aluminum with Painted Pockets
LEFT: Accent-Color Pockets Standard on Laramie Longhorn®
with Two-Tone Exterior Paint (WBJ)
RIGHT: Silver Pockets Standard on Laramie Longhorn
with Available Monotone Exterior Paint (WBA)



20-inch Polished Aluminum with Painted Pockets
LEFT: Accent-Color Pockets Optional on Laramie Longhorn
with Two-Tone Exterior Paint (WRP)
RIGHT: Silver Pockets Optional on Laramie Longhorn
with Available Monotone Exterior Paint (WRA)



20-inch Painted Satin Carbon Aluminum with Chrome Inserts
Included with Sport Appearance Group
Optional on SLT, Big Horn and Laramie (WRJ)



17-inch Polished Aluminum
Standard on Laramie and Limited
Optional on SLT, Big Horn and Sport Appearance Group (WF7)



20-inch Aluminum Black Painted
Optional with Sport Appearance Group (WF3)



20-inch Satin Carbon Painted Aluminum with Accent Inserts
LEFT: 20-inch Satin Carbon Painted Aluminum with Chrome
Inserts, Standard on Limited (WH3)
RIGHT: 20-inch Satin Carbon Painted Aluminum with Satin
Silver Inserts, Included with Limited Tungsten Package (WSV)



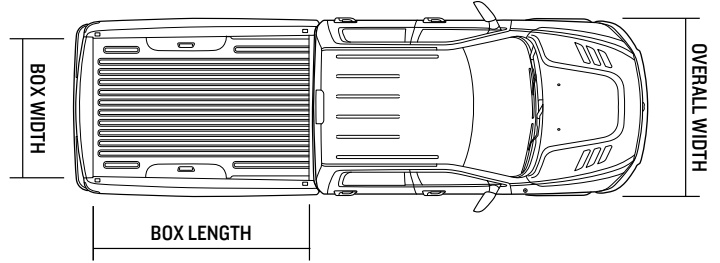
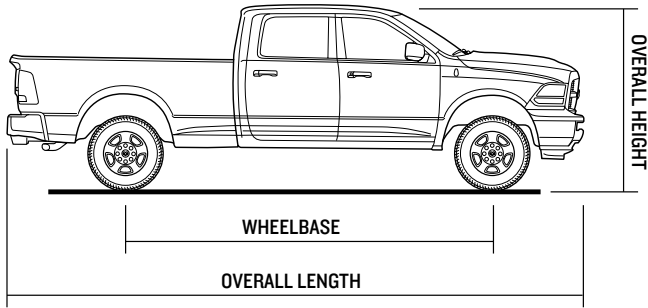
17-inch Polished Aluminum with Unique Longhorn Center Cap
Standard on Laramie Longhorn (WF9)

CONFIGURATIONS

	Cabs			Boxes		Box, 3500 Only		Seating	
	Regular Cab	Crew Cab	Mega Cab®	SRW: 6' 4" Box	SRW: 8' Box	DRW: 6' 4" Box	DRW: 8' Box	40/20/40 Bench	Bucket Seats
2500/3500 Tradesman	•	•	N/A	Available with Crew Cab	Available with Reg Cab or Crew Cab	N/A	Available with Reg Cab or Crew Cab	S	N/A
2500/3500 SLT	•	•	•	Available with Crew Cab or Mega Cab	Available with Reg Cab or Crew Cab	Available with Mega Cab	Available with Reg Cab or Crew Cab	S	Optional
2500/3500 Big Horn	N/A	•	•	Available with Crew Cab or Mega Cab	Available with Crew Cab	Available with Mega Cab	Available with Crew Cab	S	Optional
2500 Power Wagon	N/A	S	N/A	S	N/A	N/A	N/A	S	N/A
2500/3500 Laramie	N/A	•	•	Available with Crew Cab or Mega Cab	Available with Crew Cab	Available with Mega Cab	Available with Crew Cab	S	Optional
2500/3500 Laramie Longhorn	N/A	•	•	Available with Crew Cab or Mega Cab	Available with Crew Cab	Available with Mega Cab	Available with Crew Cab	N/A	S
2500/3500 Limited	N/A	•	•	Available with Crew Cab or Mega Cab	Available with Crew Cab	Available with Mega Cab	Available with Crew Cab	N/A	S

• = Available Configuration N/A = Not Available S = Standard Configuration

RAM 2500/3500 DIMENSIONS



RAM HEAVY DUTY CREW CAB WITH 8' BOX SHOWN

RAM 2500/3500 INTERIOR DIMENSIONS

All dimensions are in inches unless otherwise noted.

	REGULAR CAB	CREW CAB	MEGA CAB®
HEAD ROOM, FRONT / REAR	39.9	41.0 / 39.9	41.0 / 40.3
LEG ROOM, FRONT / REAR	41.0	41.0 / 40.3	41.0 / 43.3
SHOULDER ROOM, FRONT / REAR	66.0	66.0 / 65.7	66.0 / 65.7
HIP ROOM, FRONT / REAR	62.9	63.2 / 63.2	63.2 / 63.2
BEHIND SECOND ROW (CU FT)	N/A	N/A	12.1
TOTAL INTERIOR VOLUME (CU FT)	62.5	125.3	142.65

RAM 2500 EXTERIOR DIMENSIONS

All specs are for base models only; in inches unless otherwise noted.

	REGULAR CAB		CREW CAB		MEGA CAB	
	8' BOX		6' 4" BOX	8' BOX	6' 4" BOX	
OVERALL BODY WIDTH	79.4		79.4	79.4	79.4	
OVERALL HEIGHT (4x2 / 4x4)	76.2 / 78.1		76.9 / 78.8	76.7 / 78.6	77.9 / 79.8	
OVERALL LENGTH	230.4		237.3	259.4	248.4	
TRACK — FRONT (4x2 / 4x4)	68.7 / 68.7		68.7 / 68.7	68.7 / 68.7	67.7 / 67.7	
TRACK — REAR (4x2 / 4x4)	68.1 / 68.1		68.1 / 68.1	68.1 / 68.1	67.1 / 67.1	
WHEELBASE (4x2 / 4x4)	140.2 / 140.4		149.1 / 149.3	169.1 / 169.3	160.2 / 160.4	
BOX HEIGHT	20.2		20.1	20.2	20.1	
BOX LENGTH	98.3		76.3	98.3	76.3	
BOX WIDTH, WALL TO WALL	66.4		66.4	66.4	66.4	
BOX WIDTH, BETWEEN WHEELHOUSINGS	51		51	51	51	

RAM 3500 EXTERIOR DIMENSIONS

All specs are for base models only; in inches unless otherwise noted.

	REGULAR CAB		CREW CAB			MEGA CAB	
	8' BOX	8' BOX DRW	6' 4" BOX	8' BOX	8' BOX DRW	6' 4" BOX	6' 4" BOX DRW
OVERALL WIDTH	79.4	96.4	79.4	79.4	96.4	79.4	96.4
OVERALL HEIGHT (4x2 / 4x4)	77.7 / 79.1	77.7 / 79.1	78.4 / 79.8	77.4 / 79.6	77.4 / 79.6	78.3 / 79.7	77.5 / 79.0
OVERALL LENGTH	230.4	230.4	237.3	259.3	259.3	248.4	248.4
TRACK — FRONT (4x2 / 4x4)	67.7 / 67.7	68.6 / 69.5	67.7 / 67.7	67.7 / 67.7	68.6 / 69.5	67.7 / 67.7	68.6 / 69.5
TRACK — REAR (4x2 / 4x4)	67.1 / 67.1	75.8 / 75.8	67.1 / 67.1	67.1 / 67.1	75.8 / 75.8	67.1 / 67.1	75.8 / 75.8
WHEELBASE (4x2 / 4x4)	140.0 / 140.4	140.0 / 140.4	148.9 / 149.3	168.9 / 169.3	168.9 / 169.3	160.0 / 160.4	160.0 / 160.4
BOX HEIGHT	20.2	20.2	20.1	20.2	20.2	20.1	20.1
BOX LENGTH	98.3	98.3	76.3	98.3	98.3	76.3	76.3
BOX WIDTH, WALL TO WALL	66.4	66.4	66.4	66.4	66.4	66.4	66.4
BOX WIDTH, BETWEEN WHEELHOUSINGS	51	51	51	51	51	51	51

RAM 2500/3500 TOWING CAPABILITY

2500 TOWING SPECS

Maximum payload capacities (when properly equipped)

				2500 — SAE J2807 STANDARD COMPLIANT									
				REGULAR CAB				CREW CAB				MEGA CAB®	
				8' BOX		6' 4" BOX		8' BOX		6' 4" BOX			
				4x2	4x4	4x2	4x4	4x2	4x4	4x2	4x4		
AUTOMATIC TRANSMISSION	POWERTRAIN	AXLE RATIO	GCWR										
	5.7L HEMI® V8 CNG / 66RFE 6-SPEED	3.73	15,000	7,680	7,300			7,180	6,820				
	5.7L HEMI V8 / 66RFE 6-SPEED	3.73	18,300	11,880	11,520	11,520	11,180	11,390	11,010	11,040	10,780		
		4.10	20,300	13,880	13,520	13,520	13,180	13,390	13,010	13,040	12,780		
	6.4L HEMI V8 / 66RFE 6-SPEED	3.73	19,800	13,320	12,940	12,940	12,630	12,810	12,470	12,510	12,240		
4.10		17,525				10,050							
	4.10	22,800	16,320	15,940	15,940	15,630	15,810	15,470	15,510	15,240			
	6.7L CUMMINS® TURBO DIESEL I-6 / 68RFE 6-SPEED	3.42	25,300	17,980	17,500	17,450	17,160	17,320	16,750	17,170	15,430		
MT	6.7L CUMMINS TURBO DIESEL I-6 / G56 6-SPEED	3.42	24,300	16,890	16,430	16,410	16,110	16,270	15,920	16,100	14,750		

3500 TOWING SPECS

Maximum payload capacities (when properly equipped)

				3500 — SAE J2807 STANDARD COMPLIANT													
				REGULAR CAB				CREW CAB				MEGA CAB					
				8' BOX		8' BOX DRW		6' 4" BOX		8' BOX		8' BOX DRW		6' 4" BOX		6' 4" BOX DRW	
				4x2	4x4	4x2	4x4	4x2	4x4	4x2	4x4	4x2	4x4	4x2	4x4	4x2	4x4
AUTOMATIC TRANSMISSION	POWERTRAIN	AXLE RATIO	GCWR														
	5.7L HEMI V8 / 66RFE 6-SPEED	3.73	18,400	11,910	11,560			11,520	11,200	11,410	11,020			11,210	10,880		
		4.10	20,400	13,910	13,560			13,520	13,200	13,410	13,020			13,210	12,880		
	6.4L HEMI V8 / 66RFE 6-SPEED	3.73	19,900	13,370	12,950	12,980	12,640	12,920	12,620	12,790	12,440	12,450	12,100	12,650	12,220	12,200	11,970
		4.10	22,900	16,370	15,950			15,920	15,620	15,790	15,440			15,650	15,220		
		4.10	23,400			16,480	16,140					15,950	15,600			15,700	15,470
	6.7L CUMMINS TURBO DIESEL I-6 / 68RFE 6-SPEED	3.42	25,300	17,910	17,540	17,550	17,180	17,480	17,060	17,350	16,990	17,000	16,660	17,140	16,750	16,750	16,440
		3.73	27,300			19,550	19,180					19,000	18,660			18,750	18,440
		4.10	30,300			22,550	22,180					22,000	21,660			21,750	21,440
	6.7L CUMMINS HIGH OUTPUT TURBO DIESEL I-6 / AISIN® 6-SPEED	3.42	25,300	17,770	17,390			17,330	16,910	17,200	16,850			16,990	16,660		
		3.42	29,300			21,410	21,030					20,860	20,520			20,600	20,300
		3.73	33,800			25,910	25,530					25,360	25,020			25,100	24,800
4.10		39,100			31,210	30,830					30,660	30,320			30,400	30,100	
MT	6.7L CUMMINS TURBO DIESEL I-6 / G56 6-SPEED	3.42	24,300	16,870	16,500	16,510	16,130	16,430	16,010	16,300	15,950	15,960	15,620	16,100	15,710	15,710	15,400
		3.73	26,300			18,510	18,130					17,960	17,620		17,710	17,400	

MT = Manual Transmission | DRW = Dual Rear Wheel | Weights given in lb. | Numbers in **Black boxes** reflect max ratings.

1. Payload and Max Trailer Weights are ESTIMATED values and rounded to the nearest 10 lb.

2. Payload = GVWR - Base Weight.

3. Payload and Trailer Weight Rating are mutually exclusive.

4. GAWRs, GVWRs and GCWRs should never be exceeded.

5. Trailer Weight Rating and Tow Vehicle Trailing Weight are calculated as specified in SAE J2807. Passenger Weight = 300 lb. Options Weight = 100 lb. Trailing Equipment Weight: 75 lb for conventional hitch, 70 lb for gooseneck and 250 lb for 5th-wheel. Tongue weight: 10 percent of the gross trailer weight for conventional hitch, 15 percent of the gross trailer weight for a 5th-wheel or gooseneck hitch. Payload and GAWR should never be exceeded and must account for all of the above weights, including the appropriate trailing equipment and tongue weight. Box-Off Body Completion Weight = 80 lb per foot from end of cab to end of frame.

6. The maximum tongue weight for Class V (hitch receiver) is limited to 1,800 lb.

7. A 5th-wheel or gooseneck hitch is required for trailers over 18,000 lb.

8. The 13,800-lb GVWR stated for Regular Cab, 4x2, 6.4L V8 with 4.10 axle ratio applies to Tradesman® and ST packages only. For all other configurations (Regular Cab, 4x2, 6.4L V8 with 4.10 axle ratio), the GVWR is 13,700 lb.

RAM 2500/3500 PAYLOAD CAPABILITY

2500 PAYLOAD SPECS

Maximum payload capacities (when properly equipped)

		2500									
		REGULAR CAB		CREW CAB				MEGA CAB®			
		8' BOX		6' 4" BOX		8' BOX		6' 4" BOX			
		4x2	4x4	4x2	4x4	4x2	4x4	4x2	4x4		
AUTOMATIC TRANSMISSION	POWERTRAIN	GVWR									
	5.7L HEMI® V8 CNG / 66RFE 6-SPEED	9,200		2,350	1,970			1,850	1,490		
	5.7L HEMI V8 / 66RFE 6-SPEED	9,000		3,050	2,690	2,690	2,350	2,560	2,180	2,210	
	6.4L HEMI V8 / 66RFE 6-SPEED	8,510					1,560				
6.4L HEMI V8 / 66RFE 6-SPEED	10,000		3,990	3,610	3,610	3,300	3,480	3,140	3,180	2,910	
6.7L CUMMINS® TURBO DIESEL I-6 / 68RFE 6-SPEED	10,000		3,160	2,720	2,670	2,380	2,540	2,200	2,340	2,020	
MT	6.7L CUMMINS TURBO DIESEL I-6 / G56 6-SPEED	10,000		3,060	2,630	2,610	2,310	2,470	2,130	2,270	1,950

3500 PAYLOAD SPECS

Maximum payload capacities (when properly equipped)

		3500														
		REGULAR CAB		CREW CAB				MEGA CAB								
		8' BOX		8' BOX DRW		6' 4" BOX		8' BOX		8' BOX DRW		6' 4" BOX		6' 4" BOX DRW		
		4x2	4x4	4x2	4x4	4x2	4x4	4x2	4x4	4x2	4x4	4x2	4x4	4x2	4x4	
AUTOMATIC TRANSMISSION	POWERTRAIN	GVWR														
		5.7L HEMI V8 / 66RFE 6-SPEED	10,100	4,080												
	5.7L HEMI V8 / 66RFE 6-SPEED	10,300		3,930												
	5.7L HEMI V8 / 66RFE 6-SPEED	10,500				4,090										
	5.7L HEMI V8 / 66RFE 6-SPEED	10,700					3,970									
	5.7L HEMI V8 / 66RFE 6-SPEED	11,000						4,480					4,280			
	5.7L HEMI V8 / 66RFE 6-SPEED	11,300							4,390					4,250		
	6.4L HEMI V8 / 66RFE 6-SPEED	10,200	4,140													
		10,400		3,920												
		10,500				3,990										
		10,800					3,990									
		11,100						4,460								
		11,200											4,420			
		11,400							4,410					4,190		
		13,300			6,850	6,510					6,320	5,970			6,070	5,840
	13,700			7,205	6,910											
	13,800			7,350												
	13,900														6,670	
	14,000										7,020	6,670				6,540
	6.7L CUMMINS TURBO DIESEL I-6 / 68RFE 6-SPEED	11,100	4,180													
		11,500		4,210		4,150										
		11,600												3,910		
		11,700					3,930									
		12,000						4,520								
		12,300							4,460						4,220	
		12,400														
		14,000			6,720	6,350					6,170	5,830			5,920	5,610
	6.7L CUMMINS HIGH OUTPUT TURBO DIESEL I-6 / AISIN® 6-SPEED	11,100	4,040													
11,500			4,060		4,000											
11,600													3,760			
11,700						3,780										
12,000							4,370									
12,300								4,320								
12,400														4,070		
14,000				6,580	6,200					6,030	5,690			5,770	5,470	
MT	6.7L CUMMINS TURBO DIESEL I-6 / G56 6-SPEED	11,100	4,140													
		11,500		4,170		4,100										
		11,600												3,870		
		11,700					3,880									
		12,000						4,470								
		12,300							4,420							
		12,400												4,180		
14,000			6,680	6,300					6,130	5,790			5,880	5,570		

MT = Manual Transmission | DRW = Dual Rear Wheel | Weights given in lb. | Numbers in **Black boxes** reflect max ratings.

1. Weights are ESTIMATED values rounded to the nearest 10 lb.

2. Payload = GVWR minus Base Weight.

3. Payload and Trailer Weight Rating are mutually exclusive.

4. GAWRs, GVWRs and GCWRs should never be exceeded.

5. 3500 Regular Cab, 4x2, 6.4L V8 with 4.10 axle ratio, GVWR of 13,800 lb applies to Tradesman® Package only. All other price classes for this configuration (Regular Cab, 4x2, 6.4L V8 with 4.10 axle ratio), GVWR is 13,700 lb.

RAM 2500/3500 BUYER'S GUIDE

	Sales Code	Tradesman [®] Reg/Crew	SLT Reg/Crew/Mega	Big Horn [®] Crew/Mega	Power Wagon [®] Crew	Laramie [®] Crew/Mega	Laramie Longhorn [®] Crew/Mega	Limited Crew/Mega
CPOS PACKAGE		2TA	2TG	2TZ	2TP	2TH	2TK	2TM
2500	DJ	X	X	X	X	X	X	X
3500 SRW/DRW (6' 4" box not available with Crew Cab DRW)	D2	X/X	X/X	X/X	-	X/X	X/X	X/X
ENGINES/TRANSMISSIONS								
5.7L HEMI [®] Bi-fuel CNG/gas engine; 383 hp, 400 lb-ft of torque/6-speed automatic (66RFE; 2500 Regular and Crew Cab 8' box only)	EZF/DFP	0	0	-	-	-	-	-
5.7L HEMI V8 gas engine; 383 hp, 400 lb-ft of torque/6-speed automatic (66RFE; SRW only)	EZC/DFP	S	S	S	-	-	-	-
6.4L HEMI V8 gas engine with Multi-Displacement System (MDS); 410 hp, 429 lb-ft of torque/6-speed automatic (66RFE) (370 hp 3500 Mega Cab [®] ; standard with DRW)	ESA/DFP	0/S	0/S	0/S	S	S	S	S
6.7L Cummins [®] Turbo Diesel engine; 350 hp, 660 lb-ft of torque/6-speed manual (G56)	ETK/DEG	0	0	0	-	0	-	-
6.7L Cummins Turbo Diesel engine; 370 hp, 800 lb-ft of torque/6-speed automatic (68RFE)	ETK/DG7	0	0	0	-	0	0	0
6.7L Cummins Turbo Diesel engine; 385 hp, 930 lb-ft of torque/6-speed AISIN [®] heavy-duty automatic (3500 only)	ETK/DF2	0	0	0	-	0	0	0
Diesel Exhaust Fluid (DEF) system (standard with diesel engine)		P	P	P	-	P	P	P
MECHANICAL FEATURES								
ALTERNATOR – 160-amp (standard with gas engine)	BAB	S	S	S	-	S	S	S
- 180-amp (standard on diesel; included with 6.4L HEMI V8; included with Snowplow Prep Group or Snow Chief Group on 5.7L HEMI V8-equipped models)	BAD	O/P	O/P	O/P	S	O/P	O/P	O/P
- 220-amp (included with Snowplow Prep Group or Snow Chief Group on diesel- and 6.4L gas-equipped models; also included with dual alternator options)	BAJ	O/P	O/P	O/P	P	O/P	O/P	O/P
- Dual-rated at 380 amps (6.4L gas V8 only; includes 160-amp and 220-amp alternators)	XF5	0	0	0	0	0	0	0
- Dual-rated at 440 amps (6.7L diesel only; includes two 220-amp alternators)	XF7	0	0	0	-	0	0	0
AXLES – Antispin rear differential (standard on 3500; included with Snow Chief Group)	DSA	O/P/S	O/P/S	O/P/S	-	O/P/S	O/P/S	O/P/S
- Electronically locking front and rear differentials (included with Power Wagon Package; Crew Cab only)	DSE	P	-	-	S	-	-	-
- 3.42 ratio (standard for diesel)	DMR	0	0	0	-	0	0	0
- 3.73 ratio (standard for gas; available for 3500 DRW diesel)	DME	S/O	S/O	S/O	-	S/O	S/O	S/O
- 4.10 ratio (optional for gas; available for 3500 DRW diesel; included with Power Wagon Package)	DMF	O/P	0	0	S	0	0	0
- 11.5-inch rear axle – SRW	DRQ	S	S	S	S	S	S	S
- 11.5-inch rear axle – 3500 DRW only (included with 6.4L gas engine, diesel/G56 manual transmission, diesel/68RFE or diesel/AISIN transmission with 3.42 axle ratio)	DRX	P	P	P	-	P	P	P
- 11.8-inch rear axle – 3500 DRW only (included with diesel/DF2 transmission with 3.73 and 4.10 axle ratios; optional with DG7 transmission)	DRS	O/P	O/P	O/P	-	O/P	O/P	O/P
BATTERY – 730-amp, maintenance-free (two required for diesel)	BCN	S	S	S	S	S	S	S
DIESEL EXHAUST BRAKE – With “smart” function (included with diesel engine)	NEN	P	P	P	-	P	P	P
DOT-CERTIFIED SAFETY KIT – Includes fire extinguisher, three reflecting triangles, two Red flags and spare fuses	ACL	0	0	0	0	0	0	0
ELECTRONIC UPFITTER MODULE – Not available with premium speakers	XXS	0	0	0	0	-	-	-
ENGINE BLOCK HEATER – Included with Cold Weather Group on diesel-equipped models	NHK	O/P	O/P	O/P	O	O/P	O/P	O/P
FUEL TANKS – 18.2-G.G.E. (gasoline gallon equivalent) dual CNG tanks (included with CNG engine)	XXV	P	P	-	-	-	-	-
- 28-gallon tank (included with Regular Cab models equipped with diesel)	NGC	P	P	-	-	-	-	-
- 31-gallon tank (included with 6' 4" box)	NFT	S	S	S	S	S	S	S
- 32-gallon tank (included with 8' box; standard with CNG engine)	NFX	S	S	S	-	S	S	S
SHOCKS – Front, heavy-duty	SFB	S	S	S	-	S	-	-
- Rear, heavy-duty	SGB	S	S	S	-	S	-	-
- Front, performance-tuned (included with Off-Road Package; 2500 only)	SFC	P	P	P	-	P	S	S
- Rear, performance-tuned (included with Off-Road Package; 2500 only)	SGC	P	P	P	-	P	S	S
- Front and rear Bilstein [®] gas-charged monotube (included with Power Wagon Package)		P	-	-	S	-	-	-
SKID PLATES (4x4 models only) – Transfer case (included in Protection Group, Harvest Edition Package, Snowplow Prep Group, Snow Chief Group, Off-Road Package and Power Wagon Package)	XEF	P	P	P	S	P	P	P
- Fuel tank (included with Power Wagon Package; 2500 only)	XEE	P	-	-	S	-	-	-
STEERING – Power recirculating ball	SBE	S	S	S	S	S	S	S
SUSPENSION – Front, three-link coil spring suspension	SDB	S	S	S	-	S	S	S
- Front, Ram Articulink [®] suspension (included with Power Wagon Package; 2500 models only)	SD1	P	-	-	S	-	-	-
- Front electronic disconnecting stabilizer bar (included with Power Wagon Package; 2500 models only)	SHG	P	-	-	S	-	-	-
- Front stabilizer bar	SHA	S	S	S	-	S	S	S
- Rear, five-link coil spring suspension (2500 only)		S	S	S	S	S	S	S
- Rear, Hotchkiss leaf spring suspension (3500 only)		S	S	S	-	S	S	S
- Rear, Auto-Level dual-mode air spring suspension system	SEB	0	0	0	-	0	0	0
TOW HOOKS – 3500 models	XEA	S	S	S	-	S	S	S
- 2500 models (included with diesel engine; optional on 4x2 models; included with Protection Group, Harvest Edition Package, Off-Road Package or Power Wagon Package on 4x4 models)	XEA	O/P	O/P	O/P	S	O/P	S	S
TRAILER-TOW – 4-/7-pin trailer harness plug (combination receptacle)	XFU/XFK	S	S	S	S	S	S	S
- Class V hitch receiver	XFR	S	S	S	S	S	S	S
TRANSFER CASES (4x4 models only) – Manual shift-on-the-fly	DK1	S	-	-	S	-	-	-
- Electronic shift-on-the-fly	DK3	0	S	S	-	S	S	S
WINCH – WARN [®] front, electric, 12,000-lb capacity (included with Power Wagon Package)	XE5	P	-	-	S	-	-	-
- Tire carrier	TBM	S	S	S	S	S	S	S
EXTERIOR FEATURES								
BEDLINER – Spray-in (included with Harvest Edition Package; not available with Ram 2500 CNG model)	XMF	0	0	O/P	0	0	S	S
BED LIGHTING SYSTEM – LED (included with RamBox [®] System, Luxury Group or Harvest Edition Package)	LPL	O/P	P	P	P	O/P	S	S
BODY MODEL AND BOX – Regular Cab 8' box	62	0	0	-	-	-	-	-
- Crew Cab 6' 4" box (SRW models only)	91	0	0	0	S	0	0	0
- Crew Cab 8' box	92	0	0	0	-	0	0	0
- Mega Cab 6' 4" box	81	-	0	0	-	0	0	0
BUMPERS – Black	MB1/MBN	S	-	-	S	-	-	-
- Chrome (included with Chrome Appearance Group, Chrome Bumper Package, Power Wagon Package or with monotone paint)	MCT/MBF	P	S	S	-	S	P	P
- Painted body-color (included with Sport Appearance Group)	MBA/MBC	-	-	P	-	P	-	S
- Painted, in lower body accent-color	MBU/MBV	-	-	-	-	-	S	-

S = Standard. 0 = Optional. P = Part of package. - = Not available.
 Note: some features and/or applications may be late availability.
 Complete Packages and Equipment Groups listing shown at end of trim level section.

RAM 2500/3500 BUYER'S GUIDE

	Sales Code	Tradesman® Reg/Crew SLT	Reg/Crew/Mega	Big Horn® Crew/Mega	Power Wagon® Crew	Laramie® Crew/Mega	Laramie Longhorn® Crew/Mega	Limited Crew/Mega
		2TA	2TG	2TZ	2TP	2TH	2TK	2TM
CPOS PACKAGE								
EXTERIOR FEATURES (CONTINUED)								
CLEARANCE LAMPS – Cab (included with DRW)	LNC	O/P	O/P	O/P	S	O/P	O/P	O/P
– Box and rear fender (included with DRW)	LND	P	P	P	–	P	P	P
DOOR HANDLES – Black (included with low-volume paint)	MNA	S	P	P	–	–	–	–
– Body-color (included with Sport Appearance Group or Limited Tungsten Package)	MNK	–	–	P	S	P	–	P
– Chrome with body-color bezel	MNE	–	S	S	–	S	S	S
FOG LAMPS (Fleet option with Chrome Appearance Group; included with SLT Popular Equipment Group or Power Wagon Package)	LNJ	P	O/P	S	S	S	S	S
GRILLE – Black surround with Black inserts	MFF	S	–	–	–	–	–	–
– Chrome surround with Black hex inserts (included in Chrome Appearance Group)	MFD	P	S	–	–	–	–	–
– Chrome surround with chrome billet inserts	MFH	–	–	S	–	–	–	–
– Chrome surround with chrome mesh inserts (included with Harvest Edition Package)	MFZ	–	–	P	–	–	–	–
– Body-color RAM Sport grille (included with Sport Appearance Group)	MAW	–	–	P	–	P	–	–
– Black RAM Power Wagon grille	MFM	–	–	–	S	–	–	–
– Chrome surround with chrome wave-perf inserts	MF1	–	–	–	–	S	–	–
– Chrome RAM grille	MFJ	–	–	–	–	–	S	S
– Tungsten Chrome RAM grille (included with Limited Tungsten Package)	MYV	–	–	–	–	–	–	P
HEADLAMPS/TAILLAMPS – Automatic headlamps	LMG	S	S	S	S	S	S	S
– Quad-halogen headlamps/incandescent taillamps	LME/LA6	S	S	S	–	–	–	–
– Black bezel quad-halogen headlamps/incandescent taillamps (included with Sport Appearance Group)	MFA/LA6	–	–	P	–	–	–	–
– Black premium projector headlamps/premium Black LED taillamps (included with Sport Appearance Group or Limited Tungsten Package)	LMM/LAE	–	–	–	S	P	–	P
– Premium chrome projector headlamps/premium LED taillamps	LMC/LAD	–	–	–	–	S	S	S
– Auto High-Beam Headlamp Control (included in Convenience Group)	LMS	–	–	–	–	P	P	S
HEADLAMP FILLER PANEL – Black (included with Power Wagon Package or low-volume paint)	MCJ	P	P	P	S	–	–	–
– Body-color	MCM	S	S	S	–	S	S	S
MIRRORS – 2500 – Standard size, 6 x 9-inch, manual (Black)	GPU	S	–	–	–	–	–	–
– Power/heated (Black; included with Power Accessory Group or Power and Remote Entry Group on Tradesman Regular Cab)	GT6	P/S	S	S	S	–	–	–
– Power folding/heated/puddle/turn/auto-dimming (Black; included with Luxury Group and Sport Appearance Group)	GUK	–	P	P	P	P	–	–
– Power folding/heated/puddle/turn/auto-dimming/memory (Black; included with Leather and Luxury Group)	GPL	–	–	–	P	–	–	–
– Power folding/heated/puddle/turn/auto-dimming/memory (chrome)	GU4	–	–	–	–	S	S	S
2500 – Available size, 7 x 11-inch (trailer-tow mirrors, two-position foldaway with convex edge) manual (Black)	GPD	O	–	–	–	–	–	–
– Power/heated/puddle/turn/Black (optional with Sport Appearance Group, requires Power Accessory Group or Power and Remote Entry Group on Tradesman Regular Cab)	GPG	O	O	O	O	O	–	–
– Power/heated/puddle/turn/power folding (Black; requires Luxury Group)	GP1	–	O	O	O	–	–	–
– Power/heated/puddle/turn/memory/power folding (Black; optional with Leather and Luxury Group)	GPH	–	–	–	O	–	–	–
– Power/heated/puddle/turn/memory/power folding (chrome; included with Harvest Edition Package excluding memory feature)	GP2	–	–	P	–	O	O	O
3500 – Standard size, 7 x 11-inch (trailer-tow mirrors, two-position foldaway with convex edge) manual (Black)	GPD	S	–	–	–	–	–	–
– Power/heated/puddle/turn (Black; included with Power Accessory Group or Power and Remote Entry Group on Tradesman Regular Cab)	GPG	P	S	S	–	–	–	–
– Power/heated/puddle/turn/power folding (Black; included with Luxury Group or Sport Appearance Group)	GP1	–	P	P	–	P	–	–
– Power/heated/puddle/turn/memory/power folding (Black; optional with Sport Appearance Group)	GPH	–	–	O/P	–	O/P	–	–
– Power/heated/puddle/turn/memory/power folding (chrome)	GP2	–	–	–	–	S	S	S
RAMBOX® CARGO MANAGEMENT SYSTEM – With illuminated, lockable, drainable bins on both bed sides; stowable bed divider/extender; LED bed lighting system and cargo rail system with adjustable cleats (Short Box, SRW models only; Tradesman model requires remote keyless entry; not available with low-volume paints)	XB9	O	O	O	O	O	O	S
RUNNING BOARDS – Accent-color	MRM	–	–	–	–	–	S	–
– Body-color (optional with Sport Appearance Group; included with Limited Tungsten Package)	MRL	–	–	O	–	O	–	O/P
SIDE STEPS – Black, cab-length (included with Harvest Edition Package; restricted by vehicle color on select models)	MRU	O	O	O/P	O	O	–	–
– Chrome, cab-length (included with monotone Laramie Longhorn)	MRT	O	O	O	–	O	O/P	–
– Chrome, wheel-to-wheel (not available on Regular Cab or DRW)	MRA	O	O	O/P	–	O	O	S
TONNEAU COVER (not available with Ram 2500 CNG model)	CS7	O	O	O	O	O	O	O
WHEEL FLARES – Black (included with Off-Road Package or Power Wagon Package)	MMZ	P	–	–	S	–	–	–
– Body-color (included with Off-Road Package, Harvest Edition Package, Sport Appearance Group or monotone paint on Laramie Longhorn)	MML	–	P	P	–	S	P	S
– Lower body-color (included with two-tone paint)	MRD	–	–	P	–	P	S	–
WINDSHIELD WIPERS – Variable/intermittent	JHA	S	S	S	S	S	S	S
– Rain-sensitive (included with Convenience Group)	JHC	–	–	–	–	P	P	S
TIRES – 2500 LT245/70R17E BSW All-Season tires	TWD	S	–	–	–	–	–	–
– LT285/70R17D OWL All-Terrain tires (included with Power Wagon Package)	TW2	P	–	–	S	–	–	–
– LT275/70R18E BSW All-Season tires (included with Chrome Appearance Group)	TCN	P	S	S	–	S	S	–
– LT275/70R18E OWL On-/Off-Road tires (included with Off-Road Group, Snow Chief Group and Popular Equipment Group; optional with Chrome Appearance Group)	TCP	O/P	O/P	O/P	–	O/P	O/P	–
– LT285/60R20E OWL On-/Off-Road tires (included with Sport Appearance Group or Limited Tungsten Package; optional with Off-Road Group; included with optional 20-inch wheels)	TEA	–	O/P	O/P	–	O/P	O/P	S
– Full-size spare tire	TBB	S	S	S	S	S	S	S
– Add full-size spare tire (requires Box Delete)	TBE	O	O	O	–	–	–	–
3500 SINGLE REAR WHEEL – LT275/70R18E BSW All-Season tires	TCN	S	S	S	–	S	S	–
– LT275/70R18E OWL On-/Off-Road tires (included with Snow Chief Group and SLT Popular Equipment Group; optional with Chrome Appearance Group)	TCP	O/P	O/P	O/P	–	O/P	O/P	–
– LT285/60R20E OWL On-/Off-Road tires (included with optional 20-inch wheels; included with Sport Appearance Group or Limited Tungsten Package)	TEA	–	P	O/P	–	O/P	P	S
3500 DUAL REAR WHEEL – LT235/80R17E BSW All-Season tires (included with dual rear wheels)	TV2	P	P	P	–	P	P	P
– LT235/80R17E OWL On-/Off-Road tires (included with Popular Equipment Group)	TV3	O	O/P	O	–	O	O	O

S = Standard. O = Optional. P = Part of package. – = Not available.

Note: some features and/or applications may be late availability.

Complete Packages and Equipment Groups listing shown at end of trim level section.

RAM 2500/3500 BUYER'S GUIDE

	Sales Code	Tradesman® Reg/Crew	SLT Reg/Crew/Mega	Big Horn® Crew/Mega	Power Wagon® Crew	Laramie® Crew/Mega	Laramie Longhorn® Crew/Mega	Limited Crew/Mega
CPOS PACKAGE		2TA	2TG	2TZ	2TP	2TH	2TK	2TM
INTERIOR FEATURES								
AIR CONDITIONING – Manual								
– Dual-Zone Automatic Temperature Control (included with 8.4-inch radios or Leather and Luxury Group)	HAA	S	S	S	S	–	–	–
– 3.5-inch, Driver Information Display (included with CNG engine)	HAF	–	P	P	P	S	S	S
AUXILIARY INSTRUMENT PANEL SWITCHES – Not available with heated seats or with 3.0 or 5.0 radios (included with Snow Chief Group)								
	LHL	O/P	O/P	O/P	–	O/P	O/P	O/P
CLUSTER – 3.5-inch, Driver Information Display								
– 3.5-inch, Driver Information Display (included with CNG engine)	JAT	S	S	S	–	–	–	–
– 7-inch, Driver Information Display (included with Luxury Group or Harvest Edition Package)	JAJ	P	P	–	–	–	–	–
– 7-inch, Driver Information Display (Power Wagon graphic)	JAG	–	P	P	–	S	–	–
– 7-inch, Driver Information Display (with Laramie Longhorn detail)	JAY	–	–	–	P	–	–	–
– 7-inch, Driver Information Display (with unique Limited detail)	JAX	–	–	–	–	–	S	–
– 7-inch, Driver Information Display (with unique Limited detail)	JAV	–	–	–	–	–	–	S
CONSOLE – Mini floor console (included with 6-speed manual transmission or manual transfer case)								
– Full-size floor console (included with bucket seats)	CUM	P	P	P	S	P	–	–
– Overhead console (included with 5.0 radio)	CUP/CVT	–	P	P	–	P	S	S
– Overhead console with Universal Garage Door Opener (included with Luxury Group, Harvest Edition Package or Leather and Luxury Group)	CUN	P	S	S	S	–	–	–
	CV2	–	P	P	P	S	S	S
DOOR LOCKS – Manual door locks (Regular Cab only)								
– Power door locks (included with Power Accessory Group or Power and Remote Entry Group on Tradesman Regular Cab)	JE8	S	–	–	–	–	–	–
	JPB	P/S	S	S	S	S	S	S
FLOOR COVERING – Black vinyl (not available on Mega Cab®)								
– Carpet (included with Tradesman Popular Equipment Group)	CKJ	S	O	O	O	–	–	–
FLOOR MATS – Front, carpeted (Regular Cab only; included with Tradesman Popular Equipment Group; requires carpet floor covering)								
– Front and rear, carpeted (included with Tradesman Popular Equipment Group; requires carpet floor covering)	CKE	P	S	S	S	S	S	S
– Front, rubber (Regular Cab only; requires carpet floor covering)	CLA	P	S	–	–	–	–	–
– Front and rear, rubber (included with Harvest Edition Package)	CLE	P	S	S	–	S	–	–
– Front and rear, luxury	CLY	O	O	–	–	–	–	–
	CLF	O	O	O/P	S	–	–	–
	CLZ/CLL	–	–	–	–	–	S	S
MIRRORS – Rearview day/night (included with 5-inch radio display)								
– Rearview auto-dimming with video display	GNA	P	S	–	–	–	–	–
– Rearview auto-dimming (included with Luxury Group or Harvest Edition Package)	GN4	S	–	–	–	–	–	–
	GNK	P	P	P	S	S	S	S
	XA8	S	S	S	S	S	–	–
PEDALS – Non-adjustable								
– Power-adjustable (requires automatic transmission)	XAP	–	O	O	O	–	–	–
– Power-adjustable with memory (included with Leather and Luxury Group; requires automatic transmission)	XAM	–	–	–	P	O	S	S
POWER SUNROOF (not available with Regular Cab)								
	GWA	–	O	O	O	O	O	O
SEATS – Manually adjustable driver and front-passenger seat (included with *TX, *SX, *V9 and *H9 seats)								
– Ten-way power driver's seat and manual front-passenger seat (included with *M9, *MJ, *S9 seats)	JPB	P	P	–	P	–	–	–
– Ten-way power driver's seat with memory and 6-way power front-passenger seat (included with *ZL,*WL,*QL,*VL,*GJ,*XJ,*DJ and *UL seats)	JRT	–	P	P	P	–	–	–
– Two-way power lumbar support (included with *M9, *MJ,*S9,*P1,*AJ,*QL,*ZL,*VL,*GJ,*WL,*XJ,*DJ,*UL seats)	JRF	–	–	–	P	P	P	P
– Heated front seats (included with Luxury Group, Harvest Edition Package or Heated Seats and Wheel Group)	JPW	–	P	P	P	P	P	P
– Heated second-row seats (Crew Cab and Mega Cab only; included with *GJ,*WL,*XJ,*DJ,*UL seats)	CMA	–	–	P	P	S	S	S
– Heated second-row seats (Crew Cab and Mega Cab only; included with *GJ,*WL,*XJ,*DJ,*UL seats)	JPZ	–	–	–	–	P	P	P
– Ventilated front seats (included with *ZL,*WL,*QL,*VL,*GJ,*XJ,*DJ,*UL seats)	CAJ	–	–	–	P	P	P	P
– Vinyl 40/20/40 split-bench front seat with folding front armrest/cup holder, floor-mounted storage tray on Crew Cab (Crew Cab models include folding rear bench seat trimmed in vinyl)	*TX	S	–	–	–	–	–	–
– Ram Work-Grade Vinyl 40/20/40 split-bench front seat with folding front armrest/cup holder, floor-mounted storage tray on Crew Cab (Crew Cab models include folding rear bench seat trimmed in vinyl)	*SX	O	–	–	–	–	–	–
– Cloth 40/20/40 split-bench front seat, front armrest with cup holder (Crew Cab and Mega Cab models include cloth folding rear bench seat; included with Tradesman Popular Equipment Group)	*V9	P	S	–	–	–	–	–
– Cloth/vinyl with embossed tire tread pattern 40/20/40 split-bench front seat, front armrest with cup holder, 60/40 split-folding rear seat and fold-flat load floor	*H9	–	–	–	S	–	–	–
– Premium cloth-trimmed 40/20/40 split-bench front seat, front armrest with cup holder, power 10-way driver's seat, power lumbar adjuster, front center-seat-cushion storage, 115-volt auxiliary power outlet (Crew Cab and Mega Cab models include 60/40 split-folding rear bench seat and fold-flat load floor; included with SLT Popular Equipment Group)	*M9	–	O/P	S	–	–	–	–
– Premium Sport cloth-trimmed 40/20/40 split-bench front seat, front armrest with cup holder, power 10-way driver's seat, power lumbar adjuster, front center-seat-cushion storage, 115-volt auxiliary power outlet (Crew Cab and Mega Cab models include 60/40 split-folding rear bench seat and fold-flat load floor; requires Sport Appearance Group)	*P1	–	–	O	–	–	–	–
– Premium cloth/vinyl with embossed tire tread pattern 40/20/40 split-bench front seat, power 10-way driver's seat, power lumbar adjuster, full-length floor console, 115-volt auxiliary power outlet (60/40 split-folding rear bench seat and fold-flat load floor)	*S9	–	–	–	O	–	–	–
– Premium cloth-trimmed low-back bucket seats, power 10-way driver's seat, power lumbar adjuster, full-length floor console, 115-volt auxiliary power outlet (Crew Cab and Mega Cab models include 60/40 split-folding rear bench seat trimmed in cloth and fold-flat load floor)	*MJ	–	O	O	–	–	–	–
– Premium Sport cloth-trimmed high-back bucket seats, power 10-way driver's seat, power lumbar adjuster, full-length floor console, 115-volt auxiliary power outlet (Crew Cab and Mega Cab models include 60/40 split-folding rear bench seat trimmed in cloth and fold-flat load floor; requires Sport Appearance Group)	*AJ	–	–	O	–	–	–	–
– Leather-trimmed 40/20/40 split-bench heated and ventilated front with power 10-way/memory for driver and power 6-way passenger, power lumbar adjuster, front center-seat-cushion storage and folding center armrest with cup holder, 115-volt auxiliary power outlet, 60/40 split-folding rear bench seat trimmed in vinyl and fold-flat load floor (included with Leather and Luxury Group)	*ZL	–	–	–	P	–	–	–
– Leather-trimmed 40/20/40 split-bench heated and ventilated front with power 10-way/memory for driver and power 6-way passenger, power lumbar adjuster, front center-seat-cushion storage and folding center armrest with cup holder, 115-volt auxiliary power outlet (Crew Cab and Mega Cab models include 60/40 split-folding rear bench seat trimmed in vinyl and fold-flat load floor)	*VL	–	–	–	–	S	–	–
– Leather-trimmed Sport 40/20/40 split-bench heated and ventilated front with power 10-way/memory for driver and power 6-way passenger, power lumbar adjuster, front center-seat-cushion storage and folding center armrest with cup holder, 115-volt auxiliary power outlet (Crew Cab and Mega Cab models include 60/40 split-folding rear bench seat trimmed in vinyl and fold-flat load floor; requires Sport Appearance Group)	*QL	–	–	–	–	O	–	–
– Leather-trimmed high-back, ventilated and heated bucket seats, includes power 10-way driver and power 6-way passenger, power lumbar adjuster, full-length floor console, 115-volt auxiliary power outlet and heated 2nd-row seats on Crew Cab models (Crew Cab and Mega Cab models include 60/40 split-folding rear bench seat trimmed in vinyl and fold-flat load floor)	*GJ	–	–	–	–	O	–	–
– Leather-trimmed Sport high-back, ventilated and heated bucket seats, includes power 10-way driver and power 6-way passenger, power lumbar adjuster, full-length floor console, 115-volt auxiliary power outlet and heated 2nd-row seats on Crew Cab models (Crew Cab and Mega Cab models include 60/40 split-folding rear bench seat trimmed in vinyl and fold-flat load floor; requires Sport Appearance Group)	*WL	–	–	–	–	O	–	–
– Premium leather with laser-etched design, high-back ventilated and heated bucket seats, includes power 10-way driver and power 6-way passenger, power lumbar adjuster, premium full-length floor console, 115-volt auxiliary power outlet, heated 2nd-row seats; includes 60/40 split-folding premium leather with laser-etched design rear bench seat and fold-flat load floor	*XJ	–	–	–	–	–	S	–

S = Standard. O = Optional. P = Part of package. – = Not available.
 Note: some features and/or applications may be late availability.
 Complete Packages and Equipment Groups listing shown at end of trim level section.

RAM 2500/3500 BUYER'S GUIDE

	Sales Code	Tradesman® Reg/Crew	SLT Reg/Crew/Mega	Big Horn® Crew/Mega	Power Wagon® Crew	Laramie® Crew/Mega	Laramie Longhorn® Crew/Mega Limited	Crew/Mega
		2TA	2TG	2TZ	2TP	2TH	2TK	2TM
CPOS PACKAGE								
INTERIOR FEATURES (CONTINUED)								
- Premium leather high-back, ventilated and heated bucket seats, includes power 10-way driver and power 6-way passenger, power lumbar adjuster, premium full-length floor console, 115-volt auxiliary power outlet, heated 2nd-row seats; includes 60/40 split-folding premium leather rear bench seat and fold-flat load floor	*DJ	-	-	-	-	-	0	-
- Premium Natura leather high-back, ventilated and heated bucket seats, includes power 10-way driver and power 6-way passenger, power lumbar adjuster, premium full-length floor console, 115-volt auxiliary power outlet, heated 2nd-row seats; includes 60/40 split-folding premium leather rear bench seat and fold-flat load floor	*UL	-	-	-	-	-	-	S
STEERING WHEEL – Urethane								
- Leather-wrapped with audio controls (included with Luxury Group or Heated Seats and Wheel Group)	SCF	S	S	-	-	-	-	-
- Perforated leather-wrapped with accent stitching and audio controls	SCV	-	P	P	-	-	-	-
- Leather-wrapped, heated, with audio controls (included with Heated Seats and Wheel Group)	SCB	-	-	-	S	-	-	-
- Leather-wrapped, heated, with real wood and audio controls	SCV/SCB/NHS	-	-	P	P	S	-	-
STORAGE – Behind the seat (Regular Cab and Mega Cab)								
- Front center-seat-cushion storage (included with remote CD player and with *M9,*S9,*P1,*QL,*ZL,*VL seats)	CU3	S	S	S	-	S	S	S
- Rear, under-seat compartment (Crew Cab only)	CVH	P	P	P	P	P	-	-
- Rear, in-floor storage boxes (Crew Cab only)	CUE	S	S	S	S	S	S	S
- Fold-flat load floor (Crew Cab only; included with *M9,*H9,*S9,*P1,*WL,*QL,*MJ,*ZL,*VL,*GJ,*XJ,*DJ,*UL seats)	CB9	S	S	S	S	S	S	S
VISORS – Passenger-side, with vanity mirror								
- Driver and passenger-side, with illuminated vanity mirror (included with Luxury Group, Harvest Edition Package or Leather and Luxury Group)	CVN	-	P	P	P	P	P	P
WINDOWS – Manual windows (Regular Cab only)								
- Power windows, front one-touch down (Regular Cab; included with Power Accessory or Power and Remote Entry Group)	GNM	-	S	S	S	-	-	-
- Power windows, front one-touch up/down (Crew Cab and Mega Cab®)	GNC	-	P	P	P	S	S	S
- Rear fixed window	JF8	S	-	-	-	-	-	-
- Rear sliding window, manual (Tradesman Regular Cab)	JPY	P	S	-	-	-	-	-
- Rear sliding window, power (Crew Cab and Mega Cab)	JP3	S	S	S	S	S	S	S
- Rear window defroster	GJD	S	-	-	-	-	-	-
UCONNECT®/MULTIMEDIA								
CONNECTIVITY – 12-volt DC auxiliary								
- 115-volt AC auxiliary (included with *M9,*S9,*P1,*MJ,*AJ,*ZL,*VL,*QL,*WL,*GJ,*XJ,*DJ,*UL seats)	JKV	-	P	P	P	P	P	P
- 2.5-amp charging USB port (included with Uconnect 5-inch and 8.4-inch radios)	RS3	P	P	P	P	S	S	S
MEDIA HUB (included with RA1, UA1, RA2 radios) – 1.5-amp fully functional USB port, auxiliary jack for mobile devices								
MEDIA HUB (included with 8.4-inch radios) – Two USB ports, auxiliary jack for mobile devices, Android Auto™12 and Apple CarPlay™12								
RADIOS – 3.0 AM/FM								
- Uconnect 3.0 AM/FM/Bluetooth® Integrated Voice Command ⁵	RA1	S	-	-	-	-	-	-
- Uconnect 3 with 5-inch display AM/FM/SAT/Bluetooth	UA1	0	-	-	-	-	-	-
- Uconnect 4C with 8.4-inch display AM/FM/SAT/Bluetooth Integrated Voice Command ⁵ (included with Leather and Luxury Group)	RA2	0	S	S	S	-	-	-
- Uconnect 4C NAV with 8.4-inch display AM/FM/SAT/Bluetooth/NAV/Integrated Voice Command ⁵ (included with Harvest Edition Package)	UAS	-	0	0	0/P	S	-	-
- Uconnect 4C NAV with 8.4-inch display AM/FM/SAT/Bluetooth/NAV/Integrated Voice Command ⁵ (included with Harvest Edition Package)	UAQ	-	-	0/P	0	0	S	S
RADIO CONTROLS – Steering wheel-mounted audio controls (included with leather-wrapped steering wheel)								
- Single-disc CD player	RDZ	-	P	P	P	P	P	P
- SIRIUSXM® SATELLITE RADIO ¹⁰ (included with Tradesman Popular Equipment Group or 5-inch and 8.4-inch radios)	RH1	0	0	0	0	0	0	0
- SIRIUSXM TRAFFIC PLUS ¹⁰ AND SIRIUSXM TRAVEL LINK ¹⁰ (included with Uconnect 4C NAV radio)	RSD	P	P	P	P	P	P	P
- SIRIUSXM GUARDIAN ¹⁵ (included with 8.4-inch radios)	RTB/RSM	-	P	P	P	P	P	P
SPEAKER SYSTEMS – Six-speaker								
- Premium I audio system (Regular Cab only)	RSK	-	P	P	P	P	P	P
- Premium II audio system with subwoofer (Surround Sound requires ADA and *M9 or higher seat; included with Leather and Luxury Group)	RCG	S	S	S	S	-	-	-
UCONNECT VOICE COMMAND⁵ WITH BLUETOOTH (included with UA1, RA2, UAS, UAQ radios)								
- Uconnect Voice Command ⁵ with Bluetooth	RCK	-	0	-	-	-	-	-
- Uconnect Voice Command ⁵ with Bluetooth	RC3	-	0	0	0/P	S	S	S
- Uconnect Voice Command ⁵ with Bluetooth	XRB	P	P	P	P	P	P	P
SAFETY AND SECURITY								
AIR BAGS⁹ – Multistage front								
- Supplemental side-curtain	CG3	S	S	S	S	S	S	S
- Supplemental front-seat side-mounted	CGS	S	S	S	S	S	S	S
BRAKES – Four-wheel antilock disc brakes								
- CARGO-VIEW CAMERA ⁶ (included with Harvest Edition Package; requires 8.4-inch radios)	CJ1	S	S	S	S	S	S	S
- ELECTRONIC STABILITY CONTROL ⁸ – Includes Brake Assist, Electronic Roll Mitigation, Hill Start Assist, Rain Brake Support, Ready Alert Braking, All-Speed Traction Control and Trailer Sway Damping ⁹	BRT	S	S	S	S	S	S	S
- ELECTRONIC TRAILER BRAKE CONTROLLER	LPD	-	0	0/P	0	0	0	0
- PARKSENSE [®] REAR PARK ASSIST ⁵	BNB	S	S	S	S	S	S	S
- PARKSENSE FRONT AND REAR PARK ASSIST ⁵ (included with Leather and Luxury Group)	XHC	0	S	S	S	S	S	S
- PARKVIEW [®] REAR BACK-UP CAMERA ⁶ – Video displayed in rearview mirror with 3.0 radio or on-screen with 5-inch or 8.4-inch radio displays	XAA	0	0	0	0	-	-	-
- REMOTE KEYLESS ENTRY WITH ALLSECURE [®] – Controls for power door locks, tailgate, RamBox [®] System, illuminated entry system, panic alarm (included with Tradesman Popular Equipment or Power and Remote Entry Group)	XAG	-	0	0	0/P	S	S	S
- REMOTE KEYLESS ENTER 'N GO [™] (optional with Leather and Luxury Group)	XAC	S	S	S	S	S	S	S
- SECURITY ALARM – Detects break-in (included with Leather and Luxury Group)	GXM	P	S	S	S	S	S	S
- SENTRY KEY [®] THEFT DETERRENT SYSTEM – Engine immobilizer	GX4	-	-	-	0	0	0	S
- TIRE PRESSURE MONITORING (TPM) with display and alert (2500 models only)	XBM	-	0	S	0	0	S	S
- TIRE PRESSURE INFORMATION SYSTEM without alert (3500 models only)	LSA	-	0	0	0/P	S	S	S
	GXX	S	S	S	S	S	S	S
	XGM	S	S	S	S	S	S	S
	XBT	S	S	S	-	S	S	S

S = Standard. 0 = Optional. P = Part of package. - = Not available.
 Note: some features and/or applications may be late availability.
 Complete Packages and Equipment Groups listing shown at end of trim level section.



Properly secure all cargo.



RAM OUTFITTER

DRIVE HOME THE POINT:
YOU'RE TOTALLY INTO RAM.
RAM OUTFITTER.

► **BORN UNDER THE RAM SIGN.** Drive a pickup with ultra street cred—and then take it with you. Ram Outfitter is where you'll find the useful, the cool and the stylish—from clothing and caps to luggage and tools. Make the Ram identity part of everyday living. It's all at RAMTRUCKS.COM/OUTFITTER



RAM

AMERICA'S LONGEST-LASTING HEAVY DUTY PICKUPS.

1 Based on the average of VIO vs New Registrations for each model year within the FCA-defined HD pickup segment using IHS Markit data as of July 1, 2017 for model years 1988 to 2017. 2 Based on latest available competitive information. Class based on 250/2500 and 350/3500 pickups. 3 Based on latest available competitive information for curb-to-curb turning radius. Class based on 250/2500 and 350/3500 pickups. 4 Based on latest available competitive information. Class based on all full-size pickups. 5 Requires a mobile phone equipped with the Bluetooth Hands-Free Profile. Visit UconnectPhone.com for system and device compatibility. 6 Always look before proceeding, electronic drive aid is not a substitute for conscientious driving; always be aware of your surroundings. 7 Based on latest available competitive information. Class based on 250/2500 pickups. 8 No system, no matter how sophisticated, can repeal the laws of physics or overcome careless driving actions. Performance is limited by available traction, which snow, ice and other conditions can affect. When the ESC warning lamp flashes, the driver needs to use less throttle and adapt speed and driving behavior to prevailing road conditions. Always drive carefully, consistent with conditions. Always wear your seat belt. 9 The Advanced Front Air Bags in this vehicle are certified to the new U.S. Federal regulations for Advanced Air Bags. Children 12 years old and younger should always ride buckled up in a rear seat. Infants in rear-facing child restraints should never ride in the front seat of a vehicle with a passenger front air bag. All occupants should always wear their lap and shoulder belts properly. 10 SiriusXM audio and data services each require a subscription sold separately or as a package by Sirius XM Radio Inc. Your SiriusXM service will automatically stop at the end of your trial unless you decide to subscribe. If you decide to continue service after your trial, the subscription plan you choose will automatically renew thereafter and you will be charged according to your chosen payment method at then-current rates. Fees and taxes apply. To cancel, you must call SiriusXM at 1-866-635-2349. See SiriusXM Customer Agreement for complete terms at www.siriusxm.com. All fees and programming subject to change. Not all vehicles or devices are capable of receiving all services offered by SiriusXM. Current information and features may not be available in all locations or on all receivers. 11 SiriusXM audio and data services each require a subscription after the trial included with the new vehicle purchase, sold separately or as a package, by Sirius XM Radio Inc. If you decide to continue service after your trial, the subscription plan you choose will automatically renew thereafter and you will be charged according to your chosen payment method at then-current rates. Fees and taxes apply. To cancel, you must call SiriusXM at 1-866-635-2349. See SiriusXM Customer Agreement for complete terms at www.siriusxm.com. All fees and programming subject to change. 12 Apple CarPlay requires a compatible mobile device connected via USB cable to the Uconnect system. To use Android Auto on your car's in-dash display, you'll need an Android Auto compatible vehicle or aftermarket stereo, an Android phone running 5.0 (Lollipop) or higher and the Android Auto app. Data plan rates may apply. Visit UconnectPhone.com for system and device compatibility. 13 Siri Eyes Free requires an iPhone equipped with Siri. Certain features not available while the vehicle is in motion. iPhone must be within active cellular range. Customer's existing iPhone data rates apply to Internet-supported features. 14 Voice Text Reply and Voice Texting features require a compatible mobile device enabled with Bluetooth Message Access Profile (MAP). iPhone and some other smartphones do not currently support Bluetooth MAP. Visit www.UconnectPhone.com for system and device compatibility. Ensure MAP is ON and incoming message notification is enabled. Vehicle must be registered for Uconnect Access and you must fulfill minimum subscription requirements. Also requires the use of a compatible smartphone that supports text messaging and Bluetooth. Check UconnectPhone.com for device compatibility. 15 All SiriusXM Guardian-equipped vehicles come with a 12-month complimentary trial effective on the date of purchase or lease of a new vehicle. Enrollment in the trial is required to receive service. Upon expiration of the trial period, purchase of a subscription is required to continue SiriusXM Guardian. SiriusXM Guardian is available only on equipped vehicles purchased within the United States, Puerto Rico and Canada. Services can only be used where cellular coverage is available. See Uconnect and SiriusXM Guardian Terms of Service for complete service limitations. 16 Vehicle must be within the United States, have network coverage and must be registered with Uconnect Access with an active subscription that includes the applicable feature and you must fulfill minimum subscription requirements. It must also be equipped with features that enable remote commands, such as keyless entry, and must be in active and usable cellular range. The Uconnect Access App must be installed and launched on your mobile device to use these remote commands. Remote features are available only on vehicles that are properly equipped. Check state and local laws regarding the use of remote start systems. 17 Send & Go requires a vehicle equipped with a Uconnect 8.4 Navigation unit. To use Send & Go, you must have the SiriusXM Guardian mobile app installed on a compatible smartphone and have an active subscription to SiriusXM Guardian. 18 To use Vehicle Finder, you must have the SiriusXM Guardian Mobile App installed on a compatible smartphone and have an active subscription to SiriusXM Guardian. 19 In the event of a medical or other emergency, press the SOS button to be connected to a Customer Care agent who can direct emergency assistance to your vehicle's location. 20 WiFi subscription required. Vehicle must be properly equipped and in active and usable cellular range for WiFi usage. WiFi Hotspot does not enable direct communication between multiple in-vehicle devices. Factors affecting the performance of WiFi Hotspot include: cellular network, signal strength and quality, time of day, number of channels used by the service provider, type of connection, number of clients using WiFi Hotspot and client device. This feature is not intended for use by the driver while the vehicle is in motion. Always drive safely. 21 Uconnect Access Via Mobile uses your smartphone's existing data plan to access information online. To use Via Mobile, you must have a compatible smartphone (with the Uconnect Access app installed and launched, visit UconnectPhone.com for compatibility) and you must fulfill all Uconnect Access registration and subscription requirements. Some applications must be configured on Mopar Owner Connect and may require an account. Via Mobile is included for five years and begins the day you take delivery of your vehicle. Register as soon as possible. Must be within the 48 contiguous United States, plus Alaska within active and usable cellular range.

© 2017 FCA US LLC. All Rights Reserved. Ram, Mopar, Active Air, AllSecure, Big Horn, HEMI, Laramie, Laramie Longhorn, Mega Cab, the Mopar Owner Connect design, Mopar Vehicle Protection, ParkSense, ParkView, Power Wagon, Ram Articulin, RamBox, the Ram's Head logo, Rebel, Sentry Key, Snow Chief, Tradesman, Tru-Lok and Uconnect are registered trademarks, and Active-Level, Keyless Enter™ in Go and Send & Go are trademarks of FCA US LLC.

Cummins is a registered trademark of Cummins, Inc. AISIN is a registered trademark of Aisin Seiki Co., Ltd. Goodyear, Wrangler and DuraTrac are registered trademarks of The Goodyear Tire & Rubber Company. Bilstein is a registered trademark of August-Bilstein GmbH & Co. WARN is a registered trademark of Warn Industries, Inc. Apple CarPlay is a trademark, and iPhone and Siri are registered trademarks of Apple Inc. Google, Android, Android Auto, YouTube logo, and other marks are trademarks of Google Inc. Bluetooth is a registered trademark of Bluetooth SIG, Inc. Sirius XM Connected Vehicles Services Inc. Sirius, XM, SiriusXM and SiriusXM Guardian and all related marks and logos are registered trademarks of Sirius XM Radio Inc. Facebook and logo are registered trademarks of Facebook, Inc. Instagram and logo are registered trademarks of Instagram, Inc. The Twitter logo is a service mark of Twitter, Inc. Pinterest and logo are registered trademarks of Pinterest, Inc. CNH, Case IH and New Holland are registered trademarks of CNH America LLC. Firestone is a registered trademark of Bridgestone Brands, LLC.

About this catalog: since the time of printing, some of the information you'll find in this catalog may have been updated. Ask your dealer for details. Some of the equipment shown or described throughout this catalog may be available at extra cost. Specifications, descriptions, illustrative materials and all competitive comparisons contained herein are as accurate as known at the time this publication was approved for printing. FCA US LLC reserves the right to discontinue models at any time or change specifications without notice or without incurring obligation. Options may be required in combination with other options. For the price of the model with the equipment you desire, or verification of specifications contained here, see your Ram dealer.

JOIN IN



Join fellow Ram enthusiasts and tell your story by posting comments, participating in discussions, and sharing your photos and videos. Join our community on Facebook, Twitter, YouTube, Google+, Pinterest and Instagram.

RAMTRUCKS.COM

Ram is a registered trademark of FCA US LLC.



RAM
POWER WAGON

0593566