

**2019 RAM
HEAVY DUTY AND CHASSIS CAB**



2019 RAM HEAVY DUTY RULES



CAPABILITY REDEFINED

PULL

RAM 3500

AVAILABLE BEST-IN-CLASS DIESEL TORQUE^{1*}

UP TO

1,000 LB-FT

AVAILABLE BEST-IN-CLASS DIESEL TOWING^{1*}

UP TO

35,100 LB



*All disclosures can be found on page 30. Properly secure all cargo. Always tow within the vehicle's capacity.

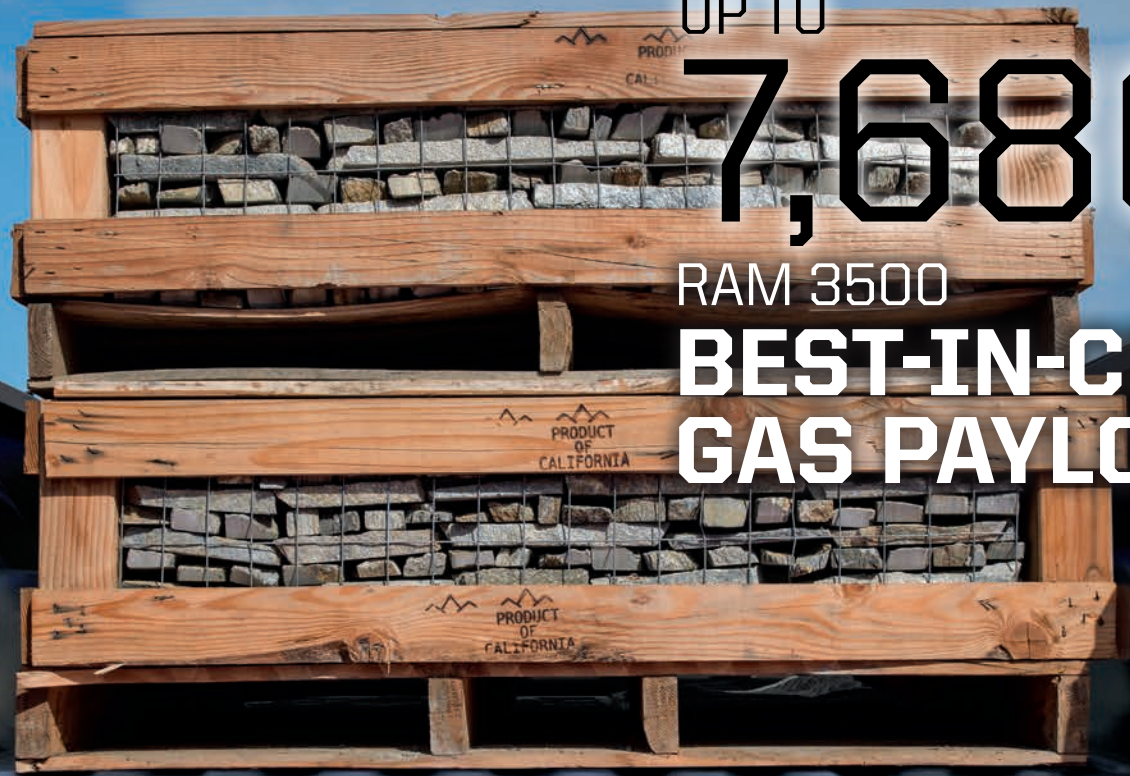
HAUL

UP TO

7,680 LB

RAM 3500

BEST-IN-CLASS GAS PAYLOAD¹



Properly secure all cargo.



INTEGRATE
RAM TECHNOLOGY KEEPS YOU IN TOUCH.



REFINEMENT
A NEW LEVEL OF PREMIUM.

BUILT TO SERVE



BUILT TO SURPASS



BEST-IN-CLASS

Available Diesel Towing (2500 and 3500)^{2,1} | Gas Towing (2500 and 3500)^{2,1} | Available Diesel Torque (3500)¹ | Gas Horsepower (2500 and 3500)¹ | Diesel Payload (3500)¹ | Gas Payload (3500)¹ | Snow Plow Rating (2500 and 3500)¹ | Diesel Oil Change Interval (2500 and 3500)¹ | Interior Storage (Mega Cab®)¹

CLASS-EXCLUSIVE


Highest Number of Speakers Available in Segment (17)¹ | Type-C USB Ports¹ | Available Dual-Rear-Wheel Back-Up Sensors^{3,4} | Available Power Convex Trailer-Tow Mirrors¹ | Available Forward Collision Warning with Active Braking⁵ | Available RamBox® Cargo Management System¹ | Available Adaptive Forward Lighting System (AFLS)⁶ | Most Luxurious Interior in Its Class⁷ | Rear Link Coil Suspension (2500)¹ | Reclining Rear Seat (Mega Cab)¹ | Forward Fold-Flat Rear Seat (Mega Cab)^{1,8} | Available In-Floor Storage (Crew Cab)¹ | Available Auto-Level Rear Air Suspension System¹

TOP HONORS

America's Longest-Lasting Heavy-Duty Pickups⁹ | Most Capable Heavy-Duty Truck Ever¹⁰ | Best Resale Value in the Industry (3500)¹¹

**HEMI
6.4L**

**Cummins
TURBO DIESEL**



LEGENDARY CAPABILITY

410_{HP} 429_{LB-FT} OF TORQUE

**THE 6.4L HEMI® V8 WITH VCT AND MDS •
THE NEW ZF 8-SPEED AUTOMATIC**

Long-proven across the Ram lineup, this powerhouse comes to work with solid credentials. Variable Cam Timing (VCT) helps ensure stellar towing and payload with consistent power across a super-wide torque band. Efficiencies are accomplished both through MDS—the Multi-Displacement System that transforms the V8 into a four-cylinder during highway cruising—and iDFSO, the interactive Deceleration Fuel Shut-Off. For sheer power and refined performance, the 6.4L HEMI V8 won't let you down.

400_{HP} 1,000_{LB-FT} OF TORQUE

**AVAILABLE CUMMINS® HIGH OUTPUT TURBO DIESEL •
THE AISIN® 6-SPEED AUTOMATIC**

This iconic turbo diesel is now stronger, more capable and more durable than the previous generation—yet weighs some 60 lb less. Major upgrades include a new cylinder head with new exhaust valves and springs. New rocker arms. New forged connecting rods and bearings. Lighter and stronger pistons with new low-friction rings. Improved variable geometry turbocharger. New fuel pump, fuel filter and fuel-line system with a new 2,000-bar fuel rail. Outstanding performance and superb towing are reflected in available best-in-class diesel torque.¹

ENDURING STRENGTH

Stronger backbones. Upgraded steel frames and crossmembers. New brakes. Larger axles. This is what goes into America's Longest-Lasting Heavy-Duty Pickups.⁹

Conventional hitch capability for a Ram 3500 pickup is a jaw-dropping 23,000 lb.¹² For 2500, capability is rated at 19,780 lb.¹²

Durability is built into every Ram pickup. 98.5% of the redesigned Heavy Duty frame is comprised of resilient high-strength steel.




All-new suspension tuning on Ram 2500 includes new Frequency Response Damping (FRD) shocks and tough, progressive-rate coil springs.

Upsized towing and brake-system hardware now features upgraded components to manage the increased max payload and tow ratings.

Toughness is engineered in. Count on robust 63,000-psi steel for the new engine crossmember.

On 4x4 pickup models, a 9.25-inch front axle features new pinion seals; a new axle housing reduces Noise, Vibration and Harshness (NVH).




RAM HD OPENS UP A NEW WORLD OF TOWING

Class-Exclusive Available Forward Collision Warning with Active Braking⁵ | Available Adaptive Cruise Control with Stop¹³ | Class-Exclusive Available Dual-Rear-Wheel Back-Up Sensors^{3,4} | New Bi-LED Headlamps (Mid-Level Models) | New Quad-LED Projector Directional Headlamps (High-Level Models) | Available Automatic High-Beam Headlamps | Hill Start Assist | Six Air Bags,¹⁴ including Front, Side Seat-Mounted, and Front and Rear Side-Curtain Air Bags¹⁴ | Available ParkSense[®] Front and Rear Park Assist⁴ | Available 360-Degree Surround-View Camera with Trailer Reverse Guidance View,⁴ now including New Trailer Hitch View with Zoom | Commercial-Grade 2.5-inch Hitch Receivers | Available Fifth-Wheel and Gooseneck Prep Package | Available Auto-Level Rear Air Suspension System with Bed-Lowering Hitching Assist



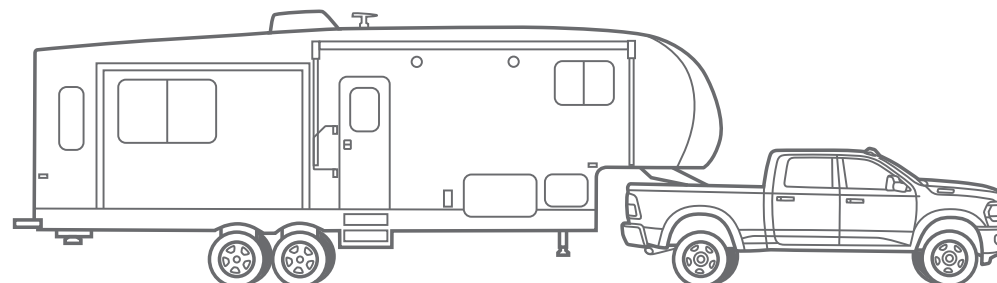
TOWING WITH A GOOSENECK?

You'll enjoy outstanding capability. Included: gooseneck bolt plates and center castings, standard 4-7-pin trailer connector and a rear in-bed integrated 7-pin connector.





A MAJOR INCREASE in towing capacity comes from an upgrade to the fully integrated rear-axle crossmember structure on all frames. The available fifth-wheel hitch mounting hardware is integrated into the production box floor—and includes fifth-wheel pucks.




TOUGHER FRAME. NEW BRAKES. SMARTER VIEWS.

STRENGTH

Exceptional towing relies on robust and complex support—and new Ram HD embraces everything from intelligent software to frame strength, with 98.5% of these frames comprised of high-strength steel. From the aspect of physical proficiency, Ram Heavy Duty models support you with top-tier capability: remarkable gas- and diesel-powered towing across the board, further backed with unyielding muscle, measured by that best-in-class available diesel torque¹ for Ram 3500.

The modified multi-gauge boxed frame is now stronger and more resilient, while upgraded crossmembers also ramp up capability. New brakes are more responsive. Opt for the available and class-exclusive Auto-Level Rear Air Suspension System¹, and you're assured of an even rake from front to rear of the trailer; the system delivers greater control and a more secure towing experience. Finally, factor in the abundant intelligent features described on this page and it's clear: Ram HD is the choice for trailering of any kind, anywhere.



FORESIGHT

A towing expert knows what's going on every moment. Ram HD lets you become one with available class-exclusive dual-rear-wheel back-up sensors^{3,4} and class-exclusive available power convex trailer-tow mirrors.¹ It gets better, with available advantages that include the 360-degree Surround-View Camera with Trailer Reverse Guidance View⁴ and the ParkView[®] Rear Back-Up Camera.⁴ The available Auxiliary Camera (from Mopar[®]) and Prep Package provide vehicle interface and 12-pin connector, and handle most trailer types up to 40 feet. The camera can be mounted on the back of the trailer—keeping you in visual touch with every detail while towing.



Surround-View: multiple view options from five cameras include front, rear, composite 360-degree and cross-path views,⁴ giving the driver a complete picture of the surrounding area, with both sides of the trailer displayed on-screen. Trailer Reverse Guidance and the cargo-view camera⁴ are also included.

CONTROL

Improvements to enhance towing convenience and control are refined and comprehensive, starting with fine-tuning all suspensions to work with the additional capability and manage that ramped-up torque—which directly impacts and improves towing capability.

Towing software is elegant. Trailer Sway Damping¹⁵—part of the Electronic Stability Control¹⁵ system—applies asymmetric braking to dampen yaw; the transmission-based Tow/Haul Mode also offers control while towing. The available Tire Pressure Monitoring System ensures real-time monitoring of air pressure in the trailer tires.



CONFIDENCE

From hooking up even the largest trailers in front of a crowd of onlookers to navigating your journey safely, the available systems and technology on new Ram Heavy Duty give you peace of mind so you can enjoy the drive and get to your destination with energy to spare.

One example: using available engineering in concert with other invaluable assets. Ram HD back-up camera⁴ technology easily combines with the optional Auto-Level Rear Air Suspension System, allowing you to back up to a trailer hitch with unerring accuracy—and then lower the hitch receiver under the trailer coupler, eliminating the old need for an outside spotter.

Impressive torque management broadens capability and confidence when towing big loads over varied terrain—including mountains. Finally, features like the class-exclusive power convex trailer-tow mirrors¹ and all-seeing visual aids—like the available Surround-View Camera System⁴ with its true 360-degree visibility—deliver critical information all around you. Looking at the big picture, expertise in towing boils down to the choice of one truck: Ram Heavy Duty.



Properly secure all cargo. Always tow within the vehicle's capacity.





LIMITED



OPULENCE. REIMAGINED.

NEW THINKING, NEW TECHNOLOGIES. THIS CALLS FOR A NEW INTERIOR. While the competition offers you choices, new Ram HD offers the choicest—like the best-in-class interior storage¹ and class-exclusive rear reclining seat¹ of Mega Cab.[®] Like more leather and real wood interior coverage than Ford F-250/F-350 or GMC Sierra Denali 2500/3500.¹⁶ When it comes to luxury, comfort and technology, you're here. This is Ram HD like never before.



OPEN FOR BUSINESS.



CABIN FEVER: THE BURNING DESIRE TO TAKE OVER THE DRIVER'S SEAT IN A 2019 RAM TRUCK.

The mandate for the design team: make this interior satisfying, informative and tech-driven. They surpassed every expectation, then stepped it up to create a dynamic new benchmark for comfort.

The new, reconfigurable center console offers best-in-class storage¹ and includes available wireless phone charging and up to 9 USB ports—with 5 Type-A and 4 Type-C USB ports. Type C enables faster charging.

Distinctive instrumentation includes an available 7-inch display with reconfigurable gauges for critical component tracking; for 2019, the cluster design is model-specific. The available premium 750-watt/17-speaker Harman/Kardon[®] Audio System features the most speakers in the segment!¹



YOU'RE IN CHARGE:
**COMMAND
CENTRAL**

Properly secure all cargo.

THE MOST CAPABLE OFF-ROAD
FULL-SIZE PICKUP (POWER WAGON®)

UNYIELDING

6.4L HEMI® V8 with Multi-Displacement System (MDS) and New ZF 8-Speed Automatic | Electronically Disconnecting Front Stabilizer Bar | Ram Articulink® Front Suspension | Electronic Locking Front and Rear Differentials | 11.5-inch Rear Axle with 4.10 Ratio | Tow Hooks | WARN® 12,000-lb Electric Winch with New 80-foot Synthetic Line | Skid Plates for the Fuel Tank and Transfer Case | Bilstein® Gas-Charged Monotube Shocks | Manual Shift-On-The-Fly Transfer Case | Hill Descent Control | ParkSense® Front and Rear Park Assist⁴ | Unique Black/Liquid Graphite Interior | New High-Durability Vinyl/Premium Diesel Gray Cloth Seats with Tire-Tread Embossed Inserts | LED Fog Lamps with Intelligent Cornering | Mid-Level LED Headlamps and Taillamps in Black | Power-Folding Trailer-Tow Mirrors | Unique Grille, Front End and Exterior Graphics | Black Off-Road Wheel Flares | 17-inch Machined-Face Aluminum Wheels | Available: Power Wagon Level I and Level II Equipment Groups



POWER WAGON



RUGGED & REFINED.

OFF-THE-CHART STRENGTH. OFF-THE-BEATEN-PATH CAPABILITY. ON-THE-MARK COMFORT. Few pickups stand as proud as Ram Power Wagon.[®] Fewer still stand for meticulous engineering, inside and out. From the off-road hungry Ram Articulink[®] front suspension to the added capability from the front WARN[®] winch to the stunningly refined interior treatments and technology, this singular pickup stands out—from oil derrick to farm, from unpaved path to suburban driveway.

SERIOUS ABOUT WORK

AIR SUSPENSION

For stand-out payload and towing control, ride with the optional and class-exclusive Auto-Level Rear Air Suspension System¹ with its in-cabin controls.

NEW POWER OUTLET

Charge tools and toys with a new 115-volt outlet, handily located in the driver-side bin of the available RamBox[®] System. (See next page.)

STEEL BED

Count on zero compromises with this big cargo box. Ram HD puts high-strength steel to work where it's needed most—hauling those big loads.

KEY FOB

Available. Lets you control all door locks and the RamBox System locks and release the tailgate. The fob even features the convenient available Remote Start!²



RAMBOX SYSTEM BINS

Improved for 2019, they feature helpful—and, at night, crucial—illumination inside each bin. (Details on next page.)

RAMBOX SYSTEM, PLUS

Expand your RamBox System. Available are side rails with adjustable cleats, a cargo box divider and dozens of other accessories from Mopar[®].

SPRAY-IN BEDLINER

Available and finished at the factory, the bedliner helps protect your Ram HD for the durability you expect.

SMART STORAGE

IT'S EASILY THE BEST.

CLASS-EXCLUSIVE AVAILABLE

RAMBOX® SYSTEM¹ Shown left and right, the two bed-side bins are lockable, drainable, weatherproof, illuminated and feature a driver-side 115-volt power outlet. Even better: select Accessories from Mopar® fit perfectly inside, boosting capability. (Available for 6-foot, 4-inch pickup beds only.)

FULLY FUNCTIONAL BED

Opting for the RamBox Cargo Management System doesn't reduce your cargo-carrying capability. Your Ram Heavy Duty easily hauls any standard 4x8-foot sheet of building materials.

NEW TAILGATE TECHNOLOGY

A new dampened tailgate lets you open it more slowly and close it with less force. The tailgate also features an available power-release function; open it with the key fob button or via the in-cabin control on the overhead console.

Inset: available Bed Step from Mopar eases access to bed.

CARGO BED LIGHTING

Another advantage with available RamBox System: inside illumination on each side of the cargo box—and it doesn't interfere with a tonneau cover, if so equipped.

RAMBOX UTILITY GROUP Enjoy more capability with the available RamBox System with this optional Group—which includes a cargo rail system with four adjustable tie-down hooks and a cargo bed divider. You can create separate cargo areas when needed—and it takes up minimal volume when not in use, easily collapsing, then securely stored at the front of the bed.

Properly secure all cargo.



RAM CHASSIS CAB

BUILT TO ADAPT



PERFECTLY CAPABLE. EXCEPTIONALLY VERSATILE. AND NOW, UNIMAGINABLY SOPHISTICATED. For 2019, the distinctive Ram family of Chassis Cabs now offers nothing less than a paradigm shift in performance, capability, adaptability and—perhaps most surprising—comfort. What our engineers have done is to transform brute, do-everything oxen into thoroughbred workhorses. For capability, a 2019 Ram Chassis Cab gives you exactly what you need. Think incredible towing figures from both the standard gas and available diesel engines across the board. For ultimate torque, look to the available Cummins® Turbo Diesel. Impressive for sure, but Ram Chassis Cab strong points far exceed that big muscle; for versatility and refinement, these big Ram trucks give a whole new meaning to industrial-grade.

THE MOST CAPABLE RAM CHASSIS CAB EVER

3500 CC Best-in-Class 3500 Max Gas GCWR with 6.4L HEMI® V8-25,000 LB^{19,20} | Best-in-Class 3500 Max GCWR up to 33,000 LB^{19,20} | Best-in-Class 3500 Gas Engine Max Trailering with 6.4L HEMI V8-18,940 LB¹⁹ | Best-in-Class 3500 Max Trailering with a proven available 6.7L Cummins® Turbo Diesel Engine-25,830 LB¹⁹

4500 CC Best-in-Class 4500 Max Gas GCWR with 6.4L HEMI V8-28,500 LB^{21,20} | Best-in-Class 4500 Max GCWR up to 37,500 LB^{21,20} | Best-in-Class 4500 Gas Engine Max Trailering with 6.4L HEMI V8-21,510 LB²¹ | Best-in-Class 4500 Max Trailering with a proven available 6.7L Cummins Turbo Diesel Engine-29,770 LB²¹

5500 CC Best-in-Class 5500 Max Gas GCWR with 6.4L HEMI V8-28,500 LB^{22,20} | Best-in-Class 5500 Max GCWR up to 43,000 LB^{22,20} | Best-in-Class 5500 Gas Engine Max Trailering with 6.4L HEMI V8-21,460 LB²² | Best-in-Class 5500 Max Trailering with a proven available 6.7L Cummins Turbo Diesel Engine-35,220 LB²²

Properly secure all cargo. Always tow within the vehicle's capacity. Shown with aftermarket upfit.

IT'S THE RIGHT WAY TO WORK.

TECHNOLOGY THAT EXCEEDS MERE FUNCTIONALITY.

This is how you take a Chassis Cab to the next level: look at the owner/driver/upfitter as people—not as a market. So anticipate upfit-friendly technology like never before. In brief: additional inputs and outputs, with access to more than 70 distinctive upfitter features—including new lighting outputs and new PTO controls. Six programmable in-cabin auxiliary switches with combined 135-amp output. Left- or right-side PTO-mounting capability. Seven trailer-tow circuits, with easy-to-access back-up camera,⁴ CHMSL and rear park assist⁴ connectors. Get more at RAMTRUCKS.COM/COMMERCIAL

Bringing up the rear: a tuned suspension with longitudinal leaf springs, and an available CHMSL-mounted rearview camera.⁴

For 4500/5500, an available Heavy-Duty Front Suspension Package ensures max front GAWR of 7,250 lb²⁰ with the available Cummins® Turbo Diesel—ideal for snowplows.

Choose your upfit, and go: Ram Chassis Cabs feature hydroformed front-rail sections and 50,000-psi rear C-channel frame rails with eight crossmembers.

A new frame front-suspension crossmember on 3500 CC adds a longer welded interface—for maximum capability.



DISCOVER THE HIDDEN STRENGTH BEHIND RAM TRUCKS: HELPING REDUCE TOTAL COSTS OF OWNERSHIP.

Built into every Ram Chassis Cab is exceptional engineering—and much of it is focused on long-term, bottom-line economies for ownership, routine maintenance and operation.

Today, the powerplants that drive your Ram truck also drive home our emphasis on saving you time and money. For the 6.4L HEMI® V8, efficient assets include MDS/Fuel Saver Technology and the interactive Deceleration Fuel Shut-Off. Available PTO with the HEMI V8 maxes out at 60 hp/250 lb-ft.

Similar advantages come with the available Cummins Turbo Diesel, with best-in-class diesel engine oil change intervals of 12,000 miles.^{23,24}

Now factor in Active Grille Shutters to streamline aerodynamics; class-exclusive available Tire Fill Alert²⁴ and class-exclusive available Trailer Tire Pressure Monitoring²⁴ provide the ultimate convenience—all topped off by an incredible list of capability figures.



RAM

RAM TELEMATICS

— POWERED BY VERIZON CONNECT —

Fine-tune your fleet operations. Available Ram Telematics™ (late availability) analyzes it all: mechanical operations, driver safety and security, fuel usage, geo-fencing and route history.

With factory-fit hardware and no-install downtime, the numbers say it all: up to 15% increase in productivity, 20% more vehicle utilization, 25% reduction in fuel usage and 30% reduction in idle time. Get more at RAMTRUCKS.COM/TELEMATICS



The rear leaf suspension has been tuned to maintain its impressive payload and towing capacities, while providing benefits in terms of overall vehicle dynamics. It continues to use two-stage longitudinal leaf springs to provide a comfortable ride even under heavy load.

On every Ram Chassis Cab, front frames and crossmembers have been re-engineered—because greater strength ramps up overall capability.

Shown with aftermarket upfit and bodyside stripes. Properly secure all cargo.



Ram 3500 Chassis Cab: SRW or DRW. With a max GVWR rated at 14,000 lb²⁰, it's the go-to choice for segments like plumbing, electrical work and even ambulance use.

Ram 5500 Chassis Cab: DRW only. Max GCWR reaches a stunning 43,000 lb²⁰ with the available trailer rating maxing out at 35,220 lb¹²—ideal capability for industrial applications.

Ram 4500 Chassis Cab: DRW only. Offers a max rear GAWR of 12,000 lb²⁰—the obvious solution for dump bodies, logging, and stake boxes.

CAPABILITY MEETS COMFORT.



TRADESMAN® MODEL



SLT MODEL



LARAMIE® MODEL

The various models and trim levels for the redesigned family of 2019 Ram Chassis Cabs were created to meet exact needs across the board—and family traditions run strong. Consistent with Ram 1500 and the Heavy Duty models, the get-it-done **Tradesman** model is the basis for these two- or four-wheel-drive, single- or dual-rear-wheel workhorses; more upscale is the popular **SLT** model. Both are available as a Regular Cab or in the huge Crew Cab configuration.

But for 2019, Ram Chassis Cab distinguishes itself with unmatched capability—and uncommon amenities. Available only as a Crew Cab are the **Laramie** model and the new **Limited** model, each featuring a degree of sophistication that includes leather-trimmed interiors and stunning levels of technology. Once again, Ram Chassis Cabs redefine what a work truck should be.



NEW 2019 RAM CHASSIS CAB LIMITED. MUSCLE WITH STYLE TO MATCH. Imagine scoring successive knockouts in every championship round—and then dressing only in black tie, day and night. The newest addition to the Ram Chassis Cab portfolio flexes serious muscle on the job—and arrives dressed in the refined comfort of the Black or Indigo/Frost leather-trimmed interior.

This is Ram Chassis Cab in the very upscale and state-of-the-art Limited edition. Inside, you'll find everything good: large, 12-inch color touchscreen. Premium sound system. Premium bucket seats. Real wood. It's all a visual and tactile treatment that vaults this dedicated worker to a whole new level. After all, some are destined to aspire; others are meant to accomplish. In Ram Limited, you've arrived.

Properly secure all cargo. Always tow within the vehicle's capacity. Shown with aftermarket upfit.



MOPAR®

AUTHENTIC ACCESSORIES BY MOPAR®

When it comes to your new 2019 Ram Heavy Duty truck, not all parts and accessories are created equal. As the official service, parts and customer care provider for the Ram Brand, only Mopar Parts and Accessories can ensure the proper fit, finish and functionality. That's because they're original equipment, engineered by the same people who designed your vehicle, which means you can customize your truck with complete confidence.

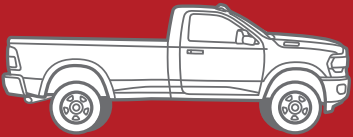


Mopar is also more than parts and accessories. We're here to help you properly maintain and care for your vehicle. Our certified technicians are trained to know your vehicle best, and our Mopar Express Lane service departments are set up to get you in and out quickly. From parts and accessories to expert service and more, always be sure to choose Mopar.


Learn more at MOPAR.COM


Counterclockwise from top left:
Commercial Grade Toolbox
All-Weather Floor Mats
Black Tubular Side Steps
Hard Folding Tonneau Cover
Trailer Camera⁴



Camera display can be activated while driving or when in Reverse.

CONFIGURATIONS	2500 AND 3500 PICKUPS			3500, 4500 AND 5500 CHASSIS CABS				
	SRW	DRW	SRW	SRW	DRW			
 REGULAR CAB								
	2500, 3500	3500	3500	3500, 4500, 5500	3500, 4500, 5500	4500, 5500	4500, 5500	
 CREW CAB	RAMBOX® AVAILABLE 2500, 3500							
	2500, 3500	3500	3500	3500, 4500, 5500	4500, 5500			
 MEGA CAB®	RAMBOX AVAILABLE 2500, 3500							
	2500, 3500	3500						

 = BED LENGTH

 = CAB-TO-AXLE LENGTH

SRW = SINGLE REAR WHEEL
DRW = DUAL REAR WHEEL

1 Class based on 250/2500 and 350/3500 pickups. When properly equipped. See dealer for details. 2 Class based on 250/2500 pickups. When properly equipped. See dealer for details. 3 Ram 3500 DRW Back-Up Sensors detect area behind additional width rear fenders. Class based on 250/2500 and 350/3500 pickups. 4 Always look before proceeding. An electronic drive aid is not a substitute for conscientious driving. Always be aware of your surroundings. 5 This system is an alert system for the front of the vehicle. It is not a substitute for active driver involvement. The driver must remain aware of traffic conditions and be prepared to use brakes to avoid collisions. Class based on 250/2500 and 350/3500 pickups. 6 Ram offers the only headlamps in the HD segment that aim (5° inward, 15° outward) based on steering wheel input. Class based on 250/2500 and 350/3500 pickups. 7 Based on Ram 2500/3500 Limited/Laramie Longhorn most leather and real-wood interior coverage comparison to Ford F-250/350 Platinum and GMC Sierra 2500/3500 Denali Standard Full-Size Pickup. 8 It is dangerous to ride in a cargo area, inside or outside of a vehicle. In a collision, people riding in these areas are more likely to be seriously injured or killed. Do not allow people to ride in any area of your vehicle that is not equipped with seats and seat belts. Be sure everyone in your vehicle is in a seat and using a seat belt properly. 9 Based on the average of VIO vs New Registrations for each model year using IHS Markit Data as of July 1, 2018, for Model Years 1988-2018. 10 Capability based on best-in-class towing, torque and payload. Class based on 250/2500 and 350/3500 pickups. 11 Ram 3500 received the highest score among Large Heavy Duty Pickups and in the Industry in the J.D. Power 2018 Resale Value Awards based on transactions made between January and June 2018 on 2015 model-year vehicles. Visit jdpower.com/awards. 12 When properly equipped. See dealer for details. Always tow within the vehicle's capacity. 13 Adaptive Cruise Control is a driver convenience system, not a substitute for active driver involvement. The driver must remain aware of traffic conditions and be prepared to use the brakes to avoid collisions. 14 Always sit properly in designated seating positions with seat belts securely fastened at all times. 15 Always drive carefully, consistent with conditions. Always wear your seat belt and obey traffic laws. 16 Based on Ram 2500/3500 Limited/Laramie Longhorn comparison to Ford F-250/350 Platinum and GMC Sierra 2500/3500 Denali Standard Full-Size Pickup. 17 Capability based on class-exclusive Front Disconnecting Sway Bar, class-exclusive Front and Rear Axle Lockers and class-exclusive 12,000-lb WARN Winch. Full-size pickup class based on 150/1500, 250/2500 and 350/3500 pickups. 18 Check state and local laws regarding the use of remote start systems. 19 Based on Class 3 pickup-based conventional cab chassis. When properly equipped. See dealer for details. 20 Assumes properly equipped vehicle and 150-lb allowance for driver. Additional options, equipment, passengers and cargo weight must be subtracted. See dealer for details. 21 Based on Class 4 pickup-based conventional cab chassis. When properly equipped. See dealer for details. 22 Based on Class 5 pickup-based conventional cab chassis. When properly equipped. See dealer for details. 23 Based on Class 4-5 pickup-based conventional cab chassis. When properly equipped. See dealer for details. 24 Based on Class 3-5 pickup-based conventional cab chassis. When properly equipped. See dealer for details.

©2019 FCA US LLC. All Rights Reserved. Ram, Mopar, Big Horn, HEMI, Laramie, Laramie Longhorn, Mega Cab, ParkSense, ParkView, Power Wagon, Ram Articlink, the Ram's Head logo, RamBox and Tradesman are registered trademarks, and Ram Telematics is a trademark of FCA US LLC.

Bilstein is a registered trademark of August-Bilstein GmbH & Co. Harman Kardon is a registered trademark of Harman International Industries, Inc. Cummins is a registered trademark of Cummins, Inc. AISIN is a registered trademark of Aisin Seiki Co., Ltd. WARN is a registered trademark of Warn Industries, Inc. CNH, Case IH and New Holland are registered trademarks of CNH America LLC.

About this brochure: since the time of printing, some of the information you'll find in this catalog may have been updated. Ask your dealer for details. Some of the equipment shown or described throughout this catalog may be available at extra cost. Specifications, descriptions, illustrative materials and all competitive comparisons contained herein are as accurate as known at the time this publication was approved for printing. FCA US LLC reserves the right to discontinue models at any time or change specifications without notice or without incurring obligation. Options may be required in combination with other options. For the price of the model with the equipment you desire, or verification of specifications contained here, see your Ram dealer.

RAMTRUCKS.COM

Ram is a registered trademark of FCA US LLC.



RAM