

2019

RAM PROMASTER



COMPLETE CAPABILITY

INSIDE AND OUT.



RAM PROMASTER® WHERE STRENGTH, VERSATILITY AND EFFICIENCY WORK TOGETHER.

Meet the 2019 Ram ProMaster portfolio, where our flagship Cargo Van delivers best-in-class features that include the tallest and widest standard cargo area;* maximum cargo width;† greatest width between the wheel wells‡ and smallest turning diameter (on 118-inch wheelbase models)! With its class-exclusive front-wheel drive‡ and upfit-ready design, Ram ProMaster also churns out best-in-class standard V6 horsepower of 280 hp;‡ backed with a max payload of 4,260 lb² for 2500 and 4,680 lb² for 3500; max towing for all models is 5,100 lb². Now consider it all: four models. Three wheelbases that include new 136-inch 2500 and 3500 designs. Two roof heights. Four body lengths. Even extended bodies. The Mopar® Upfit Center just blocks from production. Upfit or not, you're ready to work. For more, get to RAMTRUCKS.COM/PROMASTER



RAM
COMMERCIAL

*All disclosures can be found on page 18.

Properly secure all cargo.



BEST-IN-CLASS LOWEST LOAD FLOOR HEIGHT.



LOW 21.3-INCH STEP-IN HEIGHT. LOW COSTS OF OWNERSHIP. MEET THE WORK VAN THAT WORKS BETTER. One look, and it's clear: build-quality, design and choice of size make Ram ProMaster® Cargo Van the ideal delivery vehicle—and new 136-inch wheelbases for the 2500 and 3500 weight classes boost overall capability even more. Created for high performance and low costs of ownership and operation, bottom-line savings are part of the business plan. A prime example: with up to 10,000 miles between oil changes, you could travel 100,000 miles with as few as 10 changes—real savings in terms of money and time. Further advantages include our comprehensive 5-Year/60,000-Mile Powertrain Limited Warranty³ and 10-Year Corrosion Protection Warranty, ready-made to cover your vehicle for the long haul. Factor in standard features—the convenient ParkView® Rear Back-Up Camera⁴ that makes pinpointing a trailer hitch and backing into delivery ports a breeze—and you'll find little to be desired and much to appreciate. For more, visit us at RAMTRUCKS.COM/PROMASTER

5YR/60,000MI

POWERTRAIN LIMITED WARRANTY

Properly secure all cargo.

RAM PROMASTER® CARGO VAN PROS

NIMBLE MANEUVERABILITY
 **CLASS-EXCLUSIVE FRONT-WHEEL-DRIVE CAPABILITY!**

TECHNOLOGY YOU CAN COUNT ON
STANDARD ELECTRONIC STABILITY CONTROL⁵

PINPOINT ACCURACY IN REVERSE
STANDARD PARKVIEW® REAR BACK-UP CAMERA⁴

CUSTOM-MADE FOR CONVENIENCE
 **LOWEST LOAD FLOOR HEIGHT!**

FORKLIFT-FRIENDLY DESIGN
SIDE AND REAR DOORS WELCOME A STANDARD PALLET.

FIVE-STAR ACCOMMODATIONS
 **TALLEST AND WIDEST STANDARD CARGO AREA!**

NEAR-VERTICAL SIDE WALLS
FOR CUSTOM UPFITS AND TO MAXIMIZE CAPABILITY.

ULTIMATE POWER PLAYER
 **STANDARD V6 280 HORSEPOWER!**

MONITOR IT ALL REMOTELY
AVAILABLE RAM TELEMATICS™
(LATE AVAILABILITY)



BOTTOM-LINE EFFICIENCY FOR EVERY BUSINESS.



**ROOM TO GO.
ENOUGH VOLUME TO SPARE.**

DESTINATION: EXCELLENCE. WITH THIS CARGO VAN, YOU'RE THERE. Think best... as in best-in-class standard cargo height¹. Best-in-class maximum cargo width (75.6 in)¹. Best-in-class cargo width between the wheel wells (56.0 in)¹. Best-in-class lowest load floor height¹. Interior volume that maxes out at a jaw-dropping 462.9 cu ft.² Add new, brighter available cargo area lighting, near-vertical side walls to the wheel-well lip (for a wider aisleway), pallet-friendly doors and the available High Roof that gives 6'3" workers room to stand. For more specs, see the pages at the end of this book.

MULTIPLE CHOICES. NOW PUT YOURS TO THE TEST.



- > STANDARD CARGO AREA HEIGHT¹ (CARGO VAN)
- > CARGO WIDTH BETWEEN WHEEL WELLS¹ (CARGO VAN)
- > MAXIMUM CARGO WIDTH¹ (CARGO VAN)
- > LOWEST LOAD FLOOR HEIGHT¹ (CARGO VAN)

BEST-IN-CLASS CARGO WIDTH (CARGO VAN)



118-inch wheelbase



136-inch wheelbase

4 CARGO LENGTHS



159-inch wheelbase



159-inch wheelbase, extended

2 ROOF HEIGHTS

STANDARD ROOF



HIGH ROOF





PALLET-FRIENDLY FROM THE GET-GO. 4,680-LB MAX PAYLOAD.²

Properly secure all cargo.

CARGO VAN & WINDOWED VAN PAYLOADS <small>(weight given in lb)</small>	CARGO VAN										WINDOWED VAN			
	1500					2500					3500		2500	3500
	118" WB	136" WB		136" WB		159" WB	136" WB		159" WB	159" WB, EXTENDED	159" WB	159" WB, EXTENDED		
STANDARD ROOF	STANDARD ROOF	HIGH ROOF	STANDARD ROOF	HIGH ROOF	HIGH ROOF	STANDARD ROOF	HIGH ROOF	HIGH ROOF	HIGH ROOF	HIGH ROOF	HIGH ROOF	HIGH ROOF		
MAX PAYLOAD²	4,000	3,890	3,760	4,260	4,130	4,010	4,680	4,550	4,430	4,330	3,940	4,290		

WB = wheelbase.

CHASSIS CAB PAYLOADS <small>(weight given in lb)</small>	CHASSIS CAB			CUTAWAY		
	3500			3500		
	136" WB	159" WB	159" WB, EXTENDED	136" WB	159" WB	159" WB, EXTENDED
STANDARD ROOF	82.4" CA	104.7" CA	104.7" CA	82.4" CA	104.7" CA	104.7" CA
MAX PAYLOAD²	5,170	5,130	5,100	5,230	5,200	5,150


WB = wheelbase. CA = cab-to-axle.



NEW 2ND-ROW SEATING lets the crew travel with you—with plenty of room in back for tools and equipment. The aftermarket crew van seats shown above are offered by Snoeks Automotive.

UPFIT POSSIBILITIES ARE NEAR LIMITLESS. with short dash-to-front-axle lengths maximizing interior volume and shelf-friendly walls at nearly 90 degrees. To that, add 49.2-inch-wide (42.3 inches on 118-inch wheelbase models) side doors, and enormous 63.4-inch-wide and 59.8-inch-high (70.5 inches with optional High Roof) rear doors that open to 260 degrees. All doors fit standard pallets that rest easy on the completely flat load floor.

When the perfect upfit is the only way to go, visit your Ram ProMaster® dealer and work with the Mopar® Custom Shop to create the ideal design.



2019 BEST-IN-CLASS RAM **BEST-IN-CLASS WHERE IT COUNTS THE MOST.** Roof height varies by model, but our Cargo Van roof is a **best-in-class 66.3-inch standard height**¹; the optional High Roof delivers 77.1 inches of standing room. The **best-in-class cargo width between the wheel wells**¹ and the **lowest load floor height in the class**¹ make every work day easier. Finally, the 118-inch wheelbase model delivers a **best-in-class 36.3-ft turning diameter**²; while the **class-exclusive front-wheel drive**³ on all models lowers the overall platform (and the center of gravity; think car-like cornering).

PARTITIONS OPEN UP POSSIBILITY. For greater privacy or security, opt for a partition; choose from the solid steel version or one with a sliding window. With both, count on secure side panels, solid joining points with the roof and a flush, secure floor fit.

Properly secure all cargo.

DO IT YOURSELF.
YOUR DESIGN, YOUR WORKSHOP.

MIND YOUR OWN BUSINESS.

CHASSIS CAB & CUTAWAY.



THE UNDERLYING STRUCTURE IS RESILIENT. NOW AIM FOR THE BEST—THE PERFECT UPFIT FOR YOU. This is what it takes: industrial-grade chassis solely in the 3500 weight class. No-nonsense GCWRs. Heavy-duty suspension, with a MacPherson strut front unit and wider, more robust rear axle over the previous edition—and each suspension is tuned to the specific model. Upfit-ready design, with a low frame height to reduce the ramp angle to a minimum—and which creates huge potential for customization. In 136- and 159-inch wheelbases, with length maxing out at 250.6 Inches, these workers put sheer capability at your service, delivering a 9,350-lb GVWR⁹, towing up to 5,100 lb² and payload up to 5,230 lb². So go ahead. Custom-design anything from a dream camper to the ideal service body for your business. A Ram ProMaster[®] Chassis Cab or Cutaway model is ready, willing—and waiting for your order. Spec it out at RAMTRUCKS.COM/PROMASTER

Shown with aftermarket upfit. Properly secure all cargo.

ALL SYSTEMS GO.

CAPABILITY AT YOUR SERVICE.



FRONT-WHEEL DRIVE (FWD).

SUPER-CAPABLE HANDLING WITH ALL-WEATHER TRACTION ON NEARLY ANY ROAD SURFACE.

The class-exclusive FWD¹ distinguishes Ram ProMaster® from virtually all other commercial vehicles. Ensuring outstanding road manners (particularly in snowy and icy conditions), it also helps lower the overall frame, and thus, the step-in height; you'll especially appreciate it when loading and unloading. FWD also helps reduce overall vehicle weight, a very direct contribution to the impressive performance.



THE 3.6L PENTASTAR® V6 280HP 260LB-FT

PROVEN-IN MILES, YEARS AND SATISFACTION.

Talk about masters of the segment, and you're talking about the 3.6L Pentastar—a V6 powerhouse that delivers all-important performance. The advantages at a glance: confident takeoff and acceleration. **Oil change intervals up to 10,000 miles.** Advanced multiport fuel injection. Electronic throttle control, plus available integrated cruise control. With an enviable resumé of multiple awards that point to quality and durability, the engine truly stands out with its **best-in-class standard V6 280 horsepower**,² helping you handle payloads that now reach up to 4,680 lb² on 3500 Cargo Van. With the available Trailer Tow Group, max towing is rated up to 5,100 lb²



HORSEPOWER	280 hp @ 6,400 rpm
TORQUE	260 lb-ft @ 4,175 rpm
CONFIGURATION	60-degree V6
DISPLACEMENT	220 cu in (3604 cc)
BORE x STROKE	3.78 x 3.27 in (96.0 x 83.0 mm)
BLOCK MATERIAL	Aluminum
CYLINDER HEAD MATERIAL	Aluminum alloy
AIR INDUCTION	Naturally aspirated
VALVE TRAIN	Chain-drive DOHC, 24-valve
FUEL DELIVERY	Sequential, multiport injection
RECOMMENDED FUEL	Unleaded regular (87 octane)
COMPRESSION RATIO	10.2:1
ALTERNATOR	180-amp (220-amp available)
OIL CAPACITY	6.0 qt
MAXIMUM RECOMMENDED OIL CHANGE INTERVAL	10,000 mi

PURE QUALITY.

SYSTEMS DESIGNED FOR EVERY DRIVE.



WE PUNISHED IT BRUTALLY. AND STILL, IT DID EVERYTHING RIGHT. We know how to ensure reliability and quality that lasts: subject these models to punishing and unrelenting conditions. Our pre- and post-production testing involved roads and environments that ranged from the arctic -40°F of northern Sweden to the scorching 125°F heat of American deserts. In all scenarios, Ram ProMaster® surpassed with flying colors—solid proof that yours will perform under ever-changing loads and in unpredictable climates.

CAPABILITY

CARGO MANAGEMENT

Maximize the potential of your Ram ProMaster and expand your cargo-carrying capability. Cargo Vans offer **roof strength that can handle up to 330 lb**, with six roof rail mounts (three per side) enabling the roof rack of choice.

LOAD FLOOR HEIGHT

The class-exclusive front-wheel drive¹ lets us employ an ingenious rear suspension: a light yet robust beam axle/leaf spring design that's just as tough and resilient as those found on rear-wheel-drive vehicles. This engineering not only dispenses with the bothersome hump inherent in rear-wheel-drive vehicles; it also gives you an **easy-to-load vehicle with a best-in-class lowest load floor height!**



TURNING DIAMETER

Most don't expect unprecedented performance from a commercial-grade vehicle—and from Day One, we aimed to change that mentality. Take the basics—steering and braking. All models in the ProMaster portfolio employ **premium steering gear technology to enhance drive quality and reliability**—and it delivers a **best-in-class 36.3-ft turning diameter on our 118-inch wheelbase models!**



SAFETY & SECURITY

CARGO TIE-DOWNS

Cargo Van models feature up to **10 in-floor D-rings to help secure interior cargo**. Want more? Up to 17 total side and floor tie-downs are available.



STANDARD ELECTRONIC STABILITY CONTROL⁵

Our advanced version of the Electronic Stability Control (ESC)⁵ system integrates the Antilock Brake System (ABS) with a variety of **All-Speed Traction Control technologies**. ESC⁵ helps maintain control under adverse conditions, like wet, icy or snow-covered roads, and during tight turns and evasive maneuvers. Also included: a **Brake-Lock Differential, Brake Assist, Hill Start Assist, Engine Drag Control, Trailer Sway Control⁶ and Electronic Roll Mitigation**.

FRONT CRUMPLE ZONES

Front crumple zones are engineered to absorb energy. Our goal is to create a **vehicle applauded for its Safety and Security features**. Ram ProMaster models were subjected to some of the most extensive crash and safety testing in the history of the company.

PARKVIEW[®] REAR BACK-UP CAMERA⁴

Standard on Cargo Van and Windowed Van, the **ParkView Rear Back-Up Camera⁴** automatically engages in Reverse, displaying the rear scene on the Uconnect[®] 3 with 5-inch display radio screen. On-screen grid lines enhance the ease of backing up. The available **ParkSense[®] Rear Park Assist System⁴** is also activated simply by engaging Reverse.



MECHANICAL STRENGTHS

ABS & BREMBO[®] BRAKES

All models employ a robust **four-channel Antilock Brake System (ABS)** with independent control and monitoring of each wheel, and an **impressive braking system: high-performance Brembo brakes**. This system provides superb stopping power during daily driving and, most notably, when trailering.

EXTERIOR DESIGN

Sleekly aerodynamic, this exterior subtly hides numerous conveniences you'll use day-in and year-out. In front, a **modular front fascia adds handy footholds** that simplify access to the engine; cleaning a windshield or changing a wiper blade is a breeze. It's one more example of how **smart design makes life—and work—much easier**.



FRONT- AND REAR-END DESIGN

The modular three-piece front and rear ends allow higher positions for the oversized headlamps and taillamps. It's a design that **significantly helps reduce both time and expenses for routine service** or needed repairs.



FRONT-WHEEL DRIVE (FWD)

There's more on the **class-exclusive FWD¹** on the previous spread—but several crucial advantages warrant mention. FWD adds more weight to the front end (ensuring great front tire "road grab") and also dispenses with the fore-to-aft drivetrain employed by our competitors—a direct contribution to the **best-in-class lowest load floor height!**

FRONT AND REAR SUSPENSION TECHNOLOGY

In front, a **MacPherson strut front suspension** utilizes large, 62-mm twin-tube shock absorbers for solid support of the powertrain. This system is enhanced with GVW-tuned cast-iron control arms, which offer **remarkable durability and ensure superb road manners and tight handling**—even under heavy loads. The **class-exclusive front-wheel drive¹** also enables rear suspension technology that's unique to the category: our beam axle/leaf spring technology is lighter, simpler and just as robust as the suspensions found on rear-wheel-drive vehicles.

RACK AND PINION STEERING

Our hydraulic-assist system uses a **premium steering gear**, engineered and tuned for long-term service. Curb-to-curb turning—even on longer wheelbase models—is impressive. A convenient telescoping steering column—an unusual and welcome feature in the commercial world—is standard on all Ram ProMaster[®] models.

UNIBODY ENGINEERING

A solid backbone is a designed-in advantage to the body-frame integral (unibody) engineering of your Ram ProMaster model, with each chassis **mass-optimized and tuned for ideal performance**. This integrated frame structure features boxed frame components, multiple crossrails and longitudinal rails—and all are crucially welded together. Depending on wheelbase length, you'll find up to **eight structural crossmembers**, giving every Ram ProMaster model the ladder-frame integrity that ensures proper stiffness and long-term durability.



SMART INTERIORS, DESIGNED FOR COMFORT AND CONTROL.

Properly secure all cargo.

OUR SMARTEST CALL? STUDY THE SMARTPHONE. Today's phones have transformed yesterday's technology into ancient history—and our colleagues at Uconnect® applied that level of thinking to the Ram ProMaster® radio system. The ideal model for business? Electronics that are just plain smart—exactly what you'll find here, including convenient steering wheel-mounted controls, a vibrant LED-illuminated cluster with Driver Information Display, standard AM/FM audio, 2.5-amp fast-charging USB port and a 12-volt power outlet. Available auxiliary switches enable instant adaptation for future upfits and ancillary electronics.



The standard **Uconnect 3 with 5-inch color display** delivers true fidelity with easy-to-access info through Bluetooth® technology and the color touchscreen. Go for the best, and the **Uconnect 3 NAV with 5-inch color display** delivers precise, web-based GPS Navigation. Add the available SiriusXM® Radio™ with its one-year subscription included, and you've got Uconnect at your service—all made even better by new, available Ram Telematics™ (late availability).



UCONNECT 3 AT A GLANCE

- ▶ 5-inch Color Touchscreen
- ▶ AM/FM Stereo Audio System
- ▶ Four-speaker Sound System
- ▶ Integrated Voice Command
- ▶ MP3 Capability with Auxiliary Input
- ▶ Steering Wheel-mounted Audio Controls



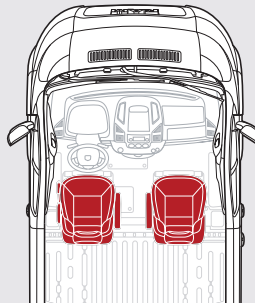
UCONNECT 3 WITH NAVIGATION

- All Features of the Uconnect 3 System, plus:
- ▶ GPS Navigation
 - ▶ Points-of-Interest Accessibility
 - ▶ Turn-by-Turn Navigation



THIS MOBILE OFFICE IS GROUNDED IN COMFORT.

Every cab is designed for easy operation, and all feature abundant personal touches. Among them: huge windshield with solar-filter glass. High-positioned seats for great visibility. Available seating that includes a two-passenger bench seat, a driver's suspension seat, and front swivel seats. Soft-touch surfaces. Instrumentation that's hand- and eye-friendly. Telescoping steering column. Welcome storage—like oversized door pockets, triple cup holders, large glove boxes and upper instrument panel space. There's even an available overhead shelf that'll hold up to 44 pounds.

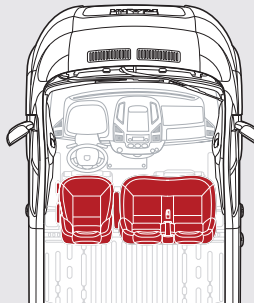


BUCKET SEATS

Standard tubular-structured four-way bucket seats feature spring suspension and woven cloth. Available: six-way adjustable seats in cloth or vinyl with manual lumbar support and heated seat surfaces.

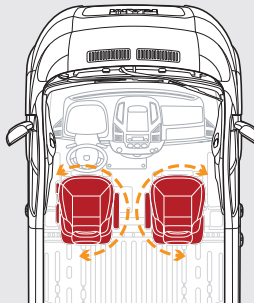
DRIVER'S SUSPENSION BUCKET SEAT

The available premium driver's suspension bucket seat adds a pneumatic suspension and a weight/size-conformity adjustment knob.



THREE-OCCUPANT SEATING

Here, the single driver's bucket seat is joined by an integrated two-person bench seat; in-cab capability is also enhanced: the middle seatback insert folds down to become a convenient writing surface.



SWIVEL SEATING

Need to access the rear compartment with ease? Available swivel bucket seats in long-wearing cloth are the answer, with 180° inboard swivel range, 35° outboard swivel, 58° recliner and a continuous height adjuster.

FROM BLACKTOP TO PUTTING GREEN WE TAKE YOU PERSONALLY.



RAM PROMASTER® WINDOWED VAN. IT'S WHAT YOU NEED WHEN YOU PUT PEOPLE FIRST.

Today, businesses, churches, municipalities and even large families rely on our Windowed Van for roominess, safety and security. Engineered specifically around personal transport, it comes only in the big 2500 and 3500 weight classes, only with the expansive 159-inch wheelbase, and only with the comfort of the spacious High Roof. The results? Generous seating and enormous cargo room backed with solid power.

It gets better. If you require a Special Needs interior upfit, the flexibility of Windowed Van enables superb customization, with an available Auxiliary Power Connector ready to power the many ancillary devices required by ambulances, on-the-go medical clinics and Automobility Program applications. For exceptional capability, convenience and space, this is, in every way, the sweet spot.

Shown with aftermarket upfit. Properly secure all cargo.



ONE WHEELBASE, EXPANSIVE OPTIONS.

When bigger is better, you've come to the right place. Utilize the extended body on Windowed Van to create a significantly larger interior. The 14.5-inch extension adds nearly 43 cubic feet of volume—the ideal solution when you need extra room for luggage or storage.

TURN YOUR LAPTOP INTO A COMMAND CENTER.

NEW AVAILABLE RAM TELEMATICS™ (LATE AVAILABILITY). AN ON-THE-GO OPERATING SYSTEM THAT DRIVES YOUR BUSINESS.

The successful business is efficient, effective and up-to-date, and stays on top of any and all technologies that will help it run better. For fleets both large and small, the beyond state-of-the-art available Ram Telematics (late availability) is the way to get the best from your Ram ProMaster.[®]

Designed specifically for the Ram Brand and powered by Verizon, available Ram Telematics (late availability) gives you instant and real-time on-screen monitoring, provides complete visibility of fleet operations and helps reduce the total cost of ownership.

Activation is easy, with your choice from one-, three- and five-year plans. Online registration is fast and easy.

YOUR BUSINESS ROLLS WITH BOTTOM-LINE FIGURES. So do we.

Advantages by the numbers:

+15% IN PRODUCTIVITY

+20% IN VEHICLE UTILIZATION

-25% IN FUEL EXPENSES

-30% IN IDLE TIME

-10% IN MILEAGE DRIVEN

-15% IN OVERTIME

Optimize your assets to their fullest and get the most from your Ram vehicle. Get more at RAMTRUCKS.COM/TELEMATICS

AVAILABLE RAM TELEMATICS™ (LATE AVAILABILITY). A COMPREHENSIVE SET OF DIAGNOSTICS FOR YOUR RAM PROMASTER.[®] Scalable to fleets of all sizes, factory-installed, backed by a 3-Year/36,000-Mile Basic Limited Warranty[®] and with a proven return on investment, available Ram Telematics (late availability) monitors key performance metrics in real time—the power you need to transform your business.

Tracking nearly 100 separate mechanical functions—everything from accelerator pedal position to engine info such as coolant level and oil life monitoring—these detailed notifications help keep your Ram vehicle in top-notch condition, let your drivers make better decisions and dramatically increase uptime.



STAY ON TRACK BY KEEPING TRACK.

Zero complexity plus total visibility equals 100% effectivity. This is vehicle status and history that add insights about driver behavior. Just a few of the many advantages:



VEHICLE DIAGNOSTICS

- ▶ Oil Life Monitoring
- ▶ Tire Pressure Monitoring
- ▶ Diagnostic Trouble Codes



VEHICLE PERFORMANCE

- ▶ Fuel Consumption
- ▶ Idling
- ▶ Odometer Readings



VEHICLE TRACKING

- ▶ GPS Location
- ▶ Geo-fencing



DRIVER BEHAVIOR

- ▶ Speeding vs. Posted Speed Limit
- ▶ Hard Braking/Accelerating
- ▶ ABS/Stability Control Event



DRIVER SAFETY & VEHICLE SECURITY

- ▶ Seat Belt Usage
- ▶ Air Bag[®] Deployment
- ▶ Unauthorized Vehicle Use



RAM TELEMATICS

— POWERED BY VERIZON CONNECT —

CUSTOM UPFITS. GET IT RIGHT, EVERY TIME.



AUTHENTIC ACCESSORIES BY MOPAR. —AND MUCH MORE

When it comes to your Ram ProMaster®, not all parts and accessories are created equal. As the official service, parts and customer care provider for the Ram Brand, only Mopar Parts and Accessories can ensure the proper fit, finish and functionality. That's because they're original equipment engineered by the same people who designed your vehicle; which means you can customize your vehicle with complete confidence.

Mopar is also more than parts and accessories. We're here to help you properly maintain and care for your vehicle. Our certified technicians are trained to know your vehicle best and our Mopar Express Lane service departments are set up to get you in and out quickly. From parts and accessories to expert service and more, always be sure to choose Mopar. Learn more at MOPAR.COM

- A. Cargo Shelving Kits
- B. Rear Step
- C. Rear Window Guards
- D. Remote Start¹⁰
- E. Mopar Front and Rear Assist Handles
- F. LED Cargo-Area Lights
- G. Rear Assist Handles
- H. Rubber Heavy-Duty Cargo Liner
- I. Hitch Receiver¹¹
- J. Molded Flat Splash Guards
- K. Side Step

THE RIGHT CUSTOM UPFIT IS RIGHT FROM THE SOURCE.

The Mopar® Custom Shop makes it happen. The ideal upfit is the one built to spec, with exacting fit and finish. The best way to accomplish it is to partner with the very team that designed your Ram ProMaster®. The Mopar Custom Shop gives you both the professionals and the process for fast and efficient completion of your custom upfit order.

With near-adjacent location to manufacturing, the Mopar Custom Shop reputation is founded on providing multiple solutions for virtually any upfit imaginable. Vehicle-specific designs, Authentic Accessories and made-to-spec components all translate into a ready-to-work Ram ProMaster. Bottom line? It's just plain smart. Start the process at your Ram dealer or at MOPAR.COM

Properly secure all cargo.



**2019 RAM PROMASTER®
BUYER'S GUIDE**

	Van	Windowed Cab	Chassis Cab	Cutaway
CPOS PACKAGE	2TA	2TA	2TA	2TA
ENGINE / TRANSMISSION				
3.6L Pentastar® V6 engine / 6-speed automatic transmission
MECHANICAL FEATURES				
ADDITIONAL KEY FOBS – Two	0	0	0	0
ALTERNATOR – 180-amp	.	.		
– 220-amp	0	0	.	.
AUXILIARY FUEL TAP
BATTERY – 95-amp
– Auxiliary Power Connector
CRUISE CONTROL	0	0	0	0
ELECTRONIC STABILITY CONTROL (ESC) ⁵
ELECTRONIC VEHICLE TRACKING SYSTEM (by Mopar®)	0	0	0	0
ENGINE BLOCK HEATER	0	0	0	0
FUEL TANK – 24-gallon
FULL-SIZE SPARE TIRE
POWER STEERING
SPEED LIMITER – Dealer-activated, 60-mph, 65-mph, 70-mph and 77-mph
SUSPENSIONS – Heavy-duty (2500/3500)	.	0		
– Light-duty (118-inch WB 1500 models only)	.			
– Medium-duty (136-inch WB 1500 models only)	.			
– Premium heavy-duty (3500 models only)	0	0	.	.
– Touring	.			
TEMPORARY SPARE TIRE MOUNT			0	0
UPFITTER ELECTRONIC MODULE – Vehicle System Interface Module (VSIM) (late availability)	0	0	0	0
EXTERIOR FEATURES				
CHROME GRILLE (included with Premium Appearance Group)	P	P	P	P
DAYTIME RUNNING LIGHTS	0	0	0	0
DOORS, REAR – 260-degree-opening	.	.		
– Hinged with fixed glass	0	.		
DOORS, SIDE – Left-side with fixed glass (include window grate and deep-tint sunscreen; 136-inch WB Standard Roof only)	0			
– Left-side with no glass (not available on 118-inch WB)	0			
– Left-side with fixed window (includes deep-tint sunscreen; not available on 118-inch WB)	0			
– Right-side with fixed glass (includes window grate and deep-tint sunscreen; optional on Standard Roof Cargo Vans only)	0			
– Right-side with no glass	.			
– Right-side with fixed window (include deep-tint sunscreen)	0	.		
FRONT FOG LAMPS (included with Premium Appearance Group)	P	P	P	P
FRONT LICENSE PLATE BRACKET	0	0	0	0
HALOGEN HEADLAMPS

	Van	Windowed Cab	Chassis Cab	Cutaway
CPOS PACKAGE	2TA	2TA	2TA	2TA
EXTERIOR FEATURES (continued)				
MIRRORS – Wide exterior 96-inch (include power heated mirrors on Cargo Vans and Windowed Vans)	P	P	.	.
– Manual-adjustable/manual-folding
– Power-adjustable/power-folding, heated	0	0		
– Wide power-adjustable, heated	0	0	0	0
R-A-M GRILLE IN SILVER
REAR WALL WINDOW			.	
ROOF CLEARANCE LAMPS – Deletes the front clearance lamps			0	0
– Front
– Rear	.	.		
SPLASH GUARDS – Vehicle set (by Mopar)	0	0		
STEP – Rear bumper extension (not available with Trailer Tow Group; see your dealer for availability; by Mopar)	0	0		
– Sliding-door Step, left-side (requires left-side door; by Mopar)	0	0		
– Sliding-door Step, right-side (see your dealer for availability; by Mopar)	0	0		
TAILLAMP EXTENSION WIRING			.	.
WHEELS – 16-inch aluminum	0	0	0	0
– 16-inch Silver Painted Steel with Center Cap
– 16-inch Silver Painted Steel with Full Wheel Cover	0	0	0	0
– 16-inch Black Painted Steel (late availability)	0	0	0	0
– Center Cap Delete	0	0	0	0
WINDOW – Left-side 2nd-row fixed (optional on High Roof Cargo Van models only)	0	.		
WINDOW DEFROSTER – Rear (requires rear doors with glass on Cargo Van models)	0	.		
INTERIOR FEATURES				
12-VOLT AUXILIARY POWER OUTLET – Front
– Rear	0	0		
AIR CONDITIONING – Delete air conditioning; heater only	0	0	0	0
– Manually controlled, with heat
– Rear Heater Air Conditioning Prep Package (not available with air conditioning delete)	0	0	0	0
ASSIST HANDLE – Rear doors (by Mopar)	0	0		
AUXILIARY UPFITTER SWITCHES – Two	0	0	0	0
CARGO-AREA LIGHTING – Incandescent	.	.		
– LED (not available with LED rear lamp; by Mopar)	0	0		
– LED rear lamp (late availability)	0	0		
CARGO COMPARTMENT FLOOR MAT (by Mopar)	0			
CARGO PARTITION – None	.	.		
– With sliding window	0			
– Without window	0			

	Van	Windowed Cab	Chassis Cab	Cutaway
CPOS PACKAGE	2TA	2TA	2TA	2TA
INTERIOR FEATURES (continued)				
CARGO TIE-DOWNS – Floor	.			
– Side wall	.			
FRONT WALK-THRU MAT – Carpet (not available with passenger double seat; by Mopar®)	0	0		
– Slush (not available with passenger double seat; by Mopar)	0	0		
INSTRUMENT PANEL WITH BRIGHT BEZELS	0	0	0	0
LOCKING GLOVE BOX (included with Interior Convenience Group)	P	P	P	P
POWER DOOR LOCKS – Speed-sensitive
REAR-DOOR STORAGE NET (included with Interior Convenience Group)	P			
SEATING SURFACES – Cloth
– Vinyl (not available with swivel seats)	0	0	0	0
SEATS – 4-way manually adjustable driver and front-passenger bucket
– Driver's 6-way adjustable with lumbar adjuster (not available with driver's suspension bucket seat or passenger swivel seat)	0	0	0	0
– Driver's and passenger 6-way adjustable with lumbar adjuster (not available with passenger double seat, driver's swivel seat or driver's suspension bucket seat)	0	0	0	0
– Driver's suspension bucket (not available with driver's swivel seat, heated driver's seat or 6-way adjustable seat)	0	0	0	0
– Driver's swivel (requires cloth seating surfaces; not available with 6-way adjustable seats or cargo partition)	0	0	0	0
– Heated driver's (requires 6-way adjustable driver's seat; not available with driver's swivel seat)	0	0	0	0
– Heated passenger (requires 6-way adjustable driver/passenger seats)	0	0	0	0
– Passenger double (requires 4-way or 6-way adjustable driver's seats)	0	0		
– Passenger delete (includes deactivate passenger air bag ⁹ and passenger seat belt mount delete)	0	0	0	0
– Passenger swivel (requires cloth seating surfaces and driver's swivel seat; not available with cargo partition or heated seat)	0	0	0	0
SHELF ABOVE ROOF TRIM (included with Interior Convenience Group; not available with High Headliner by Mopar)	P	P	P	P
SPRAY-ON FLOOR LINER (by Mopar)	0	0		
STEERING COLUMN – Telescoping
STEERING WHEEL – Leather-wrapped	0	0	0	0
TIRE PRESSURE MONITORING LIGHT
UPFIT INTERFACE CONNECTOR (included with Rear-Speaker Wiring Prep)

	Van	Windowed Cab	Chassis Cab	Cutaway
CPOS PACKAGE	2TA	2TA	2TA	2TA
INTERIOR FEATURES (continued)				
WALL PANELS – Upper-side (include lower-side)	0			
– Lower-side	0	0		
WINDOWS – Power with one-touch-down feature
– Window guards, rear (not available on Standard Roof Cargo Vans or 136-inch WB 2500 Windowed Van; by Mopar)	0	0		
WOOD FLOOR – Rear (not available with Spray-On Floor Liner)	0	0		
UCONNECT® / MULTIMEDIA				
REAR-SPEAKER WIRING PREP (includes upfit interface connectors)
SIRIUSXM® RADIO ⁷	0	0	0	0
UCONNECT 3 WITH 5-INCH DISPLAY (includes Media Hub with USB and auxiliary input, and steering wheel-mounted audio controls)
UCONNECT 3 NAV WITH 5-INCH DISPLAY (includes Navigation)	0	0	0	0
RAM TELEMATICS™ – One-year service (late availability)	0	0	0	0
RAM TELEMATICS – Three-year service (late availability)	0	0	0	0
RAM TELEMATICS – Five-year service (late availability)	0	0	0	0
SAFETY & SECURITY				
AIR BAGS ⁹ – Advanced driver and front-passenger
– Supplemental side-curtain front
– Supplemental front-seat side
DOT-CERTIFIED ROADSIDE SAFETY KIT (by Mopar)	0	0	0	0
PARKSENSE® REAR PARK ASSIST ⁴	0	0		
PARKVIEW® REAR BACK-UP CAMERA ⁴	.	.		
REAR BACK-UP CAMERA ⁴ KIT (requires installation by upfitter)			.	.
REMOTE KEYLESS ENTRY
REMOTE START ¹⁰ (by Mopar)	0	0	0	0
SECURITY ALARM	0	0	0	0
PACKAGES				
INTERIOR CARGO SHELF PACKAGE (requires cargo partition or cargo partition with sliding window; by Mopar)	0			
INTERIOR CONVENIENCE GROUP – Includes locking glove box, shelf above roof trim, underseat storage tray and rear-door storage net on Cargo Van models	0	0	0	0
PREMIUM APPEARANCE GROUP – Includes chrome grille and fog lamps	0	0	0	0
TRAILER TOW GROUP – Includes Class IV hitch receiver with 4- and 7-pin wiring harness (by Mopar)	0	0		

• = Standard 0 = Optional P = Available within Package

EXTERIOR COLORS



Bright White



Bright Silver Metallic



Granite Crystal Metallic



Broom Yellow



Flame Red



Deep Cherry Red Crystal Pearl



Sandstone Pearl




Patriot Blue Pearl Coat




Black

INTERIOR COLORS



Black Cloth
(standard)



Black Vinyl
(available)

WHEELS



16-inch Painted Steel Wheel with Center Cap
(standard)



16-inch Black-Painted Steel Wheel with Center Cap
(available)



16-inch Wheel Cover
(available)



16-inch Aluminum Wheel
(available)

RAM PROMASTER® CARGO VAN & WINDOWED VAN — SPECIFICATIONS

RAM PROMASTER® CHASSIS CAB & CUTAWAY — SPECIFICATIONS



Properly secure all cargo.

CAPABILITY	CARGO VAN									WINDOWED VAN		
	1500			2500			3500			2500	3500	
	118" WB	136" WB	136" WB	136" WB	159" WB	159" WB	159" WB, EXTENDED	159" WB	159" WB, EXTENDED	159" WB	159" WB, EXTENDED	
GVWR ¹ (lb)	8,550	8,550	8,550	8,900	8,900	8,900	9,350	9,350	9,350	9,350	8,900	9,350
GCWR ¹ (lb)	11,500	11,500	11,500	11,500	11,500	11,500	11,500	11,500	11,500	11,500	11,500	11,500
BASE CURB WEIGHT (lb)	4,554	4,662	4,788	4,644	4,768	4,895	4,669	4,796	4,923	5,021	4,958	5,061
MAXIMUM PAYLOAD ² (lb)	4,000	3,890	3,760	4,260	4,130	4,010	4,680	4,550	4,430	4,330	3,940	4,290
FRONT GAWR ³ (lb)	4,629	4,629	4,629	4,629	4,629	4,629	4,629	4,629	4,629	4,629	4,629	4,629
REAR GAWR ³ (lb)	5,004	5,291	5,291	5,291	5,291	5,291	5,291	5,291	5,291	5,291	5,291	5,291
CURB-TO-CURB TURNING (ft)	36.3	40.7	40.7	40.7	40.7	46.8	40.7	40.7	46.8	46.8	46.8	46.8
MAXIMUM TOWING ⁴ (lb)	5,100	5,100	5,100	5,100	5,100	5,100	5,100	5,100	5,100	5,100	5,100	5,100

SAE J2807 Compliant

DIMENSIONS	118" WB	136" WB	136" WB	136" WB	159" WB	159" WB	159" WB, EXTENDED	159" WB	159" WB, EXTENDED	159" WB	159" WB, EXTENDED
BODY HEIGHT (in)	91.7	92.8	105.9	92.8	105.9	105.9	92.8	105.9	105.9	105.9	105.9
OVERALL BODY LENGTH (in)	195.4	213.2	213.2	213.2	213.2	236.2	213.2	213.2	236.2	250.6	236.2
VEHICLE WIDTH WITHOUT MIRRORS (in)	81.3	81.3	81.3	81.3	81.3	81.3	81.3	81.3	81.3	81.3	81.3
VEHICLE WIDTH WITH MIRRORS EXTENDED (in)	112.2	112.2	112.2	112.2	112.2	112.2	112.2	112.2	112.2	112.2	112.2
CARGO BODY OVERALL LENGTH (in)	103.1	120.6	120.6	120.6	120.6	143.5	120.6	120.6	143.5	157.9	143.5
CARGO WIDTH AT FLOOR (in)	75.6	75.6	75.6	75.6	75.6	75.6	75.6	75.6	75.6	75.6	75.6
CARGO WIDTH AT WHEEL HOUSE (in)	56.0	56.0	56.0	56.0	56.0	56.0	56.0	56.0	56.0	56.0	56.0
SIDE-DOOR OPENING WIDTH (in)	42.3	49.2	49.2	49.2	49.2	49.2	49.2	49.2	49.2	49.2	49.2
SIDE-DOOR OPENING HEIGHT (in)	58.5	58.5	69.1	58.5	69.1	69.1	58.5	69.1	69.1	69.1	69.1
REAR DOORS OPENING WIDTH (in)	63.4	63.4	63.4	63.4	63.4	63.4	63.4	63.4	63.4	63.4	63.4
REAR DOORS OPENING HEIGHT (in)	59.8	59.8	70.5	59.8	70.5	70.5	59.8	70.5	70.5	70.5	70.5
MAXIMUM CARGO HEIGHT (in)	66.9	66.9	77.1	66.9	77.1	77.1	66.9	77.1	77.1	77.1	77.1
MAXIMUM CARGO VOLUME ⁵ (cu ft)	259.2	303.7	352.9	303.7	352.9	420.2	303.7	352.9	420.2	462.9	420.2

WB = wheelbase.

CAPABILITY	CHASSIS CAB			CUTAWAY		
	3500			3500		
	136" WB	159" WB	159" WB, EXTENDED	136" WB	159" WB	159" WB, EXTENDED
GVWR ¹ (lb)	9,350	9,350	9,350	9,350	9,350	9,350
GCWR ¹ (lb)	11,500	11,500	11,500	11,500	11,500	11,500
BASE CURB WEIGHT (lb)	4,177	4,216	4,245	4,116	4,147	4,195
MAXIMUM PAYLOAD ² (lb)	5,170	5,130	5,100	5,230	5,200	5,150
FRONT GAWR ³ (lb)	4,629	4,629	4,629	4,629	4,629	4,629
REAR GAWR ³ (lb)	5,291	5,291	5,291	5,291	5,291	5,291
CURB-TO-CURB TURNING (ft)	40.7	46.8	46.8	40.7	46.8	46.8
MAXIMUM TOWING ⁴ (lb)	5,100	5,100	5,100	5,100	5,100	5,100

DIMENSIONS	136" WB	159" WB	159" WB, EXTENDED	136" WB	159" WB	159" WB, EXTENDED
BODY HEIGHT (in)	87.7	87.3	87.3	87.7	87.3	87.3
OVERALL BODY LENGTH (in)	213.2	236.2	250.6	213.2	236.2	250.6
VEHICLE WIDTH WITHOUT MIRRORS (in)	81.3	81.3	81.3	81.3	81.3	81.3
VEHICLE WIDTH WITH MIRRORS EXTENDED (in)	112.2	112.2	112.2	112.2	112.2	112.2
CAB TO REAR AXLE ² (in)	82.4	104.7	104.7	82.4	104.7	104.7
OVERHANG REAR AXLE TO END OF FRAME ² (in)	39.6	39.6	39.6	39.6	39.6	39.6

WB = wheelbase. CA = cab-to-trail.



Shown with aftermarket uplift. Properly secure all cargo.

RAM PROMASTER® – CONFIGURATIONS

	1500		2500		3500		
	118" WB	136" WB	136" WB	159" WB	136" WB	159" WB	159" WB EXT
 <p>CARGO VAN STANDARD ROOF</p>							
 <p>CARGO VAN AVAILABLE HIGH ROOF</p>							
 <p>WINDOWED VAN HIGH ROOF ONLY</p>							
 <p>CHASSIS CAB/ CUTAWAY STANDARD ROOF ONLY</p>							

 = LOAD FLOOR LENGTH

 = CAB-TO-AXLE LENGTH

WB = wheelbase; EXT = extended.

BUSINESS LINK

The fast lane for small business.

THE DEALER NETWORK FOR YOUR BUSINESS.

Your **BusinessLink** dealer is committed to providing you, the small business owner, with the vehicle support you need for your business, from servicing all makes and models of your existing vehicles to selling you the right vehicles needed to perform the work that you do. Your **BusinessLink** dealer provides priority service because we know downtime is costing you money. Your **BusinessLink** dealer has sales professionals trained to properly "job-rate" the right vehicle for your work application along with providing commercial finance options. New vehicle sales to qualified small business owners also receive a free alternate transportation contract, in the event your vehicle is in for service.

Membership in the **BusinessLink** program is free. Membership helps us to identify you as a small business owner so we can provide you with both the service you deserve and update you with offers that can help reduce the cost of doing business. Ask your **BusinessLink** dealer to register today.

- BusinessLink** has you covered.
- ▶ Full Range of FCA Commercial Vehicles
 - ▶ Free Membership
 - ▶ Priority Service
 - ▶ Extended Service Hours
 - ▶ Dedicated Staff of Commercial Vehicle Experts
 - ▶ Free Alternate Transportation
 - ▶ Generous Incentives
 - ▶ Expertise in Commercial Financing Options
 - ▶ 24/7 Towing Service Available
- For more information, log on to FCAUSFLEET.COM or call us toll-free at **877-2THELINK (877-284-3546)**.

ON THE JOB

INCENTIVES FOR SMALL BUSINESSES.

Running a business presents plenty of challenges. Like cutting costs, not corners. Like saving time and money while avoiding hassles. The **ON THE JOB** commercial incentive program provides assistance in customizing and servicing your business vehicles.

- ON THE JOB**SM allowances make your business more profitable!
- ▶ **NO-EXTRA-CHARGE** 2-Year Gas/4-Year Diesel Lube-Oil-Filter Allowance
 - ▶ **\$300 – \$1,000** Allowance on Select Mopar Service Contracts
 - ▶ **UP TO \$1,000** Commercial Graphics Program Allowances
 - ▶ **UP TO \$1,000** Commercial Equipment/Uprfit Allowances
- See your dealer for specific program rules and details, log on to FCAUSFLEET.COM or call us toll-free at **877-2THELINK (877-284-3546)**.

A commercial line of credit from Chrysler Capital is ideal for qualified business customers looking for a flexible, easy way to manage growing vehicle needs. Chrysler Capital streamlines the process—and, with prequalification, you're ready to buy a vehicle when you need it. Ask your **BusinessLink** dealer for details.

CHRYSLER CAPITAL

RAM OUTFITTER

RAMTRUCKS.COM/OUTFITTER



1 Class is based on Large Commercial Van segment (Class 2). 2 When properly equipped. See dealer for details. 3 Visit Mopar.com for complete details and a copy of the 5-Year/60,000-Mile Powertrain Limited Warranty. 4 Always look before proceeding. An electronic drive aid is not a substitute for conscientious driving. Always be aware of your surroundings. 5 Always drive carefully, consistent with conditions. Always wear your seat belt and obey traffic laws. 6 Assumes properly equipped vehicle and 150-lb allowance for driver. Additional options, equipment, passengers and cargo weight must be subtracted. See dealer for details. 7 SiriusXM Radio, SiriusXM Traffic and SiriusXM Travel Link each require a subscription sold separately, or as a package, by Sirius XM Radio Inc. If you decide to continue service after your 1-year trial included with the new vehicle purchase, the subscription plan you choose will automatically renew thereafter and you will be charged according to your chosen payment method at then-current rates. Trial service is not transferable. Fees and taxes apply. Please see the Customer Agreement at www.siriusxm.com for complete terms and how to cancel, which includes calling SiriusXM at 1-866-635-2349. All fees and programming are subject to change. Not all vehicles or devices are capable of receiving all services offered by SiriusXM. Data displays and individual product availability vary by vehicle hardware. Current information and features may not be available in all locations or on all receivers. Weather Forecast, Current Conditions may not be available in all locations. 8 Visit Mopar.com for complete details and a copy of the 3-Year/36,000-Mile Basic Limited Warranty. 9 Always sit properly in designated seating positions with seat belts securely fastened at all times. 10 Check state and local laws regarding the use of remote start systems. 11 Check User Guide for hitch type, load capacity and heavy-duty equipment required. Do not exceed rated tow capacity of the vehicle as equipped. Trailer may require items not supplied by Mopar. 12 Measured from center cab back to center of rear axle. 13 Measured from center of axle to rear frame. 14 ON THE JOB is a retail incentive program; see your dealer for official rules. Inquire about eligibility by calling 877-ONTHEJOB or by logging on to www.fcausfleet.com. The purchaser or lessee must be a qualified commercial customer for more than 30 days prior to the date of the vehicle purchase. An official ON THE JOB Customer Acknowledgment Form must be signed by the customer (provided by the dealer).

©2019 FCA US LLC. All Rights Reserved. Ram, Mopar, Ram ProMaster, the Ram's Head logo, Automobile Program, the BusinessLink design, ParkSense, ParkView, Pentastar and Uconnect are registered trademarks, and the On The Job design and Ram Telematics are trademarks of FCA US LLC. Chrysler Capital is a registered trademark of FCA US LLC and licensed to Santander Consumer USA Inc.

Sortimo is a registered trademark of Sortimo International GmbH. Knapheide is a registered trademark of Knapheide Manufacturing Company. Brembo is a registered trademark of Brembo SpA. Facebook and logo are registered trademarks of Facebook, Inc. The Twitter logo is a service mark of Twitter, Inc. The YouTube logo is a registered trademark of Google Inc. Instagram and logo are registered trademarks of Instagram, Inc. Bluetooth is a registered trademark of Bluetooth SIG, Inc. Sirius XM Connected Vehicles Services Inc. Sirius, XM, SiriusXM and all related marks and logos are trademarks of Sirius XM Radio Inc. Grizzly is a trademark of Grizzly Coolers LLC. DensGlass® the color GOLD and the Georgia-Pacific logo are trademarks owned by or licensed to Georgia-Pacific Gypsum LLC.

About this catalog: since the time of printing, some of the information you'll find in this catalog may have been updated. Ask your dealer for details. Some of the equipment shown or described throughout this catalog may be available at extra cost. Specifications, descriptions, illustrative materials and all competitive comparisons contained herein are as accurate as known at the time this publication was approved for printing. FCA US LLC reserves the right to discontinue models at any time or change specifications without notice or without incurring obligation. Options may be required in combination with other options. For the price of the model with the equipment you desire, or verification of specifications contained here, see your Ram dealer.



Join our community on Facebook, submit your photos on Instagram, follow us on Twitter and check us out on YouTube.



Join fellow Ram enthusiasts and tell your story by posting comments, participating in discussions and sharing your photos and videos.

RAM is a registered trademark of FCA US LLC.



Cargo Van

75.6-INCH
MAXIMUM CARGO WIDTH¹



Cargo Van

TALLEST & WIDEST
STANDARD CARGO AREA¹



Cargo Van

56.0-INCH
CARGO WIDTH
between wheel wells¹



3.6L

PENTASTAR® V6
Standard V6 280 horsepower¹
with 260 LB-FT of torque



Cargo Van

66.3-INCH
STANDARD CARGO
AREA HEIGHT¹



Cargo Van

LOWEST
LOAD FLOOR HEIGHT¹



FWD

FRONT-WHEEL-DRIVE SYSTEM¹
Excels in adverse weather conditions



Cargo Van

36.3-FT
TURNING DIAMETER¹
118-inch wheelbase models

3500 Cargo Van

4,680-LB
MAXIMUM PAYLOAD²
136-inch wheelbase, Standard Roof



ESC

ELECTRONIC STABILITY CONTROL⁵
Standard

Available

RAM TELEMATICS™
WITH TOUCHSCREEN DISPLAY
Late availability

UCONNECT® 3

WITH **5-INCH** 
TOUCHSCREEN DISPLAY
Standard

RAMTRUCKS.COM/PROMASTER



ENGINE OIL CHANGE INTERVALS
UP TO **10,000 MILES**



RAM
COMMERCIAL

**5-YEAR/
60,000-MILE**
POWERTRAIN LIMITED WARRANTY³