





































	Model	RDC	NA Program P/N	Tire Dimension	Tire Manufacturer & Model	Rim Style	Rim Size	Part Number (Rim only)	Total installed price with 1st years storage and Tire Totes	*This denotes a front and rear set required. All colored cells below means front & rear set.
3 Series & 1M Coupe	E90-93 with RDC to 9/2009 prod.	rdc	36 11 0 421 680	225/45R17 94V XL	Bridgestone Blizzak LM-25 RFT*	158	8x17	6 775 596	\$2,090.00	
	E90-93 with RDC from 9/2009 prod.	rdc lc	36 11 0 439 636	225/45R17 94V XL	Bridgestone Blizzak LM-25 RFT*	158	8x17	6 775 596	\$2,090.00	
	E90-93 M3 with RDC to 9/2009 production	rdc	36 11 2 152 102	235/40R18 95V XL	Michelin Pilot Alpin PA3*	270M	8x18	2 283 905	\$2,750.00	
	E90-93 M3 & 1M Coupe with RDC from 9/2009 production	rdc lc	36 11 0 439 637	235/40R18 95V XL	Michelin Pilot Alpin PA3*	270M	8x18	2 283 905	\$2,750.00	
	E90-91 328 models with RDC to 9/2009 prod.	rdc	36 11 0 440 050	205/55R16 91H	Dunlop SP Winter Sport M3 DSST	156	7x16	6 775 595	\$2,101.04	
	E90-91 328 models with RDC from 9/2009 prod.	rdc lc	36 11 0 439 658	205/55R16 91H	Dunlop SP Winter Sport M3 DSST	156	7x16	6 775 595	\$2,101.04	
	F30-328i/335i models with RDC	rdc lc	36 11 2 298 928	225/50R17 94H	Pirelli W210 Sottozero S2 RSC	413	7.5x17	6 796 240	\$2,090.00	
	F30-328i/335i models with RDC	rdc lc	36 11 2 298 929	225/45R18 95V	Pirelli W240 Sottozero S2 RSC	396	8x18	6 796 246	\$2,486.00	
5/6 Series	E60/61 AWD with RDC	rdc	36 11 0 421 675	225/50R17 94H	Dunlop SP Winter Sport M3 ROF*	138	7.5x17	6 776 777	\$2,482.32	
	E60/61 with RDC	rdc	36 11 0 421 674	225/50R17 94H	Dunlop SP Winter Sport M3 DSST	116	7.5x17	6 758 775	\$2,191.00	
	E60/63/4 M5/M6 with RDC	rdc	36 11 2 209 836	245/45R18 100V	Continental TS810S NON RFT	184M	8x18	2 282 990	\$3,205.88	
	E63/64 with RDC	rdc	36 11 0 421 673	245/45R18 96V	Dunlop SP Winter Sport M3 ROF	118	8x18	6 758 777	\$3,150.00	
X5 / X6 & M	E70 X5 RDC to 10/2010	rdc	36 11 0 421 679	255/55R18 109H XL	Dunlop Grandtrek WT M3 ROF*	209	8.5x18	6 770 200	\$2,670.00	
	E70 X5 RDC from 10/2010	rdc lc	36 11 2 211 335	255/55R18 109H XL	Dunlop GT WT M3 ROF	209	8x18	6 770 200	\$2,670.00	
	E70/E71 M models to 10/2010 prod. (Front)	rdc	36 11 0 439 634	255/50R19 107V XL	Goodyear Ultra Grip ROF*	298M	9x19	6 785 503*	\$1,768.00	
	E70/E71 M models to 10/2010 prod. (Rear)	rdc	36 11 0 439 635	255/50R19 107V XL	Goodyear Ultra Grip ROF*	298M	9x19	6 785 504*	\$1,768.00	
	E71/2 X6 RDC up to 9/2010 production (Front Only)	rdc	36 11 2 152 099	255/50R19 107V XL	Goodyear Ultra Grip ROF*	232	9x19	6 774 893*	\$1,768.00	
	E71/2 X6 RDC up to 9/2010 production (Rear Only)	rdc	36 11 2 152 100	255/50R19 107V XL	Goodyear Ultra Grip ROF*	232	9x19	6 774 894*	\$1,768.00	
	E71/2 X6 RDC from 10/2010 production (Front Only)	rdc lc	36 11 2 211 336	255/50R19 107V XL	Goodyear Ultra Grip ROF	232	9x19	6 774 893*	\$1,750.78	
	E71/2 X6 RDC from 10/2010 production (Rear Only)	rdc lc	36 11 2 211 337	255/50R19 107V XL	Goodyear Ultra Grip ROF	232	9x19	6 774 894*	\$1,750.78	
	E70/E71 M models from 10/2010 prod (Front Only)	rdc lc	36 11 2 211 338	255/50R19 107V XL	Goodyear Ultra Grip ROF	298M	9x19	6 785 503*	\$1,768.00	
	E70/E71 M models from 10/2010 prod (Rear Only)	rdc lc	36 11 2 211 339	255/50R19 107V XL	Goodyear Ultra Grip ROF	298M	9x19	6 785 504*	\$1,768.00	

	Model	RDC	NA Program P/N	Tire Dimension	Tire Manufacturer & Model	Rim Style	Rim Size	Part Number (Rim only)	Total installed price with 1st years storage and Tire Totals	
1 Series	E82/88 up to 8/2010	rdc	36 11 2 152 101	205/50R17 89H	Goodyear Eagle UG GW3 ROF*	141	7x17	6 775 621	\$2,270.00	
	E82/88 from 8/2010 prod.	rdc lc	36 11 2 208 363	205/50R17 89H	Goodyear Eagle UG GW3 ROF*	141	7x17	6 775 621	\$2,270.00	
	E82 Active - E	rdc lc	36 11 2 295 628	205/55R16 91H	Goodyear	360	7x16	6 795 207	\$1,870.00	
7 series	E38 (except 750iL Protection)	non rdc	85 11 0 394 878	235/60R16 100T	Continental Extreme Contact	61	7.5x16	1 095 049	\$1,356.04	
Z4	E89 Z4 up to 8/2010	rdc	36 11 0 439 639	225/45R17 94V XL	Bridgestone Blizzak LM- 25 RFT*	276	8x17	6 782 903	\$2,563.16	
	E89 Z4 from 08/2010 prod.	rdc lc	36 11 2 208 362	225/45R17 94V XL	Bridgestone Blizzak LM- 25 RFT*	276	8x17	6 782 903	\$2,563.16	
X1	E84 X1	rdc lc	36 11 2 208 366	225/50R17 94H	Dunlop SP Winter Sport M3 ROF*	317	7.5x17	6 789 140	\$2,350.00	
5/6 Series	F10 550i only to 9/10	rdc	36 11 2 208 369	245/45R18 100V XL	Dunlop SP Winter Sport 3D ROF*	281	8x18	6 783 521	\$3,191.64	
	F10 550i & F12/13 650i from 9/2010	rdc lc	36 11 2 208 370	245/45R18 100V XL	Dunlop SP Winter Sport 3D ROF*	281	8x18	6 783 521	\$2,690.00	
	F10 to 09/10 - 528/535 models	rdc	36 11 2 208 367	225/55R17 97H	Dunlop SP Winter Sport 3D ROF*	327	8x17	6 790 172	\$2,270.00	
	F10 from 9/10-528/535 & F12/13 640i	rdc lc	36 11 2 208 368	225/55R17 97H	Dunlop SP Winter Sport 3D ROF*	327	8x17	6 790 172	\$2,270.00	
	F1X M5 & M6 front only	rdc lc	36 11 2 336 386	255/40R19 100V XL	Pirelli W240 Sottozero S2	408M	9x19	2 284 252*	\$1,818.14	
	F1X M5 & M6 rear only	rdc lc	36 11 2 336 387	255/40R19 100V XL	Pirelli W240 Sottozero S2	408M	9x19	2 284 253*	\$1,750.00	
X3	E83 X3 w/ RDC	rdc	36 11 0 421 678	235/55R17 99H	Dunlop SP Winter Sport*	112	8x17	3 401 200	\$2,379.92	
	F25 X3	rdc lc	36 11 2 208 371	245/50R18 100H	Pirelli W210 Sottozero S2 RSC*	307	8x18	6 787 578	\$2,886.00	



	Model	RDC	NA Program P/N	Tire Dimension	Tire Manufacturer & Model	Rim Style	Rim Size	Part Number (Rim only)	Total installed price with 1st years storage and Tire Taxes	
7 Series / Gran Turismo	F01/02/04/07 RWD / AWD to 9/2010 production	rdc	36 11 0 439 638	245/50R18 100H	Pirelli W210 Sottozero S2 RSC*	234	8x18	6 775 403	\$3,270.48	
	F01/02/04/07 RWD / AWD from 09/10 production	rdc lc	36 11 2 208 364	245/50R18 100H	Pirelli W210 Sottozero S2 RSC*	234	8x18	6 775 403	\$2,990.00	
	F01/02/04/07 and B7 RWD / AWD to 09/10 production	rdc	36 11 2 208 550	245/50R18 100H	Pirelli W210 Sottozero S2 RSC*	238	8x18	6 775 991	\$2,990.00	
	F01/02/04/07 and B7 RWD / AWD from 09/10 production	rdc lc	36 11 2 208 365	245/50R18 100H	Pirelli W210 Sottozero S2 RSC*	238	8x18	6 775 991	\$2,990.00	
5 Series	E39 525/528 models only	non rdc	85 11 0 142 240	225/60R15 96H	Continental TS790	12	7x15	1 093 546	\$862.44	
	All E39 (except M5)	non rdc	85 11 0 394 883	225/55R16 95H	Dunlop SP Winter Sport M3	48	7x16	1 095 441	\$1,356.04	
3 Series	E46 M3 w/o Competition Package ** (Rear Only)	non rdc	85 11 0 394 881	225/45R17 91H	Continental TS790	68M	7.5x17	2 229 480	\$1,598.28	
	E46 M3 w/o Competition Package** (Front Only)	non rdc	85 11 0 394 880	225/45R17 91H	Continental TS790	68M	7.5x17	2 229 980	\$1,282.92	
	E46 330 models only## (not for use w/ TPMS)	non rdc	85 11 0 394 882	205/50R17 93H	Continental Extreme Contact	73	7x17	6 753 816	\$1,666.84	
Z4	E85/6 Z4 to 2006 w/o RDC- not M models	non rdc	85 11 0 394 884	225/50R16 92H	Goodyear Eagle Ultra Grip GW-3 ROF	104	7x16	6 758 189	\$1,488.60	
	E85/6 with RDC- not M models	rdc	36 11 0 421 677	225/45R17 94V	Bridgestone Blizzak LM25 RFT	105	8x17	6 771 255	\$2,155.88	

* Consult KSD2 for vehicle specific model applications/rim sizes. Steel or alloy rim mounted winter tires may not fit all models in every series.

PN 85 11 0 142 242 and 85 11 0 394 882 not for use on E46 330i models equipped with optional Tire Pressure Monitoring System.

** PNs 85 11 0 394 880/881 not for use with E46 M3 Competition Package.