

INTRODUCING THE ALL-NEW 2014 IMPALA



INTERACTIVE PDF

This material is not legally approved for use in any advertising. General Motors reserves the right, however, to make changes at any time, without notice, in materials, equipment, specifications, models and availability. Competitive vehicle information based on 2013/2014 models. Competitive information in this book gathered from sources published by competitive manufacturers. Copyright 2013 General Motors. All Rights Reserved. No portion of this work may be reproduced, rebroadcast or redistributed, in whole or in part, without the express written permission of General Motors. iPod is a registered trademark of Apple Inc.

**The 2014 Impala is more than just all-new.
It is a total reinvention of an iconic Chevrolet nameplate.**

INTRODUCING THE ALL-NEW **2014 IMPALA**

ALL-NEW OUTSIDE

- Head-turning styling with the new face of Chevrolet.
- 12% more aerodynamically efficient than the current model.
- 18" and 19" wheels are standard; 20" wheels available.

ALL-NEW INSIDE

- Refined, roomy and comfortable, with even more head and leg room.
- Premium materials and soft-touch surfaces.
- New premium features including electronic tilt/telescoping steering column control with memory, heated steering wheel, heated and ventilated front seats and Bose® surround sound.
- New available MyLink enhancements with 8" color touch-screen.¹
- Active Noise Cancellation.

ALL-NEW SAFETY

- 10 air bags.²
- 360° safety with new available front, side and rear safety features.

ALL-NEW DRIVING EXPERIENCE

- Longer wheelbase.
- Ultra-quiet cabin.
- Version of premium global platform used by Cadillac XTS.
- Precise rack-mounted electric power steering.
- Highway fuel economy ranging from an estimated 29 to 35³ mpg.
- 3.6L V6 and new 2.5L and 2.4L with eAssist power.

¹ MyLink functionality varies by model. Full functionality requires compatible Bluetooth and smartphone, and USB connectivity for some devices.

² Always use safety belts and the correct restraint for your child's age and size. Even in vehicles equipped with the Passenger Sensing System, children are safer when properly secured in a rear seat in the appropriate infant, child or booster seat. Never place a rear-facing infant restraint in the front seat of any vehicle equipped with a passenger air bag. See the Owner's Manual and the child safety seat instructions for more safety information.

³ EPA estimated mpg city/hwy 3.6L 19 city/29 hwy. 2.5L 21 city/31 hwy; 2.4L 25 city/35 hwy based on GM testing. Official EPA estimates not yet available for these models.





KEY PRODUCT FEATURES

The 2014 Impala is a contemporary full-size sedan with bold styling that complements its advanced technology and performance. The Impala's many advantages can be summarized into four feature categories.

EXPRESSIVE EXTERIOR STYLING

- Sleek proportions.
- Sculpted body sides.
- New standard 18" wheels and available 20" wheels (an Impala first).
- Projector beam headlamps (LS/LT) or HID headlamps and signature LED Daytime Running Lamps (LTZ).



MORE REFINED INTERIOR

- All-new roomy interior with flowing design and integrated center stack.
- Premium materials throughout, including high-quality fabric, sueded microfiber and perforated leather appointments.
- Available enhanced MyLink¹, which includes Bluetooth audio streaming and available navigation among many other features.
- A comprehensive package of sound-absorbing and sound suppressing materials makes Impala Chevrolet's quietest full-size sedan ever.
- Active Noise Cancellation standard on 2.5L models.

¹ MyLink functionality varies by model. Full functionality requires compatible Bluetooth and smartphone, and USB connectivity for some devices.

KEY PRODUCT FEATURES

EXHILARATING DRIVING EXPERIENCE

Three engines matched with 6-speed automatic transmissions:

- 3.6L V6 (305 hp).
- ECOTEC 2.5L 4-cylinder (196 hp).
- ECOTEC 2.4L with eAssist 4-cylinder (182 hp, 35 mpg highway).³
- Electric variable-assist steering system that helps save fuel by drawing energy only when the steering wheel is turned.
- Ride and handling that let drivers feel connected to the road.

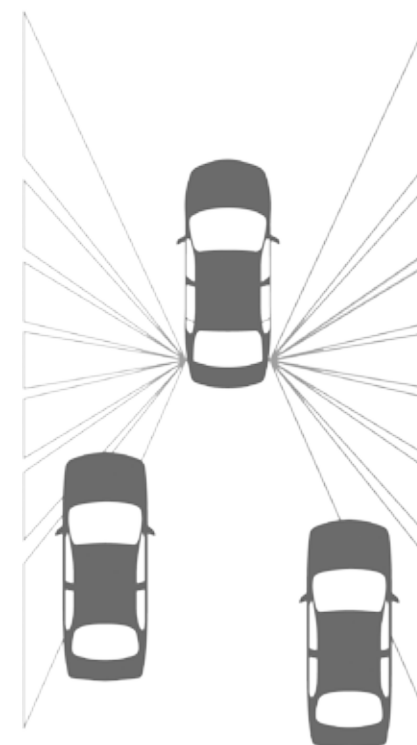
ADVANCED SAFETY FEATURES

Chevrolet Firsts

- Full-speed range Adaptive Cruise Control.
- Crash Imminent Braking.

Impala Firsts

- Forward Collision Alert.
- Lane Departure Warning.
- Side Blind Zone Alert.
- Rear Cross Traffic Alert.
- Rear Vision Camera.
- Rear Park Assist.
- 10 standard air bags.²



²Always use safety belts and the correct restraint for your child's age and size. Even in vehicles equipped with the Passenger Sensing System, children are safer when properly secured in a rear seat in the appropriate infant, child or booster seat. Never place a rear-facing infant restraint in the front seat of any vehicle equipped with a passenger air bag. See the Owner's Manual and the child safety seat instructions for more safety information.

³EPA estimated mpg city/hwy 3.6L 19 city/29 hwy. 2.5L 21 city/31 hwy; 2.4L 25 city/35 hwy based on GM testing. Official EPA estimates not yet available for these models.



EXTERIOR DESIGN & STYLING

Movie 1.1 Flagship



Movie 1.2 Impala Aerodynamics



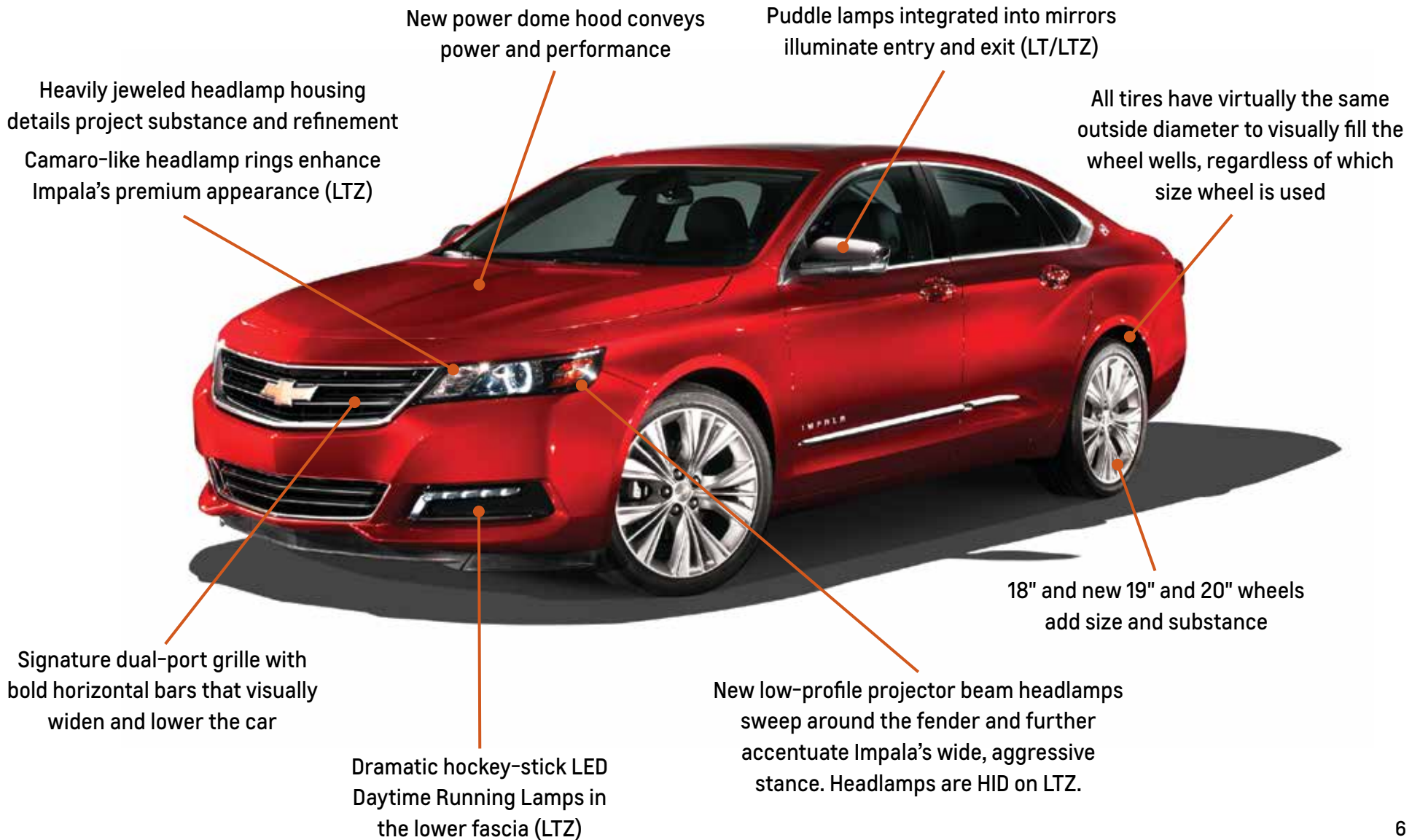
12% MORE EFFICIENT STYLING

The 2014 Impala has a 12% lower coefficient of drag than the 2013 Impala. In fact, the upcoming Impala Eco's 0.30 Cd is the same as the midsize Malibu Eco. This is remarkable for a full-size sedan and directly contributes to the new Impala's quiet cabin and high fuel economy.³ Some of the styling features that contribute to Impala's 0.30 Cd include:

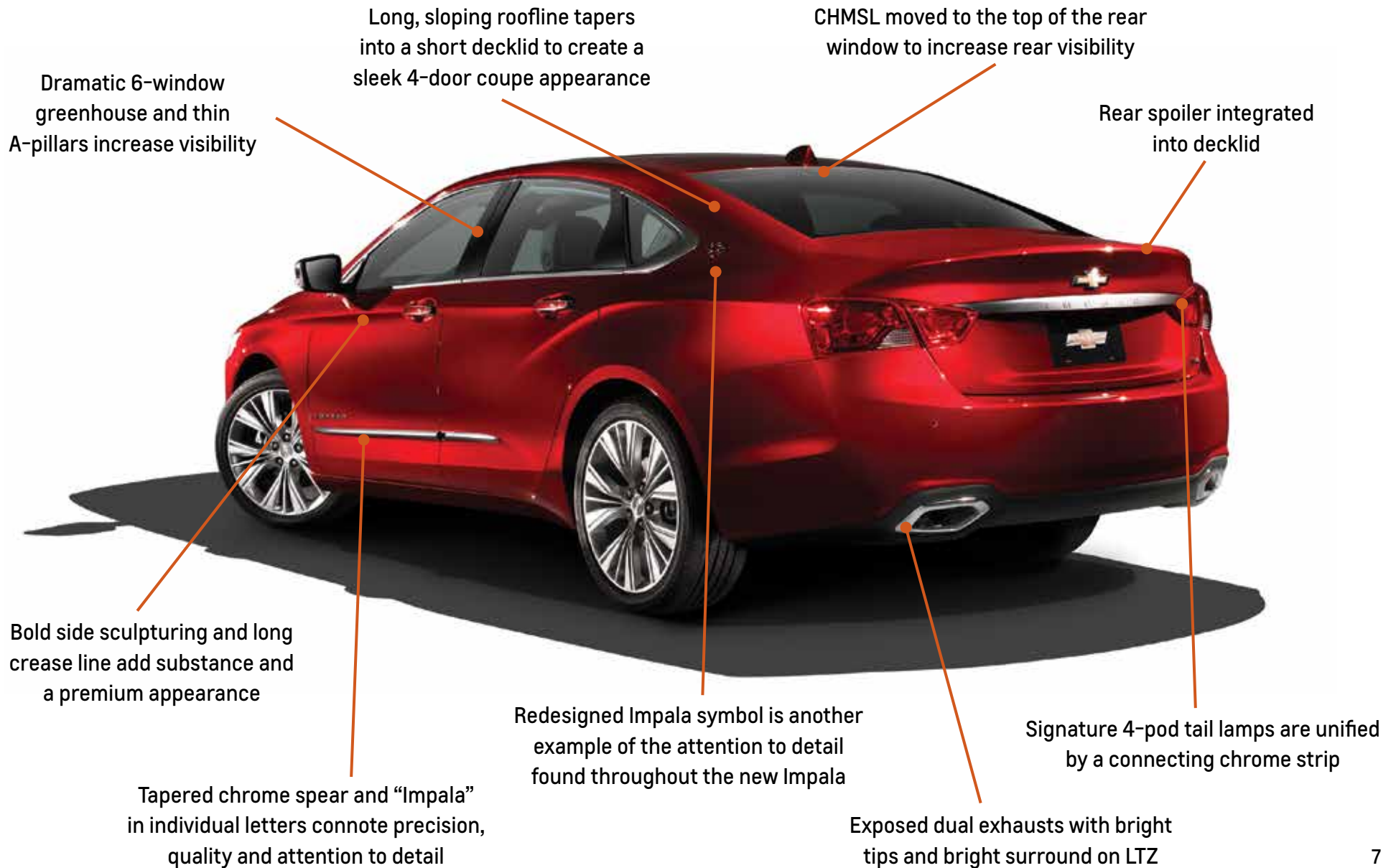
- Front air dam.
- Wind blockers in front of the tires.
- Long sloping roofline, short decklid.
- Wind-tunnel-tuned mirrors, tail lamps, rear decklid.

³EPA estimated mpg city/hwy 3.6L 19 city/29 hwy, 2.5L 21 city/31 hwy; 2.4L 25 city/35 hwy based on GM testing. Official EPA estimates not yet available for these models.

“Chevrolet has substantially upped the Impala’s game in its looks, features and quality.”
– Motor Trend



“It has overtones of Infiniti M...not bad company by any means.” – Car and Driver





INTERIOR DESIGN & COMFORT

SPACIOUS LOOK AND FEEL

- Signature dual-cockpit design. Instrument panel sides moved back for more room.
- Flowing design visually widens the cabin. 6-window greenhouse increases visibility, enhances feeling of spaciousness inside the cabin.

Movie 1.3 Spaciousness



EVEN MORE ROOM

- The new Impala has one more cubic foot of interior room than before. There is more head room, an additional 3.5" of front leg room and more than 2" more rear leg room. Trunk capacity is increased as well.

INTERIOR DESIGN & COMFORT



REFINEMENT YOU CAN SEE AND FEEL

- Premium soft-touch materials used throughout.
- Precise fit-and-finish.
- Ambient lighting illuminates controls, storage and door areas.
- Unifying decorative strip extends across IP and into doors. The strip's ambient bleed-through lighting is activated when headlamps are on, providing a dramatic interior presence during nighttime driving. Available on LT, standard on LTZ.
- Premium Cloth standard in LS.
- Premium Cloth with vinyl trim standard in LT. New sueded microfiber with vinyl trim and piping available in LT.
- New mini-perforated leather appointed seats with piping standard in LTZ.

REFINED, COMFORTABLE NEW SEATING

- Seat frames shared with Cadillac XTS.
- Same layered seat construction used in luxury cars. Layered construction provides more support and comfort as well as a premium feel to the seats.
- Front head restraints adjust up, down, forward and back for comfort without sacrificing safety (LT/LTZ).

NEW LEVELS OF LUXURY

- Dual-zone automatic climate control.
- Power-adjustable steering column with memory (available LTZ).
- Heated steering wheel (available LTZ).
- Heated and ventilated front seats (available LTZ).
- Rear head restraints fold down for better rear vision when back seat is empty (available LS, standard LT/LTZ).

THE COMFORT OF QUIETNESS

- The new Impala is made even more comfortable by its improved quietness. Read about it on the QRD page.

INTERIOR CONVENIENCE

CONVENIENCE CLOSE AT HAND

- Audio, phone and cruise controls on steering wheel.
- Easy-to-read 4" color DIC in instrument cluster.
- Large 8" color touch-screen included with enhanced MyLink¹ on LT/LTZ.
- USB port⁴ and auxiliary input jack in console and three auxiliary power outlets in or on center console in all models. LT and LTZ models add additional USB port and SD card reader in console, USB port behind 8" color touch-screen and available 110-volt power outlet at rear of console.
- Automatic on/off headlamps.
- Convenient electronic parking brake.
- Front and rear push-button reading lamps.
- Available Rearview Camera or Rear Parking Assist.
- Passive Keyless Entry and Keyless Push Button Start is available on LT, standard on LTZ.

STORAGE THROUGHOUT THE CABIN

- Lighted glove box.
- Bottle holders in all doors.
- Umbrella storage in front doors.
- Cup holders in center console and folding rear-center armrest.

Movie 1.4 Hidden Storage



- Lighted center console with removable bin.
- Cell phone storage in IP.
- Enclosed storage in IP (LT/LTZ).
- Map pockets in front seatbacks.
- Available hidden lockable storage behind power glide-up color touch-screen.

EXPANDED CARGO CAPACITY

- 18.8 cu. ft. trunk.
- Standard 60/40 split-folding rear seatback for additional cargo capacity.

¹ MyLink functionality varies by model. Full functionality requires compatible Bluetooth and smartphone, and USB connectivity for some devices.

⁴ Not compatible with all devices.



PERSONAL TECHNOLOGIES

The 2014 Impala is the most technologically advanced Impala ever. This includes new levels of convenience, connectivity and infotainment for drivers and passengers alike.

EVEN THE BASE AUDIO IS PREMIUM

- 100-watt amplifier.
- AM/FM stereo radio with single-disc CD/MP3 player.
- SiriusXM Radio⁵ with over 170 channels of entertainment. (3-month trial subscription. Visit siriusxm.com for more information).
- 4.2" color screen.
- Six speakers.
- Standard on LS.



THE UPLEVEL AUDIO ADDS

- MyLink¹ with enhancements and new 8" color touch-screen
- Timeshift function allows radio programming to be paused, recorded for up to 20 minutes and played back.
- Automatically switches to High Definition sound if the FM station is broadcasting in HD.
- Standard on LT, LTZ.

¹ MyLink functionality varies by model. Full functionality requires compatible Bluetooth and smartphone, and USB connectivity for some devices.

⁵ Subscriptions are continuous until you call Sirius XM to cancel. See SiriusXM™ Customer Agreement for complete terms at siriusxm.com. Other fees and taxes will apply. All fees and programming subject to change. XM satellite service is available.

PERSONAL TECHNOLOGIES

RADIO WITH NAVIGATION

- Adds GPS-based navigation to the MyLink radio.
- Directions shown on 8" color touch-screen for clarity and definition.
- 3D imaging provides detailed aerial views of cities.
- Hundreds of Points of Interest in addition to banks, gas stations, restaurants and more.
- SiriusXM™ NavTraffic provides detailed travel information to avoid construction, detours, traffic back-ups, etc.
- SiriusXM™ Travel Link delivers local weather, fuel prices and other information.
- Directions from Mapquest and other internet sites can be sent directly to the Impala's navigation system.
- Available on LT, LTZ.

BOSE® SURROUND SOUND SYSTEM

- Available with uplevel or navigation radios.
- 11 speakers provide authentic surround sound listening enjoyment.



ONSTAR® TURN-BY-TURN NAVIGATION

- Included with Directions & Connections Plan, service provides audible and visual directions while you drive.
- Standard on all models for six months. Learn more at onstar.com.

ONSTAR® MOBILE APP

- Remotely connects with the vehicle through iPhone or Android smartphones.
- Remotely activates OnStar® services wherever cell phone service is available: lock and unlock doors, activate horn and lights, etc.
- Requires OnStar® subscription and cell phone service area.



SIX LEVELS OF CONNECTIVITY

- Bluetooth⁷ – Enables hands-free phone operation and audio and video streaming.
- USB port⁴ – Plug in, play and control USB-compatible iPods, MP3 players and music files stored on a USB port through the Impala's audio system.
- SD card reader – Play and control files stored on an SD card through the Impala's audio system.
- Auxiliary input jack – Plug in and play iPods and MP3 players.
- Auxiliary power outlet – Plug in and operate laptops, video players and other devices with the suitable connection.
- 120-volt power outlet – Household-style outlet for operating and/or recharging a variety of devices including video games.

PERSONAL TECHNOLOGIES

ADAPTIVE REMOTE START

- Automatically starts the Impala from up to 200 feet away.
- Automatically turns on the climate control system and windshield and rear-window defrosters depending on weather and temperature.

Movie 1.5 “How Things Work” Adaptive Remote Start



⁷Go to gm.com/bluetooth to find out which phones are compatible with the vehicle.

⁴Not compatible with all devices.

PERSONAL TECHNOLOGIES

Movie 1.6 MyLink Customization



Movie 1.7 Theme Customization



NEW MYLINK¹ WITH ENHANCEMENTS

Impala's new available MyLink system retains the basics of the Malibu MyLink system and adds new features that provide expanded customization, enhanced control and even greater connectivity. Key enhancements include:

- Larger 8" color touch-screen.
- Control much like an iPad. You can flip through pages and grab and move icons.
- Customize the screen with any of four different themes that change the look of both the color touch-screen on the center stack and the 4.2" screen in the instrument cluster.

Movie 1.8 Touchscreen



¹MyLink functionality varies by model. Full functionality requires compatible Bluetooth and smartphone, and USB connectivity for some devices.

PERSONAL TECHNOLOGIES

Movie 1.9 Natural Voice Recognition



- You can create an App Bar that puts your favorite apps conveniently at the top or bottom of the screen.
- Natural Speech Recognition lets you tell the system what you want (“call home”) rather than having to memorize specific voice commands.
- Favorites let you store not just radio stations, but phone numbers, recorded songs and more. Up to 60 favorites can be stored and recalled.
- MyMedia can combine all of your music files from various media sources, eliminate duplicates and store them all in the MyLink system.
- Pair up to 10 Bluetooth devices⁷ phones; store up 3,500 phone numbers.

Movie 1.10 Favorites



Movie 1.11 MyMedia



⁷Go to gm.com/bluetooth to find out which phones are compatible with the vehicle.



POWER & PERFORMANCE

With both V6 and 4-cylinder power, the new Impala now offers a range of performance and fuel economy choices.

3.6L DOHC SIDI V6

- Familiar “LFX” V6 introduced in 2012 Impala.
- New chassis and engine mount enhancements increase durability, quietness and smoothness.
- 305 hp, 264 lb.-ft. torque.
- 0-60: 6.8 secs.
- Estimated 19 city/29 hwy mpg.⁸
- Availability: Q1 2013 in 2LT, 2LZ.

2.5L ECOTEC DOHC SIDI I4

- Enhanced version of 2.5L standard in Cadillac ATS and Malibu.
- New Intake Variable Valve Lift Control.
- New Active Noise Cancellation.
- 196 hp, 186 lb.-ft. torque.
- Estimated 21 city/31 highway mpg.⁹
- Availability: Q2 2013 in LS, 1LT, 1LZ.

2.4L ECOTEC DOHC SIDI I4 W/ EASSIST

- Same fuel-saving powertrain used in Malibu Eco.
- 182 hp, 172 lb.-ft. torque.
- Estimated 25 city/35 highway mpg.¹⁰
- Availability: Fall 2013.

⁸ EPA estimated mpg city/hwy: 3.6L 19/29.

⁹ Estimated mpg city/hwy: 2.5L 21/31 based on GM testing. Official EPA estimates not yet available.

¹⁰ Estimated mpg city/hwy: 2.4L 25/35 based on GM testing. Official EPA estimates not yet available.

POWER & PERFORMANCE

Movie 1.12 Intake Variable Valve Lift



NEW INTAKE VARIABLE VALVE LIFT

2-mode valve actuation technology that improves fuel economy,⁹ low-speed torque and peak power. This advanced technology is currently found only in Impala's 2.5L engine. It changes valve lift, duration and timing when opening intake and/or exhaust valves during engine operation.

When more power is needed, such as during acceleration, passing or high speeds, the **high-lift mode** brings more air into the cylinders for more power.

When less power is needed, such as during normal driving, the **low-lift mode** reduces throttling, which improves fuel economy.

Because the engine is operating more efficiently all of the time, fuel economy is improved. At the same time, both low-speed torque and peak power are maximized.

Intake Variable Valve Lift operation is seamless to the driver.

NEWEST-GENERATION 6-SPEED HYDRA-MATIC AUTOMATIC TRANSMISSIONS

- 6T70 standard in V6 models; 6T40 standard in 2.5L models.
- Driver Shift Control (DSC) allows you to manually shift gears.
- Automatic Grade Braking keeps the transmission in a lower gear when decelerating or coasting on a downgrade to help save brake wear.
- The Impala's transmissions provide full gear changes and full performance.

⁹ Estimated mpg city/hwy: 2.5L 21/31 based on GM testing. Official EPA estimates not yet available.

POWER & PERFORMANCE

ACTIVE NOISE CANCELLATION

On the 2.5L engine, this technology generates sound waves through the car's speakers that cancel low-frequency noise generated at between 1000 and 1500 rpm. Here's how it works:

- Three small microphones measure the amplitude and phase of the engine noise and relay it to the car's Active Noise Cancellation Module.
- To ensure that only unwanted engine noise is targeted (as opposed to the radio or passenger conversation), the module factors in engine speed and then calculates the target sound frequency to cancel.
- Module generates a sound wave with the same amplitude as the engine noise, but with an inverted phase.
- Sound wave is directed through the car's front-door speakers and rear subwoofer.
- The two sound waves are commingled and cancel out each other.





RIDE & HANDLING

The 2014 Impala rides on the same premium global platform as the Buick LaCrosse and Cadillac XTS.

STRONG, STIFF PLATFORM

- Impala's version of this premium global platform has new structural enhancements to optimize Impala's ride and handling. One example: Reinforced front strut towers improve steering and reduce noise and vibration.

Movie 1.13 Epsilon Platform



Movie 1.14 Benefits of Stiffness



NEW ELECTRIC BELT-DRIVEN RACK-MOUNTED POWER STEERING

- Compared to hydraulic systems, Impala's electric power steering is quieter (no power-robbing pump) and more fuel efficient (uses power only when you're turning).³
- Mounting the steering motor directly on the steering rack instead of on the column reduces compliance. This results in more direct steering response.

³EPA estimated mpg city hwy 3.6L 19 city/29 hwy; 2.5L 21 city/31 hwy; 2.4L 25 city/35 hwy based on GM testing. Official EPA estimates not yet available for these models.

RIDE & HANDLING

Movie 1.15 Rack-Mounted Power Steering



- Electric power steering has variable assist that allows assist to be reduced as vehicle speed increases and optimizes steering feel at all steering angles by using steering wheel torque inputs. This provides more steering control in all driving conditions.

FULLY INDEPENDENT SUSPENSION

- MacPherson strut front suspension, multilink rear suspension.
- New rebound springs inside the front struts:
 - Help control roll and weight transfer for flat, stable cornering.
 - Allow struts to be tuned for a smoother ride.

STABILITRAK STABILITY CONTROL SYSTEM

- Acts to reduce understeer and oversteer conditions to help the driver get back on the intended course.

TRACTION CONTROL

- Integrated with StabiliTrak.
- Provides traction when one or both of the front wheels begin to lose traction.

4-WHEEL DISC BRAKES

- New split, dual-circuit system with vented front and solid rear discs.
- Electronic Brakeforce Distribution (EBD) applies optimum braking force to all four wheels simultaneously. This provides maximum vehicle stability under heavy braking.
- Brake Assist adds braking pressure for shorter stops during emergency braking.

NEW LARGER WHEELS

- 19" ultra-bright alloy (standard 1LZ, 2LZ)
- 20" ultra-bright alloy (available 2LZ)
- 18" w/ cover (standard LS)
- 18" alloy (standard LT, Eco)
- 19" alloy (available LT)

SAFETY & SECURITY

The 2014 Impala is designed to be the safest Impala ever, with 10 air bags² and available new technologies to provide 360° safety.

SAFETY BEFORE

- **New controlled ride and precise handling** help you steer clear of accidents.
- **StabiliTrak, Traction Control and 4-wheel ABS** help provide control in most driving conditions.
- **Daytime Running Lamps** make the car more visible to pedestrians and other drivers.
- **Tire Pressure Monitoring System** messages on the DIC tell you when one or more tires are not properly inflated.
- **OnStar® Vehicle Diagnostics** give you monthly email updates for 6 months on engine, transmission and more.⁶
- **Available 360° Safety Zone**
 - **New available Full-Range Adaptive Cruise Control** uses radar in the grille to keep a pre-selected safe distance (one, two or three car lengths) between you and the car ahead. System works at all speeds and automatically slows or stops the car to maintain a safe distance. Operates as a normal cruise control when you pull out to pass or when there are no cars ahead of you.

Movie 1.16 Safety 360



- **New available Crash Imminent Braking** automatically applies the brakes to avoid a forward collision or reduce impact speed. This feature is included with the Full-Range Adaptive Cruise Control and operates whether the Adaptive Cruise Control is on or not.

²Always use safety belts and the correct restraint for your child's age and size. Even in vehicles equipped with the Passenger Sensing System, children are safer when properly secured in a rear seat in the appropriate infant, child or booster seat. Never place a rear-facing infant restraint in the front seat of any vehicle equipped with a passenger air bag. See the Owner's Manual and the child safety seat instructions for more safety information.

⁶Visit onstar.com for coverage map, details and system limitations. Services vary by model and conditions. OnStar® acts as a link to existing emergency service providers.

SAFETY & SECURITY

- **New available Forward Collision Alert** uses either a camera in the windshield or radar in the grille to monitor traffic ahead. Provides visual and audible alerts if you are closing too fast on a vehicle ahead.
- **New available Lane Departure Warning** uses camera or radar to scan the lines in the road ahead. Provides visual and audible warnings if you unintentionally drift out of your lane.
- **New available Side Blind Zone Alert** uses radar sensors in the rear side panels to cover a zone of about one lane wide and 16 feet back from the outside mirrors on both sides of the car. If vehicles are detected in these zones, a symbol illuminates in the outside mirrors. If you use your turn signals to indicate you are about to change into that lane, symbol flashes as a warning it is not safe to change lanes.
- **New available Rear Cross Traffic Alert.** When you're backing up, the radar sensors also detect crossing traffic up to 66 feet on either side. System provides visual and audible warnings of approaching traffic.



SAFETY DURING

- **10 air bags²** – Frontal, front side, front knee, side-curtain and rear side air bags are standard.
- **Strong safety cage** – Expanded use of high- and ultra high- strength steel builds a protective safety cage around the cabin.
- **3-point safety belts** – Provided at all five seating positions.
- **New lap belt pretensioners** – Front-seat shoulder harnesses as well as lap belts have pretensioners to hold occupants securely in place during a collision.
- **LATCH (Lower Anchors and Top Tethers for CHildren)** – Allow child safety seats to be securely attached in outside rear seating positions.
- **Pedestrian protection** – The 2014 Impala is designed to reduce the chance of a secondary collision between the pedestrian and car's engine block in a car/pedestrian collision.

SAFETY AFTER

- **OnStar[®] Automatic Crash Response** – Included in Impala's standard 6-month OnStar[®] Directions & Connection service plan. In a crash, an OnStar[®] Service Advisor can be immediately connected into the car to see if you need help sent to your exact location—even if you can't respond.

²Always use safety belts and the correct restraint for your child's age and size. Even in vehicles equipped with the Passenger Sensing System, children are safer when properly secured in a rear seat in the appropriate infant, child or booster seat. Never place a rear-facing infant restraint in the front seat of any vehicle equipped with a passenger air bag. See the Owner's Manual and the child safety seat instructions for more safety information.



QUALITY, RELIABILITY & DURABILITY

The 2014 Impala is also the quietest Impala ever.

- **Efficient aerodynamics** result in a low 0.30 Cd to reduce wind noise.
- **Acoustic laminated glass** in the windshield and front side windows further block wind and outside noise.
- **Triple-sealed doors** fully seal the doors to reduce noise coming into the car.
- **Acoustic-perimeter water deflectors**, typically found only in luxury cars, further seal all four doors.
- Acoustic baffles between the inner and outer rear panels block road noise coming into the cabin.
- Floor pan sound deadeners block and absorb road noise.
- Active Noise Cancellation cancels out certain low frequency noise in 2.5L models. See Power & Performance for an explanation.

QUALITY YOU CAN SEE AND TOUCH

- Premium-car quality is evident in Impala's precise fit-and-finish, level of refinement and premium soft-touch materials.
- DuraLife brake rotors are another visible example of quality. Treated with a Ferritic Nitro Carburizing process, this GM-exclusive feature results in:
 - Corrosion-resistant brake rotors that stay shiny and new-looking.
 - No brake shudder due to rust build-up on the rotors.
 - Increased rotor life over ordinary rotors.

OWNER PEACE OF MIND

- 3-year/36,000-mile bumper-to-bumper limited warranty coverage.¹⁰
- 5-year/100,000-mile limited powertrain warranty.¹⁰
- 6-year/100,000-mile rust-through warranty.¹⁰
- 5-year/100,000-mile emergency roadside assistance and courtesy transportation.

¹⁰Whichever comes first. See dealer for details.