



Preproduction vehicles shown throughout. Available summer 2014.



# THE ALL-NEW 2015 TRANSIT

DESIGNED AND ENGINEERED FOR WORK



PRODUCT INFORMATION BOOK

# ////// MORE CHOICES, MORE CAPABILITY AND MORE FEATURES FOR YOUR CUSTOMERS



The all-new 2015 Transit is ready to change the full-size commercial van market. Because Transit comes from America's leader in full-size vans, it's been engineered specifically for business owners who want a Built Ford Tough® vehicle with the capability and configurability to meet their needs. Available in Van, Wagon, Chassis Cab and Cutaway models with three lengths, three roof heights, two wheelbases (for vans and wagons) and multiple upfit choices, the all-new Transit can be configured to suit almost any job that needs a commercial vehicle.

This Product Information Book is designed to help you understand all that the all-new Transit has to offer, so you can lead more customers to a smart purchase decision. Read on to learn more.



## WHAT'S INSIDE

Introduction	02
Configurations and Flexibility	04
Exterior Styling	06
Quality, Reliability and Durability	08
Interior Choices	10

Power and Efficiency	12
Payload and Towing	14
Smart Technology	16
Safety and Security	18
Van/Wagon XL and Wagon XLT Standard Equipment	20

Van/Wagon Available Equipment	22
Van/Wagon XL and Wagon XLT Available Equipment	23
Packages	26
Personal Preferences	28
Specifications	30

# THE TOP 10 “WHY BUYS”



- 1 Multiple configurations with three roof heights and three lengths
- 2 Impressive cargo volume and payload capacities
- 3 From 8- to 15-passenger Wagon configurations
- 4 Three engines to match various power, efficiency and fuel needs
- 5 Meets Built Ford Tough® durability standards
- 6 Extensive dealership service network
- 7 Customizable for specific business needs
- 8 Advanced technology features
- 9 Driver-focused, modern interior
- 10 High level of safety and security



## ADVANTAGE TRANSIT

- ✓ 58 wheelbase, length and roof height configurations
- ✓ 15-passenger Wagon also includes ample cargo space behind the rearmost seat
- ✓ Maximum payload: 4,650 lbs. (Van)<sup>(1)</sup>
- ✓ Several alternative fuel options
- ✓ Crew Chief,™ Center Aisle, trailer sway control and 10-way power driver seat
- ✓ **Best-in-class**<sup>(2)</sup> maximum gas torque rating of 400 lb.-ft. @ 2250 rpm when equipped with the available 3.5L EcoBoost® V6 engine
- ✓ High roof Van has **best-in-class**<sup>(2)</sup> maximum cargo height of 81.5 inches
- ✓ High roof Van has **best-in-class**<sup>(2)</sup> maximum rear cargo door opening height of 74.3 inches

(1) Ford preliminary data. Numbers may change in the future.

(2) Class is Full-Size Vans.

## CHASSIS CAB AND CUTAWAY

The 2015 Transit line also includes a new Chassis Cab and a Cutaway model with direct cab-to-body access for fleet and commercial customers.

Both Chassis Cab and Cutaway models offer three wheelbases accommodating a wide range of body types and sizes.

Model Lineup: Transit-250, -350 and -350HD













- Low roof height: 87.3 inches
- Three wheelbases: 138 inches, 156 inches or 178 inches

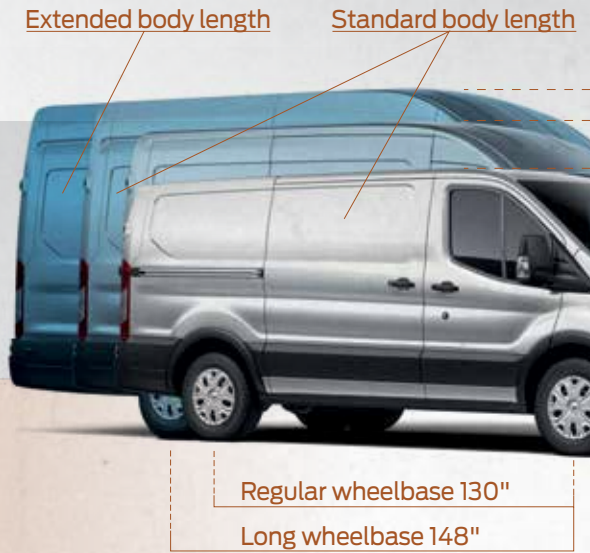
See the Dealer Ordering Guide for more information.



# CONFIGURATIONS AND FLEXIBILITY

With 58 body codes (including Cutaway and Chassis Cab), the all-new 2015 Transit gives you the opportunity to sell to a variety of customers. Available in one Van and two Wagon models, Transit is offered in three body lengths, two wheelbases and three roof height choices. That means there's a configuration available for your customers' specific needs.

		WHEELBASE/LENGTH			ENGINE AVAILABILITY			
		130" WHEELBASE <b>REGULAR</b> 8-/10-PERSON WAGON	148" WHEELBASE <b>LONG</b> 12-/15-PERSON WAGON	148" WHEELBASE <b>EXTENDED LENGTH</b> 15-PERSON WAGON				
VAN CARGO LENGTH (FLOOR/BELT)		10'5"/9'6"	11'9"/11'1"	14'3"/13'5"				
ROOF HEIGHT	LOW ROOF	VAN				<ul style="list-style-type: none"> <li>3.7L Ti-VCT V6 Engine (Standard)</li> <li>3.5L EcoBoost® V6 (Available)</li> <li>3.2L Power Stroke® I-5 Diesel (Available, except for Transit-150 Wagon or Transit-350 LWB Van)</li> </ul>		
		WAGON						
	MEDIUM ROOF	VAN					<ul style="list-style-type: none"> <li>3.7L Ti-VCT V6 Engine (Standard)</li> <li>3.5L EcoBoost V6 (Available)</li> <li>3.2L Power Stroke I-5 Diesel (Available, except for Transit-150 Wagon or Transit-350 LWB Van)</li> </ul>	
		WAGON						
	HIGH ROOF	VAN						<ul style="list-style-type: none"> <li>3.7L Ti-VCT V6 Engine (Standard on all SRW models, NA on DRW Vans and Wagons)</li> <li>3.5L EcoBoost V6 (Standard on all DRW Vans and Wagons, available on SRW Vans and Wagons)</li> <li>3.2L Power Stroke I-5 Diesel (Available, except for Transit-350 LWB Van and Transit-350 LWB EL Wagon)</li> </ul>
		WAGON						
	REAR DOORS		50/50 hinged, 180-degree opening	50/50 hinged, 270-degree opening	50/50 hinged, 270-degree opening			



### Roof Heights

**High roof**  
 Vehicle max. height: 110.1"  
 Interior cargo height:  
 77.0" Wagon/81.5" Van

**Medium roof**  
 Vehicle max. height: 100.8"  
 Interior cargo height:  
 67.6" Wagon/72.0" Van

**Low roof**  
 Vehicle max. height: 83.6"  
 Interior cargo height:  
 52.8" Wagon/56.9" Van

## GET YOUR CUSTOMERS TO THE COMBINATOR

The Combinator is a digital tool on **ford.com** to help your customers build the exact Transit they need. It provides a virtual build by matching one of four body styles to the available wheelbase and roof heights. Plus, it lets customers choose from one of the 10 exterior colors.



### transitbodydecoder.com

With 58 body codes available for Transit, the new Transit Body Decoder helps you build the perfect model for your customers. To determine the proper body code, all you have to do is ask your customer a few questions. The system automatically reduces the number of body codes, then eliminates what cannot be built.

Max. high roof height: 110.1"

Max. medium roof height: 100.8"

Max. low roof height: 83.6"



# EXTERIOR STYLING

The all-new 2015 Transit has a great-looking energy-in-motion exterior design with a Built Ford Tough® appearance, plus these features:

- Passenger-side 60/40 hinged cargo doors are standard on low roof models
- Passenger-side sliding doors are standard on medium and high roof models
- Dual sliding doors are available on medium and high roof Van models (late availability)
- Rear-hinged 50/50 cargo doors with a 180-degree opening are standard on 130-inch WB models
- On 148-inch WB models, rear cargo doors have a 270-degree opening



# TRANSIT

# XL

## Transit Van and Wagon XL include:

- Molded-in-black front and rear bumpers with a front lower valence and rear integral step
- Black grille surround
- Black bodyside moldings
- Black headlamp trim
- Manual short-arm mirrors
- Variable-intermittent windshield wipers



2015 TRANSIT LWB VAN



# XLT

## Wagon XLT adds or replaces these features from XL:

- Chrome grille with chrome surround
- Chrome headlamp trim
- Autolamp headlamps



2015 TRANSIT LWB WAGON XLT



# QUALITY, RELIABILITY AND DURABILITY

The all-new 2015 Transit continues our long tradition of being the vans and wagons that businesses depend on. In fact, 148 prototype 2015 Transit vehicles were built and 215 validation tests were conducted to make sure it met Built Ford Tough® standards. As part of its design, a state-of-the-art unibody structure provides exceptional strength without the extra weight of a full frame. And high-strength and ultra-high-strength steels are used in structural components, as well as in panels, for excellent durability.



## BUILT FORD TOUGH FEATURES IN TRANSIT

### QUALITY

#### Structural Durability

- Real-world testing simulated 250,000 miles over the toughest grades in temperatures ranging from -40 degrees to 130 degrees F
- Structural testing attempts to simulate potential quality issues before they happen to customers

#### Engine Durability

##### 3.5L EcoBoost® V6 testing:

- Start-up tests with a variety of fuels and conditions ranging from -40 degrees to 110 degrees F
- Peak power testing for hundreds of hours to ensure durability and reliability goals are met




##### 3.2L Power Stroke® I-5 diesel testing:

- 250,000-mile durability testing includes 1,200 hours at peak torque to test the strength of the engine's internal rotating parts
- Thermal cycle testing stresses the cylinder head gaskets, engine sealing and cooling system connections





## RELIABILITY

- **Easy Maintenance** — oil coolers that extend oil life and piston-cooling jets that help reduce engine wear
- **Intelligent Oil-Life Monitor®** — calculates the oil change service interval based on actual vehicle use and operating conditions 
- **Fail-Safe Engine Cooling System** — helps protect engine from potential damage due to coolant loss 
- **24-Hour Roadside Assistance** 

## WARRANTIES

### New Vehicle Warranty

- 3-year/36,000-mile Bumper-to-Bumper; no deductible
- 5-year/60,000-mile Powertrain Limited Warranty
- 5-year/unlimited mileage corrosion perforation

### 5-year/60,000-mile Powertrain Limited Warranty

- 5 years or 60,000 miles, whichever comes first
  - That's an additional 2 years/24,000 miles of coverage beyond the Bumper-to-Bumper coverage for components such as the engine, transmission and front- or rear-wheel-drive parts

### Power Stroke® Diesel Engine Warranty

- Lasts for 5 years or 100,000 miles, whichever occurs first, on certain Power Stroke-specific powertrain components



# INTERIOR CHOICES

We designed the all-new Transit with flexibility firmly in mind. Its interior is completely customizable, giving Wagon owners a wide range of seating choices to accommodate both cargo and people. Materials and finishes provide a car-like feel to the interior to combine with commercial durability. A driver-focused instrument panel offers ergonomically designed gauges and controls. And the Power Equipment Group (power door locks, windows and Remote Keyless Entry System) and rear air conditioning are standard on most Wagon configurations.

## SEATING

While Van models offer 2-passenger seating, Wagon models have 4 seating choices:

- 8-passenger seating with standard regular wheelbase
- 10-passenger seating with available regular wheelbase
- 12-passenger seating with standard long wheelbase
- 15-passenger seating available with long wheelbase and standard with long wheelbase extended length

## ENGINEERED FOR UPFITTING

Transit Van was developed for easy upfitting of racks, bins, shelving and transporting cargo. Visit the Racks and Bins Configurator on [transitupfits.com](http://transitupfits.com) so you can help your customers select the right equipment.



## VAN STORAGE

Transit has convenient storage for passengers' personal items.

- An overhead umbrella console can accommodate maps, umbrellas and more
- A mini overhead console on low-roof models can fit small items like a mobile phone, notepads, etc.

## VAN AND WAGON CARGO CAPACITIES

### CARGO DIMENSIONS<sup>(1)</sup> — Van/Wagon

CONFIGURATION	Low Roof RWB	Med. Roof RWB	Low Roof LWB	Med. Roof LWB	High Roof LWB	High Roof LWB EL (SRW)	High Roof LWB EL (DRW Van)
<b>Description (in.)</b>	Van/Wagon	Van/Wagon	Van/Wagon	Van/Wagon	Van/Wagon	Van/Wagon	Van/Wagon
Cargo Length Front, Behind 1st-row Seats (at Floor) <sup>(2)</sup>	126.0/124.0	126.0/124.0	143.7/141.7	143.7/141.7	143.7/141.7	172.2/170.2	172.2/170.2
Cargo Length Front (at Belt) <sup>(3)</sup>	115.9/115.1	115.9/115.1	133.6/132.8	133.6/132.8	133.6/132.8	162.0/161.3	162.0/161.3
Cargo Width Between Wheelhouses	54.8/53.7	54.8/53.7	54.8/53.7	54.8/53.7	54.8/53.7	54.8/53.7	45.4/53.7
Cargo Height Maximum	56.9/52.8 <sup>(4)</sup> / 67.6 <sup>(5)</sup>	72.0/67.6	56.9/52.8	72.0/67.6	81.5/77.0	81.5/77.0	81.5/77.0

(1) Preliminary dimensions.

(2) Measured from bottom of seat.

(3) Measured from middle of seat back.

(4) 8-passenger Wagon.

(5) 10-passenger Wagon.

### PASSENGER/CARGO VOLUME<sup>(1)</sup> — Van/Wagon

CONFIGURATION	Low Roof RWB	Med. Roof RWB	Low Roof LWB	Med. Roof LWB	High Roof LWB	High Roof LWB EL
<b>Description (cu. ft.)</b>	Van/Wagon	Van/Wagon	Van/Wagon	Van/Wagon	Van/Wagon	Van/Wagon
Passengers	2/8-10	2/8-10	2/12-15	2/12-15	2/12-15	2/15
Rows of Seats	1/3-4	1/3-4	1/4-5	1/4-5	1/4-5	1/5
Cargo Volume Behind 1st Row	246.7/224.5 <sup>(2)</sup>	315.2/292.7	277.7/256.4	357.1/336.1	404.3/382.6	487.3 <sup>(3)</sup> / 461.9
Cargo Volume Behind 2nd Row	—/151.8	—/197.9	—/183.0	—/239.8	—/273.0	—/349.6
Cargo Volume Behind 3rd Row	—/94.2	—/125.0	—/124.5	—/166.9	—/190.0	—/266.6
Cargo Volume Behind 4th Row	—/39.1 <sup>(4)</sup>	—/51.8 <sup>(4)</sup>	—/70.1	—/93.9	—/107.0	—/184.0
Cargo Volume Behind 5th Row	—/—	—/—	—/NA	—/NA	—/NA	—/100.5
Cargo Volume w/Front-passenger Seat Removed <sup>(5)</sup>	285.0/—	363.8/—	316.1/—	405.6/—	459.2/—	542.2/—

— = Not available      NA = Not applicable

(1) Preliminary dimensions.

(2) 8-passenger Wagon.

(3) SRW models. Less incremental wheel well width for DRW.

(4) 10-passenger Wagon.

(5) Van only.

# POWER AND EFFICIENCY

The all-new Transit has the power business owners need with three available engines that deliver. Each engine is paired with a 6-speed automatic transmission with SelectShift® capability.



## 3.7L Ti-VCT V6 KEY FEATURES

- 275 horsepower @ 6000 rpm<sup>(1)</sup>
- 260 lb.-ft. of torque @ 4000 rpm<sup>(1)</sup>
- Available CNG/LPG Gaseous Engine Prep Package
- Flex-fuel (E85) capable on SRW models
- Strong, yet lightweight, die-cast aluminum block
- Dual overhead camshaft (DOHC) lightweight aluminum cylinder heads with four valves per cylinder
- Matched with a 6-speed automatic transmission with SelectShift capability
- Aluminum engine block and cylinder heads help to reduce weight and add fuel efficiency
- Piston-cooling jets help improve oil warm-up and cooling and help maintain cooler piston temperatures
- Forged-steel, fully counterweighted crankshaft for strength and durability
- Twin independent variable camshaft timing (Ti-VCT)

## 3.5L ECOBOOST® V6 WITH TI-VCT KEY FEATURES

- 320 horsepower @ 5000 rpm<sup>(1)(2)</sup>
- Best-in-class<sup>(3)</sup> gas torque rating of 400 lb.-ft. @ 2250 rpm<sup>(1)(2)</sup>
- Dual overhead camshaft (DOHC) lightweight aluminum cylinder heads with four valves per cylinder and direct-acting mechanical valvetrain
- Matched with a 6-speed automatic transmission with SelectShift capability
- Die-cast aluminum engine block is strong, yet lightweight
- Enhanced cooling system helps improve engine coolant flow
- Piston-cooling jets help improve oil warm-up and cooling and help maintain cooler piston temperatures
- Forged-steel, fully counterweighted crankshaft for strength and durability
- Twin independent variable camshaft timing (Ti-VCT)
- Gasoline direct injection



<sup>(1)</sup> Ford preliminary data. Numbers may change in the future.

<sup>(2)</sup> Figures achieved using 93-octane premium unleaded fuel.

<sup>(3)</sup> Class is Full-Size Vans.

### 3.2L POWER STROKE® I-5 DIESEL

- 185 horsepower @ 3000 rpm<sup>(1)</sup>
- 350 lb.-ft. of torque @ 1500-2750 rpm<sup>(1)</sup>
- Capable of operating on B20 biodiesel fuel
- Durable, rigid sand-cast gray iron cylinder block
- Aluminum cylinder head with dual overhead cams and four cams per cylinder
- Cast-aluminum, low-friction coated pistons with piston-cooling jets
- Matched with a 6-speed automatic transmission with SelectShift® capability



Thanks to the broad, flat torque curve of the EcoBoost® engine, drivers feel an immediate response when stepping on the accelerator. This is caused by:

- Turbocharging — uses otherwise wasted energy from the engine’s exhaust to rotate a turbine wheel, allowing the engine to breathe in additional air, since more air is forced into the intake
- Direct injection — injects fuel directly into the combustion chamber of each cylinder to supply a higher compression ratio, helping enhance engine performance and reduce fuel consumption

### 6-SPEED AUTOMATIC TRANSMISSION WITH SELECTSHIFT CAPABILITY

- Features a low first gear to get loads moving efficiently
- An overdrive gear enhances efficiency at highway speeds
- Includes Manual Mode that allows the driver to manually upshift or downshift the transmission without using a clutch
- Progressive Range Select allows the driver to reduce the range of available transmission gears while operating in Drive mode to limit the number of gears available for road and load conditions

ENGINE SELECTION	3.7L Ti-VCT FFV V6	3.2L Power Stroke I-5 Diesel	3.5L EcoBoost V6
<b>AVAILABILITY</b>	<ul style="list-style-type: none"> <li>▪ Standard on all SRW models</li> <li>▪ NA on DRW Vans and Wagons</li> </ul>	Available <sup>(2)</sup>	<ul style="list-style-type: none"> <li>▪ Standard on all DRW Vans and Wagons</li> <li>▪ Available on all other Van and Wagon models</li> </ul>
<b>TRANSMISSION</b>	6-speed automatic with SelectShift capability		
<b>ALTERNATIVE FUEL CAPABILITY</b>	<ul style="list-style-type: none"> <li>▪ E85 flex-fuel<sup>(3)</sup></li> <li>▪ Available CNG/LPG (Compressed Natural Gas/Liquefied Petroleum Gas) Gaseous Engine Prep Package</li> </ul>	B20 biodiesel	—

(1) Ford preliminary data. Numbers may change in the future.

(2) Not available on Transit-150 Wagon and Transit-350 LWB Van.

(3) Not available on DRW models.

# PAYLOAD AND TOWING

The all-new Transit is Built Ford Tough®, which means it can handle the big jobs with its cargo-hauling and towing capabilities. The following charts will help your customers choose the right Transit model based on their payload and Gross Vehicle Weight Rating (GVWR) needs. And, if your customers need even more GVWR capability, remind them that the E-Series is still available.

## VAN PAYLOAD CAPACITIES

SERIES	WHEELBASE/INCHES	MAXIMUM PAYLOAD (LBS.) <sup>(1)</sup> (3.7L/3.5L/3.2L)	GVWR (LBS.)
150 SRW — Low Roof	Regular/130"	3,600/3,550/3,220	8,600
150 SRW — Low Roof	Long/148"	3,490/3,440/3,060	8,600
250 SRW — Low Roof	Regular/130"	4,000/3,950/3,620	9,000
250 SRW — Low Roof	Long/148"	3,890/3,840/3,460	9,000
350 SRW — Low Roof	Long/148"	4,390/4,340/—	9,500
150 SRW — Medium Roof	Regular/130"	3,540/3,470/3,100	8,600
150 SRW — Medium Roof	Long/148"	3,440/3,370/2,990	8,600
250 SRW — Medium Roof	Regular/130"	3,940/3,870/3,500	9,000
250 SRW — Medium Roof	Long/148"	3,840/3,770/3,390	9,000
350 SRW — Medium Roof	Long/148"	4,340/4,270/—	9,500
250 SRW — High Roof	Long/148"	3,780/3,700/3,310	9,000
250 SRW — High Roof	Long EL/148"	3,500/3,430/3,060	9,000
350 SRW — High Roof	Long/148"	4,280/4,200/—	9,500
350 SRW — High Roof	Long EL/148"	4,000/3,930/3,560	9,500
350HD DRW — High Roof	Long EL/148"	—/4,240/3,870	9,950
350HD DRW — High Roof	Long EL/148"	—/4,650/4,280	10,360

<sup>(1)</sup> Ford preliminary data. Numbers may change in the future.



## WAGON PAYLOAD CAPACITIES

SERIES	WHEELBASE/ INCHES	MAXIMUM PAYLOAD (LBS.) <sup>(1)</sup> (3.7L/3.5L/3.2L)	BASE CURB WEIGHT (LBS.) (3.7L/3.5L/3.2L)	GVWR (LBS.)
150 SRW – Low Roof	Regular/130"	2,980/2,930/–	5,510/5,560/–	8,550
150 SRW – Low Roof	Regular/130"	2,880/2,830/–	5,610/5,660/–	8,550
350 SRW – Low Roof	Long/148"	2,730/2,680/2,420	5,760/5,810/6,060	8,550
350 SRW – Low Roof	Long/148"	2,900/2,850/–	6,034/6,084/–	9,000
350 SRW – Low Roof	Long/148"	–/–/2,850	–/–/6,334	9,250
150 SRW – Medium Roof	Regular/130"	2,920/2,870/–	5,568/5,618/–	8,550
150 SRW – Medium Roof	Regular/130"	2,820/2,770/–	5,668/5,718/–	8,550
350 SRW – Medium Roof	Long/148"	2,670/2,620/2,370	5,818/5,868/6,118	8,550
350 SRW – Medium Roof	Long/148"	2,840/2,790/–	6,092/6,142/–	9,000
350 SRW – Medium Roof	Long/148"	–/–/2,790	–/–/6,392	9,250
350 SRW – High Roof	Long/148"	2,600/2,550/2,330	5,888/5,938/6,158	8,550
350 SRW – High Roof	Long/148"	2,810/2,760/–	6,124/6,174/–	9,000
350 SRW – High Roof	Long/148"	–/–/2,750	–/–/6,432	9,250
350HD DRW – High Roof	Long EL/ 148"	–/3,710/3,340	–/6,577/6,941	10,360

## MAXIMUM TOWING CAPACITIES

ENGINE	MODEL	WHEELBASE <sup>(2)</sup> (IN.)	REAR AXLE RATIO (:1)	GCWR (LBS.)	MAX. TRAILER TOWING <sup>(1)(3)</sup> (LBS.)
3.7L Ti-VCT V6	Van	130	3.73/4.10	10,800/12,125	5,500/6,800
		148			5,400/6,700
	Wagon	130	3.73/4.10	10,800/11,200	4,700/5,100
		148			4,500/4,900
3.5L EcoBoost® V6	Van	130	3.31/3.73	11,200/12,600	5,900/7,300
		148			5,800/7,200
		148 DRW		11,200/13,000	5,200/7,000
	Wagon	130	3.31/3.73	11,200/11,200	5,100/5,100
		148			4,800/4,800
		148 DRW	3.73/4.10		4,100/4,100
3.2L I-5 Diesel	Van	130	3.31/3.73	10,600/12,000	4,700/7,600
		148			4,600/7,500
		148 DRW			4,000/6,900
	Wagon	148	3.31/3.73	10,600/11,200	4,000/4,600
		148 DRW			3,100/3,700

(1) Ford preliminary data. Numbers may change in the future.

(2) Single rear wheel (SRW) vehicles unless otherwise noted.

(3) When properly equipped.

NOTE: Refer to the latest Dealer Ordering Guide or RV & Trailer Towing Guide for details.

# SMART TECHNOLOGY

Technology continues to change, especially with how it affects business. Your customers will appreciate how the all-new 2015 Transit keeps them informed, connected and entertained.

## AVAILABLE LCD PRODUCTIVITY SCREEN

This 4-inch color LCD screen is located in the center of the instrument cluster to provide the driver with key vehicle information: fuel economy, towing information, driver assist setting and MyKey® programming.

## AVAILABLE CREW CHIEF™ POWERED BY TELOGIS®

Crew Chief can help business owners monitor their vehicles by using GPS (when cell service is available) and providing this important data:

- Vehicle performance data, fuel consumption, trouble codes, service required notifications, driver performance data, excessive speed or idling information, historical use analysis and much more
- A one-year subscription to Crew Chief is included (late availability for Wagon)

## AVAILABLE SYNC® AND SYNC WITH MYFORD TOUCH®

SYNC is the voice-activated in-vehicle communications and entertainment system<sup>(1)</sup> for Bluetooth<sup>® (2)</sup>-enabled mobile phones. It offers voice-activated, hands-free calling and voice-activated control of most MP3-style media players via a flush-mounted microphone in the headliner. A five-way control pad on the steering wheel also allows for simple menu navigation and selection.

SYNC with MyFord Touch provides a way to connect drivers to an assortment of in-vehicle technologies through voice commands. It includes a six-inch MyFord Touch color LCD screen in the center stack that displays:

- Audio/Media
- SYNC Services/navigation functions (if equipped)
- Mobile phone
- Climate control functions



<sup>(1)</sup> Driving while distracted can result in loss of vehicle control. Only use mobile phones and other devices, even with voice commands, when it is safe to do so. Not all features are compatible with all phones.

<sup>(2)</sup> The Bluetooth word mark is a registered trademark of the Bluetooth SIG, Inc.



## AVAILABLE MYKEY®

- Allows the owner to assign separate keys for additional drivers, all coded to enforce specific driving restrictions
- Limits vehicle functions and gives warning alerts at preselected speeds
- Mutes the radio until safety belts are fastened

## AVAILABLE REAR VIEW CAMERA WITH TRAILER HITCH ASSIST

- Provides added convenience when backing up, especially when towing a trailer or parking
- Automatically engages when the vehicle is put in Reverse

## AVAILABLE VOICE-ACTIVATED NAVIGATION SYSTEM

- Recognizes certain voice commands to function hands-free
- Along with the MyFord Touch® LCD screen, it provides turn-by-turn street addresses, points of interest, freeway entrances/exits, route guidance and more with voice commands

## AVAILABLE LANE-KEEPING ALERT WITH DRIVER ALERT

- Uses a forward-looking camera to identify road markings and track the lane the vehicle is traveling in
- If the vehicle starts to veer and the turn signal hasn't been activated, it alerts the driver with a vibration through the steering wheel, an audible chime and visual warning in the Message Center



4" LCD PRODUCTIVITY SCREEN



REAR VIEW CAMERA



VOICE-ACTIVATED NAVIGATION CONTROLS



LANE-KEEPING CONTROL LEVER


# SAFETY AND SECURITY

Transit provides peace of mind for owners with a high level of safety and security features you can see — and can't see — while they're on the job.



## SAFETY CANOPY® SYSTEM WITH ROLLOVER SENSOR

This system is designed to provide head protection for all outboard seating positions. Located in the roof side rail behind the headliner, the side-curtain airbags deploy downward and outward toward the side-window opening to protect the heads of outboard passengers (Wagon only).



## FOUR-WHEEL ANTI-LOCK BRAKING SYSTEM

Four-Wheel Anti-Lock Brakes help drivers maintain steering control in emergency or hard-braking situations. The feature electronically “pumps” the brakes several times per second when the computer-controlled sensors indicate wheel lockup.



## ADVANCETRAC® WITH RSC® (ROLL STABILITY CONTROL™)(1)

This system helps the driver maintain vehicle stability in adverse driving situations or when making evasive maneuvers on slippery pavement. Using the Anti-Lock Braking System (ABS) and traction control components, AdvanceTrac monitors the vehicle's cornering behavior and automatically makes braking and throttle adjustments to help maintain control whenever it detects wheelslip, understeer, oversteer and roll motion.



## FUEL FILLER DOOR

To prevent fuel from being stolen or tampered with, the door to the fuel tank is located on the inside of the driver-side door behind a latch.



(1) Remember that even advanced technology cannot overcome the laws of physics. It's always possible to lose control of a vehicle due to inappropriate driver input for the conditions.

## FORD PERSONAL SAFETY SYSTEM™

The Ford Personal Safety System tailors airbag usage to the severity of the crash, driver and passenger safety belt use, driver's seat position and passenger classification. Components include:

- Dual-stage driver and front-passenger airbags
- Electronic front crash severity sensor
- Driver's seat position sensor
- Front outboard safety belt usage sensor
- Restraint control module
- Front outboard safety belt energy management retractors
- Front outboard safety belt pretensioners
- Front-Passenger Sensing System



## TIRE PRESSURE MONITORING SYSTEM (TPMS)

This sensor-based system alerts the driver to significant underinflation in any of the tires (SRW models only, excludes the spare).



## SECURILOCK® PASSIVE ANTI-THEFT SYSTEM

This system is designed to help prevent the engine from being started unless a coded key programmed to the vehicle is used.

## PERIMETER ANTI-THEFT ALARM

This available feature monitors against unauthorized entry of the doors or hood when the vehicle is locked. If this activity is detected, the system will sound the horn and flash the park/turn lamps.



# MODEL LINEUP VAN/WAGON STANDARD EQUIPMENT

FEATURES ON BOTH VAN AND WAGON MODELS:

## PERFORMANCE/HANDLING

- AdvanceTrac® with RSC® (Roll Stability Control™)
- Brakes – 4-wheel disc with Anti-Lock Braking System
- Drivetrain – rear-wheel drive
- Engine:
  - 3.7L Ti-VCT V6 FFV (all SRW Van and Wagon models)
  - 3.5L EcoBoost® V6 (all DRW Van and Wagon models)
- Fuel tank – 25-gallon, midship-mounted
- Steering – power rack-and-pinion
- Suspension:
  - Independent MacPherson strut front with stabilizer bar
  - Rear leaf springs with heavy-duty gas shock absorbers
- Transmission – 6-speed automatic with SelectShift® capability

## QUALITY/RELIABILITY/DURABILITY

- Battery:
  - Single – 72-amp/hour (Van and Wagon with gas engine)
- Fail-Safe Engine Cooling System
- High-strength steels
- Intelligent Oil-Life Monitor®
- State-of-the-art unibody structure

## FLEXIBILITY

### INTERIOR

- Console – center-stack console with integrated shifter
- Door locks – power
- Grab handle – A-pillar (front-passenger)
- Headliner – cloth (front only on Van; full length on Wagon)
- Instrumentation – speedometer, tachometer, fuel level and coolant temperature
- Lighting – rear compartment
- Remote Keyless Entry System
- Seating – front:
  - Driver/front-passenger 2-way manual with manual recline and driver-side inboard armrest
  - Front adjustable head restraints
- Steering column – manual tilt/telescoping
- Storage – overhead console (not included on low roof models)
- Visors – driver/front-passenger
- Windows – power with driver one-touch-up/-down

## EXTERIOR

- Bumpers, front/rear – black, molded-in-color with front lower valance and rear integral step



- Center High-Mounted Stop Lamp (CHMSL)
- Doors, rear:
  - 50/50 hinged, 180-degree opening (RWB)
  - 50/50 hinged, 270-degree opening (LWB and LWB EL)
- Doors, side:
  - 60/40 hinged, passenger-side (low roof only)
  - Sliding passenger-side (medium and high roof)
- Easy Fuel® capless fuel filler
- Mirrors – short-arm, dual power
- Moldings, bodyside – black
- Roof marker lamps (included on DRW models)
- Tire Pressure Monitoring System (TPMS) (SRW only)
- Windshield wipers – front, variable-intermittent



# VAN

## ADDITIONAL STANDARD EQUIPMENT

### PERFORMANCE/HANDLING

- Alternator – 150-amp
- Tires:
  - 195/75R16 all-season BSW (DRW)
  - 235/65R16 all-season BSW (SRW)

### FLEXIBILITY

#### INTERIOR

- 12-volt powerpoints (2) – center console (1), instrument panel (1)
- Airbags:
  - Dual-stage front
  - Front-passenger airbag cutoff switch (NA with seat delete or right-hand door delete)
- Audio/Entertainment – AM/FM stereo/clock/audio input jack with 2 front speakers
- Cargo tie-down hooks
- Climate control – front only
- Floor covering, front/rear – vinyl
- Lighting:
  - Front dome with map lights and theater dimming (low roof only)
  - Front dome with theater dimming (NA on low roof models)
- Rearview mirror
  - Included (when equipped with rear glass)
  - Not included (when equipped without rear glass)
- Seating material – front, vinyl

#### EXTERIOR

- Glass – solar-tinted, no cargo area windows
- Grille – black with black surround
- Headlamps – halogen with black trim
- Wheels:
  - 16" steel with black hubcaps (SRW) and full-size spare
  - 16" steel with front color-keyed hubcaps (DRW) and full-size spare

# WAGON XL/XLT

## ADDITIONAL STANDARD EQUIPMENT

### WAGON XL – STANDARD EQUIPMENT

#### PERFORMANCE/HANDLING

- Alternator
  - 210-amp heavy-duty (diesel engine)
  - 220-amp (gas only)
- Tires – 235/65R16 all-season BSW

#### FLEXIBILITY

##### INTERIOR

- 12-volt powerpoints (3) – center console (1), instrument panel (1), rear of vehicle (1)
- Airbags:
  - Dual-stage front
  - Front-seat side
  - Safety Canopy® side-curtain airbags
- Audio/Entertainment – AM/FM stereo/clock/audio input jack with 6 speakers (2 front/4 rear)
- Climate control:
  - Front only
  - Driver-controlled front/rear (all Wagons except low roof RWB XL trim)
- Floor covering, front/rear – vinyl
- Lighting:
  - Front dome lamp with map lights and theater dimming (low roof only)
  - Front dome lamp with theater dimming (NA on low roof models)
- Rearview mirror – included (when equipped with rear glass)
- Seating material – front, vinyl
- Windows:
  - All-around, fixed (RWB and LWB)
  - All-around with 4th-row flip-open glass (LWB EL)

##### EXTERIOR

- Glass – solar-tinted, all-around, including rear window
- Grille – black with black surround
- Headlamps – halogen with black trim
- Wheels:
  - 16" steel with black hubcaps (SRW) and full-size spare
  - 16" steel with front color-keyed hubcaps (DRW) and full-size spare

### WAGON XLT – STANDARD EQUIPMENT

#### INCLUDES ALL XL CONTENT, PLUS:

#### FLEXIBILITY

##### INTERIOR

- Audio/Entertainment – single-CD and 4-inch multifunction display with 8 speakers (4 front/4 rear)
- Climate control:
  - Front/rear
  - Driver-controlled front/rear
- Cruise control – steering wheel-mounted
- Floor covering – front/rear carpeted
- Lighting – rear dome lamp with map lights and theater dimming
- Seating:
  - Front – manual driver-side lumbar support
  - Rear – recline with inboard armrest
- Seating material – front, cloth
- Visors – illuminated
- Wheels:
  - 16" steel with front hubcaps (DRW) and full-size spare
  - 16" steel with full silver wheel cover

##### EXTERIOR

- Exterior Upgrade Package (see page 26 for package details)
- Grille – chrome with chrome surround
- Headlamps – Autolamp with chrome trim
- Wheels:
  - 16" steel with front color-keyed hubcaps (DRW) and full-size spare
  - 16" steel with full silver wheel cover (SRW) and full-size spare



# VAN/WAGON AVAILABLE EQUIPMENT AVAILABLE OPTIONS ON BOTH VAN AND WAGON MODELS:

## PERFORMANCE/HANDLING

- CNG/LPG Gaseous Engine Prep Package (3.7L only) **(98C)**
- Engine:
  - 3.2L Power Stroke® I-5 diesel **(99V)** (NA Transit-150 Wagon or Transit-350 LWB Van)
  - 3.5L EcoBoost® V6 **(99G)** (standard on all DRW Van and Wagon models)
- Engine block heater (all engines) **(41H)**
- Heavy-duty Trailer Tow Package **(53B)** (see page 26 for details)
- Keys:
  - 2 additional (4 total) **(86F)** (manual keys with manual locks; fobs included if equipped with power locks)
  - Keyed alike conventional keys **(87C)** (requires valid FIN code) (fleet only)
- Operator Commanded Regeneration (OCR) (manual regen. initiation) **(98D)** (3.2L Power Stroke I-5 diesel)
- Operator Commanded Regeneration (OCR) (manual regen. initiation) with active regen. inhibitor **(98E)** (3.2L Power Stroke I-5 diesel)
- Trailer Brake Controller **(67D)** (requires Heavy-duty Trailer Tow Package)
- Trailer wiring provisions **(59B)** (included with Heavy-duty Trailer Tow Package)
- User-defined upfitter switches (4) **(67C)** (requires heavy-duty alternator and dual heavy-duty batteries; includes Modified Vehicle Wiring System and customer connection point)

## QUALITY/RELIABILITY/DURABILITY

- Battery – dual heavy-duty – 78-amp/hour **(63E)**, gas engine (included with diesel engine)

## FLEXIBILITY

### INTERIOR

- 110-volt AC outlet **(90C)** (requires dual heavy-duty batteries)
- Climate control:
  - Auxiliary Heater/AC Prep Package without rear controls **(62C)** (included with Ambulance Prep Package and RV Prep Package. Available with Builders Prep Package)
  - Front/rear driver-controlled **(57G)** (late availability on Van, requires Reverse Sensing System on low roof Van)
- Crew Chief™ powered by Telogis® **(94B)** (late availability for Wagon models)
- Defroster – rear window **(57N)** (requires any window package that includes fixed-rear door glass)
- Lane-Keeping Alert with Driver Alert **(41C)** (includes level-2 instrument cluster and leather-wrapped steering wheel) (requires audio with SYNC® Package, **584**)
- MyKey® **(62B)** (requires SecuriLock® Passive Anti-Theft System and cruise control)
- Radio Prep Package **(58T)**
- Rear view camera with Trailer Hitch Assist **(61C)** (includes interior rearview mirror on Vans if not equipped with multifunction display)
- SecuriLock Passive Anti-Theft System **(66P)**

### EXTERIOR

- Alarm – Perimeter Anti-Theft **(59D)** (requires SecuriLock Passive Anti-Theft System; NA with manual windows and locks)
- Backup alarm **(43B)**
- Daytime running lamps **(942)** (fleet only)
- Front license plate bracket **(153)** (standard in states requiring 2 plates; optional in all others)
- Manual windows and locks **(90A)** (NA with SYNC audio packs)
- Mirrors:
  - Short-arm, manual **(54A)** (fleet only, requires manual windows and locks)
  - Long-arm, manual **(54B)** (fleet only, requires manual windows and locks)
  - Short-arm, power, heated with turn signals **(542)** (late availability)
  - Long-arm, power **(543)**
  - Long-arm, power heated with turn signals **(544)**
  - Exterior mirror delete **(54X)** (requires manual windows and locks)
- Remote Start System **(68B)** (NA with manual windows or locks)
- Reverse Sensing System **(43R)**
- Running boards – **(68H)** sliding passenger-side cargo door only
- SecuriCode™ keyless entry keypad **(52C)** (NA with manual windows or locks)
- Wheels:
  - Styled aluminum **(647)** (NA with 9,500 lbs. GVWR or greater. Includes locking lug nuts)
  - Locking lug nuts **(87D)** (SRW only; included with styled aluminum wheel)
  - White Painted DRW Package **(76D)** (see page 27 for package details)



# MODEL LINEUP VAN ADDITIONAL AVAILABLE EQUIPMENT

## PERFORMANCE/HANDLING

- Alternator:
  - 210-amp (diesel engine only) **(63C)**
  - 220-amp heavy-duty (gas engine only) **(63C)**
- Ambulance Prep Package **(47B)** (see page 27 for package details)
- Modified vehicle wiring system **(53K)**

## FLEXIBILITY

### INTERIOR

- 12-volt powerpoint – rear of vehicle (1) **(90B)** (requires dual heavy-duty batteries)
- All-weather front floor mats **(86N)** (only available with carpeted floor covering)
- Audio/Entertainment without SYNC® – AM/FM stereo with audio input jack
  - with single-CD, 4-inch multifunction display, 4 speakers (2 front/2 rear) **(58V)**
  - with single-CD, 4-inch multifunction display, HD Radio™ and SiriusXM, 4 speakers (2 front/2 rear) **(58W)**
- Audio/Entertainment with SYNC – AM/FM stereo with audio input jack
  - with single-CD, 4-inch multifunction display, message center, leather-wrapped steering wheel with audio controls, 6 speakers (4 front/2 rear) **(58X)** (requires cruise control)
  - with single-CD, 4-inch multifunction display, message center, leather-wrapped steering wheel with audio controls, HD Radio and SiriusXM, 6 speakers (4 front/2 rear) **(58Y)** (requires cruise control)
  - SYNC with MyFord Touch® with navigation, 6-inch color multifunction display, single-CD, message center, leather-wrapped steering wheel with audio controls, HD Radio and SiriusXM, Lane-Keeping Alert with Driver Alert, 6 speakers (4 front/2 rear) **(584)** (requires cruise control)
- Radio delete **(58S)**



### INTERIOR CONT'D

- Speakers:
  - 6 speakers (4 front/2 rear) **(91G)** (upgradeable option with Radio Prep Package, requires **58X, 58Y, 584** audio)
- Cargo area LED Load Compartment Lighting Package **(85D)**
- Cruise control – steering wheel-mounted **(60C)**
- Floor covering:
  - Carpeted cargo floor mat **(85B)** (late availability, requires front carpet floor covering)
  - Front – carpet **(16G)**
  - Spray-in cargo floor liner **(61G)** (late availability, requires front carpet floor covering; NA with Interior Upgrade Package, Load Area Protection Package and Premium Package)
- Interior Upgrade Package **(96C)** (see page 26 for package details)
- Lighting:
  - Front map **(94C)** (standard on low roof Van models)
- Load Area Protection Package (full height) **(96D)** (see page 27 for package details)
- Premium Group Package **(96J)** (see page 26 for package details)
- Seating – 2-way manual driver and front-passenger, driver-side armrests
  - with Pewter cloth, inboard armrests and driver-side manual lumbar **(21C)**
  - with Pewter cloth, driver-side and front-passenger side airbags, inboard armrests and driver-side manual lumbar **(21L)**
  - with Charcoal cloth, inboard armrest and driver-side manual lumbar **(21D)**
  - with Charcoal cloth, driver-side and front-passenger side airbags, inboard armrests and driver-side manual lumbar **(21M)**
  - with Pewter cloth, 10-way power driver and 2-way manual passenger seat and inboard armrests **(21E)**
  - with Charcoal cloth, 10-way power driver and 2-way manual passenger seat, driver-side and front-passenger side airbags and inboard armrests **(21F)**

### INTERIOR SEATING CONT'D

- with Pewter leather, 10-way power driver and 2-way manual passenger seat, driver-side and front-passenger side airbags and inboard armrests **(21H)**
- with Pewter vinyl, 2-way manual driver seat only, passenger seat delete, includes inboard armrest and manual lumbar **(21J)** (late availability with diesel engine)
- with Pewter cloth, 10-way power driver seat only, passenger seat delete, includes inboard armrest and manual lumbar **(21K)** (late availability with diesel engine)
- Windows:
  - All-around, fixed **(17F)** (RWB and LWB; NA with dual sliding doors)
  - All-around with 2nd-row driver-side and passenger-side flip-open glass and 4th-row flip-open glass **(17J)** (LWB EL; requires privacy glass; NA with dual sliding doors)
  - All-around with 2nd-row driver-side flip-open glass and fixed 60/40 door glass **(17H)** (optional on low roof only; requires privacy glass)
  - All-around with 4th-row flip-open glass **(17G)** (LWB and LWB EL; NA with dual sliding doors)
  - All-around with 2nd-row driver-side and passenger-side flip-open glass **(17K)** (with LWB SRW Van with sliding passenger cargo door only. Requires privacy glass)



# WAGON XL

## ADDITIONAL AVAILABLE EQUIPMENT

### EXTERIOR

- Door glass:
  - Fixed rear (**17A**)
  - Fixed rear with fixed driver-side and passenger-side (**17D**) (late availability, requires dual sliding doors)
  - Fixed rear with fixed passenger-side (**17B**)
  - Fixed rear with flip-open driver-side and passenger-side (**17E**) (requires dual sliding doors and privacy glass)
  - Fixed rear with flip-open passenger-side (**17C**) (requires sliding side door and privacy glass)
- Exterior Upgrade Package (**18D**) (see page 26 for package details)
- Glass – privacy (**92E**)
- Mirrors – long-arm, manual (**54B**) (requires valid FIN code) (fleet only)
- Wheels:
  - Full-size spare tire and wheel delete (**51A**) (optional on DRW only)
  - Steel with full-size silver wheel cover (**64H**) (SRW only, included with Exterior Upgrade Package)
  - Steel, painted white with black hubcaps (**64C**) (SRW)



### FLEXIBILITY

#### INTERIOR

- Audio/Entertainment without SYNC® – AM/FM stereo with audio input jack
  - with single-CD, 4-inch multifunction display and 6 speakers (2 front/4 rear) (**58V**)
  - with single-CD, 4-inch multifunction display, HD Radio™ and SiriusXM, 6 speakers (2 front/4 rear) (**58W**)
- Audio/Entertainment with SYNC – AM/FM stereo with audio input jack
  - with single-CD, 4-inch multifunction display, message center, leather-wrapped steering wheel with audio controls, 8 speakers (4 front/4 rear) (**58X**) (requires cruise control)
  - with single-CD, 4-inch multifunction display, message center, leather-wrapped steering wheel with audio controls, HD Radio and SiriusXM, 8 speakers (4 front/4 rear) (**58Y**) (requires cruise control)
  - SYNC with MyFord Touch® with navigation, 6-inch color multifunction display, single-CD, message center, leather-wrapped steering wheel with audio controls, HD Radio and SiriusXM, Lane-Keeping Alert with Driver Alert, 8 speakers (4 front/4 rear) (**584**) (requires cruise control and Power Equipment Group)
- Cruise control – steering wheel-mounted (**60C**)
- Seating – 2-way manual driver and front-passenger, driver-side armrests with driver-side and front-passenger side airbags
  - with Pewter cloth, driver-side and front-passenger side airbags, inboard armrests and driver-side manual lumbar (**21L**)
  - with Charcoal cloth, driver-side and front-passenger side airbags, inboard armrests and driver-side manual lumbar (**21M**)
  - with Charcoal cloth, 10-way power driver and 2-way manual passenger seat, driver-side and front-passenger side airbags and inboard armrests (**21F**)
  - with Pewter cloth, 10-way power driver seat only, passenger seat delete, includes inboard armrest and manual lumbar (**21K**) (late availability with diesel engine)

#### INTERIOR CONT'D

- Seating capacity:
  - 10-passenger (**761**) (available with RWB only)
  - 15-passenger (**765**) (available on LWB)
- Windows:
  - All-around with 2nd-row driver-side and passenger-side flip-open glass and 4th-row flip-open glass (**17J**) (LWB EL; requires privacy glass)
  - All-around with 2nd-row driver-side flip-open glass and fixed 60/40 door glass (**17H**) (optional on low roof models only; requires privacy glass)
  - All-around with 2nd-row driver and passenger-side flip-open glass (**17K**) (LWB SRW Wagon with sliding passenger cargo door only. NA with low roof Wagon; requires privacy glass)

#### EXTERIOR

- Glass – privacy (**92E**)
- Wheels:
  - Steel with full silver wheel cover (**64H**) (SRW only)
  - Steel, painted white (**64C**) (SRW only)

#### PACKAGE

- Builders Prep Package (**61A**) (late availability, see page 27 for package details)





# WAGON XLT

## ADDITIONAL AVAILABLE EQUIPMENT

### FLEXIBILITY

#### INTERIOR

- All-weather front floor mats (**86N**) (only with carpeted floor covering)
- Audio/Entertainment without SYNC® – AM/FM stereo with audio input jack
  - with single-CD and 4-inch multifunction display, HD Radio™, SiriusXM, 8 speakers (4 front/4 rear) (**58W**)
- Audio/Entertainment with SYNC – AM/FM stereo with audio input jack
  - with single-CD, 4-inch multifunction display, message center, leather-wrapped steering wheel with audio controls, 8 speakers (4 front/4 rear) (**58X**) (requires cruise control)
  - with single-CD, 4-inch multifunction display, message center, leather-wrapped steering wheel with audio controls, HD Radio and SiriusXM, 8 speakers (4 front/4 rear) (**58Y**) (requires cruise control)
  - with MyFord Touch® with navigation, 6-inch color multifunction display, single-CD, message center, leather-wrapped steering wheel with audio controls, HD Radio and SiriusXM, Lane-Keeping Alert with Driver Alert, 8 speakers (4 front/4 rear) (**584**) (requires cruise control and Power Equipment Group)
- Floor covering:
  - Front, vinyl
  - Front/rear, vinyl (**16E**) (may select in place of carpet)
- Seating – 2-way manual driver and front-passenger, driver-side armrests with driver-side and front-passenger side airbags and driver-side manual lumbar
  - with Charcoal cloth, driver-side and front-passenger side airbags, inboard armrests and driver-side manual lumbar (**21M**)
  - with Charcoal cloth, 10-way power driver and 2-way manual passenger seat, driver-side and front-passenger side airbags and inboard armrests (**21F**)
  - with Pewter leather, 10-way power driver and 2-way manual passenger seat, driver-side and front-passenger side airbags and inboard armrests (**21H**)

#### INTERIOR CONT'D

- Seating capacity:
  - 10-passenger (**761**) (available with RWB only)
  - 15-passenger (**765**) (available on LWB)
- Windows:
  - All-around with 2nd-row driver-side and passenger-side flip-open glass and 4th-row flip-open glass (**17J**) (late availability, LWB EL; requires privacy glass)
  - All-around with 2nd-row driver-side flip-open glass and fixed 60/40 door glass (**17H**) (late availability, optional on low roof models only; requires privacy glass)
  - All-around with 2nd-row driver and passenger-side flip-open glass (**17K**) (late availability, LWB Wagon with sliding passenger cargo door only. NA with low roof Wagon; requires privacy glass)

#### EXTERIOR

- Glass:
  - Privacy (**92E**)
  - Tinted (**92B**) (optional with RV Prep Package)

#### PACKAGES

- Builders Prep Package (**61A**) (late availability, see page 27 for package details)
- RV Prep Package (**47D**) (XLT only) (late availability, see page 27 for package details)





## PACKAGES AT-A-GLANCE

An impressive variety of available packages helps customers dial in to just the right Transit — making it the perfect tool for the job.

### PREMIUM GROUP — VAN (96J)

- Requires:
  - SYNC® Audio (58X, 58Y or 584)
- Includes:
  - Exterior Upgrade Package
  - Interior Upgrade Package
  - Power leather 10-way driver and front-passenger seats (21H)

### EXTERIOR UPGRADE PACKAGE (18D)

- 16" steel wheels with black E-coat (SRW models)
- 16" steel wheels (DRW models)
- Full wheel covers (SRW models)
- Grille and grille surround — chrome
- Headlamp trim — chrome
- Upgradeable feature (extra cost)
  - 16" alloy wheel on SRW models

### INTERIOR UPGRADE PACKAGE — VAN (96C)

- Load Area Protection Package
- SYNC Audio (58X)
- Cruise control
- Instrument panel console mats
- Pewter cloth (21C), 2-way manual driver and passenger seats
- Vinyl visors with illuminated vanity mirrors (driver and front-passenger)
- Upgradeable features (extra cost)
  - SYNC Audio packs (58Y or 584)
  - Power short-arm heated/signal exterior mirrors (542)
  - Power long-arm exterior mirrors, non-heated (543)
  - Power long-arm heated/signal exterior mirrors (544)
  - Charcoal cloth (21D) 2-way manual driver and passenger seats (no charge)
  - Pewter cloth (21L) or Charcoal cloth (21M) 2-way manual driver and passenger seats with driver/passenger side airbags
  - Pewter cloth (21E) or Charcoal cloth (21F) 10-way power driver seat
  - Leather seating (21H)



### TRAILER WIRING PROVISIONS (59B)

- Blunt-car trailer/upfit wiring to rear of vehicle
- Tow/haul mode
- Trailer sway control
- Trailer wiring harness

### HEAVY-DUTY TRAILER TOW PACKAGE (53B)

- 4-pin/7-pin connector
- Electric brake controller tap-in capability
- Frame-mounted hitch receiver
- Relay system for backup/B+/running lights
- Tow/haul mode
- Trailer wiring provisions

**AMBULANCE PREP PACKAGE (47B WITH MEDIUM AND HIGH ROOF VAN ONLY) (late availability with gas engine)**

- 3.73 limited-slip axle
- Auxiliary fuse panel
- Auxiliary Heat/AC Prep Package — no rear A/C controls
- Dual heavy-duty batteries
- Fixed side and rear-tinted door glass
- Front license plate bracket
- Heavy-duty alternator
- Modified Vehicle Wiring System
- Upgradeable features (extra cost)
  - Fixed rear-door glass with flip-open passenger-side door glass (requires sliding side door and privacy glass)
  - Privacy glass with rear defroster

**MODIFIED VEHICLE WIRING SYSTEM (53K)**

- Requires:
  - Dual heavy-duty batteries (63E)
  - Heavy-duty alternator (63C)
- Includes:
  - Auxiliary fuse panel
  - Modified vehicle connections for customized wiring harness provisions
  - Underhood powertrain circuit tap-ins

**WHITE PAINTED DRW PACKAGE (76D)**

- Dual rear wheels
- Dual rear wheel covers
- White front (only) hubcaps
- White painted steel wheel

**RV PREP PACKAGE (47D) (late availability)**

**NOTE:** Package deletes all Wagon content aft of B-pillar, including floor covering (front and rear), rear seating, rear seat rails/fixings/constraints, rear headliner (medium and high roof), rear curtain airbags and rear climate control.

- Requires:
  - Dual heavy-duty batteries (63E)
  - Heavy-duty alternator (63C)
- Includes:
  - Auxiliary fuse box
  - Auxiliary Heater/AC Prep Package without rear controls
  - Curtain airbag
  - Front license plate bracket
  - Modified Vehicle Wiring System
  - Partial floor covering – carpet
  - Privacy glass
  - Trailer Wiring Provisions
- Upgradeable features (extra cost)
  - HD Trailer Towing Package (53B)
  - Tinted glass (clear non-privacy) (92B)

**LOAD AREA PROTECTION PACKAGE (FULL HEIGHT) (96D)**

- Complete rear polypropylene panels on side walls and doors



**BUILDERS PREP PACKAGE (61A) (late availability)**

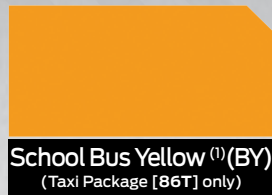
**NOTE:** Package deletes rear floor covering, rear seat rails, fixings, rear seats and constraints.

- Requires:
  - Dual heavy-duty batteries (63E)
  - Heavy-duty alternator (63C)
- Includes:
  - Auxiliary fuse panel
  - Carpeted front floor covering (XLT)
  - Complete headliner
  - Front license plate bracket
  - Front vinyl floor covering (XL)
  - Modified Vehicle Wiring System
- Radio Pack (58V)
- Upgradeable features (extra cost)
  - Auxiliary Heater/AC Prep Package without rear controls (62C)
  - Passenger seat delete



# PERSONAL PREFERENCES

## EXTERIOR COLORS



(1) Fleet only.

## INTERIOR CHOICES

### Van Models

- Pewter Vinyl (**EK**)

### Wagon XL Model

- Charcoal Black Cloth (**6B**)

### Wagon XLT Model

- Charcoal Black Cloth (**7B**)

## WHEEL CHOICES



16" Styled Aluminum  
(Optional on Van and Wagon models; Not available with GVWR of 9500 lbs. or greater)



16" Steel with Black Hubcap  
(Standard on Van and Wagon XL SRW models)



16" Steel with Front Color-keyed Hubcap  
(Standard on Van and Wagon DRW models)



16" Steel with Full Silver Wheel Cover  
(Standard on Wagon XLT SRW; Optional for Van and Wagon XL; included in Exterior Upgrade Package on Van)



16" Steel Painted White with Black Hubcap  
(Optional on Van and Wagon XL SRW models)

We make it easy for your customers to customize Transit with several solutions for their business.

## MOBILE BUSINESS CARD

The large side panels of Transit allow your customers to add Custom Graphics by Original Wraps™ to promote their business.

- Customers can choose from a wide variety of vinyl designs or upload their own
- Wraps are printed with the finest 3M™ vinyl and laminated for protection
- Wraps are all removable, residue-free, durable and scratch-resistant
- Visit [fordcommercialgraphics.com](http://fordcommercialgraphics.com) for more information



## UPFITTING TRANSIT

The Racks and Bins Configurator makes it easier to deliver customized racks-and-bins ship-thru packages for Transit models.

**Customize upfit packages** with a drag-and-drop interactive tool that lets your customers visualize the van interior before placing an order.

**Choose products** from the best names in the upfit business: Adrian Steel®, Masterack® and Sortimo®.

Using [transitupfits.com](http://transitupfits.com) makes placing orders easy and less time consuming. Vehicles are delivered to your dealership fully equipped to customers' specifications.



## ADDITIONAL RESOURCES

For more information on the 2015 Transit, be sure to check out the following resources:

- **eSourceBook** at [esourcebook.dealerconnection.com](http://esourcebook.dealerconnection.com)
  - 2015 Transit: Your Questions Answered Job Aid
  - 2015 Transit ordering tips video
  - *Frontline Magazine*
- **ford.com**
  - 2015 Transit Combinator (the online configuration tool)
- **transitbodydecoder.com**

# SPECIFICATIONS

For a full list of dimensions, please see the 2015 Transit eSourceBook section.

## ENGINE

Type	3.7L V6	3.5L EcoBoost® V6	3.2L Power Stroke® I-5 Diesel
Configuration	Aluminum block and head	Aluminum block and head	Cast-iron block and aluminum head
Valvetrain	DOHC, 4 valves per cylinder	DOHC, 4 valves per cylinder	DOHC, 4 valves per cylinder
Bore (in.) x Stroke (in.)	3.76 x 3.41	3.64 x 3.41	3.54 x 3.96
Displacement (cu. in./cc)	227/3,731	213/3,496	175/3,198
Compression Ratio	10.5:1	10.0:1	15.8:1
Horsepower (HP)	275 @ 6500 rpm <sup>(1)</sup>	320 @ 5000 rpm <sup>(1)</sup>	185 @ 3000 rpm <sup>(1)</sup>
Torque (lb.-ft.)	260 @ 4000 rpm <sup>(1)</sup>	400 @ 2250 rpm <sup>(1)</sup>	350 @ 1500-2750 rpm <sup>(1)</sup>
Fuel Injection	Sequential multiport electronic	Direct gasoline injection, dual turbochargers	High-pressure common-rail direct diesel injection

## DRIVETRAIN

Layout Rear-wheel drive (RWD)

## TRANSMISSION

Standard 6-speed automatic overdrive with SelectShift®

## GEAR RATIOS

1st	2nd	3rd	4th	5th	6th	Reverse
4.17:1	2.34:1	1.52:1	1.14:1	0.86:1	0.69:1	-3.40:1

## SUSPENSION

Front Independent MacPherson strut with stabilizer bar  
 Rear Solid axle, leaf springs, heavy-duty gas shock absorbers

## STEERING

Type Hydraulic power rack-and-pinion

Turning Diameter (curb-to-curb) (ft.)	Length (in.)	Wheelbase	SRW/DRW
Van/Wagon	130.0	RWB	42.9/—
	148.0	LWB	48.0/47.8

## BRAKES

Type 4-wheel vented front disc and solid rear disc with Anti-Lock Braking System (ABS)

*(1) Ford preliminary data. Numbers may change in the future.*

