

2019 **TRANSIT**

PASSENGER VAN | CARGO VAN



THERE'S A TRANSIT FOR ALL YOU DO

Are you raising a large family? Or running a small business? Maybe you're tackling both. Either way, you know there's power in numbers. Transit knows it, too. That's why the 2019 Transit offers the most vehicle configurations in the class.¹

Passenger Vans offer 2 new seat configurations² this year: 5- and 14-passenger. Cargo Vans can seat 1² or 2 people and carry up to 487.2 cu. ft. of max. cargo, or haul up to 4,640 lbs. of max. payload.³ Your choice of 3 engines includes a twin-turbocharged 3.5L EcoBoost® V6² and a 3.2L Power Stroke® I-5 Turbo Diesel.² There are 3 roof heights: High Roof (HR), which features best-in-class interior heights, Medium Roof (MR) and Low Roof (LR). Plus, there are 3 lengths: Regular Wheelbase (RWB) and Long Wheelbase (LWB) options, and even an extended-length model (LWB-EL) to help meet your unique needs.

Inside, you'll discover vinyl-, cloth-,² and leather-trimmed² seat offerings, plus SYNC® 3 voice-activated technology² for your calls, music and more. Driver-assist technologies like Lane-Keeping Alert with Driver Alert,² and side-wind stabilization are designed to help you travel with confidence. And no matter which Transit you choose, you can rest assured it's Built Ford Tough®.



P

PASSENGER VAN

- 3 ROOF HEIGHTS
- 3 BODY LENGTHS
- 2 WHEELBASES
- 3 ENGINES
- 7 SEATING ARRANGEMENTS

C

CARGO VAN

- 3 ROOF HEIGHTS
- 3 BODY LENGTHS
- 2 WHEELBASES
- 3 ENGINES
- 2 SEATING ARRANGEMENTS



2019 Transit | ford.com

Passenger Van XLT 350 MR LWB. Magnetic. Cargo Van 350 MR LWB. Ingot Silver. Both shown with available equipment. ¹Class is Full-Size Vans based on Ford segmentation. Excluding other Ford vehicles. ²Available feature. ³When properly configured. Passenger and cargo capacity limited by weight and weight distribution. Vehicles throughout this publication may be shown with optional and aftermarket upfit equipment and without standard antenna.





POWERED THE WAY YOU CHOOSE



3.7L Ti-VCT V6

For plenty of low-speed torque and top-end power, the standard 3.7L engine features twin independent variable camshaft timing (Ti-VCT) technology to optimize combustion at all engine speeds. A CNG/Propane Gaseous Engine Prep Package readies it for an upfit to run on compressed natural gas (CNG), propane autogas, or as a bi-fuel vehicle that can switch between operating on gasoline and CNG or propane. A 6-speed SelectShift® automatic transmission and an auxiliary transmission oil cooler are standard on every Transit.

3.5L EcoBoost V6

An excellent choice for those who need extra hauling capacity, the 3.5L EcoBoost® engine¹ boasts a best-in-class gas torque rating of 400 lb.-ft. It also features twin turbochargers that spool up more quickly than a conventional single turbo. The instantaneous low-end torque and 310 hp you get with this engine are the result of direct injection, which delivers a precise amount of fuel to optimize efficiency and power.

3.2L Power Stroke® I-5 Turbo Diesel

If your engine needs to run long hours under constant idling or stop-and-go conditions, the Turbo Diesel¹ delivers. For maximum flexibility, 90% of its peak torque is available from 1,500 to 2,500 rpm. Direct injection and a Variable Geometry Turbocharger combine to help optimize efficiency and deliver instantaneous power. And quick-start glow plugs offer fast startups at temperatures as low as -10°F.





WHERE COMFORT TAKES A FRONT SEAT.



Transit offers plenty of driver amenities engineered to ease your day.

A TILT AND TELESCOPING STEERING COLUMN is standard on every Transit to help drivers of varying statures feel confidently in command at the wheel.

10-WAY POWER, HEATED FRONT SEATS¹ with lumbar support and inboard armrests are available in your choice of cloth or leather trim to help you ease into those early mornings.

RAIN-SENSING WINDSHIELD WIPERS^{1,2} can be set to automatically activate, helping keep your view ahead clear in wet or unpredictable weather conditions. Paired with the autolamp automatic on/off headlamps, this convenient feature is standard on XLT Passenger Vans.

POWER-FOLDING, HEATED SIDEVIEW MIRRORS¹ help you keep track of what's near either side of your Transit, even in inclement weather. You'll really appreciate their short-arm design and power-folding capability in tight parking areas.

A REAR VIEW CAMERA is standard on every Transit to help make it easy for you to maneuver in Reverse. MR and HR models feature a high-mounted version that offers a broad, full-color view (below) from its high vantage point.



STAY CONNECTED ON THE MOVE



IT ALL STARTS HERE

This vibrant 6.5" touchscreen is the command center of SYNC® 3 voice-activated technology,^{1,2} which integrates your paired mobile phone with Ford Transit as soon as you start your van. Make calls. Send and receive text messages. And so much more. Just swipe left or right, or use simple voice commands, to help ensure that your life doesn't miss a beat. SYNC 3 also features 2 smart-charging USB ports to help keep your devices powered up.

LINK YOUR APPS

SYNC 3 AppLink³ links your favorite compatible mobile apps with your voice, giving you convenient control. iPhone[®] users can view the Waze[™] app's community-based navigation and traffic features on the large SYNC 3 touchscreen. Amazon Alexa users can access thousands of skills and services they enjoy on their Amazon Echo with the Ford+Alexa⁴ app.

CONNECT YOUR iPhone

Apple CarPlay[™] compatibility^{2,5} displays the iPhone interface on your vehicle's touchscreen. Send and receive text messages by voice. Get directions. Access playlists from Apple Music.[®] Just ask Siri[®] for help. She already knows your voice.

CONNECT YOUR ANDROID PHONE

Android Auto[™] compatibility^{2,5} displays the Android[™] interface on your vehicle's touchscreen. Get voice-guided navigation from Google Maps[™] and Waze. Access your favorite music from your apps. Make calls. Send and receive messages. Just talk to Google Assistant[™] and go.

MAP YOUR ROUTE

Voice-activated navigation² delivers turn-by-turn directions and vivid 3-D maps on the SYNC 3 touchscreen. Pinch-to-zoom capability allows for a closer look. SiriusXM[®] Traffic and Travel Link^{®2,6} helps you avoid traffic – before you're in the middle of it. It also provides fuel prices and station locations. Current and forecasted weather. Movie locations and showtimes. Plus, the scores of your favorite sports teams, and more.

CONNECT TO FORDPASS CONVENIENCE

With the FordPass[™] smartphone app⁷ you can find fuel and compare prices. Find, reserve and pre-pay for parking in select locations. Plus, get help 24/7 from our trained team of Ford Guides.





DRIVE SMART

Whether you plan to share your vehicle with a family member or employees, Transit offers technologies designed to help keep all drivers confident behind the wheel.

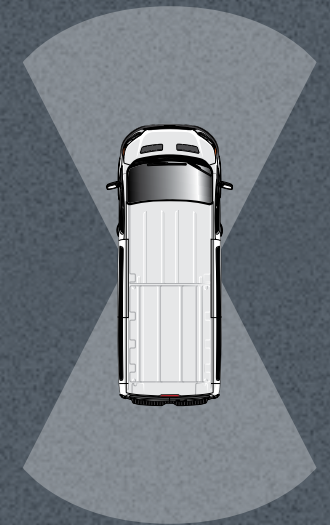
MYKEY® TECHNOLOGY¹ allows you to program ignition keys with reminders that help encourage smart driving habits like traveling at appropriate speeds, keeping the audio volume low and much more.

TIRE PRESSURE MONITORING SYSTEM¹ is designed to alert you with a low tire pressure warning if one or more of your tires is significantly underinflated, so that you can stop and address the situation as soon as possible.

HILL START ASSIST helps prevent the vehicle from rolling as you remove your foot from the brake pedal to accelerate from a stop on a grade. It's designed to momentarily maintain brake pressure until the engine produces enough torque to move your Transit uphill.

SIDE-WIND STABILIZATION joins AdvanceTrac® with RSC® (Roll Stability Control™) to help you handle sudden, strong side-wind gusts.² Standard on every Transit, this system can apply the brakes on one side of the vehicle if needed to help you stay on your intended path.

LANE-KEEPING ALERT^{1,3,4} can detect lane markings and send vibration pulses to the steering wheel if it senses Transit drifting unintentionally out of its lane. If it detects you've crossed the line repeatedly, the Driver Alert^{1,3} feature can chime and display a coffee cup icon to suggest you take a break from driving.



REVERSE SENSING SYSTEM^{1,3} uses ultrasonic sensors to detect objects near the rear of the vehicle when in Reverse. The system emits an audible warning, increasing the rate of the tone as you move closer to the detected object.



GO WITH CONFIDENCE



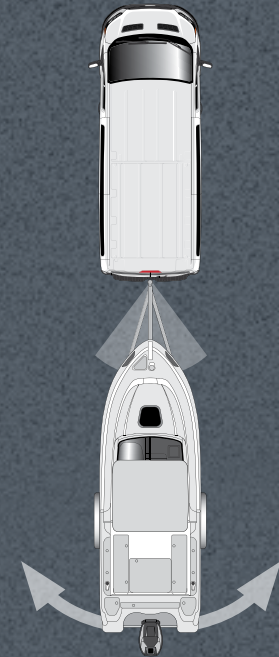
Every Transit engine is paired with our 6-speed SelectShift® automatic transmission, which offers a selectable tow/haul mode⁴ to help make both towing and hauling easy. When you engage this mode, it compensates for grade and load, and reduces gear hunting. The transmission also offers manual upshift and downshift capability, as well as progressive range select, which lets you reduce the available gear range for better performance in difficult road and/or load conditions.

TRAILER HITCH ASSIST, which is included with the rear view camera,² displays guidelines to help you connect with a trailer.

HEAVY-DUTY TRAILER TOW PACKAGE gives Transit a maximum towing capability of up to 7,500 lbs.³ The package features a frame-mounted hitch receiver, tow/haul mode, trailer sway control, a 4-pin/7-pin connector and more.

TRAILER BRAKE CONTROLLER (TBC)¹ can be added to vehicles equipped with the Heavy-Duty Trailer Tow Package and cruise control with the message center. The integrated TBC is designed to provide smooth and effective trailer braking by powering a trailer's electric or electric-over-hydraulic brakes with a proportional output based on the pressure the driver applies to the brake pedal.

NEW REAR RECOVERY EYE, standard on models without the Heavy-Duty Trailer Tow Package, provides a solid mounting point for you to attach a tow hook or strap should the need arise.



TRAILER SWAY CONTROL^{1,4} monitors the motions of the vehicle to detect trailer sway and selectively applies the brakes as needed, helping you maintain control of your Transit and your trailer.



P

RULE THE CARPOOL



With 3-point safety belts for every seat,¹ and 6 standard airbags¹ in the front row, including Safety Canopy[®] side-curtain airbags that cover all rows of seating, Transit Passenger Vans are engineered to help you travel safely. You'll also find plenty of comfort and convenience features designed to help keep everyone happy on the go.

POWER FOR YOUR DEVICES can come from a 110V/150W AC power outlet² between the front-row seats, up to 2 smart-charging USB ports,² and the 12V powerpoints located in the instrument panel, center console, and the rear of the vehicle.²

STORAGE SOLUTIONS include a standard lockable glove box, several open bins, and 2 cupholders built into the instrument panel, plus roomy front-door pockets with space to stow a 20-oz. bottle. You'll also find a cupholder in the center console, and at least one more in each row. A front overhead console (middle right), standard on MR and HR models, offers additional space to keep small items close at hand.

LEATHER-TRIMMED FRONT SEATS² feature 10-way power adjustability, heat and inboard armrests for the driver and front passenger (bottom right). In other rows, manually reclining seat backs² can each be adjusted independently for personalized comfort, and inboard armrests² fold down for support or flip up for easy entry and exit.

POWER RUNNING BOARD² automatically deploys when the rear passenger-side door is opened to help ease entry and exit, then returns to its stowed position when the door is closed.

P**5**
MR**8**
LR | MR**10**
LR | MR**12**
LR | MR | HR**14**
LR | MR | HR**15**
LR | MR | HR**15^{EL}**
HR

SEAT YOURSELF + PLENTY MORE.

When it comes to seating, Transit Passenger Vans offer you all sorts of options, including 2 configurations that are new this year. The 5-passenger seating¹ features room for 3 people in the 2nd row and 197.9 cu. ft. of cargo space behind them. 14-passenger seating¹ features an open aisleway that extends to the 5th row of seats.

NEW SEATING CONFIGURATIONS on passenger models provide extra flexibility when configuring your Passenger Van interior. Select rows of seating are deleted, while leaving the seat attachment points in the vehicle.

RUGGED VINYL FLOORING, standard on XL and optional on XLT, can be washed clean with a hose if needed.

EXTENDED-LENGTH RUNNING BOARDS¹ beneath both passenger-side doors provide firm footing to help your passengers enter and exit. Includes fixed driver's side running board.

BEST-IN-CLASS FACTORY-BUILT CARGO CAPACITY behind the last row of seats in 15-passenger LWB-EL models leaves you 100.5 cu. ft. of space to fill.

ROOF HEIGHT ADVANTAGES.

LOW ROOF (LR) is designed to fit in most garages.

MEDIUM ROOF (MR) helps make loading and unloading easy.

HIGH ROOF (HR) features best-in-class interior height that allows people up to 6'4" tall to enjoy an easy walk to their seats.





STAND AND DELIVER WITH TRANSIT CARGO VANS.

Whatever your day demands, there's a Transit Cargo Van sized just right for you. Available in 3 roof heights – Low (LR), Medium (MR) and High (HR) – it offers the flexibility to work the way you want.

81.5" MAX. INTERIOR HEIGHT IS BEST-IN-CLASS.¹ It makes it easy to stand upright and to carry the tallest items in Transit HR models. The 253° swing-out rear cargo doors² open extra-wide to provide even better access than last year.

BEST-IN-CLASS GAS-POWERED MAX. CARGO CAPACITY of 487.2 cu. ft., and max. payload capacity of up to 4,640 lbs.¹ on Transit HR LWB-EL Cargo Vans helps productivity by saving extra trips. This configuration also offers you a gross vehicle weight rating of up to 10,360 lbs.¹

D-PILLAR ASSIST HANDLES² now optional with any roof height, help make getting in and out of the rear cargo area easy.

INTERIOR UPGRADE PACKAGE gives you durable Pewter cloth-trimmed front seats, plus the SYNC® Voice Recognition Communications and Entertainment System, a leather-wrapped steering wheel, cruise control, full-height polypropylene cargo area sidewall panels, rugged vinyl flooring, and more.

HEAVY-DUTY CARGO FLOORING² replaces the rear vinyl flooring, when you order it with the Interior Upgrade Package, the Load Area Protection Package, or the Premium Package. It also includes a heavy-duty scuff plate kit installed by your dealership or upfitter.

C

PUT UPFITS TO WORK FOR YOU.

Your business is unique. Which is why we offer a full lineup of Built Ford Tough® Transit Cargo Vans with the modern practicality and exceptional versatility to suit your needs. Control up to 4 different aftermarket items such as auxiliary lighting, a compressor, and more with the upfitter switches¹ conveniently located in the center of your instrument panel. You can also choose from 13 vocation-specific upfit ship-thrus¹ – 12 of which are within 30 miles of the Kansas City Assembly Plant where Transit is built² – for prompt delivery. These smart solutions are from some of the best upfitters in the business, including:

- Adrian Steel®
- Masterack®
- Sortimo By Knapheide
- TransitWorks™

Explore all your options at transitupfits.com.



GENERAL
CONTRACTING




HEATING AND
COOLING



PLUMBING



ELECTRICAL




Pewter Vinyl¹



Pewter Cloth



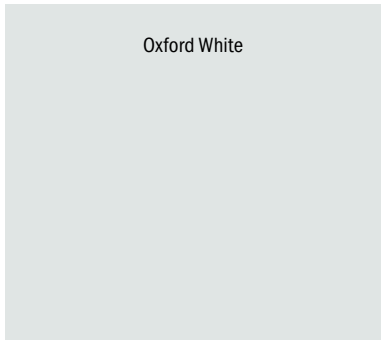
Pewter Leather²




Charcoal Cloth



Charcoal Leather²




Oxford White




Ingot Silver³



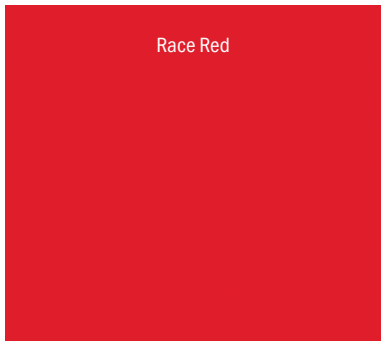
School Bus Yellow^{1,4}



White Gold³




Stone Gray³




Race Red




Blue Jeans³



Magnetic³



Green Gem³



Shadow Black





SRW

● XL Passenger Van, Cargo Van



16" Silver Steel with Black Hubcap

● XLT Passenger Van
○ XL Passenger Van, Cargo Van



16" Steel with Full Silver Wheel Cover

○ All Vans¹



16" White Steel with Mini-Cap and Lug Nut Covers

○ All Vans



16" Styled Aluminum

DRW

● All Vans



16" Silver Steel with Exposed Lug Nuts (front wheel shown)

○ All Vans¹



16" White Steel with Exposed Lug Nuts (front wheel shown)

○ All Vans



16" Forged Aluminum (front wheel shown)

TIRES

SRW

235/65R16C 121/119 R BSW all-season

DRW

195/75R16C 107/105 R BSW all-season

● STANDARD ○ AVAILABLE

SRW – Single Rear Wheel

DRW – Dual Rear Wheel





STANDARD FEATURES

MECHANICAL

25-gallon fuel tank
70-amp-hr battery
150-amp alternator
Auxiliary fuel port
Dual-note electric horn
Hill start assist
Power-assisted rack-and-pinion steering
Power 4-wheel disc brakes with Anti-Lock Brake System (ABS)
Suspension – Front: independent MacPherson-strut and stabilizer bar; rear: leaf springs and heavy-duty gas shock absorbers

INTERIOR

4-spoke polyurethane steering wheel with tilt/telescoping column
12V powerpoints, 2 in front
Accessory delay
Center stack console with integrated gear shifter
Driver and front-passenger vinyl-trimmed sun visors
Front dome light with map lights and theater-dimming feature
Front overhead console (MR/HR models)
Grab handle on passenger-side A-pillar
Lockable glove box
Power door locks with autolock
Rearview mirror (requires rear-door glass)
Remote Keyless Entry System with 2 key fobs
Speedometer (mph/kph), tachometer, and coolant temperature and fuel level gauges

EXTERIOR

Carbon Black bodyside moldings
Easy Fuel® capless fuel filler
Front bumper – Carbon Black, molded-in-color with lower valance
Front fender-mounted antenna
Rear recovery eye tow hook
Roof marker lamps (DRW)
Solar-tinted glass ¹
Variable-intermittent windshield wipers

SAFETY & SECURITY

3-point safety belts for all seating positions
AdvanceTrac® with RSC® (Roll Stability Control™)
Driver and front-passenger front airbags, front-seat side airbags, and Safety Canopy® side-curtain airbags ²
SOS Post-Crash Alert System™
Tire Pressure Monitoring System (SRW; excludes spare)

ENGINES

Configuration	3.7L Ti-VCT V6 DOHC	3.5L EcoBoost® V6 DOHC	3.2L Power Stroke® I-5 Turbo Diesel DOHC
Fuel injection	Sequential electronic	Direct-injection	Direct-injection
Induction system	Naturally aspirated	Twin-turbocharged; intercooled	Turbocharged; variable-geometry; intercooled
Cylinders	6	6	5
Cylinder heads	Aluminum	Aluminum	Aluminum
Block material	Aluminum	Aluminum	Cast iron
Bore/stroke	3.76"/3.41"	3.64"/3.41"	3.54"/3.96"
Compression ratio	10.5:1	10.0:1	15.8:1
Transmission	6-speed SelectShift® automatic	6-speed SelectShift automatic	6-speed SelectShift automatic
Horsepower	275 @ 6,000 rpm	310 @ 5,500 rpm	185 @ 3,000 rpm
Torque	260 lb.-ft. @ 4,000 rpm	400 lb.-ft. @ 2,500 rpm	350 lb.-ft. @ 1,500–2,500 rpm
Recommended fuel	Regular unleaded gas	Regular unleaded gas	Ultra-low-sulfur diesel or B20 (containing 20% or less biodiesel)
EPA-estimated ratings ³ (Passenger Van LR & MR RWB)	14 city/18 hwy/15 combined mpg	15 city/19 hwy/16 combined mpg	Not EPA rated
Availability	Standard	Optional	Optional ¹

CONFIGURATIONS

LR – Low Roof
MR – Medium Roof
HR – High Roof
RWB – Regular Wheelbase
LWB – Long Wheelbase
LWB-EL – Long Wheelbase Extended Length
SRW – Single Rear Wheel
DRW – Dual Rear Wheel



PACKAGES ● STANDARD ○ AVAILABLE

AMBULANCE PREP PACKAGE:¹ dual heavy-duty batteries, heavy-duty alternator, limited-slip axle, fixed side- and rear-door glass, Modified Vehicle Wiring System, select 4.10 axle on 3.7L V6 (standard on HR, optional on MR), or select 3.73 axle on 3.2L Diesel, 3.5L EcoBoost (optional on MR or HR with sliding passenger-side door)

○ Cargo Van

AUXILIARY HEATER/AC PREP PACKAGE:¹ requires aftermarket upfit of a rear climate control system

○ All Vans

AUXILIARY HEATER PREP PACKAGE:¹ requires aftermarket upfit of a rear climate control system

○ All Vans

BUILDER'S PREP PACKAGE:¹ Modified Vehicle Wiring System; vinyl front floor covering on XL, carpeted on XLT; AM/FM stereo/single-CD player with 4" multifunction display; requires dual heavy-duty batteries and heavy-duty alternator; package deletes rear floor covering, rear seat rails and fasteners, rear seats and safety belts

○ Passenger Van

CNG/PROPANE GASEOUS ENGINE PREP PACKAGE: hardened intake/exhaust valves and valve seats (3.7L V6 only)

○ All Vans

EXTERIOR UPGRADE PACKAGE:¹ chrome headlamp trim, grille and grille surround; and 16" steel wheels with full silver wheel covers

● XLT Passenger Van ○ Cargo Van

HEAVY-DUTY TRAILER TOW PACKAGE: trailer wiring provisions, 4-/7-pin connector, frame-mounted hitch receiver, and tow/haul mode

○ All Vans

INTERIOR UPGRADE PACKAGE:¹ cruise control, 4-way manual Pewter cloth driver and front-passenger seats with inboard armrests, AM/FM stereo/single-CD player with 4" multifunction display, message center, SYNC,[®] instrument panel console mats, illuminated visor mirrors, Load Area Protection Package, and leather-wrapped steering wheel with controls for audio and multifunction display

○ Cargo Van

LOAD AREA PROTECTION PACKAGE:¹ complete rear polypropylene panels on side walls and doors, and vinyl front and rear floor covering

○ Cargo Van

MODIFIED VEHICLE WIRING SYSTEM: modified vehicle connections for customized wiring harness provisions; requires dual heavy-duty batteries and heavy-duty alternator

○ All Vans

PREMIUM PACKAGE:¹ Interior and Exterior Upgrade Packages; Pewter leather-trimmed, heated, 10-way power driver and front-passenger seats with inboard armrests

○ Cargo Van

RADIO PREP PACKAGE:¹ front speaker grilles, antenna, cover plate in place of radio, wiring for single-CD audio and speakers (no radio chassis provided)

○ Cargo Van

RV PREP PACKAGE:¹ Modified Vehicle Wiring System, Trailer Wiring Provisions Package, privacy glass, carpeted front floor covering, and rear cargo door exit handle (requires dual heavy-duty batteries and heavy-duty alternator); package deletes all Passenger Van content behind the B-pillars including rear floor covering, rear seating, rear seat rails, rear fixings and safety belts, rear headliner, rear Safety Canopy side-curtain airbags, and rear climate control

○ XLT Passenger Van

SMOKER'S PACKAGE: cigarette lighter and ash cup

○ All Vans

TRAILER WIRING PROVISIONS PACKAGE: trailer wiring harness, trailer sway control, tow/haul mode, 4-/7-pin connector assembly and rear jumper

○ All Vans





LR RWB SRW



MR LWB SRW



HR LWB-EL DRW

STANDARD FEATURES

MECHANICAL

Full-size spare wheel and tire, 4-ton jack and tool kit
Side-wind stabilization

SEATING

8-passenger (RWB)
12-passenger (LWB)
15-passenger (LWB-EL)

INTERIOR

12V powerpoint, 1 in rear
Cargo area LED load compartment lighting
Complete headliner
Front and rear air conditioning
Windows – Power front

EXTERIOR

Center high-mounted stop lamp
Doors – 180° rear cargo with key-lock cylinder (RWB)
Doors – 253° rear cargo with key-lock cylinder (LWB and LWB-EL)
Doors – 60/40 swing-out passenger-side (LR)
Doors – Sliding passenger-side (MR and HR)
Mirrors – Short-arm, power sideview
Rear bumper – Carbon Black, molded-in-color with extended integral step (LR)
Rear bumper – Carbon Black, molded-in-color with bumper step (MR and HR)
Windows – All-around with 4th-row flip-open glass (LWB-EL)
Windows – Fixed, all-around (RWB and LWB)

SAFETY & SECURITY

Rear view camera – Low-mount (LR)
Rear view camera – High-mount (MR and HR)

XL

INCLUDES STANDARD FEATURES, PLUS:

Vinyl, 4-way manual driver and front-passenger seats with driver's inboard armrest
AM/FM stereo with audio input jack and digital clock
Carbon Black grille with Carbon Black surround
Flooring – Vinyl front and rear¹
Headlamps – Halogen with black trim

AVAILABLE FEATURES:

Vinyl, 4-way manual driver and front-passenger seats with inboard armrests
Cloth, 4-way manual driver and front-passenger seats with inboard armrests and driver's manual lumbar
AM/FM stereo/single-CD player with audio input jack and 4" multifunction display
AM/FM stereo with audio input jack, Bluetooth® and USB port¹
Autolamp with rain-sensing windshield wipers
Cruise control with message center
Flooring – Carpeted front and rear
Front throw-in mat¹
Illuminated visor mirrors¹

XLT

INCLUDES SELECT XL FEATURES, PLUS:

Cloth, 4-way manual driver and front-passenger seats with inboard armrests and driver's manual lumbar
Manual recline rear seats with inboard armrests (excluding last row)
AM/FM stereo/single-CD player with audio input jack and 4" multifunction display
Autolamp with rain-sensing windshield wipers
Chrome grille with chrome surround
Cruise control with message center including full trip computer and engine-hour meter
Exterior Upgrade Package²
Flooring – Carpeted front and rear
Headlamps – Halogen with chrome trim
Illuminated visor mirrors¹
Rear dome light with map lights and theater-dimming feature

AVAILABLE FEATURES AND PACKAGES:

Cloth, 10-way power driver and front-passenger seats with inboard armrests
Leather-trimmed, 10-way power driver and front-passenger seats with inboard armrests
Flooring – Carpeted front floor mats
Flooring – Floor liners
Flooring – Vinyl front and rear
RV Prep Package²
Windows – High-strength laminated glass in 2nd through 4th rows (fixed-glass configurations only)

AVAILABLE FEATURES AND PACKAGES

MECHANICAL

Alternator – Heavy-duty (210-amp on diesel engine, 250-amp on gas engines)

Battery – Single absorbed glass mat (AGM) (gas engines)

Batteries – Dual heavy-duty absorbed glass mat (AGM) (standard with diesel engine)

Programmable Battery Guard/Enhanced Cut-off Relay

Engine block heater (recommended when minimum temperature is 10°F or below; standard on diesel engine)

Manual Regen Initiation (diesel engine)

Manual Regen Initiation with Active Regen Inhibitor (diesel engine)

Push-down manual parking brake¹

Trailer brake controller¹ (requires Heavy-Duty Trailer Tow Package)

DRIVER-ASSIST TECHNOLOGY

Lane-Keeping Alert with Driver Alert

SYNC® Voice Recognition Communications and Entertainment System with 4" LCD screen, 911 Assist, AppLink® and 1 smart-charging USB port¹

SYNC 3 with 6.5" LCD capacitive touchscreen, 911 Assist, AppLink, Apple CarPlay™ compatibility, Android Auto™ compatibility, and 2 smart-charging USB ports¹

SEATING

2-passenger (LWB)

5-passenger (RWB)

8-passenger (LWB)

10-passenger (RWB)

14-passenger (LWB)

15-passenger (LWB)

Cloth, 10-way power, heated driver and 4-way manual front-passenger seats with inboard armrests

INTERIOR

AM/FM stereo/single-CD player with audio input jack, 4" multifunction display, HD Radio™ and SiriusXM® with 6-month All Access trial subscription^{1,2}

AM/FM stereo/single-CD player with SYNC, message center, and leather-wrapped steering wheel with controls for audio and 4" multifunction display

AM/FM stereo/single-CD player with SYNC, message center, HD Radio, SiriusXM with 6-month All Access trial subscription^{1,2} and leather-wrapped steering wheel with controls for audio and 4" multifunction display

AM/FM stereo with SYNC 3, including Navigation System with pinch-to-zoom capability, SiriusXM with 6-month All Access trial subscription^{1,2} SiriusXM Traffic and Travel Link® with 5-year subscription² and HD Radio; leather-wrapped steering wheel with controls for audio and multifunction display; and Lane-Keeping Alert with Driver Alert

110V/150W AC power outlet¹

Auxiliary fuse panel (requires dual heavy-duty batteries and heavy-duty alternator; includes Modified Vehicle Wiring System; included with user-defined upfitter switches)

Flooring – Heavy-duty tray-style floor liners

High-capacity upfitter switches (4; requires dual heavy-duty batteries and heavy-duty alternator; includes Modified Vehicle Wiring System, customer connection point and auxiliary fuse panel)

EXTERIOR

Front license plate bracket (standard in states requiring 2 license plates and optional in all others)

Mirrors – Long-arm, power sideview

Mirrors – Long-arm, power, heated sideview with integrated turn signal indicators

Mirrors – Short-arm, power-folding sideview with power, heated glass and integrated turn signal indicators

Rear bumper – Carbon Black, molded-in-color (LR)

Remote Start System (n/a with diesel engine)

Reverse Sensing System

Running board – Fixed passenger-side

Running board – Power passenger-side

Running boards – Fixed extended-length passenger-side and fixed driver-side

Stainless steel wheel covers (factory-invoiced, dealer-installed accessory; available with standard DRW steel wheels only)

Wheel-well liners (front only)

Windows – All-around with 2nd-row driver's side flip-open glass and fixed 60/40 swing-out passenger-side door glass (LR only; requires privacy glass)

Windows – All-around with 2nd-row flip-open glass and 4th-row flip-open glass (LWB-EL; requires privacy glass)

Windows – All-around with 2nd-row flip-open glass (MR/HR LWB SRW with sliding passenger-side door only; requires privacy glass)

Windows – Privacy glass (includes rear defroster)

Windows – Rear defroster

SAFETY & SECURITY

2 spare keys¹

Backup alarm³

MyKey® technology to help encourage responsible driving¹ includes Level 1 instrument cluster (requires SecuriLock® Passive Anti-Theft System and cruise control)

Perimeter alarm (requires SecuriLock Passive Anti-Theft System)

SecuriCode™ keyless entry keypad

SecuriLock Passive Anti-Theft System

PACKAGES^{1,4}

Auxiliary Heater/AC Prep Package

Auxiliary Heater Prep Package

Builder's Prep Package

CNG/Propane Gaseous Engine Prep Package

Heavy-Duty Trailer Tow Package

Modified Vehicle Wiring System

Smoker's Package

Trailer Wiring Provisions Package

FLEET-ONLY OPTIONS

Center console delete¹

Daytime running lamps

Mirrors – Short-arm, manual sideview

Speed limitation (65-, 70- or 75-mph governed top speed options)



DIMENSIONS

	150 SRW					350 SRW					350 HD DRW				
	Regular (RWB) 130					Long (LWB) 148					Long (LWB-EL) 148				
Wheelbase (in.)	LR		MR			LR		MR			HR				
Roof height	8	10	5	8	10	2	12	14/15	2	12	14/15	12	14/15	2	15
Passenger capacity	8	10	5	8	10	2	12	14/15	2	12	14/15	12	14/15	2	15
Rows of seats	3	4	2	3	4	1	4	5	1	4	5	4	5	1	5

Exterior (in.)															
Wheelbase	129.9					129.9					147.6				
Length	219.9					217.8					237.6				
Height	82.2					98.7					82.4				
Width - Excluding mirrors / mirrors folded	81.3 / 83.2					81.3 / 83.2					81.3 / 83.2				
Width - Including short-arm mirrors	97.4					97.4					97.4				
Front track / rear track	68.2 / 68.6					68.2 / 68.6					68.2 / 68.6				
Front overhang / rear overhang	40.3 / 49.7					40.3 / 47.6					40.3 / 49.7				
Rear overhang with extended bumper	-					49.7					-				
Load height (curb)	28.2					28.2					28.8				
Side door opening height	49.6					63.0					49.6				
Side door opening width - 60/40 swing-out	51.2					-					51.2				
Side door opening width - Sliding	51.2					51.2					51.2				
Rear cargo door opening height / width	46.9 / 59.8					62.8 / 59.8					46.9 / 59.8				

Interior (in.)																							
Head room: 1st row / 2nd / 3rd	40.8 / 41.1 / 40.6					52.0 / 55.8 / 55.8					40.8 / 41.1 / 40.6												
4th row	-					38.7					38.7												
5th row	-					-					-												
Leg room: ¹ 1st row (max.) / 2nd / 3rd / 4th / 5th	41.3 / 33.7 / 35.6 / 35.6 / -					-					41.3 / 33.7 / 35.6 / 35.6 / 35.6												
Hip room: ¹ 1st row / 2nd / 3rd / 4th / 5th	60.7 / 69.6 / 67.3 / 68.0 / -					-					60.7 / 69.6 / 67.3 / 68.0 / 68.0												
Shoulder room: ¹ 1st row / 2nd / 3rd / 4th / 5th	67.9 / 71.4 / 67.0 / 67.8 / -					-					67.9 / 71.4 / 67.0 / 67.8 / 67.8												
Passenger volume (cu. ft.)	177.0		230.9			235.6					230.9		284.1			313.4		386.8		359.9		445.4	
Cargo length front (at floor / at belt)	124.0 / 115.1					124.0 / 115.1					141.7 / 132.8												
Cargo width between wheelhouses	53.7					53.7					53.7												
Cargo height maximum	52.8					67.6					52.8												

Cargo Capacity (cu. ft. with rear seats removed)																														
Cargo volume behind: 1st row	224.5					292.7					256.4		223.5		336.1		303.1		382.6		349.6		461.9		425.4					
2nd row	151.8					197.9					-		183.0		150.0		-		239.8		206.8		273.0		240.1		-		313.1	
3rd row	94.2					125.0					-		124.5		91.5		-		166.9		133.9		190.0		157.0		-		230.0	
4th row	-					39.1					-		70.1		48.9		-		93.9		72.8		107.0		85.8		-		184.0	
5th row	-					-					-		-		-		-		-		-		-		-		-		100.5	



CONFIGURATIONS

	150 SRW		350 SRW			350 HD DRW
	Regular (RWB) 130		Long (LWB) 148			Long (LWB-EL) 148
Wheelbase (in.)	130		148			148
Roof height	LR	MR	LR	MR	HR	HR
Passenger capacity	8/10	5/8/10	2/12/14/15	2/12/14/15	12/14/15	2/15

Side Doors

60/40 swing-out passenger-side	S		S			
Sliding passenger-side	O	S	O	S	S	S

Engines

3.7L Ti-VCT V6	S	S	S	S	S	S
3.5L EcoBoost® V6	O	O	O	O	O	O
3.2L Power Stroke® I-5 Turbo Diesel			O	O	O	O

Max. Capabilities (lbs.)¹

GVWR	8,550		9,400			10,360
Payload	3,000		3,030			3,510

MAXIMUM WEIGHT RATINGS (lbs.)¹

Engines	Regular Axle			Limited-Slip Axle			GCWR	Roof Height	Loaded Trailer ²		
	3.31	3.73	4.10	3.31	3.73	4.10			RWB 130"	LWB 148"	LWB-EL 148"
3.7L Ti-VCT V6	S			O			10,800	LR / MR	4,700	4,300	–
	O ³			O ³			11,200	LR / MR	–	4,700	–
	S			O			10,400	HR	–	–	3,100
	S			O			11,200	HR	–	4,500	–
3.5L EcoBoost V6	S ⁴			O ⁴			11,200	LR / MR / HR	5,000	4,600	–
	O ⁵			O ⁵			11,200	LR / MR / HR	–	–	3,800
3.2L Power Stroke I-5 Turbo Diesel	S ⁴			O ⁴			10,600	LR / MR / HR	–	3,800	–
	O			O			11,200	LR / MR / HR	–	4,400	3,500



5
LR
MR



8
LR
MR



10
LR
MR



12
LR
MR
HR



14
LR
MR
HR



15
LR
MR
HR



15 EL
HR





LR RWB SRW



MR LWB SRW



HR LWB-EL DRW

STANDARD FEATURES

MECHANICAL

Full-size spare wheel and tire, 4-ton jack and tool kit
Side-wind stabilization

SEATING

2-passenger vinyl seating
4-way manual driver and front-passenger seats with driver's inboard armrest

INTERIOR

AM/FM stereo with audio input jack and digital clock
Black plastic stepwell pads
Cargo area LED load compartment lighting with rear switch
Cargo area tie-down hooks
D-pillar weld nuts (MR and HR)
Flooring - Vinyl front
Front air conditioning
Front cloth headliner
Rear cargo door pull-and-release exit handle
Windows - Power front

EXTERIOR

Carbon Black grille with Carbon Black surround
Center high-mounted stop lamp (SRW)
Doors - 180° rear cargo with key-lock cylinder (RWB)
Doors - 253° rear cargo with key-lock cylinder (LWB and LWB-EL)
Doors - 60/40 swing-out passenger-side (LR)
Doors - Sliding passenger-side (MR and HR)
Headlamps - Halogen with Black trim
Mirrors - Short-arm, power sideview
Rear bumper - Carbon Black, molded-in-color with extended integral step (LR)
Rear bumper - Carbon Black, molded-in-color with bumper step (MR and HR)
Roof and side marker lamps (DRW)

SAFETY & SECURITY

Passenger-side front airbag¹ deactivation switch
Rear view camera - Low-mount (LR)
Rear view camera - High-mount (MR and HR)

AVAILABLE FEATURES AND PACKAGES

MECHANICAL

Alternator - Heavy-duty (210-amp on diesel engine, 250-amp on gas engines)
Battery - Single absorbed glass mat (AGM) (gas engines)
Batteries - Dual heavy-duty absorbed glass mat (AGM) (standard with diesel engine)
Programmable Battery Guard/Enhanced Cut-off Relay
Engine block heater (recommended when minimum temperature is 10°F or below; standard on diesel engine)
Full-size spare wheel and tire delete (DRW)
Manual Regen Initiation (diesel engine)
Manual Regen Initiation with Active Regen Inhibitor (diesel engine)
Push-down manual parking brake²
Trailer brake controller² (requires Heavy-Duty Trailer Tow Package)

DRIVER-ASSIST TECHNOLOGY

Autolamp with rain-sensing windshield wipers
Lane-Keeping Alert with Driver Alert
SYNC[®] Voice Recognition Communications and Entertainment System with 4" LCD screen, 911 Assist, AppLink[®] and 1 smart-charging USB port²
SYNC 3 with 6.5" LCD capacitive touchscreen, 911 Assist, AppLink, Apple CarPlay™ compatibility, Android Auto™ compatibility, and 2 smart-charging USB ports²

SEATING

Leather-trimmed, 10-way power, heated driver and front-passenger seats with inboard armrests (n/a on LWB diesel 9,250-lb. GVWR configuration)
Passenger seat delete (also deletes front-passenger seat side airbag and side-curtain airbag; 10,360-lb. GVWR only), vinyl, 4-way manual driver's seat only with manual lumbar and inboard armrest
Passenger seat delete (also deletes front-passenger seat side airbag and side-curtain airbag), cloth, 10-way power, heated driver's seat only with manual lumbar and inboard armrest (n/a on LWB diesel 9,250-lb. GVWR configuration)

INTERIOR

AM/FM stereo with audio input jack, Bluetooth[®] and USB port²
AM/FM stereo/single-CD player with audio input jack and 4" multifunction display²
AM/FM stereo/single-CD player with audio input jack, 4" multifunction display, HD Radio™ and SiriusXM[®] with 6-month All Access trial subscription^{2,3}
AM/FM stereo/single-CD player with SYNC, message center, and leather-wrapped steering wheel with controls for audio and 4" multifunction display
AM/FM stereo/single-CD player with SYNC, message center, HD Radio, SiriusXM with 6-month All Access trial subscription, ^{2,3} and leather-wrapped steering wheel with controls for audio and 4" multifunction display
AM/FM stereo with SYNC 3, including Navigation System with pinch-to-zoom capability, SiriusXM with 6-month All Access trial subscription;² SiriusXM Traffic and Travel Link[®] with 5-year subscription;³ and HD Radio; leather-wrapped steering wheel with controls for audio and multifunction display; and Lane-Keeping Alert with Driver Alert
12V powerpoint, 1 in rear
110V/150W AC power outlet²
Assist/grab handles - At rear cargo door (MR/HR)
Auxiliary fuse panel (requires dual heavy-duty batteries and heavy-duty alternator; includes Modified Vehicle Wiring System; included with high-capacity upfitter switches)
Cruise control with message center including full trip computer and engine-hour meter
D-pillar assist handles
Flooring - Carpeted front
Flooring - Floor liners
Flooring - Heavy-duty rear² (includes heavy-duty rear scuff plate kit)
Flooring - Vinyl front and rear (included in Interior Upgrade and Load Area Protection Packages; n/a with front/rear driver-controlled air conditioning)
Front/rear, driver-controlled air conditioning;² (requires Reverse Sensing System on LR; includes heavy-duty alternator with gas engines)
Front throw-in mat
High-capacity upfitter switches (4; requires dual heavy-duty batteries and heavy-duty alternator; includes Modified Vehicle Wiring System, customer connection point and auxiliary fuse panel)

(continued on next page)

INTERIOR (continued)

- Remote Start System¹
- Scuff plate kit - Heavy-duty rear (n/a with dual sliding side doors)
- Scuff plate - Rear (n/a with dual sliding side doors)
- Illuminated visor mirrors¹

EXTERIOR

- Door - Sliding passenger-side (LR)
- Doors - Dual sliding side (MR and HR)
- Front license plate bracket (standard in states requiring 2 license plates and optional in all others)
- Mirrors - Long-arm, power sideview
- Mirrors - Long-arm, power, heated sideview with integrated turn signal indicators
- Mirrors - Short-arm, power-folding sideview with power, heated glass and integrated turn signal indicators
- Rear bumper - Carbon Black, molded-in-color (LR)
- Remote Start System (n/a with diesel engine)
- Reverse Sensing System
- Running board - Fixed passenger-side (n/a with dual sliding side doors)
- Running board - Power passenger-side (n/a with dual sliding side doors)
- Running boards - Fixed extended-length passenger-side and fixed driver-side (n/a with dual sliding side doors)
- Stainless steel wheel covers (DRW)^{1,2}
- Wheel-well liners (front only)
- Windows - Fixed rear-door glass
- Windows - Fixed rear-door glass and fixed passenger-side door glass
- Windows - Fixed rear-door glass and fixed driver and passenger-side door glass (requires dual sliding side doors)
- Windows - Fixed, all-around (n/a with dual sliding side doors)
- Windows - All-around with 4th-row flip-open glass (n/a with dual sliding side doors; LWB-EL only)
- Windows - High-strength laminated glass (fixed-glass configurations only)
- Windows - Privacy glass (includes rear defroster)
- Windows - Rear defroster (requires fixed rear-door glass)

SAFETY & SECURITY

- 2 spare keys
- Backup alarm²
- MyKey[®] technology to help encourage responsible driving¹ includes Level 2 instrument cluster (requires SecuriLock[®] Passive Anti-Theft System and cruise control)
- Perimeter alarm (requires SecuriLock Passive Anti-Theft System)
- SecuriCode™ keyless entry keypad
- SecuriLock Passive Anti-Theft System

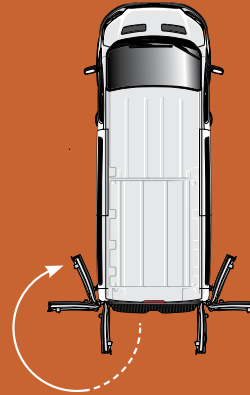
PACKAGES^{1,3}

- Ambulance Prep Package
- Auxiliary Heater/AC Prep Package
- Auxiliary Heater Prep Package
- CNG/Propane Gaseous Engine Prep Package
- Exterior Upgrade Package
- Heavy-Duty Trailer Tow Package
- Interior Upgrade Package
- Load Area Protection Package
- Modified Vehicle Wiring System
- Premium Package
- Radio Prep Package
- Smoker's Package
- Trailer Wiring Provisions Package

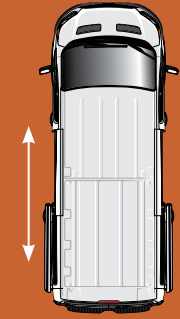
FLEET-ONLY OPTIONS

- Center console delete¹
- Daytime running lamps
- Mirrors - Short-arm sideview
- Orange safety belts
- Speed limitation (65-, 70- or 75-mph governed top speed options)

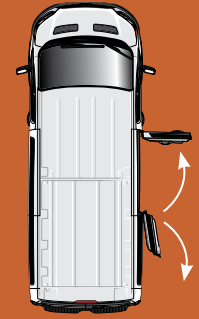
180° or 253°
REAR CARGO DOORS



SINGLE OR
DUAL SLIDING
SIDE DOORS



60/40
SWING-OUT
PASSENGER-SIDE DOORS



See list at left and on previous page for availability.



DIMENSIONS	150/250/350 SRW		150/250/350 SRW		250/350 SRW	250/350 SRW 350 HD DRW
	Regular (RWB) 130		Long (LWB) 148		Long (LWB) 148	Long (LWB-EL) 148
Wheelbase (in.)						
Roof height	LR	MR	LR	MR	HR	HR
Passenger capacity	2	2	2	2	2	2
Rows of seats	1	1	1	1	1	1
Exterior (in.)						
Wheelbase	129.9	129.9	147.6	147.6	147.6	147.6
Length	219.9	217.8	237.6	235.5	235.5	263.9
Height	83.6	100.8	83.2	100.7	110.1	109.4
Width – Excluding mirrors / mirrors folded	SRW DRW	81.3 / 83.2 –	81.3 / 83.2 –	81.3 / 83.2 –	81.3 / 83.2 –	81.3 / 83.2 83.7 / 83.7
Width – Including short-arm mirrors		97.4	97.4	97.4	97.4	97.4
Front track / rear track	SRW DRW	68.2 / 68.6 –	68.2 / 68.6 –	68.2 / 68.6 –	68.2 / 68.6 –	68.2 / 68.6 68.5 / 65.7
Front overhang / rear overhang		40.3 / 49.7	40.3 / 47.6	40.3 / 49.7	40.3 / 47.6	40.3 / 76.0
Load height (curb)		28.9	28.9	28.7	28.7	28.0
Side door opening height		49.6	63.0	49.6	63.0	63.0
Side door opening width – 60/40 swing-out		51.2	–	51.2	–	–
Side door opening width – Sliding		51.2	51.2	51.2	51.2	51.2
Rear cargo door opening height / width		49.5 / 61.7	64.9 / 61.7	49.5 / 61.7	64.9 / 61.7	74.3 / 61.7
Interior (in.)						
Head room		40.8	52.0	40.8	52.0	56.6
Leg room (max.)		41.3	41.3	41.3	41.3	41.3
Hip room		60.7	60.7	60.7	60.7	60.7
Shoulder room		67.9	67.9	67.9	67.9	67.9
Passenger volume (cu. ft.)		63.7	81.1	63.7	81.1	88.3
Cargo length front (at floor / at belt)		126.0 / 115.9	126.0 / 115.9	143.7 / 133.6	143.7 / 133.6	172.2 / 162.0
Cargo width between wheelhouses	SRW DRW	54.8 –	54.8 –	54.8 –	54.8 –	54.8 45.4
Cargo height maximum		56.9	72.0	56.9	72.0	81.5
Cargo Capacity (cu. ft.)						
Cargo volume behind 1st row		246.7	315.2	277.7	357.1	404.3
Maximum cargo volume with front-passenger seat removed		285.0	363.8	316.1	405.6	459.2



CONFIGURATIONS

CONFIGURATIONS	150 SRW				250 SRW					350 SRW					350 HD DRW		
	Regular (RWB) 130		Long (LWB) 148		Regular (RWB) 130		Long (LWB) 148			Long (LWB-EL) 148	Regular (RWB) 130		Long (LWB) 148			Long (LWB-EL) 148	Long (LWB-EL) 148
Wheelbase (in.)	LR	MR	LR	MR	LR	MR	LR	MR	HR	HR	LR	MR	LR	MR	HR	HR	HR

Side Doors

60/40 swing-out passenger-side	S		S		S		S				S		S				
Sliding passenger-side	0	S	0	S	0	S	0	S	S	S	0	S	0	S	S	S	S
Dual sliding		0		0		0		0	0	0				0	0	0	0

Engines

3.7L Ti-VCT V6	S	S	S	S	S	S	S	S	S	S	S	S	S	S	S	S	S
3.5L EcoBoost® V6	0	0	0	0	0	0	0	0	0	0	0	0	0	0	0	0	0
3.2L Power Stroke® I-5 Turbo Diesel	0	0	0	0	0	0	0	0	0	0						0	0

Max. Capabilities (lbs.)¹

GVWR	8,600				9,000					9,500					10,360
Payload	3,670				4,070					4,570					4,640

MAXIMUM WEIGHT RATINGS (lbs.)¹

Engines	Regular Axle			Limited-Slip Axle			GCWR	Roof Height	Loaded Trailer ²		
	3.31	3.73	4.10	3.31	3.73	4.10			RWB 130"	LWB 148"	LWB-EL 148"
3.7L Ti-VCT V6		S			0		10,800	LR / MR	5,400	5,200	–
			0		0		12,000	LR / MR	6,600	6,400	–
			S			0	12,000	HR	–	6,200	6,000
3.5L EcoBoost V6	S ³			0 ³			11,200	LR / MR / HR	5,700	5,600	5,100
		0 ⁴			0 ⁵		12,600/ 13,000 (LWB-EL)	LR / MR / HR	7,100	7,000	6,700
3.2L Power Stroke I-5 Turbo Diesel	S ³			0 ³			10,600	LR / MR / HR	4,800	4,600	4,200
		0			0		13,500	LR / MR / HR	–	7,500	7,100

BACKED BY OVER 690 FORD COMMERCIAL VEHICLE CENTERS



There's a standard of excellence at your local Ford Commercial Vehicle Center dealer, where our certified experts are ready to help you find the right Transit for your needs. The goal on every visit: to provide an industry-leading sales, service and finance experience. After helping you spec your vehicle, our knowledgeable staff will help ensure that every aspect of it is built to your precise requirements. We can also recommend the best way to finance your investment, as well as help maximize your "up-time" after the sale with prompt, specialized service. You'll find extended hours and service discounts at our Service and Parts Department, along with a Parts Advantage program that helps us keep the fastest-moving fleet parts in your area in stock. To learn more and to locate your nearest Ford Commercial Vehicle Center dealer today, visit fordcommercialvehiclecenter.com.





New Vehicle Limited Warranty. We want your Ford Transit ownership experience to be the best it can be. Under this warranty, your new vehicle comes with 3-year/36,000-mile bumper-to-bumper coverage, 5-year/60,000-mile Powertrain Warranty coverage, 5-year/60,000-mile safety restraint coverage, and 5-year/unlimited-mile corrosion (perforation) coverage – all with no deductible. The Ford 3.2L Power Stroke® I-5 Turbo Diesel engine gets 5-year/100,000-mile warranty coverage. Please ask your Ford Dealer for a copy of these limited warranties.

Roadside Assistance. Covers your vehicle for 5 years or 60,000 miles, so you have the security of knowing that help may be only a phone call away should you run out of fuel, lock yourself out of the vehicle or need towing. Your Ford Dealer can provide complete details on all of these advantages.

Ford Commercial Vehicle Center. Each of the over 690 dealerships in our Commercial Vehicle Center (CVC) network is committed to providing quality commercial-oriented products and service, as well as special financing and billing arrangements, to businesses that rely on Ford products. As a CVC customer, your business vehicles receive priority service at your CVC dealership to help get your vehicle back on the road quickly.

Financial Services. Our commercial purchase plans and lines of credit offer attractive rates, negotiable terms and business-friendly options. If you prefer to lease, our CommercialLeaseSM programs offer a wide variety of package options to meet your needs. For additional information, please visit our website at fordcredit.com/comlend.

Ford Credit. Get the ride you want. Whether you plan to lease or finance, you'll find the choices that are right for you at Ford Credit. Ask your Ford Dealer for details or check us out at fordcredit.com.

Ford Protect™ Extended Service Plans. Whether you purchase or lease your Ford vehicle, insist on genuine Ford Protect extended service plans. Ford Protect has a variety of plans to give you peace-of-mind protection whether you want vehicle component or maintenance coverage. Plus, they are fully backed by Ford and honored at all Ford dealerships in the U.S., Canada and Mexico. When you visit your dealer, insist on genuine Ford Protect extended service plans.

Insurance Services. Get Ford Motor Company quality in your auto insurance. Our program offers industry-leading benefits and competitive rates. Call 1-877-367-3847, or visit us at fordvip.com for a no-obligation quote. Insurance offered by American Road Services Company (in CA, American Road Insurance Agency), a licensed agency and subsidiary of Ford Motor Company.

Ford Original Accessories. They're warranted for whichever provides you the greatest benefit: 24 months/unlimited mileage, or the remainder of your Bumper-to-Bumper 3-year/36,000-mile New Vehicle Limited Warranty. Ford Licensed Accessories (FLA) are warranted by the accessory manufacturer's warranty. FLA are designed and developed by the accessory manufacturer and have not been designed or tested to Ford Motor Company engineering requirements. Contact your Ford Dealer for details and/or a copy of all limited warranties.

Amazon, Alexa, and all related logos are trademarks of Amazon.com, Inc. or its affiliates. Android, Android Auto, Google, Google Maps, Waze and logos are trademarks of Google Inc. Apple, Apple CarPlay, Apple Music, iPhone and Siri are trademarks of Apple Inc., registered in the U.S. and other countries. "HD Radio" and the HD Radio logo are proprietary trademarks of iBiquity Digital Corporation. Masterack is a registered trademark of Leggett & Platt Commercial Vehicle Products Company. PANDORA, the PANDORA logo, and the Pandora trade dress are trademarks or registered trademarks of Pandora Media, Inc. Used with permission. Sirius, XM, SiriusXM and all related marks and logos are trademarks of Sirius XM Radio Inc. The Bluetooth word mark is a trademark of the Bluetooth SIG, Inc.

Comparisons based on competitive models excluding other Ford vehicles (class is Full-Size Vans based on Ford segmentation), publicly available information and Ford certification data at time of release. Vehicles may be shown with optional and aftermarket equipment. Features may be offered only in combination with other options or subject to additional ordering requirements/limitations. Dimensions and capacity ratings shown may vary due to optional features and/or production variability. Information is provided on an "as is" basis and could include technical, typographical or other errors. Ford makes no warranties, representations, or guarantees of any kind, express or implied, including but not limited to, accuracy, currency, or completeness, the operation of the information, materials, content, availability, and products. Ford reserves the right to change product specifications, pricing and equipment at any time without incurring obligations. Your Ford Dealer is the best source of the most up-to-date information on Ford vehicles. Body manufacturers are responsible for compliance certification of the completed vehicle. The Ford New Vehicle Limited Warranty and any government certification made by Ford shall cover only the vehicle as manufactured by Ford and shall not extend to any addition, modification or change of or to the vehicle by the Ford Authorized Pool Account.

ford.com/transit



Transit 250 MR LWB Cargo Van in Blue Jeans accessorized with keyless entry keypad, roof rack system,¹ heavy-duty splash guards with stainless steel inserts, hood protector,² front wheel-well liners, side window deflectors,² and 16" full silver wheel covers



Trailer hitch



Carpeted cargo mat



Floor liners



Remote start systems

Shop the complete collection at accessories.ford.com

¹Consult owner's manual for details on roof-rack load limits. ²Ford Licensed Accessory.