

2018

# SIERRA

---



# POWER LIKE A PRO

The new 2018 Sierra elevates the pickup again. It's the truck revered for its bold design, robust capability and comfortably quiet cabin. Sierra offers available tri-mode power steps, powerful and efficient V8s, Magnetic Ride Control and Active Noise Cancellation. It's a reminder that the same passion and purpose that drive you also drive us. We set our own standards, proving that Professional Grade isn't merely a label, it's a way of life. Sierra is a shining example of how we take a strong stance for what we believe in and pursue it like a pro.



SIERRA CREW CAB SLT IN QUICKSILVER METALLIC (left)  
SIERRA DENALI ULTIMATE CREW CAB IN DARK SLATE METALLIC (centre)  
SIERRA ALL TERRAIN DOUBLE CAB SLT IN RED QUARTZ TINTCOAT (right)  
Vehicles shown with available equipment.





# DESIGN

SOME ARTISTS SIGN THEIR WORK. OTHERS SIMPLY FORGE THEIR OWN UNMISTAKABLE STYLE. ON SIERRA, WE DID BOTH.

# DENALI

## MAKES A POWERFUL IMPRESSION

Our designers love details as much as our engineers do. A prime example is Sierra Denali—a premium pickup like no other. It begins with a bold, sculpted front design, Denali-exclusive grille, high-performance LED headlamps, thin-profile LED fog lamps and LED tail lamps. It also offers the features listed below. In addition, we've taken Denali's style, craftsmanship and capability to a higher level by offering the Sierra Denali Ultimate. It includes a 6.2L, 420-hp V8 paired with an 8-speed automatic transmission, 22" wheels with chrome inserts, chrome recovery hooks, a power sunroof and tri-mode power steps to make this the ultimate expression of our premium-grade trucks.


+ 420-hp 6.2L V8 Engine (Available)

+ Magnetic Ride Control

+ 22" Aluminum Wheels (Available)

+ Tri-Mode Power Steps (Available)

+ Enhanced Driver Alert Package With Low Speed Forward Automatic Braking<sup>1</sup>



<sup>1</sup>The Forward Automatic Braking feature may help reduce crash damage under certain conditions discussed in the Owner's Manual. Never rely on this feature to brake the vehicle.



SIERRA DENALI ULTIMATE IN ONYX BLACK  
shown with available equipment.

## TUNES IN WHAT YOU LIKE. TUNES OUT WHAT YOU DON'T.

Sierra Denali is crafted to create the ultimate cabin. Your solitude comes from triple door seals, sound-absorbing materials and an inlaid design that fits the doors precisely into the body. It's the ideal environment to enjoy the 8" diagonal colour touch-screen with the GMC Infotainment System,<sup>1</sup> Bose® sound, OnStar 4G LTE with built-in Wi-Fi® hotspot<sup>2</sup> and the turn-by-turn guidance of the Navigation System.<sup>3</sup> We've also taken attention to detail a step further with a soft-touch instrument panel, burnished aluminum trim, contrasting stitching and Denali-embroidered head restraints. And to keep you powered up, Sierra Denali includes a centre console wireless charging station<sup>4</sup> for use with a variety of smartphones and other mobile devices.

- + 12-Way Power Front Seats With Driver Memory
- + Heated and Ventilated Premium Leather-Appointed Front Bucket Seats
- + Bose Premium Seven-Speaker Sound System With Subwoofer
- + Hand-Stitched and Heated Leather-Wrapped Steering Wheel
- + Bose Active Noise Cancellation (Included With Available 6.2L V8 Engine)

<sup>1</sup>Full functionality requires compatible Bluetooth® and smartphone, and USB connectivity for some devices. Data plan rates apply. <sup>2</sup>Visit [onstar.ca](http://onstar.ca) for coverage maps, details and system limitations. Service plan required. Available 4G LTE with Wi-Fi hotspot requires WPA2-compatible mobile device and data plan. Data plans provided by AT&T.® Services vary by model, service plan, conditions as well as geographical and technical restrictions. OnStar with 4G LTE connectivity is available on select vehicle models and in select markets. Vehicle must be started or in accessory mode to access Wi-Fi. <sup>3</sup>At time of printing, detailed map coverage is available for most major urban areas of the United States and for certain metropolitan areas of Canada (Vancouver, Calgary, Edmonton, Winnipeg, Windsor, London, Toronto, Ottawa, Montreal, Quebec City and Halifax). Coverage is significantly limited outside these areas. <sup>4</sup>The vehicle must be on or Retained Accessory Power must be active. Remove all objects from the charging pad. Place the compatible mobile device face up on the charging symbol on the charging pad. Move the device slowly until the battery charging symbol displays on the touch-screen, indicating the device is charging. See your Infotainment System Owner's Manual.







SIERRA DENALI CREW CAB INTERIOR IN JET BLACK  
shown with available equipment.

# SLT

## THE THREE-LETTER SYMBOL FOR PREMIUM

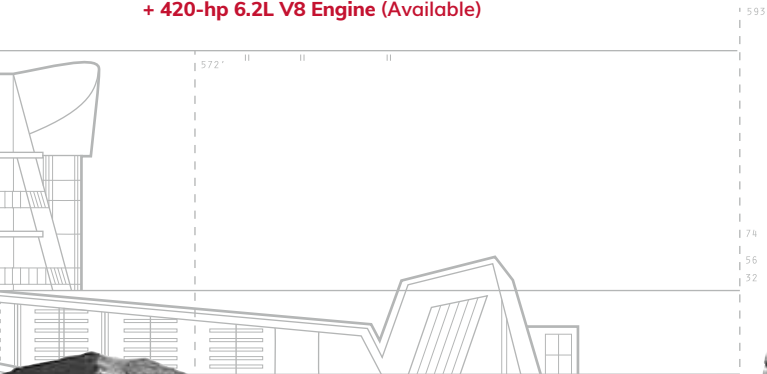
GMC designers formed the distinctive shape of Sierra SLT with a clear understanding of what you demand in a premium truck without sacrificing style, capability, power or efficiency. It begins up front with available high-performance LED headlamps and standard LED fog lamps and, in the rear, LED tail lamps. Providing the power and efficiency are three engine options: the standard 5.3L V8, the available 5.3L V8 with eAssist and the available 6.2L V8 (the most gas V8 horsepower in its class<sup>1</sup>). As always, Sierra SLT surrounds its premium cabin with chrome accents and bold wheels.

+ GMC Signature C-Shaped LED Daytime Running Lamps and LED Tail Lamps

+ High-Performance LED Headlamps (Available)

+ Chrome Exterior Accents

+ 420-hp 6.2L V8 Engine (Available)



SIERRA SLT CREW CAB IN WHITE FROST TRICOAT  
shown with available equipment.

<sup>1</sup>Comparison based on [wardsauto.com](http://wardsauto.com) 2017 Large Light-Duty Pickup segment and latest competitive information available at the time of printing. Excludes other GM vehicles.



## WE'VE REFINED THE TRUCK CABIN

Designing a premium truck environment in SLT that you actually want to spend time in means surrounding you with comfortable, supportive seats as well as luxurious materials. It also means that Crew Cabs offer spacious rear leg room, while Double Cabs feature forward-hinged rear doors to make getting into and out of the rear seat easier. You'll also enjoy these SLT features.

- + Remote Vehicle Starter System
- + Two-Position Driver Seat Memory
- + Dual-Zone Automatic Climate Controls
- + 10-Way Power, Heated, Leather-Appointed Front Seats
- + Power-Adjustable Pedals

SIERRA SLT CREW CAB INTERIOR IN COCOA/DUNE  
shown with available equipment.




# ENGINEERING

SINCE GMC FIRST INTRODUCED THE PROFESSIONAL GRADE TRUCK, WE'VE PUSHED THE BOUNDS OF PHYSICS, SCIENCE AND MATHEMATICS TO CONTINUOUSLY SET HIGHER STANDARDS OF EXCELLENCE.

## HORSEPOWER DRIVEN BY BRAINPOWER

In Sierra, it's as much about outsmarting as it is about overpowering the laws of physics. That's why Sierra's EcoTec3 engines think before responding to driver inputs to generate power efficiently. Take Active Fuel Management: By sensing load and demand, Active Fuel Management improves efficiency by activating or deactivating cylinders. Under demanding conditions, such as high speeds or heavy loads, the valves' switching mechanism is depressurized, reengaging the cylinder and restoring full power.





6.2L EcoTec3 V8 Engine

**420**  
**HORSEPOWER**  
**460**  
**lb.-ft. of**  
**TORQUE**

## PERFORMANCE TECHNOLOGIES

Sierra's EcoTec3 4.3L V6, 5.3L V8, 5.3L V8 with eAssist and 6.2L V8 engines feature Direct Injection (DI) and continuously Variable Valve Timing (VVT) as well as Active Fuel Management to deliver power and efficiency. In fact, the available 5.3L V8 with eAssist offers both 355 hp and up to an estimated 14.4 L/100 km city and 11.2 L/100 km hwy 4x4,<sup>1</sup> while the available 6.2L V8 offers 420 hp with an estimated 15.9 L/100 km city and 11.2 L/100 km hwy 4x2.<sup>1</sup> The 8-speed automatic transmission is standard on Denali and available on select SLT models.

- + **Active Fuel Management:** Only uses the cylinders it needs to save fuel (deactivating two on the V6 and four on the V8).
- + **Direct Injection:** Produces precise fuel distribution and fast, efficient combustion.
- + **Variable Valve Timing:** Responsive in low-speed and open-road passing or trailering.
- + **Piston Cooling:** Sprays oil under pistons and on cylinder walls to maximize power and durability.
- + **5.3L V8 With eAssist Technology:** Additional fuel optimization is achieved using Stop/Start technology, electric power boost, regenerative braking and a lithium-ion battery pack.
- + **6.2L V8:** Offers the most gas V8 horsepower in its class.<sup>2</sup>

<sup>1</sup>Fuel-consumption estimates based on GM preliminary testing in accordance with Government of Canada approved test methods. Refer to vehicles.nrcan.gc.ca for details. Your actual fuel consumption may vary. <sup>2</sup>Comparison based on wardsauto.com 2017 Large Light-Duty Pickup segment and latest competitive information available at the time of printing. Excludes other GM vehicles.


## ROADS CHANGE IN A SECOND. SO DOES THE SUSPENSION.

Road surfaces go from smooth to uneven and rough or from straight to curvy without warning. That's why Sierra Denali features standard Magnetic Ride Control, a suspension system that speed-reads the road up to 1000 times a second, thinks and responds to changes in the road long before you ever could. All you have to do is feel a more comfortable, controlled ride. It's a unique system no other competitor in its class<sup>1</sup> offers.




### CRUISING

On smooth roads, the iron particles in the patented magnetorheological fluid align to allow for a smooth ride.



### CONTROLLED

During cornering or on uneven surfaces, a magnetic field realigns the particles for a more secure, precise driving experience.



<sup>1</sup>Comparison based on [wardsauto.com](http://wardsauto.com) 2017 Large Light-Duty Pickup segment and latest competitive information available at time of printing. Excludes other GM vehicles.





**ELECTRIC RACK-AND-PINION STEERING** The electric variable-assist power rack-and-pinion steering system on Sierra provides precise handling.

**HYDROFORMED FRAME** Providing Sierra with the ultimate in a solid foundation is a hydroformed, fully boxed, high-strength steel frame.

**CORROSION-RESISTANT DURALIFE BRAKE ROTORS** GMC engineers used patented Ferritic Nitro-Carburizing (FNC) technology that can help double rotor life.

**HIGH LATERAL-RATE BODY MOUNTS** Connecting the body to the frame are high lateral-rate hydraulic and shear-style body mounts for a smooth, quiet ride.

**LARGE RING GEARS** On Sierra models with the available 5.3L V8 engine, the rear axle features a large 241 mm (9.5") ring gear. Choose the Max Trailering Package or an available 6.2L model and it increases to 248 mm (9.76"). The rear axles are engineered to handle the robust power and provide durability.

**COIL-OVER-SHOCK FRONT SUSPENSION** This fully independent system is precisely tuned for improved handling.

**EATON® AUTOMATIC LOCKING REAR DIFFERENTIAL** This available feature automatically directs power to the wheel with the most traction on loose gravel or slippery surfaces to keep Sierra moving confidently forward.

**STABILITRAK** Sierra's electronic stability control system helps improve stability by detecting and reducing traction loss.

## IT'S NOT JUST HOW MUCH YOU TOW. IT'S HOW WELL YOU TOW.

Not only does Sierra equipped with the available 6.2L V8 and Max Trailering Package trailer up to 5670 kg (12,500 lb.),<sup>1</sup> but it helps keep you firmly in command. Sierra's power and seamlessly integrated available trailering technologies trailer and control heavy loads, even in challenging situations.

**MAX TRAILERING PACKAGE (AVAILABLE)** Increased trailering capacity results when Sierra is equipped with this available package. It includes a 248 mm (9.76") ring gear, 3.73 (6-speed) or 3.42 (8-speed) axle ratio with the available 5.3L V8 (3.42 with 6.2L V8), trailer brake controller, enhanced cooling radiator, revised shock tuning and heavier-duty rear springs.

**PREMIUM TRAILERING MIRRORS** The mirrors are heated and power-adjustable and are required and only available with the Max Trailering Package. A power-folding feature and driver memory are also included on SLT. You'll appreciate the segment-first<sup>2</sup> LED rear guidance lamps that enhance visibility when backing up.

**HILL START ASSIST** Sensors automatically detect when Sierra is on a 5 percent grade or more. The system holds the brakes momentarily, preventing rollback.

**TOW/HAUL MODE** To give you even more power to accelerate when trailering or hauling heavy loads, Tow/Haul mode raises transmission upshift points.

**REAR VISION CAMERA** The centre screen serves as your monitor for the camera. Its dynamic grid lines help when hitching a trailer.



SIERRA CREW CAB SHORT BOX IN RED QUARTZ TINTCOAT  
shown with available equipment.

**3447 KG**  
(7600 LB.)

### 4.3L V6

With the standard 4.3L V6, Sierra achieves a maximum trailer weight rating of up to 3447 kg (7600 lb.) when properly equipped.<sup>1</sup>

<sup>1</sup>Sierra's 3447 kg (7600-lb.) rating requires Sierra Regular Cab Standard Box 4x4 with 4.3L EcoTec3 V6 engine. Sierra's 5670 kg (12,500-lb.) rating requires Sierra Double Cab or Crew Cab Short Box 4x2 with 6.2L EcoTec3 V8 engine and Max Trailering Package. Sierra's 5035 kg (11,100-lb.) rating requires Sierra Double Cab 4x2 with 5.3L EcoTec3 V8 engine and Max Trailering Package. Before you buy a vehicle or use it for trailering, carefully review the trailering section of the Owner's Manual. The weight of passengers, cargo and options or accessories may reduce the amount you can tow. <sup>2</sup>Comparison based on wardsauto.com 2017 Large Light-Duty Pickup segment and latest competitive information available at the time of printing. Excludes other GM vehicles.

**TRAILER SWAY CONTROL** This technology keeps both you and your trailer heading in the same direction, automatically. It detects a swaying trailer and applies both the vehicle's and the trailer's brakes (if properly equipped) to help bring it back in line.

**TRAILER BRAKE CONTROLLER** For fingertip control and easy monitoring of your trailer brakes, Sierra offers an available integrated trailer brake controller. It displays the level of brake force or "gain" in the Driver Information Centre (DIC).

**AUTO GRADE BRAKING** It automatically senses when you want to slow your Sierra and engages a Grade Braking shift pattern to help maintain your desired speed.

**TAPSHIFT** For full command over Sierra's shifting, TapShift controls on the gear lever use a precise algorithm that improves shifting response time.

**TRANSMISSION TEMPERATURE GAUGE** Located in the DIC, it allows you to monitor the transmission fluid operating temperature in real time.



**5035 KG**  
(11,100 LB.)

**5.3L V8**

Choose the available 5.3L V8 with the Max Trailering Package and you're able to tow up to a maximum of 5035 kg (11,100 lb.) when properly equipped.<sup>1</sup>

**5670 KG**  
(12,500 LB.)

**6.2L V8**

Select the available 6.2L V8 with the available Max Trailering Package and pull even bigger work or play equipment—up to a maximum of 5670 kg (12,500 lb.) when properly equipped.<sup>1</sup>

## ANATOMY OF COMFORT

Sierra achieves the ultimate in support and comfort. Its seats are engineered to feel good from day one and for the long haul. Add available leather appointments and heating and ventilation, and leaving the seats may not be easy to do.

**LASTING COMFORT SEATS** Hard work shouldn't describe the front seats in your Sierra. That's precisely why they feature a bolstered design to support you and dual-firmness foam to provide lasting comfort. We used generous seat cushion bolsters so they'll maintain their shape and appearance over time. A premium grade of foam was selected for its ability to retain its shape over time to reduce driver and passenger fatigue. The seats also use high-wear materials that were tested for 100,000 durability cycles of entry and exit.

**HEATED AND VENTILATED FRONT SEATS** The ultimate in all-weather comfort, these seats (standard on Denali; available on SLT) are perforated and leather appointed. You'll also appreciate the warmth of front heated leather-appointed seats on SLT or available front heated cloth seats on SLE.

**POWER FRONT SEATS** Get comfortable at the touch of a button with available power-adjustable front seats. Driver-seat adjustment is available for 40/20/40 seating with select equipment packages, and power driver and front-passenger seats are included with all bucket seats on SLE (10-way driver/six-way passenger), SLT (10-way driver/10-way passenger) and Denali (12-way driver/12-way passenger).





**PREMIUM MATERIALS** Sierra offers premium materials such as a soft-touch feel on the instrument panel, while real aluminum trim and contrasting stitching give the interior an overall refined appearance.



**HEATED STEERING WHEEL** Standard on Denali and available on SLT, the leather-wrapped, heated steering wheel adds warmth whenever you demand it.



**CLIMATE CONTROL** Automatic dual-zone climate control with individual settings for the driver and front-seat passenger is standard on SLT and Denali and available on SLE.



**GENEROUS STORAGE** An available centre floor console maximizes space with a cavernous storage bin large enough for hanging files, a laptop or mobile devices. Pockets on either side of the console and in the door panels offer "grab and go" convenience and twin glove boxes give you and your companions personal storage areas.



**REAR SEATING** Rear-seat comfort is the result of 1040 mm (40.9") of leg room on Crew Cabs. The Rear Seat Reminder (standard on Double Cab and Crew Cab models) is activated when a second-row door is opened or closed during or just before a trip. When Sierra is turned off, under certain conditions, an audible chime and a message in the Driver Information Centre remind you to check the second row.<sup>1</sup>



**POWER-ADJUSTABLE PEDALS** To help drivers of varying heights sit at a comfortable distance from the steering wheel, adjustable pedals are available on SLE and standard on SLT and Denali.

<sup>1</sup>Does not detect people or items. Always check the rear seat before exiting the vehicle.

## SEE. AND BE SEEN.

To help give Sierra clear vision in many driving situations, GMC engineers use available high-performance LED headlamps, thin-profile LED fog lamps and LED tail lamps to provide visibility, efficiency and durability.

- + **IntelliBeam** When oncoming headlamps or tail lamps are detected in front of the truck, Sierra offers this available system to automatically adjust between low and high beams.
- + **High-Performance LED Headlamps Provide Illumination and Efficiency (Available)**
- + **GMC Signature LED Lighting With Daytime Running Lamps Provides a Distinct Appearance**
- + **Thin-Profile LED Fog Lamps Help Visibility (Available)**









# FUNCTIONALITY

EVERY ELEMENT IN EVERY GMC GOES BEYOND ITS BOLD, CONFIDENT APPEARANCE.  
EACH SERVES A HIGHER PURPOSE—WHERE SIERRA'S FORM IS EXCEEDED ONLY BY ITS FUNCTION.



# ALL TERRAIN

## THE BEST ROADS ARE THE ONES YOU CREATE

Keep going long after the pavement ends. Sierra All Terrain conquers challenging landscapes while helping to keep you in control. And no matter how rugged the going gets, its cabin is refined and comfortable.

**EXCLUSIVE ALL TERRAIN DESIGN** To match its off-road capability, the new All Terrain exterior features body-colour door handles, bodyside moulding, grille surround and bumpers, black mirror caps and beltline moulding, thin-profile LED fog lamps and LED tail lamps. The distinctive interior provides a supportive environment with carbon-fibre-inspired accents, unique All Terrain leather-appointed seating with contrasting red stitching and special dark aluminum IP trim.

**OFF-ROAD SUSPENSION** Featuring monotube Rancho® shocks, the legendary Z71 suspension allows you to go beyond mere sightseeing to truly explore the great outdoors. Venturing off-pavement means encountering just about anything, so an underbody shield helps protect vital components under the truck.

**AUTOTRAC 4X4 TRANSFER CASE** This 2-speed 4x4 system features both high- and low-range settings and is ideal when traction conditions are variable. When driving in AUTO, the front axle is engaged and power is sent to the front and rear wheels automatically, based on the driving situation.

**OFF-ROAD INCLINOMETER** To provide an accurate measure of your angle of pitch and roll while venturing off road, Sierra All Terrain includes a real-time gauge in the Driver Information Centre.

**HIGH-CAPACITY AIR FILTER** With off-road adventures come all sorts of dirt or debris attempting to invade the engine. The air filter is engineered with a large filter area that requires changing less often.

**UNIQUE ALL TERRAIN WHEELS AND TIRES** 20" ultra-bright machined aluminum wheels with dark painted accents are available. The all-terrain tires are designed to perform on-road and off.

**HILL DESCENT CONTROL** Activated by pushing a button that's easy to reach, this available feature uses anti-lock braking for a smooth and controlled hill descent under certain conditions without you having to touch the brake pedal.



SIERRA ALL TERRAIN DOUBLE CAB IN RED QUARTZ TINTCOAT (left)  
SIERRA ALL TERRAIN CREW CAB IN DARK SLATE METALLIC (right)  
Vehicles shown with available equipment.



Optional equipment shown. Roll bar lights are intended for off-road use only. Consult the Owner's Manual before using.

# ALL TERRAIN X

## GO WHERE YOUR MIND HAS BEEN ALL WEEK

With Sierra All Terrain at its core, we crafted the Sierra All Terrain X Package so you can live out your weekday dreams. To help you venture farther away from it all and conquer more challenging environments, we've heightened its rugged capabilities. We've added premium features and dialled up its aggressive, monochromatic design. All Terrain X is available on Sierra SLT 4x4 Crew Cab Short Box and Double Cab Standard Box models. Starting with standard All Terrain content, the X includes additional features.

**ALL TERRAIN X TIRES** The 265/65R18SL Mud-Terrain-rated Goodyear® Wrangler DuraTrac® MT tires are designed for off-road competence in dirt, gravel and mud, with on-road composure in dry, wet and wintry conditions.

**18" WHEELS** These black painted aluminum wheels add to its stealth look.

**BLACK SPORT SIDE STEPS** Gain easy access into the truck cabin.

**BLACK BED-MOUNTED SPORT BAR** It's designed to support the available accessory off-road LED lighting package (shown) for illumination in any environment.

**HIGH-PERFORMANCE LED HEADLAMPS** The dark of night shouldn't stop your off-road adventures.

**ENGINES** A 5.3L V8 with Direct Injection (DI), Variable Valve Timing (VVT) and Active Fuel Management is standard. A 420-hp 6.2L V8 is available.

**EXTERIOR COLOURS** Choose your Sierra All Terrain X in Onyx Black, Summit White, Stone Blue Metallic,<sup>1</sup> Dark Slate Metallic,<sup>1</sup> Red Quartz Tintcoat<sup>1</sup> or Deep Mahogany Metallic.<sup>1</sup>



SIERRA ALL TERRAIN X CREW CAB IN ONYX BLACK (left and right)  
Vehicles shown with available equipment.

<sup>1</sup>Additional charge, premium paint.

## CORNER OFFICE. HOME OFFICE. MOBILE OFFICE.

You can always count on Sierra to offer advanced technologies to help keep you connected, entertained and highly productive. Stay connected on the go with the available OnStar 4G LTE with built-in Wi-Fi hotspot<sup>1</sup> to make Sierra your office away from the office.



### ONSTAR 4G LTE WITH BUILT-IN WI-FI HOTSPOT<sup>1</sup>

Available OnStar 4G LTE with built-in Wi-Fi (3-month or 3 GB data trial, whichever comes first) means a fast internet connection for up to seven web-enabled devices. It's reliable, easy to use and can connect up to 15 metres (50 feet) around the vehicle when it is running.

**GMC INFOTAINMENT SYSTEM<sup>2</sup>** The GMC Infotainment System features a full-colour 7" or an available 8" diagonal screen for easy viewing and hands-free, voice-activated control of your smartphone. Stream music, sync MP3 music, receive vocalized text messages, benefit from Siri<sup>®</sup> Eyes Free<sup>3</sup> assistance, connect libraries from multiple devices and store phone contacts. Learn more at [gmccanada.ca](http://gmccanada.ca).



**BOSE<sup>®</sup> SOUND SYSTEM** The optional Bose sound system is engineered to give you the realism and presence of a live performance.



**REAR VISION CAMERA** The centre screen also serves as your monitor for the camera. Its dynamic grid lines (included on all 7" and 8" diagonal screens) help provide the perfect target when backing up or hitching a trailer.

**CENTRE CONSOLE WIRELESS CHARGING STATION<sup>4</sup>** Available wireless charging located on the centre console lets you power up your compatible phone or device anytime the vehicle is running. Plus, you'll also find up to six available USB ports,<sup>5</sup> four auxiliary power outlets and an available 110-volt outlet to keep everyone connected and powered up.



**VOICE AND TOUCH-SCREEN NAVIGATION<sup>6</sup>** In response to your voice or touch, Sierra's available Navigation System displays 2-D or 3-D map graphics on the 8" diagonal centre-mounted screen. Also included, SiriusXM Traffic<sup>7</sup> (with 3 trial months of SiriusXM<sup>7</sup>) incorporates real-time traffic and road conditions, directing you toward the most efficient route.

<sup>1</sup>Visit onstar.ca for coverage maps, details and system limitations. Service plan required. Available 4G LTE with Wi-Fi hotspot requires WPA2-compatible mobile device and data plan. Data plans provided by AT&T. Services vary by model, service plan, conditions as well as geographical and technical restrictions. OnStar with 4G LTE connectivity is available on select vehicle models and in select markets. Vehicle must be started or in accessory mode to access Wi-Fi. <sup>2</sup>Full functionality requires compatible Bluetooth and smartphone, and USB connectivity for some devices. Data plan rates apply. <sup>3</sup>Requires GMC Infotainment System and compatible iPhone® running iOS 6 or newer. <sup>4</sup>The vehicle must be on or Retained Accessory Power must be active. Remove all objects from the charging pad. Place the compatible mobile device face up on the charging symbol on the charging pad. Move the device slowly until the battery charging symbol displays on the touch-screen, indicating the device is charging. See your Infotainment System Owner's Manual. <sup>5</sup>Not compatible with all devices. <sup>6</sup>At time of printing, detailed map coverage is available for most major urban areas of the United States and for certain metropolitan areas of Canada (Vancouver, Calgary, Edmonton, Winnipeg, Windsor, London, Toronto, Ottawa, Montreal, Quebec City and Halifax). Coverage is significantly limited outside these areas. <sup>7</sup>SiriusXM satellite radio service and SiriusXM Traffic are sold separately after trial period. SiriusXM Traffic is available in select markets and requires SiriusXM satellite radio service. If you decide to continue service after your trial subscription, the plan you choose will automatically renew and bill at then-current rates until you call 1-888-539-7474 to cancel. Other fees and taxes will apply. All fees and programming subject to change. See complete terms and conditions at [siriusxm.ca/terms](http://siriusxm.ca/terms).

# CARRY YOUR OWN SECURITY DETAIL

Safety features are no substitute for the driver's responsibility to operate the vehicle in a safe manner. The driver should remain attentive to traffic, surroundings and road conditions at all times. Read the vehicle Owner's Manual for important feature limitations and information.

**ENHANCED DRIVER ALERT PACKAGE** This available package provides the reassurance of Lane Keep Assist with Lane Departure Warning, Forward Collision Alert, IntelliBeam headlamps and Low Speed Forward Automatic Braking.<sup>1</sup>

**REAR VISION CAMERA** The centre screen serves as a helpful monitor for the Rear Vision Camera. It helps you see what's behind you when backing up.

**REAR PARK ASSIST** This available feature alerts you to objects behind the truck.

**REINFORCED STEEL SAFETY CAGE DESIGN** Sierra's body structure is engineered to help maintain the integrity of the passenger compartment in the event of a collision.

**LATCH CHILD-SEAT ANCHORING SYSTEM** LATCH stands for Lower Anchors and Tethers for CHildren. A child seat with LATCH attachments installs to specially designed anchors with an audible "click." You can also install a top tether strap (if child seat is equipped) that helps limit forward movement and child-seat rotation while driving or in a crash.

**SAFETY ALERT SEAT** Relaying inputs from available features such as Forward Collision Alert and Lane Keep Assist, this available seat alerts you to potential traffic danger using directional vibration pulses within the seat cushion instead of audible alerts.

**LANE KEEP ASSIST WITH LANE DEPARTURE WARNING** This available feature helps drivers avoid crashes due to unintentional lane changes. It assists by gently turning the steering wheel if Sierra approaches a detected lane marking without the turn signal being activated.

**LOW SPEED FORWARD AUTOMATIC BRAKING<sup>1</sup>** If the vehicle is travelling at a low speed and the available system detects that a front-end collision situation is imminent while following a detected vehicle, and you have not applied the brakes, the system automatically applies the brakes to help reduce the collision's severity. The system may even help you to avoid the collision at very low speeds.

**FRONT PARK ASSIST** This available feature alerts you to objects in front of the truck while parking.

**AIRBAGS<sup>2</sup>** To help reduce the risk of injury to passengers, dual-stage frontal airbags use sensors to gauge the severity of a crash. Head-curtain airbags deploy from the roof rail like a protective curtain for outboard passengers and can be activated by either rollover or side-impact sensors.

<sup>1</sup>The Forward Automatic Braking feature may help reduce crash damage under certain conditions discussed in the Owner's Manual. Never rely on this feature to brake the vehicle. <sup>2</sup>Always use safety belts and the correct restraint for your child's age and size. Even in vehicles equipped with the Passenger Sensing System, children are safer when properly secured in a rear seat in the appropriate infant, child or booster seat. Never place a rear-facing infant restraint in the front seat of any vehicle equipped with a passenger airbag. See the Owner's Manual and child safety seat instructions for more safety information.





## WE'RE AS CLOSE AS THE BLUE BUTTON

Connect to an OnStar<sup>1</sup> Advisor just by pushing the blue OnStar button in your Sierra. Most 2018 Sierras include the OnStar Basic Plan<sup>2</sup> for 5 years (available on base Sierra trim), plus a limited service trial of the Guidance Plan that includes a comprehensive suite of emergency, security, navigation and diagnostic services.

**EMERGENCY: HELP WHEN IT MATTERS MOST.** With Automatic Crash Response,<sup>3</sup> you can be immediately connected to the help you need the moment you need it, even if you can't ask for it. If you're stranded, have a flat tire or need a tow truck, use Roadside Assistance<sup>4</sup> and an OnStar Advisor will locate a nearby service provider and direct them to your exact location.

**SECURITY: IT CAN HELP RECOVER YOUR VEHICLE IF IT'S EVER STOLEN.** Breathe easy knowing a comprehensive suite of Stolen Vehicle Assistance<sup>5</sup> services is available to help recover your vehicle. With Theft Alarm Notification,<sup>6</sup> OnStar can alert you if your vehicle's alarm is sounding, and if your vehicle is stolen, OnStar will work with authorities to help locate and recover it quickly.

**NAVIGATION: TRAVEL MADE EASY.** Turn-by-Turn Navigation<sup>7</sup> makes everywhere you go as familiar as your own neighbourhood. And with OnStar AtYourService,<sup>8</sup> an Advisor can help you book a hotel room on the go.

**CONNECTIONS: FAST AND RELIABLE.** Stay connected almost anywhere, anytime with the built-in Wi-Fi hotspot<sup>1</sup> and connect up to seven devices at fast speeds.

**VEHICLE MANAGER: PREPARING YOU FOR WHAT'S AHEAD.** Enjoy the ultimate ownership experience with your myGMC mobile app.<sup>9</sup> Use Remote Access<sup>10</sup> to start your engine, lock and unlock your doors, honk the horn and flash the lights from anywhere there is cellphone service. Get real-time Diagnostic Alerts<sup>11</sup> or a monthly diagnostics report of the vehicle's engine, transmission and more with Advanced Diagnostics.<sup>11</sup>

<sup>1</sup>Visit onstar.ca for coverage maps, details and system limitations. Service plan required. Available 4G LTE with Wi-Fi hotspot requires WPA2-compatible mobile device and data plan. Data plans provided by AT&T. Services vary by model, service plan, conditions as well as geographical and technical restrictions. OnStar with 4G LTE connectivity is available on select vehicle models and in select markets. Vehicle must be started or in accessory mode to access Wi-Fi. <sup>2</sup>The OnStar Basic Plan is available on eligible new vehicles for 5 years and is transferable to subsequent owners for the remaining term. It includes the monthly Diagnostics Report emails (capabilities vary by model), Dealer Maintenance Notification, access to select vehicle mobile app features and more. This plan does not include emergency, security or navigation services. These and other services require a paid or Add-On Plan. Visit onstar.ca for vehicle availability, coverage maps, details and system limitations. Available 4G LTE with Wi-Fi hotspot requires WPA2-compatible mobile device and data plan. Data plans are provided by AT&T. <sup>3</sup>Visit onstar.ca for vehicle availability, details and system limitations. OnStar acts as a link to existing emergency service providers. Not all vehicles can transmit all crash data. <sup>4</sup>Roadside service provided by Allstate Roadside Services. Limitations and restrictions apply. <sup>5</sup>Service varies by model and conditions. Visit onstar.ca for details and system limitations. Stolen Vehicle Slowdown and Remote Ignition Block are available on select 2009 and newer GM vehicles. <sup>6</sup>Capability varies by model, conditions as well as geographical and technical restrictions. Visit onstar.ca for vehicle availability, details and system limitations. Requires factory-installed theft-deterrent system and Security or Guidance plan or Stolen Vehicle Assistance Add-On Plan and selected notification preference(s). Vehicles must be locked electronically to arm the factory-installed theft-deterrent system. Messaging and data rates may apply. <sup>7</sup>Requires Basic Plan and navigation system to send directions through the mobile app. Turn-by-Turn directions and Destination Download also available through an advisor with the Guidance Plan or Navigation Add-On Plan. Visit onstar.ca for coverage maps. Services vary by model. ABS required. <sup>8</sup>Not available on Basic Plan. Hotel booking and billing done through Priceline. <sup>9</sup>Offers may vary. Check AtYourService through a blue OnStar button press for latest offers. <sup>10</sup>Available on select Apple® and Android™ devices. Some features may require a paid OnStar service plan. Features and capability may vary by vehicle, device, conditions as well as geographical and technical restrictions. Device data connection required. <sup>11</sup>Visit onstar.ca for coverage maps, details and system limitations. Services vary by model, conditions as well as geographical and technical restrictions. Unlock feature requires automatic locks. Remote start requires factory-installed and enabled remote-start system. <sup>12</sup>Availability and capabilities vary by model. Visit onstar.ca for details and system limitations. Message and data rates may apply. Requires active OnStar service, email address on file and enrolment in Advanced Diagnostics which may include access to the monthly Diagnostics Report emails, Diagnostic and Proactive Alerts, Dealer Maintenance Notification and On-Demand Diagnostics (requires paid service plan). Other factors may affect vehicle performance. Not all issues will deliver alerts. In certain scenarios, a dealer service check may be required to confirm the accuracy of the Diagnostic and Proactive Alerts.

# THE GMC OF WHEELS

Building the 2018 Sierra means crafting every millimetre of it from the ground up—especially the wheels it rides on. That's why you'll find a selection of specially designed GMC wheels in a range of styles for your Sierra. See your dealer for more wheel availability details.



17" PAINTED STEEL (RD6)  
Standard on Sierra



17" STAINLESS-STEEL CLAD (RD7)  
Available on Sierra



17" PAINTED AND BRIGHT  
MACHINED ALUMINUM (Q5W)  
Standard on SLE; available on Sierra



18" BRIGHT MACHINED ALUMINUM (UHN)  
Standard on All Terrain; available on SLE



18" POLISHED ALUMINUM (RCW)  
Standard on SLT



18" 5-SPOKE BLACK PAINTED  
ALUMINUM (REG)  
Standard on All Terrain X



20" BRIGHT MACHINED ALUMINUM WITH  
DARK ARGENT PAINTED ACCENTS (NZH)  
Available on All Terrain



20" BRIGHT MACHINED ALUMINUM (RD3)  
Available on Elevation Edition and SLE



20" CHROME-CLAD ALUMINUM (NZP)  
Available on SLT



20" BLACK PAINTED ALUMINUM (NZQ)  
Standard on Elevation Edition



20" POLISHED ALUMINUM (RD5)  
Available on SLT



20" ULTRA-BRIGHT MACHINED  
ALUMINUM (NZG)  
Standard on Denali



20" CHROME ALUMINUM (RTL)  
Available on Denali



22" ALUMINUM WITH PREMIUM PAINT  
AND CHROME INSERTS (Q7M)  
Standard on Denali Ultimate Package

# WE SIGNED OUR WORK. NOW IT'S YOUR TURN.

GMC Accessories range from the functional to the stylish so you can truly make Sierra your own.



**PREMIUM FLOOR LINERS** Sierra's floor liners take all-weather floor mat coverage further with raised edges to help protect floor and trim contours.



**TONNEAU COVERS** The soft cover shields cargo and easily rolls up to allow full access to the bed and is constructed with integrated crossbows. A soft tri-fold cover is also available. The hard cover is tri-folding and adds strong content protection and easy access to the cargo box. All three covers display a GMC logo.



**MOULDED SPLASH GUARDS** Custom-designed moulded splash guards fit directly behind the wheels to help protect against tire splash and mud. Specially designed for your vehicle, they include styling features that accent the exterior of your Sierra.



**REAR UNDER-SEAT STORAGE ORGANIZER** Contain, organize and conceal items under the rear seat of your Sierra with this durable, moulded plastic under-seat storage box. Shown with second-row floor liners.



**ASSIST STEPS** Make it easier to get into and out of your truck with these stylish steps. The 6" rectangular are chrome (shown) and the 4" round are stainless steel. Both are rust-resistant and available in either chrome or black powder coat.



**SF0 ACCESSORY WHEEL<sup>1</sup>**  
22" 6 split-spoke Ultra-Bright Machined Manooagian Silver



**SEW ACCESSORY WHEEL<sup>1</sup>**  
22" 5 split-spoke Ultra-Bright Machined High-Gloss Black



**SEV ACCESSORY WHEEL<sup>1</sup>**  
22" 6-spoke High-Gloss Black



**RX1 ACCESSORY WHEEL<sup>1</sup>**  
22" 7-spoke Silver with Black Inserts


<sup>1</sup>Use only GM-approved tire and wheel combinations. Unapproved combinations may change the vehicle's performance characteristics. For approved tire and wheel combinations and other important information, go to [gmcaccessories.ca](http://gmcaccessories.ca) or see your dealer for details.

**INSTRUMENT PANEL ACCENTS**



Axiom Aluminum    Burnished Aluminum    Dark Aluminum

**DOOR AND CONSOLE ACCENTS**



Off-Road Carbon Accent    Mineral Caster Wood Tone    Grand Lace Wood Tone

**INTERIOR COLOURS/  
SEATING SURFACES**  
VINYL    CLOTH







Jet Black/Dark Ash    Jet Black/Dark Ash

**MODELS**

SIERRA	—	—	—	—	—	—	—	○	●
ELEVATION EDITION	—	—	—	—	—	—	—	—	●
SLE	●	—	—	—	● <sup>1</sup>	● <sup>2</sup>	—	—	●
ELEVATION EDITION SLE	●	—	—	—	● <sup>1</sup>	● <sup>2</sup>	—	—	●
SLT	●	—	—	—	● <sup>1</sup>	● <sup>2</sup>	—	—	—
ALL TERRAIN	—	—	●	●	—	—	—	—	—
DENALI	—	●	—	—	—	—	●	—	—

KEY ● STANDARD ○ AVAILABLE — NOT AVAILABLE

**EXTERIOR COLOURS** (See your GMC dealer for more exterior colour details)



<sup>1</sup>Included with Cocoa/Dune interior colour only.    <sup>2</sup>Included with Jet Black and Jet Black/Dark Ash interiors only.    <sup>3</sup>Includes unique Denali accents.    <sup>4</sup>Additional charge, premium paint.    <sup>5</sup>Not available on Denali.    <sup>6</sup>Not available with All Terrain or All Terrain X.    <sup>7</sup>Denali only.    <sup>8</sup>Not available on Crew Cab models.    <sup>9</sup>Not available on Sierra trim.    <sup>10</sup>Crew Cab models only.

LEATHER APPOINTMENTS



Jet Black/Jet Black

Cocoa/Dune

Jet Black/Dark Ash

Jet Black/Dark Ash Perforated

Jet Black/Jet Black

Jet Black/Jet Black Perforated

Jet Black/Jet Black with Spice Red Accents

Cocoa/Dune


Cocoa/Dune Perforated

Cocoa/Dark Sand Perforated


-	-	-	-	-	-	-	-	-	-
-	-	-	-	-	-	-	-	-	-
●	●	-	-	-	-	-	-	-	-
●	●	-	-	-	-	-	-	-	-
-	-	●	○	●	○	-	●	○	-
-	-	-	-	-	-	●	-	-	-
-	-	-	-	-	● <sup>3</sup>	-	-	-	● <sup>3</sup>



Mineral Metallic<sup>4,7</sup>




Deep Mahogany Metallic<sup>4,5,8</sup>



Red Quartz Tintcoat<sup>4,9</sup>



Dark Slate Metallic<sup>4</sup>



White Frost Tricoat<sup>4,6,9,10</sup>

## SIERRA 1500 SPECIFICATIONS

EXTERIOR DIMENSIONS	REGULAR CAB	DOUBLE CAB	CREW CAB
Height, mm (in.)	1867-1883 (73.5-74.1)	1877 (73.9)	1875-1884 (73.8-74.2)
Overall Length, mm (in.)			
Short Box, mm (in.)	—	—	5829 (229.5)
Standard Box, mm (in.)	5221 (205.6)	5829 (229.5)	6071 (239.0)
Long Box, mm (in.)	5701 (224.4)	—	—
INTERIOR DIMENSIONS	REGULAR CAB	DOUBLE CAB	CREW CAB
Head Room, Front/Rear, mm (in.)	1077/— (42.4/—)	1087/982 (42.8/38.7)	1087/1029 (42.8/40.5)
Shoulder Room, Front/Rear, mm (in.)	1677/— (66.0/—)	1675/1671 (65.9/65.8)	1677/1670 (66.0/65.7)
Leg Room, Front/Rear, mm (in.)	1150/— (45.3/—)	1150/880 (45.3/34.6)	1150/1040 (45.3/40.9)
WHEELBASE	REGULAR CAB	DOUBLE CAB	CREW CAB
Short Box, mm (in.)	—	—	3645 (143.5)
Standard Box, mm (in.)	3023 (119.0)	3645 (143.5)	3886 (153.0)
Long Box, mm (in.)	3378 (133.0)	—	—
CARGO DIMENSIONS <sup>1</sup>	SHORT BOX	STANDARD BOX	LONG BOX
Cargo Volume, litres (cu. ft.)	1512 (53.4)	1728 (61.0)	2161 (76.3)
Inside Width at Floor, mm (in.)	1296 (51.0)	1296 (51.0)	1296 (51.0)
Box Length at Floor, mm (in.)	1761 (69.3)	2003 (78.9)	2483 (97.8)
STANDARD TECHNICAL DATA			
Series/Drive Type	1500/4X2	1500/4X4	
BRAKES All models: Power 4-wheel anti-lock braking system	Front disc/rear disc (w/Duralife rotors)	Front disc/rear disc (w/Duralife rotors)	
STEERING	Electric power rack-and-pinion with variable assist	Electric power rack-and-pinion with variable assist	
FUEL TANK CAPACITY, litres (imp. gal.) (approx.) Short/Standard/Long Box	98/98/129 (22.0/22.0/28.0)	98/98/129 (22.0/22.0/28.0)	
ALTERNATOR (amps)	150	150	
GVWR <sup>2</sup> (Gross Vehicle Weight Rating), kg (lb.)			
Regular Cab	2948-3084 (6500-6800)	3039-3175 (6700-7000)	
Double Cab	3130-3357 (6900-7400)	3221-3447 (7100-7600)	
Crew Cab	3130-3357 (6900-7400)	3221-3447 (7100-7600)	

## ENGINES

	4.3L EcoTec3 V6 VVT DI Active Fuel Management/ Aluminum Block (LV3)	5.3L EcoTec3 V8 VVT DI Active Fuel Management/ Aluminum Block (L83)	5.3L EcoTec3 V8 VVT DI with eAssist Active Fuel Management (L8B)	6.2L EcoTec3 V8 VVT DI Active Fuel Management/ Aluminum Block (L86)
<b>CAPACITY</b>	4.3 litres (262 cu. in.)	5.3 litres (325 cu. in.)	5.3 litres (325 cu. in.)	6.2 litres (376 cu. in.)
<b>SAE NET HORSEPOWER @ RPM</b>	285@5300	355@5600	355@5600	420@5600
<b>SAE NET TORQUE @ RPM (LB.-FT.)</b>	305@3900	383@4100	383@4100	460@4100
<b>ENGINE/MODEL AVAILABILITY</b>				
Regular Cab, Standard Box	●	○	—	—
Regular Cab, Long Box	●	○	—	—
Double Cab, Standard Box	●	○	—	○
Crew Cab, Short Box	●	○	○	○
Crew Cab, Standard Box	—	●	—	○
<b>FUEL-CONSUMPTION RATING,<sup>3</sup> L/100 km (mpg) city/hwy</b>				
4x2 6-speed auto (est.)	13.4/10.0 (21/28)	14.6/10.3 (19/27)	—	—
4x2 8-speed auto (est.)	—	14.9/10.9 (19/26)	—	15.9/11.2 (18/25)
4x4 6-speed auto (est.)	14.1/10.6 (20/27)	15.0/10.7 (19/26)	—	—
4x4 8-speed auto (est.)	—	15.6/11.6 (18/24)	14.4/11.2 (20/25)	16.0/11.7 (18/24)

## TRANSMISSION

1500: Electronically controlled 6-speed automatic transmission with overdrive, electronic engine grade braking and Tow/Haul mode

1500: Electronically controlled 8-speed automatic transmission with overdrive, electronic engine grade braking and Tow/Haul mode. (Requires L86 6.2L V8 on Double Cab models. On Crew Cab models, included and only available with All Terrain Package, SLT Crew Cab Premium "Plus" Package, SLT with Max Trailering Package, L86 6.2L V8 or Denali trim.)

1500: Electronically controlled 8-speed automatic transmission with overdrive, electronic engine grade braking and Tow/Haul mode. (Requires L8B 5.3L V8 and Crew Cab models with SLT eAssist Package.)

## SIERRA 1500 SUSPENSIONS<sup>4</sup>

### FRONT SUSPENSION COIL-OVER-SHOCK

FRONT AXLE/SPRING CAPACITY, kg (lb.)	4X2	4X4
	(Short/Standard/Long Box)	
Regular Cab	—/1497/1497 (—/3300/3300)	—/1792/1792 (—/3950/3950)
Double Cab	—/1746/— (—/3850/—)	—/1792/— (—/3950/—)
Crew Cab	1746/—/— (3850/—/—)	—/1792/1792 (—/3950/3950)

### REAR SUSPENSION SEMI-ELLIPTICAL 2-STAGE MULTILEAF SPRINGS

REAR AXLE/SPRING CAPACITY, kg (lb.)	4X2	4X4
	(Short/Standard/Long Box)	
Regular Cab	—/1724/1792 (—/3800/3950)	—/1746/1792 (—/3850/3950)
Double Cab	—/1792/— (—/3950/—)	—/1792/— (—/3950/—)
Double Cab w/Max Trailering Package	—/1950/— (—/4300/—)	—/1950/— (—/4300/—)
Crew Cab	1792/—/— (3950/—/—)	1792/1792/— (3950/3950/—)
Crew Cab w/Max Trailering Package	1950/—/— (4300/—/—)	1950/1950/— (4300/4300/—)

KEY ● STANDARD ○ AVAILABLE — NOT AVAILABLE

<sup>1</sup>Cargo and load capacity limited by weight and distribution. <sup>2</sup>When properly equipped; includes weight of vehicle, passengers, cargo and equipment. <sup>3</sup>Fuel-consumption estimates based on GM preliminary testing in accordance with Government of Canada approved test methods. Refer to vehicles.nrcan.gc.ca for details. Your actual fuel consumption may vary. <sup>4</sup>Capacities and weight ratings are dependant on model, engine, transmission and GVWR combinations. See your GMC dealer for details.

**PAYLOAD AND TRAILERING SPECIFICATIONS**

Model	Engine	Transmission	Axle Ratio	Max Payload <sup>1</sup> kg (lb.)	Max Conventional Trailering <sup>2</sup> kg (lb.)	Max Fifth-Wheel/ Gooseneck Trailering <sup>2</sup> kg (lb.)
Regular Cab Standard Box 4x2	4.3L	6-speed auto	3.23	889 (1960)	2722 (6000)	2722 (6000)
	5.3L	6-speed auto	3.08	871 (1920)	3130 (6900)	3130 (6900)
	5.3L	6-speed auto	3.42	871 (1920)	4037 (8900)	4037 (8900)
Regular Cab Standard Box 4x4	4.3L	6-speed auto	3.42	853 (1880)	3447 (7600)	3402 (7500)
	5.3L	6-speed auto	3.08	848 (1870)	2994 (6600)	2994 (6600)
	5.3L	6-speed auto	3.42	848 (1870)	3901 (8600)	3901 (8600)
Regular Cab Long Box 4x2	4.3L	6-speed auto	3.23	898 (1980)	2676 (5900)	2676 (5900)
	5.3L	6-speed auto	3.08	898 (1980)	3084 (6800)	3039 (6700)
	5.3L	6-speed auto	3.42	898 (1980)	4445 (9800)	4400 (9700)
Regular Cab Long Box 4x4	4.3L	6-speed auto	3.42	871 (1920)	3357 (7400)	3357 (7400)
	5.3L	6-speed auto	3.08	875 (1930)	2948 (6500)	2948 (6500)
	5.3L	6-speed auto	3.42	875 (1930)	4309 (9500)	4309 (9500)
Double Cab Standard Box 4x2	4.3L	6-speed auto	3.23	857 (1890)	2540 (5600)	2540 (5600)
	5.3L	6-speed auto	3.08	857 (1890)	2903 (6400)	2903 (6400)
	5.3L	6-speed auto	3.42	857 (1890)	4264 (9400)	4264 (9400)
	5.3L	6-speed auto	3.73 <sup>3</sup>	1021 (2250) <sup>3</sup>	5035 (11,100) <sup>3</sup>	4990 (11,000) <sup>3</sup>
	5.3L	8-speed auto	3.42	826 (1820)	4264 (9400)	4128 (9100)
	5.3L	8-speed auto	3.42 <sup>3</sup>	998 (2200) <sup>3</sup>	5035 (11,100) <sup>3</sup>	4990 (11,000) <sup>3</sup>
	6.2L	8-speed auto	3.23	826 (1820)	4264 (9400)	4082 (9000)
Double Cab Standard Box 4x4	4.3L	6-speed auto	3.42	835 (1840)	3221 (7100)	3175 (7000)
	5.3L	6-speed auto	3.08	839 (1850)	2812 (6200)	2812 (6200)
	5.3L	6-speed auto	3.42	839 (1850)	4173 (9200)	4082 (9000)
	5.3L	6-speed auto	3.73 <sup>3</sup>	1007 (2220) <sup>3</sup>	4899 (10,800) <sup>3</sup>	4899 (10,800) <sup>3</sup>
	5.3L	8-speed auto	3.42	812 (1790)	4173 (9200)	4082 (9000)
	5.3L	8-speed auto	3.42 <sup>3</sup>	984 (2170) <sup>3</sup>	4899 (10,800) <sup>3</sup>	4899 (10,800) <sup>3</sup>
	6.2L	8-speed auto	3.23	807 (1780)	4128 (9100)	3901 (8600)
Crew Cab Short Box 4x2	4.3L	6-speed auto	3.23	835 (1840)	2495 (5500)	N/A
	5.3L	6-speed auto	3.08	821 (1810)	2903 (6400)	N/A
	5.3L	6-speed auto	3.42	821 (1810)	4264 (9400)	N/A
	5.3L	6-speed auto	3.73 <sup>3</sup>	984 (2170) <sup>3</sup>	4990 (11,000) <sup>3</sup>	N/A
	5.3L	8-speed auto	3.42	798 (1760)	4218 (9300)	N/A
	5.3L	8-speed auto	3.42 <sup>3</sup>	966 (2130) <sup>3</sup>	4990 (11,000) <sup>3</sup>	N/A
	6.2L	8-speed auto	3.23	789 (1740)	4218 (9300)	N/A
	6.2L	8-speed auto	3.42 <sup>3</sup>	943 (2080) <sup>3</sup>	5670 (12,500) <sup>3</sup>	N/A

**PAYLOAD AND TRAILERING SPECIFICATIONS continued**

Model	Engine	Transmission	Axle Ratio	Max Payload <sup>1</sup> kg (lb.)	Max Conventional Trailering <sup>2</sup> kg (lb.)	Max Fifth-Wheel/ Gooseneck Trailering <sup>2</sup> kg (lb.)
Crew Cab Short Box 4x4	4.3L	6-speed auto	3.42	803 (1770)	3175 (7000)	N/A
	5.3L	6-speed auto	3.08	798 (1760)	2767 (6100)	N/A
	5.3L	6-speed auto	3.42	798 (1760)	4128 (9100)	N/A
	5.3L	6-speed auto	3.73 <sup>3</sup>	962 (2120) <sup>3</sup>	4854 (10,700) <sup>3</sup>	N/A
	5.3L	8-speed auto	3.42	785 (1730)	4128 (9100)	N/A
	5.3L	8-speed auto	3.42 <sup>3</sup>	948 (2090) <sup>3</sup>	4854 (10,700) <sup>3</sup>	N/A
	5.3L eAssist	8-speed auto	3.42	794 (1750)	4128 (9100)	N/A
	6.2L	8-speed auto	3.23	767 (1690)	4128 (9100)	N/A
	6.2L	8-speed auto	3.42 <sup>3</sup>	921 (2030) <sup>3</sup>	5307 (11,700) <sup>3</sup>	N/A
Crew Cab Standard Box 4x4	5.3L	6-speed auto	3.08	776 (1710)	2767 (6100)	2722 (6000)
	5.3L	6-speed auto	3.42	776 (1710)	4128 (9100)	3674 (8100)
	5.3L	6-speed auto	3.73 <sup>3</sup>	939 (2070) <sup>3</sup>	4854 (10,700) <sup>3</sup>	4672 (10,300) <sup>3</sup>
	5.3L	8-speed auto	3.42	757 (1670)	4128 (9100)	3674 (8100)
	5.3L	8-speed auto	3.42 <sup>3</sup>	925 (2040) <sup>3</sup>	4854 (10,700) <sup>3</sup>	4627 (10,200) <sup>3</sup>
	6.2L	8-speed auto	3.23	744 (1640)	4082 (9000)	3629 (8000)
	6.2L	8-speed auto	3.42 <sup>3</sup>	898 (1980) <sup>3</sup>	5307 (11,700) <sup>3</sup>	4627 (10,200) <sup>3</sup>

**SIERRA AXLE RATINGS AND PLOW WEIGHTS**
**FRONT GROSS AXLE WEIGHT RATING (FGAWR) WITH SNOW PLOW PREP PACKAGE (4X4 MODELS ONLY), kg (lb.)**

BODY	ENGINE	ENGINE TYPE	1500
Regular Cab	4.3L	Gas	1792 (3950)
	5.3L	Gas	1792 (3950)

**MAXIMUM PLOW WEIGHTS (4X4 MODELS ONLY), kg (lb.)**

BODY	ENGINE	ENGINE TYPE	1500
Regular Cab	4.3L	Gas	18/227 (40/500) <sup>4</sup>
	5.3L	Gas	18/227 (40/500) <sup>4</sup>

<sup>1</sup>These maximum payload ratings are intended for comparison purposes only. Before you buy a vehicle or use it to haul people or cargo, carefully review the vehicle loading section of the Owner's Manual and check the carrying capacity of your specific vehicle on the label on the inside of the driver's door jamb. <sup>2</sup>Based on SAE J2807 performance requirements. Before you buy a vehicle or use it for trailering, carefully review the trailering section of the Owner's Manual. The weight of passengers, cargo and options or accessories may reduce the amount you can tow. See the GMC Trailering Guide for trailer tongue weight and kingpin weight requirements and additional details. <sup>3</sup>Requires Max Trailering Package. <sup>4</sup>100/xxx=45 kg (100 lb.) maximum of permanently attached snow plow mounting hardware/xxx kg (lb.) maximum of removable snow plow blade and blade hardware. Maximum plow weights based on a vehicle with average manufacturer option content and 68 kg (150 lb.) each for driver and one additional front-seat occupant. Additional equipment and occupants will reduce maximum plow weight. Rear compensating weight may be required to maintain front axle weight below 65% of total vehicle weight when equipped with snow plow. Consult your snow plow manufacturer for specific compensating weight recommendation.



	SIERRA ELEVATION EDITION	SLE	ELEVATION EDITION SLE	SLT	ALL TERRAIN	DENALI
--	--------------------------------	-----	--------------------------	-----	-------------	--------

## CONFIGURATIONS

REGULAR CAB	○	–	○	–	–	–
DOUBLE CAB	○	●	○	○	○	○
CREW CAB	○	–	○	○	○	●
4X2	○	○	○	○	–	–
4X4	○	○	○	○	●	●

## MECHANICAL

<b>ACTIVE AERO SHUTTERS</b>	●	●	●	●	●	●
<b>AIR FILTER</b> High-capacity. On Sierra trim, included and only available with Snow Plow Prep Package. On SLE trim, included and only available with Z71 Off-Road Suspension Package or Snow Plow Prep Package. On SLT trim, included and only available with Z71 Off-Road Suspension Package (4x4 models only).	○	–	○	–	○	●
<b>ALTERNATOR</b> 150 amps. Not included with SLT eAssist Package.	●	●	●	●	●	●
100 amps. Included and only available with SLT eAssist Package.	–	–	–	○	–	–
170 amps. Included and only available with Snow Plow Prep Package.	○	–	○	–	–	–
<b>ALUMINIZED STAINLESS-STEEL MUFFLER AND TAILPIPE</b>	●	●	●	●	●	●
<b>BATTERY</b> Heavy-duty maintenance-free with rundown protection and retained accessory power	●	●	●	●	●	●
<b>BRAKES</b> 4-wheel disc, 4-wheel anti-lock with Duralife rotors	●	●	●	●	●	●
<b>CAPLESS FUEL FILL</b>	●	●	●	●	●	●
<b>AUXILIARY EXTERNAL TRANSMISSION OIL COOLER</b> On Sierra, Elevation Edition and SLE trims, included and only available with 5.3L V8 engine	○	○	○	●	●	●
<b>EATON® HEAVY-DUTY AUTOMATIC LOCKING REAR DIFFERENTIAL</b> On SLE trim, standard on 4x4 models and included with Trailing Package, Max Trailering Package or Kodiak Edition	○	○	●	●	●	●
<b>ENGINE</b> 4.3L V6 EcoTec3 with aluminum block. Includes Active Fuel Management, Direct Injection and continuously Variable Valve Timing. Not available on 4x4 Crew Cab Standard Box configuration.	●	●	●	–	–	–
5.3L V8 EcoTec3 with aluminum block. Includes Active Fuel Management, Direct Injection and continuously Variable Valve Timing. Standard on all 4x4 Crew Cab Standard Box models.	○	○	○	●	●	●
5.3L V8 EcoTec3 with eAssist. Includes Active Fuel Management, Direct Injection and continuously Variable Valve Timing. Included and only available with SLT eAssist Package.	–	–	–	○	–	–
6.2L V8 EcoTec3 with aluminum block. Includes Active Fuel Management, Direct Injection and continuously Variable Valve Timing.	–	–	–	○	○	○
<b>ENGINE BLOCK HEATER</b>	○	○	○	○	○	○
<b>STABILITRAK STABILITY CONTROL SYSTEM</b> Includes Proactive Roll Avoidance, traction control, electronic Trailer Sway Control and Hill Start Assist	●	●	●	●	●	●
<b>MAGNETIC RIDE CONTROL SUSPENSION SYSTEM</b>	–	–	–	–	–	●
<b>Z71 OFF-ROAD SUSPENSION PACKAGE</b> 4x4 models only. Includes monotube Rancho® shocks, Z71 chrome side emblems (All Terrain badge in lieu of Z71 emblem on All Terrain), high-capacity air filter, Hill Descent Control and underbody transfer case shield. Also includes UHN 18" bright machined aluminum wheels on SLE.	–	–	○	○	●	–
<b>TRAILERING PACKAGE</b> Includes trailer hitch platform and integrated 7-pin and 4-pin connectors. On Sierra and SLE 4x2 models, includes automatic locking rear differential. On SLE Double and Crew Cab models, included with Max Trailering Package or Kodiak Edition.	○	○	○	●	●	●
<b>MAX TRAILERING PACKAGE</b> Requires Double Cab or Crew Cab model. Includes 248 mm (9.76") rear axle, 3.73 axle ratio with 6-speed automatic, 3.42 axle ratio with 8-speed automatic, trailer brake controller, enhanced cooling radiator, revised shock tuning for increased control, heavier-duty rear springs and increased RGAWR to 1950 kg (4300 lb.). On SLE trim, includes Trailering Package and locking rear differential. Also requires UHN 18" or RD3 20" aluminum wheels, 5.3L V8 engine and power vertical trailering mirrors. Not available with Z71 Off-Road Suspension Package. On SLT trim, requires power vertical trailering mirrors and RCW 18" or RD5 20" aluminum wheels when ordered with 5.3L V8 engine. Also requires 20" aluminum wheels when ordered with 6.2L V8 engine. Not available with All Terrain or Z71 Off-Road Suspension Package.	–	–	○	–	○	–
<b>TRANSMISSION</b> 6-speed automatic, electronically controlled with overdrive and Tow/Haul mode. Includes Cruise Grade Braking and Powertrain Grade Braking.	●	●	●	●	●	–

KEY ● STANDARD ○ AVAILABLE – NOT AVAILABLE

	SIERRA ELEVATION EDITION	SLE	ELEVATION EDITION SLE	SLT	ALL TERRAIN	DENALI
--	--------------------------------	-----	--------------------------	-----	-------------	--------

8-speed automatic, electronically controlled with overdrive and Tow/Haul mode. Includes Cruise Grade Braking and Powertrain Grade Braking. On SLT and All Terrain Double Cab models, included and only available with 6.2L V8 engine. On SLT Crew Cab, included and only available with SLT Crew Cab Premium "Plus" Package, Max Trailering Package or 6.2L V8 engine. Included on All Terrain Crew Cab models.	–	–	–	–	○	○
8-speed automatic with eAssist. Included and only available with SLT eAssist Package.	–	–	–	–	○	–
<b>INTEGRATED TRAILER BRAKE CONTROLLER</b> Requires Trailering Package on Sierra and SLE trims	○	○	○	○	○	○
<b>TRANSFER CASE</b> 2-speed. Includes floor-mounted shifter (4x4 models only).	●	●	–	–	–	–
AutoTrac active transfer case (4x4 models only)	–	○	●	●	●	●
<b>UNDERBODY TRANSFER CASE SHIELD</b> 4x4 models only. On Sierra trim, included and only available with Snow Plow Prep Package. On SLE trim, included and only available with Z71 Off-Road Suspension Package or Snow Plow Prep Package. On SLT trim, included and only available with Z71 Off-Road Suspension Package.	○	–	○	–	○	●
<b>HILL DESCENT CONTROL</b> Included and only available with Z71 Off-Road Suspension Package	–	–	○	○	○	●
<b>SLT eASSIST PACKAGE</b> Includes 5.3L V8 eAssist engine, 8-speed automatic eAssist transmission, 3357 kg (7400-lb.) GVWR, LED cargo box lighting and soft-folding tonneau cover. Requires Crew Cab Short Box 4x4 model and SLT Premium "Plus" Package.	–	–	–	–	○	–
<b>SNOW PLOW PREP PACKAGE</b> Includes heavy-duty front springs, underbody transfer case shield, power feed for backup, roof emergency light and forward lamp wiring harness, 170-amp alternator, provisions for roof-mounted lamps and high-capacity air filter. Requires 4x4 Regular Cab models.	○	–	○	–	–	–

## INSTRUMENTATION AND CONTROLS

<b>DRIVER INFORMATION CENTRE</b> With 3.5" diagonal monochromatic display. Provides warning messages, odometer, trip odometer and basic vehicle information.	●	●	–	–	–	–
With 4.2" diagonal colour display. Includes driver personalization, warning messages, odometer, trip odometer and vehicle information.	–	–	●	●	●	–
8" diagonal colour customizable display	–	–	–	–	–	●
<b>DEFOGGER</b> Rear-window electric. On SLE trim, included and only available with SLE Preferred Package, SLE Convenience Package or Kodiak Edition.	○	○	○	●	●	●
<b>POWER-ADJUSTABLE PEDALS</b> On SLE trim, included and only available with SLE Convenience Package. Not available on Regular Cab models.	–	–	○	○	●	●
<b>110-VOLT POWER OUTLET</b> In-cabin, 3-prong, household-style outlet. On Sierra trim, included and only available with Convenience Package. On SLE trim, included and only available with the SLE Preferred Package or Kodiak Edition.	○	●	○	●	●	●
<b>STEERING WHEEL</b> Leather-wrapped with audio and cruise controls	–	–	●	●	●	–
Heated and leather-wrapped with audio and cruise controls. On SLT trim, included and only available with SLT Preferred Package and SLT Crew Cab Premium "Plus" Package. On All Terrain, included and only available with All Terrain SLT Premium Package.	–	–	–	–	○	○
<b>STEERING COLUMN</b> Tilt-Wheel, manual operation	●	●	●	–	–	–
Tilt-Wheel and manual telescopic operation. On SLE trim, included and only available with SLE Preferred Package or Kodiak Edition. Not available with 4.3L V6 engine.	–	–	○	●	●	●
<b>TEEN DRIVER</b> A configurable feature that lets you activate customizable vehicle settings associated with a key fob, to help encourage better driving behaviour. It can limit certain vehicle features, and it prevents certain safety systems from being turned off, if equipped. An in-vehicle report card gives you information on your teen's driving habits and helps you to continue to coach your new driver.	●	●	●	●	●	●
<b>TIRE PRESSURE MONITORING SYSTEM</b> Includes Tire Fill Alert. Does not monitor spare tire.	●	●	●	●	●	●

	SIERRA ELEVATION EDITION	SLE	ELEVATION EDITION SLE	SLT	ALL TERRAIN	DENALI
<b>SEATING</b>						
<b>SEATS</b> Front 3-passenger cloth 40/20/40 split bench with driver and front-passenger manual recline, manual driver lumbar control and outboard head restraints. Includes centre fold-down armrest with storage.	●	●	-	-	-	-
Front 3-passenger vinyl 40/20/40 split bench with driver and front-passenger manual recline and outboard head restraints. Includes centre fold-down armrest with storage.	○	-	-	-	-	-
Front 3-passenger cloth 40/20/40 split bench with driver and front-passenger manual recline and outboard head restraints. Includes centre fold-down armrest and lockable storage compartment in lower seat cushion.	-	-	●	●	-	-
Front cloth bucket seats with 10-way driver-seat power adjuster, 6-way passenger-seat power adjuster, heated seat cushions and seatbacks, adjustable head restraints, floor console and storage pockets. Not available on Regular Cab model.	-	-	○	○	-	-
Front 3-passenger leather-appointed 40/20/40 split bench with 10-way power seat adjusters. Includes power lumbar control, heated seat cushions and seatbacks, 2-position driver memory (does not apply to lumbar adjuster) and adjustable head restraints.	-	-	-	-	●	-
Front leather-appointed bucket seats with 10-way power seat adjusters including power lumbar control, heated seat cushions and seatbacks, 2-position driver memory (does not apply to lumbar adjuster), adjustable head restraints and floor console and storage pockets	-	-	-	-	○	●
Seat adjuster, driver 10-way power. Requires bench seat. Included and only available with SLE Preferred Package or Kodiak Edition.	-	-	○	●	-	-
Heated driver and front-passenger cloth seating. Requires Kodiak Edition and cloth 40/20/40 split bench seat. Not available on Regular Cab models.	-	-	○	○	-	-
Heated and ventilated perforated leather-appointed front bucket seats. Included with Enhanced Driver Alert Package. On Denali, includes embroidered Denali logo on front seats and 12-way driver and front-passenger power adjuster, including 4-way power lumbar control.	-	-	-	-	○	●
Folding rear 60/40 split 3-passenger bench. Includes child seat top tether anchor. Double and Crew Cab models only. On Sierra trim Double Cab model, includes folding rear 3-passenger bench.	●	●	●	●	●	●

## INTERIOR DETAILS

<b>CLIMATE CONTROL</b> Single-zone manual air conditioning	●	●	●	-	-	-
Dual-zone automatic climate control. On SLE trim, included and only available with Kodiak Edition. Not available on Regular Cab models.	-	-	○	●	●	●
<b>CRUISE CONTROL</b> Steering-wheel-mounted	●	●	●	●	●	●
<b>DOOR LOCKS</b> Power	●	●	●	●	●	●
<b>FLOOR COVERING</b> Graphite-coloured rubberized vinyl	●	-	-	-	-	-
Colour-keyed carpeting with rubberized vinyl floor mats. (Double and Crew Cab models include second-row floor mats.)	○	●	●	-	-	-
Colour-keyed carpeting with colour-keyed carpeted first- and second-row floor mats	-	-	-	-	●	●
All-weather floor liners	-	-	-	-	●	●
<b>NOISE CONTROL SYSTEM</b> Active Noise Cancellation. Included and only available with 6.2L V8 engine.	-	-	-	○	○	○
<b>REMOTE VEHICLE STARTER SYSTEM</b> On SLE trim, included and only available with SLE Preferred Package or Kodiak Edition	-	-	○	●	●	●
<b>REMOTE KEYLESS ENTRY</b> Included with Convenience Package on Sierra trim. Includes remote locking tailgate.	○	●	●	●	●	●
<b>REAR-VIEW MIRROR</b> With manual day/night adjustment	●	●	●	-	-	-
With auto-dimming feature. On Sierra and SLE trim, included and only available with black, heated power trailing mirrors.	○	-	○	-	●	●
<b>SILL PLATES</b> Bright. Front only on Double Cab All Terrain model.	-	-	-	-	●	●
<b>SUNROOF</b> Power sliding with express-open. Crew Cab models only.	-	-	-	○	○	○
<b>UNIVERSAL HOME REMOTE</b> On SLE trim, included and only available with Kodiak Edition. Not available on Regular Cab models.	-	-	○	●	●	●
<b>WINDOWS</b> Power with driver express-up and -down and express-down on all other windows. Standard on all Double and Crew Cab models. On Sierra Regular Cab, included and only available with Sierra Convenience Package.	○	●	●	●	●	●
Power rear sliding with rear defogger. On SLE trim, included and only available with SLE Convenience Package. On SLT trim, included and only available with SLT Preferred Package or SLT Crew Cab Premium "Plus" Package. On All Terrain, included and only available with All Terrain Premium Package. Not available on Regular Cab models.	-	-	○	-	○	○
<b>WIRELESS CHARGING STATION</b> <sup>1</sup> Centre console-mounted. Included and only available with front bucket seats. Not compatible with all phones.	-	-	○	○	○	●

KEY ● STANDARD ○ AVAILABLE - NOT AVAILABLE

	SIERRA ELEVATION EDITION	SLE	ELEVATION EDITION SLE	SLT	ALL TERRAIN	DENALI
<b>OPTION PACKAGES</b>						
<b>ALL TERRAIN X PACKAGE</b> Includes 18" black painted wheels, 18" Goodyear® Wrangler DuraTrac® 265/65R18 SL 114S blackwall MT tires, high-performance LED headlamps, black Sport Assist Step, black bed-mounted tubular sport bar and B-pillar vinyl wrap	-	-	-	-	-	○
<b>ALL TERRAIN PREMIUM PACKAGE</b> Includes NZH 20" machined aluminum wheels with painted accents, Front and Rear Park Assist, high-performance LED headlamps, 4" black round assist steps, heated steering wheel and power-sliding rear window. Not available with SLT Preferred Package.	-	-	-	-	-	○
<b>SIERRA APPEARANCE PACKAGE</b> Includes RD7 17" stainless-steel-clad wheels and deep-tint glass. On Crew Cab models, includes Q5W 17" painted and bright machined aluminum wheels.	○	-	-	-	-	-
<b>SIERRA CONVENIENCE PACKAGE</b> Includes exterior heated power-adjustable mirrors, remote keyless entry, 110-volt power outlet, remote locking tailgate and LED cargo box lighting. Includes power windows on Regular Cab models.	○	-	-	-	-	-
<b>DENALI ULTIMATE PACKAGE</b> Requires 4x4 model. Includes 6.2L EcoTec3 V8, 22" aluminum wheels with premium paint and chrome inserts (Q7M), power sunroof, integrated trailer brake controller, tri-mode power steps and chrome recovery hooks.	-	-	-	-	-	○
<b>ENHANCED DRIVER ALERT PACKAGE</b> Includes Lane Keep Assist with Lane Departure Warning, Forward Collision Alert, IntelliBeam headlamps, Front and Rear Park Assist, Low Speed Forward Automatic Braking <sup>2</sup> and Safety Alert Seat. On SLT trim, requires SLT Preferred Package and heated and ventilated driver and passenger front bucket seats. On SLE trim, requires Regular Cab model, SLE Preferred Package, Jet Black cloth interior trim and driver 10-way power seat adjuster.	-	-	○	-	○	●
<b>SLE CONVENIENCE PACKAGE</b> Includes power-adjustable pedals, Rear Park Assist and power-sliding rear window with rear defogger. Not available on Regular Cab models. Requires Kodiak Edition.	-	-	○	-	-	-
<b>SLE PREFERRED PACKAGE</b> Requires Regular Cab model. Includes driver 10-way power seat adjuster with front 40/20/40 split bench seats only, remote vehicle starter system, LED fog lamps, rear defogger, manual tilt-telescopic steering column on V8 models and 110-volt power outlet.	-	-	○	-	-	-
<b>SLT PREFERRED PACKAGE</b> Includes Front and Rear Park Assist, heated steering wheel and sliding rear window. On All Terrain, not available with All Terrain Premium Package.	-	-	-	-	○	○
<b>KODIAK EDITION</b> Includes driver 10-way power seat adjuster with front 40/20/40 split bench only, remote vehicle starter system, LED fog lamps, Universal Home Remote, rear-window defogger, manual tilt-telescopic steering column (V8 models), 110-volt power outlet, dual-zone climate control, Trailing Package and automatic locking rear differential on 4x2 models. Not available on Regular Cab models.	-	-	○	●	-	-
<b>SLT PREMIUM PACKAGE</b> Includes 6" chrome tubular assist steps, Bose® premium sound system and RD5 20" polished aluminum wheels. When 6.2L V8 is ordered, front bucket seats are required.	-	-	-	-	○	-
<b>SLT CREW CAB PREMIUM "PLUS" PACKAGE</b> Requires Crew Cab model. Includes NZP 20" chrome-clad wheels, Front and Rear Park Assist, heated steering wheel, power-sliding rear window, 6" rectangular chrome tubular assist steps, Bose premium sound system, 8" diagonal colour touch-screen audio system with Navigation, <sup>3</sup> integrated trailer brake controller, Enhanced Driver Alert Package, heated and ventilated front bucket seats, spray-on bedliner and high-performance LED headlamps. Not available with SLT Preferred Package or SLT Premium Package.	-	-	-	-	○	-
<b>ENTERTAINMENT/COMMUNICATION/NAVIGATION</b>						
<b>7" DIAGONAL COLOUR TOUCH-SCREEN WITH GMC INFOTAINMENT SYSTEM</b> <sup>4</sup> Includes AM/FM, USB ports, <sup>5</sup> auxiliary jack, Bluetooth <sup>®5</sup> streaming audio for music and select phones, hands-free smartphone integration and voice-activated technology for radio and phone	●	●	-	-	-	-
<b>8" DIAGONAL COLOUR TOUCH-SCREEN WITH GMC INFOTAINMENT SYSTEM</b> <sup>4</sup> Includes AM/FM/SiriusXM <sup>6</sup> (standard for 3 months)/HD Radio, USB ports, <sup>5</sup> auxiliary jack, Bluetooth <sup>3</sup> streaming audio for music and select phones, hands-free smartphone integration and voice-activated technology for radio and phone	-	-	●	●	●	●
<b>8" DIAGONAL COLOUR TOUCH-SCREEN WITH NAVIGATION</b> <sup>3</sup> AND GMC INFOTAINMENT SYSTEM <sup>4</sup> Includes all features of 8" diagonal colour touch-screen system plus Navigation <sup>3</sup> feature	-	-	○	○	○	○
Single-slot CD/MP3 player	-	-	●	●	●	●
<b>6-SPEAKER SOUND SYSTEM</b>	●	●	●	●	●	-
Bose premium sound system with 6 speakers (7-speaker system including subwoofer when ordered with bucket seats). Required when 6.2L V8 engine and bucket seats are ordered and includes noise control system.	-	-	-	-	○	○
<b>REAR-SEAT DVD ENTERTAINMENT SYSTEM</b> Includes rear-seat Blu-ray™/DVD player with 9.2" diagonal LCD display, 2 sets of digital wireless headphones, HDMI connector, Wi-Fi <sup>®</sup> capability with select devices, Video Voice Over, 2 USB ports <sup>5</sup> and A/V remote control. Requires front bucket seats and Bose premium sound system. Replaces single-slot CD/MP3 player. Crew Cab models only.	-	-	-	-	○	○
<b>BLUETOOTH</b> <sup>5</sup> For phone, personal cellphone connectivity to vehicle audio system	●	●	●	●	●	●
<b>ONSTAR</b> Basic Plan <sup>7</sup> for 5 years	○	●	●	●	●	●
OnStar Guidance Plan 6-month trial period, including 3 GB or 3-month data plan trial, whichever comes first	○	●	●	●	●	●
OnStar 4G LTE with built-in Wi-Fi hotspot <sup>8</sup>	○	●	●	●	●	●
<b>SIRIUSXM</b> <sup>6</sup> Including 3 trial months of service. On Sierra trim, included and only available with OnStar Guidance Plan.	○	●	●	●	●	●

## EXTERIOR STYLING AND FUNCTIONALITY

	SIERRA ELEVATION EDITION	SLE	ELEVATION EDITION SLE	SLT	ALL TERRAIN	DENALI
<b>ASSIST STEPS</b> Chromed tubular with 6" rectangular design. Factory-installed on Crew Cab models only. Tri-mode power steps. Power-retractable and rearward articulating for cargo box access.	○	-	○	○	○	●
<b>BEDLINER</b> Spray-on with GMC logo. Includes Denali logo on Denali models.	-	-	-	-	-	○
<b>BUMPERS</b> Front, chrome and rear, chrome with corner step	○	○	○	○	○	○
Front, body-colour and rear, body-colour with corner step	●	-	●	-	●	-
<b>CARGO BOX</b> Movable tie-downs, high-mounted (4)	●	●	●	●	●	●
Box rail caps	●	●	●	●	●	●
<b>DOOR HANDLES</b> Black	●	-	-	-	-	-
Body-colour	-	●	●	●	-	●
Chrome	-	-	-	●	●	●
<b>FOG LAMPS</b> Front, thin-profile LED. On SLE trim, included and only available with SLE Preferred Package or Kodiak Edition.	-	●	○	●	●	●
<b>GRILLE SURROUND</b> Chrome	●	-	●	-	●	●
Body-colour	-	●	●	●	●	-
Chrome-accented centre. Tinted chrome on All Terrain model.	-	-	●	●	●	●
Chrome with unique Denali accents	-	-	-	-	-	●
<b>GLASS</b> Solar-Ray tinted	●	-	-	-	-	-
Solar-Ray deep-tinted. On Sierra trim, included and only available with Appearance Package.	○	●	●	●	●	●
<b>LIGHTS</b> Headlamps, High-Intensity Discharge (HID), bifunctional with GMC LED signature lighting	●	●	●	●	●	-
High-performance LED headlamps with GMC signature lighting. On SLT trim, included and only available with SLT Crew Cab Premium "Plus" Package. On All Terrain, included and only available with All Terrain Premium Package or All Terrain X Package.	-	-	-	○	○	●
IntelliBeam, automatic high-beam on/off. Included and only available with Enhanced Driver Alert Package. On SLE trim, requires Regular Cab model.	-	-	○	-	○	○
Tail lamps, LED with signature lighting	-	-	-	●	●	●
Under-rail LED lighting, cargo box. On Sierra trim, included and only available with Convenience Package.	○	○	●	●	●	●
<b>MOULDINGS</b> Body-colour	-	●	●	-	●	-
Body-side, chrome	-	-	-	-	-	-
<b>RECOVERY HOOKS</b> Front frame-mounted (Black). Standard on all 4x4 models.	○	○	○	○	○	○
<b>TAILGATE, LOCKABLE</b>	●	●	●	●	●	●
EZ-Lift and Lower feature	-	-	●	●	●	●
Remote locking. On Sierra trim, included and only available with Convenience Package.	○	●	●	●	●	●
<b>WHEELHOUSE LINERS</b> Rear. Double Cab and Crew Cab models only.	-	-	●	●	●	●

## EXTERIOR MIRRORS

	SIERRA ELEVATION EDITION	SLE	ELEVATION EDITION SLE	SLT	ALL TERRAIN	DENALI
<b>MIRRORS</b> Black, manual	●	-	-	-	-	-
Power-adjustable with heated glass and driver-side spotter mirror. Included and only available with Convenience Package on Sierra trim. Mirror caps are black on Sierra trim, body-colour on Elevation Edition models and SLE trim.	○	●	●	●	-	-
Chrome cap, heated, power-adjustable, power-folding and driver-side auto-dimming with integrated turn-signal indicators and puddle lamps (includes driver-side spotter mirror). Mirror cap is black on All Terrain model.	-	-	-	-	●	●
Black, vertical trawling mirrors with manual folding and extension and lower convex spotter glass. Requires Trawling Package. Not available on Regular Cab model with Convenience Package.	○	-	-	-	-	-
Black, heated, power-adjustable vertical trawling mirrors with manual folding and extension, lower convex spotter glass, integrated turn-signal indicators, rear guidance lamps and amber auxiliary clearance lamps. Includes auto-dimming interior rear-view mirror. On Sierra trim, requires Convenience Package, Regular Cab model and Trawling Package. On SLE Double and Crew Cab models, required and only available with Max Trawling Package. On SLE Regular Cab models, requires Trawling Package.	○	-	○	-	-	-
Chrome cap, heated, power-adjustable, vertical trawling mirrors with power folding, manual extension, driver memory, lower convex spotter glass, integrated turn-signal indicators, rear guidance lamps and amber auxiliary clearance lamps. Required and only available with Max Trawling Package.	-	-	-	-	○	-

## SAFETY AND SECURITY

<b>AIRBAGS</b> <sup>9</sup> Dual-stage frontal for driver and front passenger with Passenger Sensing System	●	●	●	●	●	●
Front-seat-mounted side-impact driver and right front-passenger airbags for thorax and pelvis protection	●	●	●	●	●	●
Front and rear head-curtain airbags for all outboard seating positions	●	●	●	●	●	●
<b>FORWARD COLLISION ALERT</b> Included and only available with Enhanced Driver Alert Package. On SLE trim, requires Regular Cab model.	-	-	○	-	○	●
<b>FRONT AND REAR PARK ASSIST</b> Ultrasonic. On SLE trim, included and only available with Enhanced Driver Alert Package. On SLT trim, included and only available with SLT Crew Cab Premium "Plus" Package, SLT Preferred Package or Enhanced Driver Alert Package. On All Terrain, included and only available with All Terrain Premium Package.	-	-	○	-	○	○
<b>LANE KEEP ASSIST WITH LANE DEPARTURE WARNING</b> Included and only available with Enhanced Driver Alert Package. On SLE trim, requires Regular Cab model.	-	-	○	-	○	●
<b>LED DAYTIME RUNNING LAMPS</b>	●	●	●	●	●	●
<b>LOW SPEED FORWARD AUTOMATIC BRAKING</b> <sup>2</sup> Included and only available with Enhanced Driver Alert Package. On SLE trim, requires Regular Cab model.	-	-	○	-	○	●
<b>REAR PARK ASSIST</b> Ultrasonic. On SLE Double Cab and Crew Cab models, included and only available with SLE Convenience Package.	-	-	○	○	-	●
<b>REAR VISION CAMERA</b> With dynamic grid lines	●	●	●	●	●	●
<b>SAFETY ALERT SEAT</b> Included and only available with Enhanced Driver Alert Package. On SLE trim, requires Regular Cab model.	-	-	○	-	○	●
<b>THEFT-DETERRENT SYSTEM</b> Unauthorized entry. Included and only available with remote vehicle starter system on SLE.	-	-	○	○	●	●

<sup>1</sup>The vehicle must be on or Retained Accessory Power must be active. Remove all objects from the charging pad. Place the compatible mobile device face up on the charging symbol on the charging pad. Move the device slowly until the battery charging symbol displays on the touch-screen, indicating the device is charging. See your Infotainment System Owner's Manual. <sup>2</sup>The Forward Automatic Braking feature may help reduce crash damage under certain conditions discussed in the Owner's Manual. Never rely on this feature to brake the vehicle. <sup>3</sup>At time of printing, detailed map coverage is available for most major urban areas of the United States and for certain metropolitan areas of Canada (Vancouver, Calgary, Edmonton, Winnipeg, Windsor, London, Toronto, Ottawa, Montreal, Quebec City and Halifax). Coverage is significantly limited outside these areas. <sup>4</sup>Full functionality requires compatible Bluetooth and smartphone, and USB connectivity for some devices. Data plan rates apply. <sup>5</sup>Not compatible with all devices. <sup>6</sup>Available in 10 Canadian provinces, three territories and the 48 contiguous United States. Subscription sold separately after trial period. If you decide to continue your service at the end of your trial subscription, the plan you choose will automatically renew and bill at then-current rates until you call 1-888-539-7474 to cancel. Other fees and taxes will apply. All fees and programming subject to change. See SiriusXM "Terms & Conditions" and complete details at siriusxm.ca/terms. <sup>7</sup>The OnStar Basic Plan is available on eligible new vehicles for 5 years and is transferable to subsequent owners for the remaining term. It includes the monthly Diagnostics Report emails [capabilities vary by model], Dealer Maintenance Notification, access to select vehicle mobile app features and more. This plan does not include emergency, security or navigation services. These and other services require a paid or Add-On Plan. Visit onstar.ca for vehicle availability, coverage maps, details and system limitations. Available 4G LTE with Wi-Fi hotspot requires WPA2-compatible mobile device and data plan. Data plans are provided by AT&T. <sup>8</sup>Visit onstar.ca for coverage maps, details and system limitations. Service plan required. Available 4G LTE with Wi-Fi hotspot requires WPA2-compatible mobile device and data plan. Data plans provided by AT&T. Services vary by model, service plan, conditions as well as geographical and technical restrictions. OnStar with 4G LTE connectivity is available on select vehicle models and in select markets. Vehicle must be started or in accessory mode to access Wi-Fi. <sup>9</sup>Always use safety belts and the correct restraint for your child's age and size. Even in vehicles equipped with the Passenger Sensing System, children are safer when properly secured in a rear seat in the appropriate infant, child or booster seat. Never place a rear-facing infant restraint in the front seat of any vehicle equipped with a passenger airbag. See the Owner's Manual and child safety seat instructions for more safety information.



## CONVERSATION STARTER

At GMC, we'd like to start a dialogue with you so we can learn more about each other. Join the conversation and share your passion for all things Professional Grade.



GMCCANADA.CA

## IMPORTANT WORDS

### PEACE OF MIND, STANDARD WITH EVERY GMC MODEL

When you build them with quality, you can back them with confidence. That's why General Motors of Canada backs every GMC model with the best coverage in Canada. Program highlights include:

- 2-year/48,000 km Lube-Oil-Filter Maintenance<sup>1</sup>
- 3-year/60,000 km New-Vehicle Limited Warranty<sup>2</sup>
- 5-year/160,000 km Powertrain Limited Warranty, with \$0 deductible on repairs and the warranty is fully transferable at no charge<sup>2</sup>
- 5-year/160,000 km Courtesy Transportation<sup>2</sup>
- 5-year/160,000 km 24/7 Roadside Assistance<sup>2</sup>
- 6-year/160,000 km rust-through perforation coverage<sup>2</sup>
- 8-year/130,000 km coverage on catalytic converters and Powertrain Control Modules (PCMs)<sup>2</sup>

### OTHER OWNERSHIP PRIVILEGES AND PROGRAMS:<sup>3</sup>

- **GM Protection Plan (GMPP)**—The only extended service plan backed by the resources and commitment of General Motors, GMPP may be purchased at the time of sale or subsequently during the New-Vehicle Limited Warranty period.
- **Certified Service**—With GM-certified technicians and GM-approved parts, nobody knows your GM vehicle better.
- **GMC Owner Centre**—As an owner, take advantage of the GMC Owner Centre. This online owner's destination gives you access to contests, current offers and helpful resources such as Owner's Manuals. Find out more at [gmcowner.ca](http://gmcowner.ca).

### TO HELP YOU PURCHASE OR LEASE A NEW VEHICLE:

- **Purchase Financing and Leasing**—On-the-spot financing, see dealer for full details.<sup>4</sup>
- **GM Student Bonus Program**—Students or recent graduates of high school, college or university<sup>3</sup> may be eligible to receive a Student Bonus vehicle redemption allowance of \$500 or \$750<sup>5</sup> (tax inclusive) (purchased vehicle dependant) to use toward the purchase, lease or finance of one eligible new GMC vehicle.
- **GM Card**—Cardholders may redeem Earnings toward the total purchase price or lease down payment of an eligible new GMC truck or SUV. Restrictions and limitations apply.<sup>5</sup> For full program details, visit [gmc card.ca](http://gmc card.ca).

### INFORMATION RESOURCES:

You can find more information about these programs from your GMC dealer, or at these information centres:

- The GM website at [gmccanada.ca](http://gmccanada.ca)
- The GM Customer Care Centre at 1-800-GM-DRIVE (1-800-463-7483 or 1-800-263-3830 for TDD users)

### A WORD ABOUT THIS BROCHURE

Some of the equipment shown or described throughout this brochure may be available at extra cost. We have tried to make this brochure comprehensive and factual. We reserve the right, however, to make changes at any time, without notice, in prices, colours, materials, equipment, specifications, models and availability. Specifications, dimensions, measurements, ratings and other numbers in this brochure and other printed materials provided at the dealership or affixed to vehicles are approximates based upon design and engineering drawings and prototypes and laboratory tests. Your vehicle may differ due to variations in manufacture and equipment. Since some information may have been adapted since the time of printing, please check with your GMC dealer for complete details. General Motors of Canada Company reserves the right to lengthen or shorten the model year for any product, for any reason, or to start and end model years at different times.

### A WORD ABOUT ASSEMBLY

GMC vehicles are equipped with engines and components produced and assembled by different operating units of General Motors, its subsidiaries and suppliers to GM worldwide. We sometimes find it necessary to produce GMC vehicles with different or differently sourced components than originally scheduled. Since some options may be unavailable when your vehicle is assembled, we suggest that you verify that your vehicle includes the equipment you ordered or, if there are changes, that they are acceptable to you.

### TRADEMARKS

©2017 General Motors of Canada Company. All rights reserved. The marks appearing in this brochure, including but not limited to: General Motors, GM, GMC, Sierra and their respective logos, emblems, slogans and vehicle model names and body designs; and other marks such as StabiliTrak are trademarks of General Motors and/or General Motors of Canada Company, its subsidiaries, affiliates or licensors. OnStar and the OnStar emblem are registered trademarks of OnStar, LLC. SiriusXM, the SiriusXM logo, channel names and logos are trademarks of SiriusXM Radio, Inc. and are used under licence. Bluetooth is a registered trademark of Bluetooth SIG, Inc. Bose is a registered trademark of the Bose Corporation. Apple, Siri and iPhone are registered trademarks of Apple, Inc. Apple CarPlay is a trademark of Apple, Inc. Android and Android Auto are trademarks of Google Inc. Goodyear is a registered trademark of Goodyear Canada Inc. DuraTrac is a registered trademark of the Goodyear Tire & Rubber Company.

<sup>1</sup>Whichever comes first. Limit of four complimentary Lube-Oil-Filter services in total. Fluid top-offs, inspections, tire rotations, wheel alignments and balancing, etc., are not covered. Conditions and limitations apply. See your dealer for details. <sup>2</sup>Whichever comes first. Conditions and limitations apply; see dealer for details. <sup>3</sup>Conditions and limitations apply. <sup>4</sup>Subject to eligibility. <sup>5</sup>Program subject to change.

