

Go Further



2017
EXPLORER




EXPAND YOUR HORIZONS. Whether chasing waves or soaking up the sunshine, we are all adventurers. Seekers. And so much more. The destinations continually change. What really matters is the confidence to go. As well as the memory-making experiences shared along the way. Life is a Sport. We are the Utility. Be Unstoppable. The 2017 Ford Explorer.

WELCOME THE UNPLANNED.

Last-minute road trips. An unexpected detour. You never know what each day will serve up. It's these unexpected thrills that make life interesting. So be ready for it with a partner that plays like you do. Explorer Sport. With its fully independent sport-tuned suspension and Intelligent 4WD with Terrain Management System,[™] Explorer Sport welcomes what comes with an adventurous spirit and confident capability.

Earning Explorer Sport its performance stripes is a 365-horsepower¹ 3.5L EcoBoost[®] engine. Wide 20" machined aluminum wheels help keep all that power in contact with ever-changing road surfaces. Painted pockets on the wheels, and a unique blackout treatment on its headlamps and taillamps deliver a signature Sport look. Inside, the slick Ebony leather-trimmed interior with red accent stitching, and Satin Chrome and Carbon Sport accents, looks ready for action. Explorer Sport. Dressed and always ready to play.



GETTING THERE IS MORE THAN HALF THE FUN.



ENGINES

3.5L Ti-VCT V6

Twin independent variable camshaft timing (Ti-VCT) helps the standard 3.5L V6 engine deliver a robust 290 horsepower while also contributing to efficiency. By allowing intake and exhaust valves to adjust independently for precise valve timing control, Ti-VCT helps optimize performance on every trip – whether you're headed to the store or shore.

*EPA-estimated rating (FWD):
17 city/24 hwy/20 combined mpg¹*

2.3L EcoBoost[†]®2

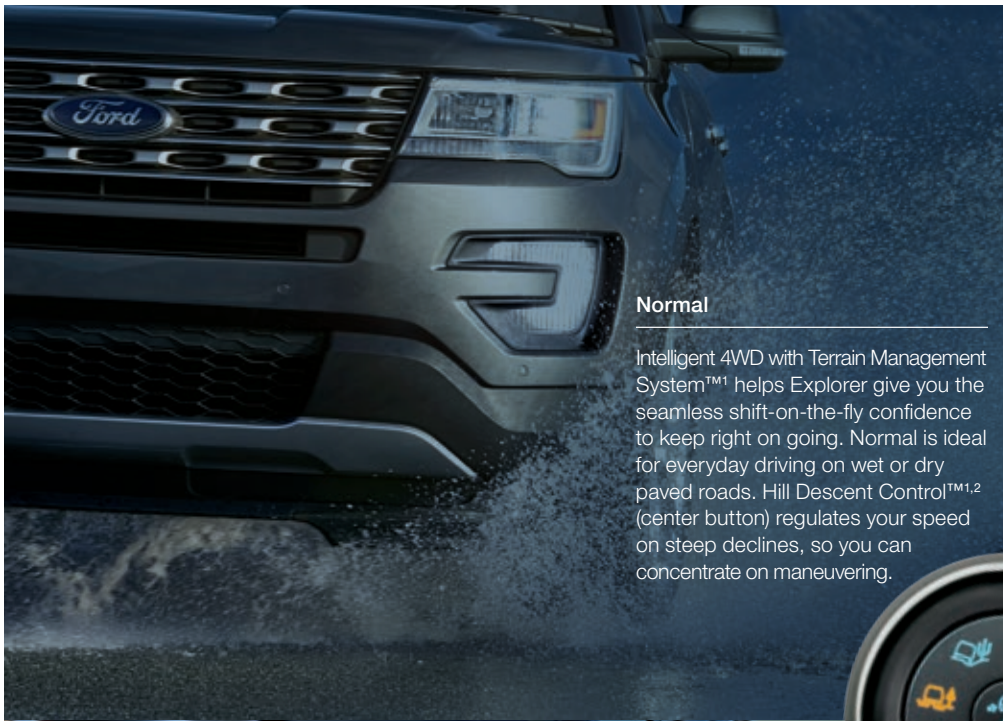
With 280 hp and 310 lb.-ft. of torque³ you've got the power to make plenty of memories along the way. As well as an EPA-estimated rating of 27 mpg highway.¹ Even if you don't feel like stopping, give your crew a break to experience the local color and stretch their legs.

*EPA-estimated rating (FWD):
19 city/27 hwy/22 combined mpg¹*

3.5L EcoBoost

Having the means to do what you want. When you want to do it. That's power. And with best-in-class⁴ V6 horsepower (365 hp)³, the standard engine on Sport and Platinum allows you to not only say yes to any road trip, but to take the lead on that trip as well.

*EPA-estimated rating (4WD):
16 city/22 hwy/18 combined mpg¹*



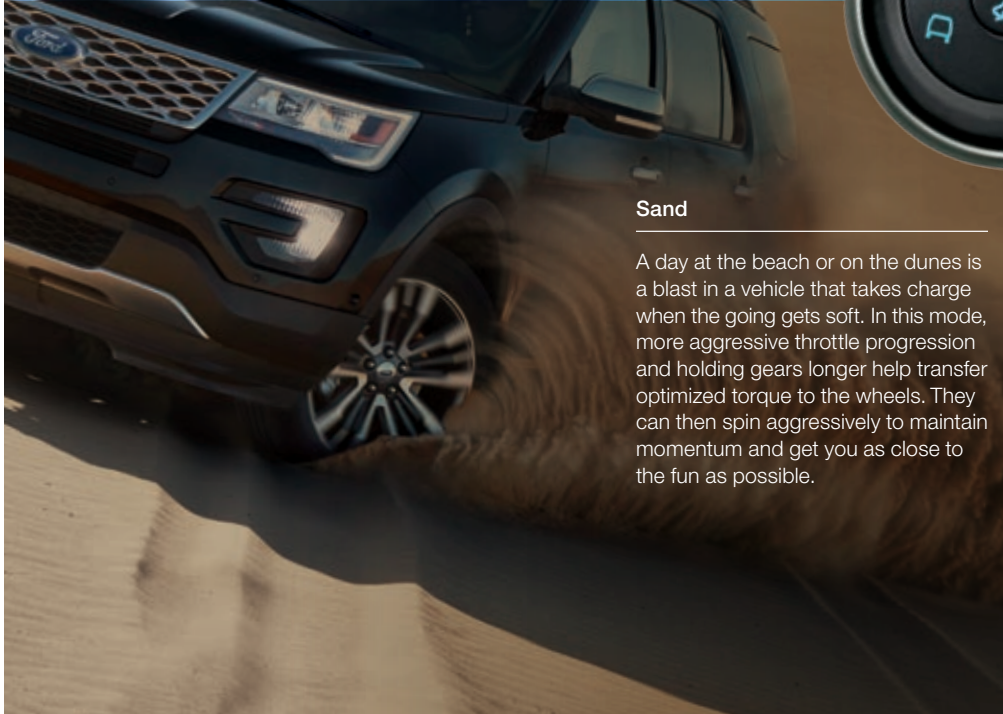
Normal

Intelligent 4WD with Terrain Management System™¹ helps Explorer give you the seamless shift-on-the-fly confidence to keep right on going. Normal is ideal for everyday driving on wet or dry paved roads. Hill Descent Control™^{1,2} (center button) regulates your speed on steep declines, so you can concentrate on maneuvering.



Mud, Rut

Things might get muddy heading to the cottage after a rain. In this mode, powertrain torque is a bit more aggressive, limiting transmission upshifts and letting the wheels spin to get you through the thick stuff.



Sand

A day at the beach or on the dunes is a blast in a vehicle that takes charge when the going gets soft. In this mode, more aggressive throttle progression and holding gears longer help transfer optimized torque to the wheels. They can then spin aggressively to maintain momentum and get you as close to the fun as possible.



Snow, Gravel, Grass

Getting off the beaten path makes life interesting. And when you do, in this mode, the transmission delivers earlier upshifts and less aggressive engine torque distribution, limiting wheelslip to help improve traction on tricky terrain.



SYNC 3

In addition to all the voice-activated benefits of SYNC[®] – placing and answering calls, and controlling music from your devices – you'll love the easy-to-use interface of SYNC 3.^{1,2} An 8" color LCD screen displays phone, audio and navigation¹ features. Enhanced voice recognition lets you give simple commands. A capacitive touchscreen includes a convenient swipe feature, as well as pinch-to-zoom functionality within navigation.

Voice-Activated Navigation System¹

Includes a 5-year complimentary trial subscription to SiriusXM[®] Traffic and Travel Link[®] services.³ Global Positioning System (GPS) technology is combined with available 3-D mapping and provides voice-guided turn-by-turn directions. You'll get detailed traffic information, plus current and forecasted weather and fuel station locations and prices.

SYNC AppLink

Use your voice to control some of your favorite compatible mobile apps (like Pandora[®] and iHeartAuto), thanks to standard SYNC AppLink.^{TM4}

Siri Seamless Integration

Bring the power of Siri[®] into Explorer with Siri Eyes Free,⁵ your paired iPhone[®] and a long press of the voice-recognition button on the steering wheel.

Automatic Updates Over Wi-Fi

Keep SYNC 3 current with the latest software as new updates become available.⁶ All you need is a Wi-Fi[®] connection.

2017 Ford Explorer | ford.com

¹Available feature. ²Don't drive while distracted. Use voice-operated systems when possible; don't use handheld devices while driving. Some features may be locked out while the vehicle is in gear. Not all features are compatible with all phones. Message and data rates may apply. ³SiriusXM audio and data services each require a subscription sold separately, or as a package, by SiriusXM Radio Inc. If you decide to continue service after your trial, the subscription plan you choose will automatically renew thereafter and you will be charged according to your chosen payment method at then-current rates. Fees and taxes apply. To cancel you must call SiriusXM at 1-866-635-2349. See SiriusXM Customer Agreement for complete terms at www.siriusxm.com. All fees and programming subject to change. ⁴SYNC AppLink is compatible with select smartphone platforms and requires any compatible apps to be installed and running on a capable smartphone while connected to SYNC. Commands may vary by phone and AppLink software. Message and data rates may apply. ⁵Requires SYNC 3. ⁶Optional Navigation System map updates cannot be received via Wi-Fi and require a separate update.





OUT THERE IS BETTER FROM IN HERE. Wherever you're heading, you're as much in control of your comfort as your ride with Explorer Platinum. Front-row multicontour seats adjust your seat contour at the touch of a button, and serve up lumbar region and upper leg area massage thanks to Active Motion.[®] Controls are well-placed, including those for the industry-exclusive 500-watt Audio System from Sony[®] with Clear Phase[™] and Live Acoustics[™] technology. On a long road trip, your crew gets to share in the fun by plugging their devices into smart-charging USB ports that are nearly 2 times faster than previous generation ports.

Even if you'll be sleeping in a tent at your destination, you can still enjoy driving in luxury. Real Brown Ash Swirl wood, as well as quilted inserts make you feel like you're pampered. And with the most standard 2nd-row head room and 3rd-row leg room in its class, Explorer spreads the love to all its passengers.

SiriusXM Satellite Radio

Listen to everything you love with SiriusXM.^{®1} Get over 150 channels including all genres of commercial-free music, plus every major sport and the best talk, news, comedy and entertainment. And you'll hear it all with a 6-month trial subscription to the All Access package, included with your new Explorer. So you can rock your ride, plus listen anywhere online and on the SiriusXM app.

OFF THE BUCKET LIST. INTO THE WATER. With the 3.5L Ti-VCT V6 or 3.5L EcoBoost®¹ engine, Explorer can tow up to 5,000 lbs. of fun.² So that boat you've always dreamed of can become a reality. And if you're a towing novice, these features can help put you at ease: A standard rear view camera that helps you see what's behind you³ and makes hooking up a trailer simple, and trailer sway control that automatically reduces engine speed and selectively applies the brakes if trailer sway is detected.⁴

Best of all, for every twist and turn the road serves up, there's AdvanceTrac® with RSC® (Roll Stability Control™).⁴ This system helps maintain control when it detects wheelslip, understeer, oversteer or roll motion, and gives you more control in the rain or on ice or gravel. In addition, its Curve Control feature helps slow you down if you're heading into a curve too quickly. In Explorer, you can venture out with confidence.



ALERTS YOU TO TAKE ACTION.



Adaptive Cruise Control

Helps maintain your choice of speed and preset gaps from the vehicle in front of you. It can also alert you to a potential collision. If one is detected, adaptive cruise control and forward collision warning with brake support¹ flashes a warning via a heads-up display on the windshield, sounds an alarm, and can pre-charge the brake system to provide full responsiveness when you do brake.

Lane-Keeping System

Can detect lane markings and apply torque to the steering wheel if it senses your vehicle drifting unintentionally out of its lane. If needed, the Lane-Keeping System¹ can also send gentle vibration pulses to the wheel to prompt you to steer back toward center.² If it detects you've come too close to – or crossed – the markers multiple times, a Driver Alert System¹ displays a coffee cup icon to suggest taking a break from driving.

BLIS (Blind Spot Information System)

Notifies you with a light in either sideview mirror³ if its radar sensors detect a vehicle in the corresponding blind spot. Cross-traffic alert, part of the system, warns you with a beep and a warning light in your sideview mirror if it detects a vehicle approaching either side as you slowly back Explorer out of a parking space. Either way, BLIS[®] with cross-traffic alert¹ helps keep you aware of things that may be just out of your line of view.



STORAGE SPACE AS FLEXIBLE AS YOUR PLANS.

When you have an impressive 81.7 cu. ft. of cargo space with both the 2nd- and 3rd-row seats folded, there's a good chance your hands are going to be full when you're loading the cargo area. So with the Intelligent Access¹ key fob on you, just kick your foot under the rear bumper and let the hands-free foot-activated liftgate¹ do the work. The versatility doesn't stop there, with a 60/40 split 2nd-row and 50/50 split-folding 3rd-row seat, you can bring all your gear. You'll even have room to shop along the way because, with the touch of a button, the PowerFold[®] 3rd-row seat¹ folds giving you 43.8 cu. ft. of storage. Even with all seats occupied, there is a generous 21 cu. ft. of cargo space behind the 3rd row.²

















TAME THE PARKING SPOT. With help from its Enhanced Active Park Assist System¹ Explorer makes parking easy so you can move on to more important things. Whether you're backing into a perpendicular spot or slowing down to parallel park, ultrasonic sensors can identify a parking space that is the right size, then the system steers the vehicle into it. All you do is follow on-screen prompts, and operate the accelerator, brake and gear shifter as needed. The front 180-degree camera¹ also helps out with visibility and allows you to see around corners. A spritz of the lens washer and your view is clear. Finally, Explorer has tamed the parking lot. Time to get out and have some fun.



PROTECTS YOUR SENSE OF ADVENTURE.

Explorer offers a sophisticated suite of safety features to help keep you safe along the way. The security of 7 standard airbags includes the Safety Canopy® System with rollover sensing and side-curtain airbags that deploy to cover all 3 rows of the vehicle. They are joined by industry-first 2nd-row outboard inflatable safety belts.¹ To help the driver stay focused, class-exclusive MyKey® technology allows you to program ignition keys with reminders to drive at appropriate speeds, keep the audio volume low and much more. And when you need to see what's behind you, you'll have a clear view with the full-color rear view camera when in Reverse.²



MODELS	WHEELS	STANDARD FEATURES
<p>EXPLORER</p> 	 <p>18" Painted Aluminum Standard: Explorer, XLT FWD</p>  <p>18" 5-Spoke Painted Aluminum Standard: XLT 4WD Optional: XLT FWD with 3.5L Ti-VCT V6 engine</p>	<p>Mechanical 6-speed SelectShift® automatic transmission with paddle shifters Brakes – 4-wheel disc Anti-Lock Brake System (ABS), panic brake assist and electronic brakeforce distribution (EBD) Compact spare wheel and tire Front and rear stabilizer bars Steering – Electric power-assisted Suspension – Front: independent MacPherson strut; rear: independent multilink Trailer sway control</p> <p>Driver-Assist Technology Autolamp Hill start assist</p> <p>Seating Front – Bucket seats Rear – 2nd-row 60/40 split fold-flat seat with fore/aft adjustable 40 section Rear – 3rd-row 50/50 split fold-flat seat 4-way adjustable front head restraints</p> <p>Interior Accessory delay for power features Cabin air filter Cargo floor tie-down hooks Cargo net hooks Center console – 1st-row full center with armrest and storage Climate control – Air conditioning with auxiliary rear controls Cruise control Cupholders (10) Displays – Outside temperature and compass Grab handles – Front-passenger (1) and B-pillar (2) Illuminated Entry System Lighting – 1st-, 2nd- and 3rd-row dome/map lights Locking glove compartment Locks – Power door with autolock Overhead console with sunglasses holder Power outlets – 12-volt powerpoints (2 in 1st row, 1 in 2nd row and 1 in rear cargo area) Shifter knob – Leather-wrapped Steering wheel-mounted cruise, audio and 5-way controls Visors – Adjustable driver and front-passenger with covered and illuminated vanity mirrors Windows – Power with front one-touch-up/-down feature</p> <p>Exterior Bodyside cladding – Black Bumpers – Body-color top with black bottom Configurable daytime running lamps Easy Fuel® capless fuel filler Headlamps – Halogen reflector high-beam Headlamps – LED low-beam Rear spoiler – Body-color Rear-window defroster Roof-mounted antenna Taillamps – LED Wheel lip moldings – Black Windows – Privacy glass (rear doors, rear quarter windows and liftgate window) Wipers – Front: speed-sensitive, variable-intermittent with washer; rear: 2-speed with washer</p> <p>Safety & Security Airbags – Personal Safety System™ for driver and front passenger includes dual-stage front airbags¹, safety belt pretensioners, safety belt energy-management retractors, safety belt usage sensors, driver's seat position sensor, crash severity sensor, restraint control module and Front-Passenger Sensing System Airbags – Front-seat side¹ Airbag – Glove-box-door-integrated knee¹ Airbags – Safety Canopy® System with side-curtain airbags¹ and rollover sensor AdvanceTrac® with RSC® (Roll Stability Control™) and Curve Control Battery saver with headlamps-off delay Belt-Minder® front safety belt reminder Child-safety rear door locks Front height-adjustable shoulder safety belts Individual Tire Pressure Monitoring System (excludes spare) LATCH – Lower Anchors and Tether Anchors for Children (2nd-row outboard and 3rd-row passenger-side seating positions) MyKey® Rear view camera with backup assist grid lines and washer Remote Keyless Entry System with integrated keyhead transmitter remotes (2) SecuriLock® Passive Anti-Theft System SOS Post-Crash Alert System™</p>
<p>XLT</p> 	 <p>20" Polished Aluminum Optional: XLT 201A and 202A with 3.5L Ti-VCT V6 engine, Limited 300A and 301A</p>  <p>20" Premium Painted Aluminum Standard: Limited</p>	
<p>LIMITED</p> 	 <p>20" 10-Spoke Magnetic-Painted Aluminum Included: XLT Sport Appearance Package</p>  <p>20" Machined Aluminum with Magnetic-Painted Pockets Standard: Sport</p>	
<p>SPORT</p> 	 <p>20" Bright-Machined Aluminum with Tarnished Dark-Painted Pockets Standard: Platinum</p>	
<p>PLATINUM</p> 		

¹Always wear your safety belt and secure children in the rear seat.

EXPLORER	XLT	LIMITED	SPORT	PLATINUM	
					Mechanical
S	S	O			3.5L Ti-VCT V6 engine
O	O	S			2.3L EcoBoost® I-4 engine¹ (includes 72-amp-hr battery)
			S	S	3.5L EcoBoost V6 engine
S	S	S			Axle – Rear, 3.39 non-limited-slip¹ (3.5L Ti-VCT with FWD)
			S	S	Axle – Rear, 3.16 non-limited-slip
S	S	S			Axle – Rear, 3.51 non-limited-slip¹ (2.3L EcoBoost with 4WD)
S	S	S			Axle – Rear, 3.36 non-limited-slip¹ (2.3L EcoBoost with FWD)
S	S	S			Axle – Rear, 3.65 non-limited-slip¹ (3.5L Ti-VCT with 4WD)
S	S	S			Front-wheel drive (FWD)
O	O	O	S	S	Intelligent 4WD with Terrain Management System™ and Hill Descent Control™ (includes front recovery hooks)¹
S					Battery – 58-amp-hr
	S	S	S	S	Battery – 72-amp-hr¹
	S	S	S	S	Brakes – Heavy-duty front and rear calipers
			S		Suspension – Sport-tuned
					Driver-Assist Technology
		O	O	S	Adaptive cruise control and forward collision warning with brake support¹
			P	S	Enhanced Active Park Assist System with Parallel Parking, Park Out Assist, Reverse Perpendicular Parking, and Forward and Side Sensing Systems
	P	S	S	S	Forward Sensing System
		S	P	S	Front 180-degree camera with washer
			P	S	Lane-Keeping System
	S	S	S	S	Reverse Sensing System
S	S				SYNC® Enhanced Voice Recognition Communications and Entertainment System with 4.2" color LCD screen in center stack, 911 Assist®, AppLink™, and 1 smart-charging USB port
	P	S	S	S	SYNC 3 Enhanced Voice Recognition Communications and Entertainment System with 8" color LCD capacitive touchscreen in center stack with swiping capability, 911 Assist, AppLink and 2 smart-charging USB ports¹
		P		S	Wipers – Rain-sensing windshield
					Seating
S					Front – 8-way power driver's seat with manual lumbar
S	S	S			Front – 10-way power driver's seat including power lumbar
S					Front – 4-way manual passenger seat
S					Front – 6-way power passenger seat with manual lumbar
	P	S	S		Front – 10-way power passenger seat including power lumbar
		P		S	Front – Multicontour seats with Active Motion®
		S	P	S	Front – Driver's seat memory feature
		P	S	S	Front – Heated
		S	P	S	Front – Heated and cooled
			S	S	Rear – Heated 2nd-row outboard seats
		S	S	S	Rear – PowerFold® 3rd-row seat
	O				Rear – 2nd-row bucket seats¹
		O	O	O	Rear – 2nd-row heated bucket seats with power-assist fold feature

EXPLORER	XLT	LIMITED	SPORT	PLATINUM	
S	S				Trim – Cloth
		P	S		Trim – Leather-trimmed
				S	Trim – Leather-trimmed with red accent stitching and perforated inserts
				S	Trim – Premium leather-trimmed with quilted and perforated inserts
		S	S	S	2nd-row fold-down center armrest with 2 cupholders
		O	O	O	2nd-row center console (requires 2nd-row bucket seats)¹
					Interior
S	S				AM/FM stereo/single-CD player with MP3 capability and 6 speakers
		S	S		Audio System from Sony® with HD Radio™ Technology
				P	500-watt Audio System from Sony with Clear Phase™ and Live Acoustics™ technology
O	S	S	S	S	SiriusXM® Satellite Radio with 6-month trial subscription
		P	S	S	Voice-activated Navigation System with pinch-to-zoom capability, and integrated SiriusXM Traffic and Travel Link® with 5-year subscription
			S	P	Ambient lighting
		S	S	S	Cargo net
				S	Center console – Leather-wrapped lid
S	S				Climate controls – Single-zone manual
		P	S	S	Climate controls – Dual-zone electronic automatic temperature control¹
S					Display – 4.2" configurable color LCD screen in instrument cluster
		P	S	S	Displays – Dual 4.2" configurable color LCD screens in instrument cluster¹
S					Door trim – Dark Galvano appliqué
		S			Door trim – Galvano appliqué
			S		Door trim – Multipiece satin chrome and Rosewood film appliqué
				S	Door trim – Multipiece satin chrome and carbon sport appliqué
				S	Door trim – Multipiece real aluminum and real Brown Ash Swirl wood appliqué
				S	Door trim – Quilted inserts
S	S				Door-sill scuff plates – Front, with embossed "EXPLORER" logo
			S		Door-sill scuff plates – Front, with bright "EXPLORER" logo
			S	S	Door-sill scuff plates – Front, with illuminated "EXPLORER" logo
	O	O	O	O	Dual Headrest DVD by INVISION™¹,²
O	O	O	O	O	Flooring – Floor liners
S	S	S			Flooring – 1st- and 2nd-row carpeted floor mats
				S	Flooring – 1st- and 2nd-row carpeted floor mats with Sport badging
				S	Flooring – 1st- and 2nd-row premium carpeted floor mats with Platinum badging
		S	S	S	Ignition – Intelligent Access with push-button start
		P	S	S	Ignition – Remote Start System¹
				S	Instrument cluster – All digital
S					Instrument panel – Dark Galvano appliqué
	S				Instrument panel – Galvano appliqué
		S			Instrument panel – Multipiece satin chrome and Rosewood film appliqué

EXPLORER	XLT	LIMITED	SPORT	PLATINUM	
				S	Instrument panel – Multipiece satin chrome and carbon sport appliqué
				S	Instrument panel – Multipiece real aluminum and real Brown Ash Swirl wood appliqué
O	O	O	O	O	Interior cargo cover
				S	Leather-wrapped instrument panel top, center console lid, and door armrests and rollovers
		P	S	S	Mirror – Auto-dimming rearview¹
S	S				Mirror – Manual day/night rearview
		S	P	S	Power-adjustable pedals with memory
			S	P	Power outlet – 110-volt converter
			S	P	Power outlets – Dual 2nd-row smart-charging USB ports
O	O	O	O	O	Rear cargo well protector
S	S				Steering column – Manual-tilt/-telescoping
		S	P	S	Steering column – Power-tilt/-telescoping
S					Steering wheel – Black urethane
		S	S	S	Steering wheel – Black leather-wrapped
				S	Steering wheel – Black leather-wrapped with real Brown Ash Swirl wood accent and unique stitching
		P	S	S	Steering wheel – Heated
			S	P	Universal garage door opener
					Exterior
		S	S		Bodyside cladding inserts – Chrome with "EXPLORER" script
				S	Bodyside cladding inserts – High-gloss black
				S	Bodyside cladding inserts – Satin chrome with "EXPLORER" script
S					Door handles – Black
		S			Door handles – Body-color
			S		Door handles – Chrome
			S		Door handles – High-gloss black
			S		Door handles – Satin chrome
S	S	S			Exhaust tips – Dual bright
			S	S	Exhaust tips – Dual fascia-integrated bright
S					Grille – Dark Foundry-painted with chrome bars
		S			Grille – Foundry Gray-painted with chrome bars
			S		Grille – Bright silver-painted with chrome bars
				S	Grille – High-gloss black-painted
				S	Grille – Unique satin chrome
			P	S	Headlamps – Automatic high beam
				S	Headlamps – Blackout treatment
		S	S	S	Headlamps – LED signature lighting
		S	S	S	Fog lamps – LED
S	S	S			Liftgate – Chrome appliqué
				S	Liftgate – High-gloss black appliqué
				S	Liftgate – Satin chrome appliqué
	P	S	S	S	Liftgate – Hands-free foot-activated¹
S					Mirrors – Power sideview with integrated blind spot mirrors and black mirror caps

¹Restrictions may apply. See your dealer for details. ²Ford Licensed Accessory.

BUILD YOUR EXPLORER

S : Standard O : Optional P : Package Content

ENGINES/EPA-ESTIMATED RATINGS⁴

EXPLORER	XLT	LIMITED	SPORT	PLATINUM	
					Exterior (continued)
	S		S		Mirrors – Power, heated sideview with integrated blind spot mirrors, LED turn signal indicators, security approach lamps and high-gloss black mirror caps
		S			Mirrors – Power-folding, heated sideview with autofold, LED turn signal indicators, security approach lamps, driver’s side memory and body-color mirror caps
			S		Mirrors – Power-folding, heated sideview with autofold, LED turn signal indicators, security approach lamps, driver’s side memory and satin chrome mirror caps
	O	O	O	S	Moonroof – Twin-panel ¹
	S	S	S	S	Perimeter alarm
	O	O	O	O	Rear bumper protector
	S	P			Roof rack – Black side rails
		S			Roof rack – Silver side rails
			S		Roof rack – Chrome side rails
			S		Roof rack – High-gloss black side rails
			S		Roof rack – Satin chrome side rails
	O	O	O	O	Roof rack – Crossbars
	O	O	O	O	Running boards – Black ^{1,2}
	S	S	S	S	SecuriCode™ invisible keypad
	S				Skid plates – Black front and rear elements
		S	S		Skid plates – Silver-painted front and rear elements
			S		Skid plates – High-gloss black front and rear elements
			S		Skid plates – Sterling silver-painted front and rear elements
	O	O	O	O	Splash guards
		P	S		Sterling Gray “EXPLORER” hood lettering
			S		Taillamps – Blackout treatment
	S	S			Tires – P245/60R18 all-season BSW
		S	S	S	Tires – P255/50R20 all-season BSW
			O		Tires – P265/45ZR20 summer-only tires ^{1,3}
		S	P	S	Windows – Remote control front (and moonroof, when equipped)
	O	O	O	O	Wheel lock kit ¹
					Safety & Security
O	O	P	P	S	Inflatable safety belts in 2nd-row outboard seating positions

EXPLORER	XLT	LIMITED	SPORT	PLATINUM	
					Equipment Groups & Packages
			O		Equipment Group 201A – Premium Audio System with 9 speakers + dual-zone electronic automatic temperature control + Remote Start System + 10-way power front-passenger seat + hands-free foot-activated liftgate + Driver Connect Package includes SYNC 3 Enhanced Voice Recognition Communications and Entertainment System with 8" color LCD capacitive touchscreen in center stack with swiping capability, 911 Assist, AppLink and 1 smart-charging USB port, 2 driver-configurable 4.2" color LCD screens in instrument cluster, auto-dimming rearview mirror, and 2nd-row smart-charging USB port
			O		Equipment Group 202A – Includes all content of 201A + Forward Sensing System + heated steering wheel + Comfort Package includes leather-trimmed seating surfaces and heated 1st-row seats
			O		Equipment Group 301A – Enhanced Active Park Assist System with Parallel Parking, Park Out Assist, Reverse Perpendicular Parking, and Forward and Side Sensing Systems + Lane-Keeping System + rain-sensing windshield wipers + auto high beams + 1st-row multicontour bucket seats with Active Motion + BLIS Plus Inflatable Rear Safety Belt Package
			O		Equipment Group 303A – Includes all content of 301A + Intelligent 4WD with Terrain Management System™ and Hill Descent Control (includes front recovery hooks) + 3.51 rear-axle ratio
			O		Equipment Group 401A – Power-adjustable pedals with memory + power-tilt/-telescoping steering column + heated and cooled 1st-row seats + front 180-degree camera with washer + ambient lighting + universal garage door opener + power-folding, heated sideview mirrors with autofold, LED turn signal indicators, security approach lamps, driver’s side memory and high-gloss black mirror caps + driver’s seat memory feature + 110-volt power outlet + dual 2nd-row smart-charging USB ports + 500-watt Audio System from Sony with Clear Phase and Live Acoustics technology + BLIS Plus Inflatable Rear Safety Belt Package
			O	O	BLIS Plus Inflatable Rear Safety Belt Package¹ includes BLIS (Blind Spot Information System) with cross-traffic alert, inflatable safety belts in 2nd-row outboard seating positions, and auto-dimming feature on driver’s sideview mirror
		O	O	O	Class II Trailer Tow Package¹ includes class II trailer hitch receiver and 4-pin wiring harness (requires 2.3L EcoBoost engine)
		O	O	S	Class III Trailer Tow Package¹ includes class III trailer hitch receiver, engine oil cooler and 7-/4-pin wiring harness (requires 3.5L engine)
			O		Cold Weather Package¹ includes heated 1st-row seats, heated steering wheel and Forward Sensing System
		O	O	O	Smoker’s Package includes ash cup/coin holder with lighter element
			O		XLT Sport Appearance Package¹ (n/a with 2.3L EcoBoost I-4 engine) includes Ebony Black leather-trimmed seats with Dark Earth Gray Miko® sueded cloth inserts and contrasting stitching; Dark Earth Gray door-trim panel inserts with Amber stitching; Black bodyside cladding with Magnetic-painted accents; Black roof-rack side rails; 20" 10-spoke Magnetic-painted aluminum wheels; Magnetic-painted grille bars, sideview mirror caps and liftgate appliques; Magnetic-painted front and rear skid-plate elements; “EXPLORER” hood lettering; and 1st- and 2nd-row floor mats with unique badging
			O		XLT Technology Feature Bundle¹ includes voice-activated Navigation System with integrated SiriusXM Traffic and Travel Link with 5-year subscription, BLIS (Blind Spot Information System) with cross-traffic alert, and auto-dimming driver’s sideview mirror

3.5L Ti-VCT V6
 290 hp @ 6,500 rpm
 255 lb.-ft. of torque @ 4,000 rpm
 6-speed SelectShift automatic
 FWD 17 city/24 hwy/20 combined mpg
 4WD 16 city/23 hwy/19 combined mpg

2.3L EcoBoost® I-4
 280 hp @ 5,600 rpm⁵
 310 lb.-ft. of torque @ 3,000 rpm⁵
 6-speed SelectShift automatic
 FWD 19 city/27 hwy/22 combined mpg
 4WD 18 city/25 hwy/21 combined mpg

3.5L EcoBoost V6
 365 hp @ 5,500 rpm⁵
 350 lb.-ft. of torque @ 3,500 rpm⁵
 6-speed SelectShift automatic
 4WD 16 city/22 hwy/18 combined mpg

DIMENSIONS

Exterior

Wheelbase	112.8"
Length	198.3"
Height	70.0"
Width – Excluding mirrors	78.9"
Width – Including mirrors	90.2"
Width – Mirrors folded	82.5"
Liftover height	31.1"

Interior

	1st/2nd/3rd Row
Head room	41.4"/40.6"/37.8"
Leg room	42.9" (max.)/39.5"/33.3"
Hip room	57.3"/56.8"/40.7"
Shoulder room	61.5"/61.0"/50.8"

Capacities (cu. ft.)

Passenger volume	151.5
Cargo volume behind 1st row	81.7
Cargo volume behind 2nd row	43.9
Cargo volume behind 3rd row ⁶	21.0
Fuel tank (gal.)	18.6
Max. towing (lbs.) ⁷	5,000

¹Restrictions apply. See your dealer for details. ²Late availability. ³Ford does not recommend using summer tires when temperatures drop to approximately 45°F or below (depending on tire wear and environmental conditions) or in snow/ice conditions. If the vehicle must be driven in these conditions, Ford recommends using all-season or snow tires. ⁴Actual mileage will vary. ⁵Horsepower and torque ratings achieved with 93-octane fuel. ⁶Including rear seat well. ⁷Maximum weight shown is for properly equipped vehicle with required equipment and a 150-lb. driver. Weight of additional options, equipment, passengers and cargo must be deducted from this weight. For additional information, see your Ford Dealer.

EXTERIOR & INTERIOR CHOICES

	EXPLORER	XLT	LIMITED	SPORT	PLATINUM
White Platinum Metallic Tri-coat ¹		2 3 4 5 6	7 8	9	10 11
Oxford White	1	2 3 4 5 6			
Ingot Silver ²	1	2 3 4 5 6	7 8	9	10 11
Smoked Quartz Metallic Tinted Clearcoat ¹		2 3 4 5 6	7 8	9	10 11
White Gold ²		2 3 4 5 6	7 8		10 11

	EXPLORER	XLT	LIMITED	SPORT	PLATINUM
Canyon Ridge ²		2 3 4 5 6	7 8		10 11
Ruby Red Metallic Tinted Clearcoat ¹	1	2 3 4 5 6	7 8	9	10 11
Blue Jeans ²	1	2 3 4 5 6	7 8	9	10 11
Magnetic ²		2 3 4 5 6	7 8	9	10 11
Shadow Black	1	2 3 4 5 6	7 8	9	10 11



Colors are representative only. See your dealer for actual paint/trim options. ¹Additional charge. ²Metallic.



FORD ACCESSORIES

Limited in Ingot Silver accessorized with smoked hood and side window deflectors, molded splash guards, running boards, roof crossbars, and roof-mounted bike carrier by THULE®¹

Exterior

- Full vehicle cover¹
- Hood and side window deflectors
- Hood badge
- Hood protector¹
- Locking fuel plug
- Racks and carriers¹
- Rear bumper protector
- Rear fascias
- Roof crossbars
- Running boards
- Splash guards
- Sportz® tent¹
- Trailer towing accessories

Interior

- Ash cup/coin holders
- Cargo area protector (A)
- Cargo organizers and protectors
- Carpeted floor mats
- First aid and roadside assistance kits¹
- Floor liners (B)
- Interior light kit
- Interior rear consoles
- In-vehicle safe¹
- Protective seat covers¹
- Tablet cradle¹

Electronics

- Dual headrest DVD¹ (C)
- Keyless entry keypad
- Remote Access (D)
- Remote start systems
- Vehicle Security System
- Warning sensor systems¹

Wheels

- Wheel lock kits



New Vehicle Limited Warranty. We want your Ford Explorer ownership experience to be the best it can be. Under this warranty, your new vehicle comes with 3-year/36,000-mile bumper-to-bumper coverage, 5-year/60,000-mile Powertrain Warranty coverage, 5-year/60,000-mile safety restraint coverage, and 5-year/unlimited-mile corrosion (perforation) coverage – all with no deductible. Please ask your Ford Dealer for a copy of this limited warranty.

Roadside Assistance. Covers your vehicle for 5 years or 60,000 miles, so you have the security of knowing that help may be only a phone call away should you run out of fuel, lock yourself out of the vehicle or need towing. Your Ford Dealer can provide complete details on all of these advantages.

Ford Credit. Get the ride you want. Whether you plan to lease or finance, you'll find the choices that are right for you at Ford Credit. Ask your Ford Dealer for details or check us out at fordcredit.com.

Ford Protect Extended Service Plans. Whether you purchase or lease your Ford vehicle, insist on genuine Ford Protect extended service plans. Ford Protect has a variety of plans to give you peace-of-mind protection whether you want vehicle component or maintenance coverage. Plus, they are fully backed by Ford and honored at all Ford dealerships in the U.S., Canada and Mexico. When you visit your dealer, insist on genuine Ford Protect extended service plans.

Insurance Services. Get Ford Motor Company quality in your auto insurance. Our program offers industry-leading benefits and competitive rates. Call 1-877-367-3847, or visit us at fordvip.com for a no-obligation quote. Insurance offered by American Road Services Company (in CA, American Road Insurance Agency), a licensed agency and subsidiary of Ford Motor Company.

Ford Original Accessories. They're warranted for whichever provides you the greatest benefit: 24 months/unlimited mileage, or the remainder of your Bumper-to-Bumper 3-year/36,000-mile New Vehicle Limited Warranty. Ford Licensed Accessories (FLA) are warranted by the accessory manufacturer's warranty. FLA are designed and developed by the accessory manufacturer and have not been designed or tested to Ford Motor Company engineering requirements. Contact your Ford Dealer for details and/or a copy of all limited warranties.

"HD Radio" and the HD Radio logo are proprietary trademarks of iBiquity Digital Corporation. INVISION is a trademark of VOXX International Corporation. iPhone and Siri are trademarks of Apple Inc., registered in the U.S. and other countries. Miko is a registered trademark of Miko s.r.l. PANDORA, the PANDORA logo, and the Pandora trade dress are trademarks or registered trademarks of Pandora Media, Inc. Used with permission. SiriusXM services require a trial subscription, sold separately by SiriusXM after trial period. Fees and taxes apply. All fees and programming subject to change. Sirius satellite service is available only to those in the 48 contiguous USA, D.C. and PR (with coverage limitations). Our Internet radio service is available throughout our satellite service area and in AK and HI. Some channels not available in all lineups. Sirius, XM and all related marks and logos are trademarks of Sirius XM Radio Inc. Sony is a registered trademark, and Clear Phase and Live Acoustics are trademarks, of the Sony Corporation. THULE is a registered trademark of Thule Sweden AB. Wi-Fi® is a registered trademark of the Wi-Fi Alliance®.

Comparisons based on competitive models (class is Large Utilities based on Ford segmentation), publicly available information and Ford certification data at time of release. Vehicles may be shown with optional equipment. Features may be offered only in combination with other options or subject to additional ordering requirements/limitations. Dimensions shown may vary due to optional features and/or production variability. Information is provided on an "as is" basis and could include technical, typographical or other errors. Ford makes no warranties, representations, or guarantees of any kind, express or implied, including but not limited to, accuracy, currency, or completeness, the operation of the information, materials, content, availability, and products. Ford reserves the right to change product specifications, pricing and equipment at any time without incurring obligations. Your Ford Dealer is the best source of the most up-to-date information on Ford vehicles.

¹Ford Licensed Accessory.