

2013 **E-SERIES**





DIVERSIFIED. VERSATILE. AND AMERICA'S FAVORITE.

Offering a wide range of full-size vans, wagons, cutaways and stripped chassis, Ford E-Series can help you get the job done – whatever it is. Built Ford Tough,[®] E-Series can be configured with GVWRs ranging from 8,520 to 14,500 lbs. These hardworking vehicles are ideal for moving products, people, and equipment – sometimes all at once. Maybe that's why trades, fleets, community groups and other organizations have made E-Series America's favorite full-size van for 33 years running. See for yourself. Go further in a 2013 E-Series.

Vehicles throughout this catalog may be shown with optional and aftermarket upfit equipment.

2013 **E-SERIES**
ford.com



BULK CONTAINER. AND THEN SOME.



E-Series Vans can confidently tow up to 10,000 lbs¹ with the help of smart features like standard telescoping trailer tow mirrors and Roll Stability Control.[™] On the 6.8L Triton[®] V10² with TorqShift[®], a selectable tow/haul mode automatically compensates for altitude, grade and load conditions. Our full-color rear view camera² shows you what's behind the vehicle when in Reverse. It also includes a distance guide and center line to help you line up with a hitch. You can haul up to 278 cu. ft. of cargo with peace of mind thanks to sturdy double-wall construction that helps protect the outer walls from shifting loads. Plus, you can choose sliding² or swing-out side cargo doors, or opt for windows all around² or panel sides.



Balances the brakes. A factory-integrated trailer brake controller (TBC)^{2,3} synchronizes the vehicle and trailer brakes for seamless operation while towing.



Helps you connect. Trailer Tow Packages⁴ include a bumper-mounted trailer wiring harness for easy electrical connections and a clean finish.

Maximum Capabilities (lbs.) ⁵	GVWR	Payload
E-150 Van	8,520 – 8,600	3,260
E-150 Extended Van	8,600	3,190
E-250 Van	8,900 – 9,000	3,630
E-250 Extended Van	8,900 – 9,000	3,480
E-350 Van	9,500	4,050
E-350 Extended Van	9,500	3,920

E-250 Cargo Van. Ingot Silver. Available and aftermarket equipment.

¹When properly equipped. ²Available feature. ³TBC verified to be compatible with electrically actuated drum brakes and certain electric-over-hydraulic brake systems. See your Ford Dealer for details. ⁴Available feature. Class II/III/IV Trailer Tow Package shown. ⁵Maximum capabilities shown are for properly equipped vehicles with required equipment. Weight of additional options, equipment, passengers and cargo must be deducted from this weight. Final vehicle manufacturer weights and ratings will vary due to upfit and modification requirements.

2013 E-SERIES
ford.com





HANDS CONTROL THE WHEEL. VOICE CONTROLS THE REST.

Stay connected to calls, music and more with SYNC.

No more searching for your phone. No device on your ear. Connect to your world with voice-activated Ford SYNC.^{®1} Once paired, SYNC recognizes your phone and automatically transfers your contacts to support voice calling. It also plays music from your phone, MP3, USB or iPod.[®] Just touch a button on the steering wheel and say things like "Call Kevin," or "Play genre: Country." AppLink^{™2} lets smartphone users control Pandora[®] internet radio and Stitcher Smart Radio[™] by voice too. SYNC also offers 911 Assist[®], and with an activated SYNC Services account you get business searches,³ turn-by-turn driving directions,³ custom traffic alerts³ and more. Personalize your experience at ford.com/sync.

Full-color, voice-activated travel guide with SiriusXM.

The Navigation System³ (not shown) includes a 6-month trial subscription to SiriusXM Satellite Radio, Traffic and Travel Link to bring you over 130 channels of unique content, plus live services. Get continuously updated traffic information, plus check local fuel prices, weather reports, movie listings, sports scores and more. This system features a vibrant 6.5" LCD touch screen with interactive maps you can zoom and scroll. Of course, it also responds to voice commands for hands-free control. Play DVDs while E-Series is in Park and store nearly 10 gigs of your digital music.



New convenient 110-volt power outlet.³ Keeps you connected to the office or other job sites. Lets you run your laptop or recharge your power equipment battery.

Keeps you informed. The message center³ helps you track tire pressure, miles to empty and average fuel economy. It also includes an engine-hour meter, systems checks for fuel level and much more.

Helps you stay cool. Manual front air conditioning is standard on all vans, wagons and cutaways.

Stows essentials nearby. The standard center console gives you lots of storage capacity within easy reach, including an upright storage bin large enough for clipboards and even some laptops.

E-Series Cargo Van. Medium Flint. Available equipment.

¹Available feature. Driving while distracted can result in loss of vehicle control. Only use mobile phones and other devices, even with voice commands, when it is safe to do so. Not all features are compatible with all phones. SYNC Services varies by trim level and model year and may require a subscription. Traffic alerts and turn-by-turn directions available in select markets. Message and data rates may apply. ²SYNC AppLink is available on select models and is compatible with select smartphone platforms. Commands may vary by phone and AppLink software. ³Available feature.

2013 E-SERIES
ford.com

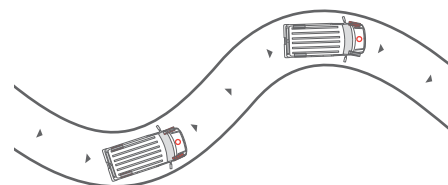


NOW BOARDING. MAXIMUM OCCUPANCY: 15.

With room and comfort to spare, everybody gets the VIP treatment in E-Series Wagons. Equip yours to seat 7, 8, 11, 12 or 15 passengers.¹ Standard front air conditioning helps keep everyone cool. Seat-integrated 3-point safety belts in the center on the rear bench seats help ease entry and exit. A self-latching quick-release system enables all rows to be removed and reinstalled as the need arises. Lots of choices. Lots of comfort. That's E-Series Wagon.



Alerts you to obstacles. The closer you get, the faster our Reverse Sensing System² is going to beep. It uses ultrasonic sensors to help detect certain objects behind the vehicle as you're slowly backing up. Available on Vans and Wagons.



Masters challenging moments. AdvanceTrac[®] with RSC[®] (Roll Stability Control[™]) uses 2 gyroscopic sensors to automatically help you avoid skidding and fishtailing. It's particularly beneficial in inclement weather.³

E-350 XLT 15-Passenger Extended Length Wagon. Medium Pebble cloth trim. Available equipment.

¹Passenger and cargo capacity limited by weight and weight distribution. 11-, 12- and 15-passenger vehicles may be classified as buses and may require appropriate licensing. ²Available feature. ³Vans and Wagons only. Remember that even advanced technology cannot overcome the laws of physics. It's always possible to lose control of a vehicle due to inappropriate driver input for the conditions.

2013 E-SERIES
ford.com





CREW FORWARD. GEAR AFT. TRANSPORTATION SOLVED.

The E-Series Cargo Van with the Crew Van Package¹ easily transports people and gear to wherever they're needed. There's room for up to 5 passengers thanks to the 3-passenger 2nd-row vinyl bench seat which includes 3-point safety belts. The seating area includes a partial headliner, full B-pillar trim panels, side door-trim panels, a lower trim panel behind the driver's seat, and a convenient pull handle on the side door. The passenger-side rear door in the cargo area also gets a pull handle to help make quick work of equipment transfers. A sturdy, metal-mesh bulkhead divides the 2 spaces. And you'll find rugged vinyl floor covering throughout.



Powers your heavy-duty accessories.
Operate up to 4 high-power relays with the pre-wired upfitter switches¹ conveniently located at the top and center of your instrument panel.



Securely recharges your devices.
A 12-volt powerpoint inside the lockable glove compartment, standard on Vans and Wagons, allows you to stow your mobile phone out of sight while it powers up.

E-250 Cargo Van. Crew Van Package. Medium Flint cloth front and vinyl rear trim. Available equipment.

¹Available feature.

2013 **E-SERIES**
ford.com





E-SERIES SUPER DUTY® CUTAWAY: THE WORKING MAN'S CONVERTIBLE.

From demanding emergency service to a multitude of trades to shuttle transportation, E-Series offers you an extensive selection of van-based cutaways, ready to be equipped for nearly any duty. Their outstanding capacities, rugged capabilities and Built Ford Tough® reputations have made E-Series the full-size van sales leader since 1979.

E-350.

The SRW configuration offers a GVWR of 10,050 lbs. for specific upfits.

E-350 SRW/DRW.

Supremely versatile heavy-duty Cutaways, the E-350 lineup offers 2 powertrain choices as well as Ambulance, Motorhome, School Bus and Shuttle Bus Prep Packages.¹ The 158" and 176" wheelbase chassis are available with an impressive 5,000-lb. front GAWR and a GVWR of up to 12,500 lbs.

E-450.

The 5.4L Triton® V8 FFV is standard on E-450. Spec giant payloads (see chart at right), and select GCWRs up to 22,000 lbs.² for outstanding towing capability. A 5,000-lb. front GAWR is achieved with the 6.8L Triton V10 engine.¹ Choose the 40-gal. fuel tank¹ for more usable rear GAWR. And get the stopping power you need to handle huge loads from the standard 4-wheel disc brake system with ABS.



Comes to the rescue. The Ambulance Prep Package,¹ designed for select Cutaways equipped with the 6.8L V10 or 5.4L V8 gas engine, offers outstanding payload capability. With the V10, you also get 305 horsepower and best-in-class³ gas torque of 420 lb.-ft.



Becomes your ideal. What do you do? And how do you do it? Our Stripped Chassis platform is the perfect foundation for building the specialized truck you need to do it right. Explore the possibilities at commtruck.ford.com.

Maximum Capabilities (lbs.) ⁴	GVWR	Payload
E-350 Cutaway SRW	10,050	5,268
E-350 Cutaway DRW	11,500 – 12,500	7,376
E-450 Cutaway DRW	14,050 – 14,500	9,040
E-350 Stripped Chassis DRW	11,500 – 12,500	8,026
E-450 Stripped Chassis DRW	14,050 – 14,500	9,747

E-350 SRW Cutaway. Vermillion Red. Available equipment.

¹Available feature. ²See your Ford Dealer for details. ³Class is Full-Size Vans. ⁴Maximum capabilities shown are for properly equipped vehicles with required equipment. Weight of additional options, equipment, passengers and cargo must be deducted from this weight. Cutaway ratings are based on incomplete vehicles. Final vehicle manufacturer weights and ratings will vary due to upfit and modification requirements.

2013 E-SERIES
ford.com



LOTS OF WAYS TO MAKE IT YOURS.



Keep your equipment organized and easily accessible with our wide range of storage solutions by Masterack®. Several of these valuable racks and bins packages, like the ladder rack shown on the cover, are actually available at no extra charge! Please see the E-Series Van Optional Features page and your local Ford Dealer for details. Build the E-Series you want, just the way you want it.

QuietFlex® Composite Racks and Bins Package²

Masterack Steel Racks and Bins Package²

EconoCargo® Cargo Management System²

Plumbing/HVAC Service Package²

Electrical Contractor Upgrade² on
Masterack Steel Racks and Bins Package²




Upfits for accessibility. Your E-Series can be equipped with aftermarket upfits² including a fully automatic wheelchair lift, raised roof, wheelchair restraint system, power assist seat, hand controls and more. Visit mobilitymotoringprogram.com for details.

¹To eligible customers under the Ford Commercial Services Program. ²Available feature.

2013 E-SERIES
ford.com





Create a more meaningful driving experience: Connect with Ford Custom Accessories for authentic personalization possibilities. The cost of select accessories – ordered and purchased at the time you buy or lease your E-Series – can be rolled into your monthly payment. And coverage for select accessories falls under the New Vehicle Limited Warranty that way too. See your dealer for details.

E-150 Van in Oxford White customized with smoked hood and side window deflectors, forward and reverse bumper-mounted parking assist systems by EchoMaster,^{®1} keyless entry keypad, running boards, flat splash guards and Ford Commercial Graphics by Original Wraps,[™] Inc.¹

Auto-dimming rearview mirror

All-weather floor mats

Remote start systems

Trailer hitch balls/drawbars

custom
accessories 
accessories.ford.com

¹Ford Licensed Accessory.

E-SERIES Standard Features

VAN/WAGON/CUTAWAY

Mechanical

4.6L Triton® V8 FFV engine (E-150 and E-250)
5.4L Triton V8 FFV engine (E-350 and E-450)
50-state emissions system
Alternator – 120-amp
Electronic throttle control (ETC)
Fuel tank – 33-gallon (Van and Wagon)
Fuel tank – 40-gallon (aft-of-axle Cutaway and Stripped Chassis)
Power steering
Regular length (Van and Wagon)
Suspension – Front: Twin-I-Beam; rear: dual-stage leaf springs

Seating

Driver and front-passenger bucket seats with inboard folding armrests

Interior

Air conditioning – Manual (front only)
Powerpoints – 12-volt (2 on instrument panel; 1 in glove compartment)
Sun visors
Tachometer
Tilt steering column

Exterior

50/50 swing-out rear doors with 172°-opening door checks (Van and Wagon)
60/40 swing-out side doors (Van and Wagon)
Bumper – Black front with black plastic valance
Headlamps – Sealed-beam
Horn – Dual-note
Solar-tinted glass
Windshield wipers – Intermittent

Safety & Security

3-point lap/shoulder safety belts for all seating positions
AdvanceTrac® with RSC® (Roll Stability Control™) (Van and Wagon only)
Airbags¹ – Driver and front-passenger front
Belt-Minder® front safety belt reminder
Brakes – Power 4-wheel disc with Anti-Lock Brake System (ABS)
Side-intrusion door beams
Tire Pressure Monitoring System (SRW only, excludes spare)



VAN

Includes all standard features, plus:

Mechanical

4-speed automatic transmission with overdrive
Transmission oil cooler
16" steel wheels with LT225/75R16E tires on E-150 or LT245/75R16E tires on E-250/E-350
Sport wheel covers

Seating

2-passenger capacity
Vinyl front bucket seats

Interior

AM/FM stereo with digital clock, 2 speakers and audio input jack
A-pillar grab handles for driver and front passenger
Center console with color-keyed Slimline engine cover, dual bin stowage and 3 cupholders
Dome lights – Front and rear cargo
Door locks – Manual
Flooring – Black vinyl front
Glove compartment with auxiliary powerpoint
Headliner – Front vinyl
Mirror – Rearview (when equipped with rear door glass)
Step well pads – Black plastic
Windows – Manual

Exterior

Bumpers – Black
Grille – Black
Mirrors – Manually telescoping trailer tow with manually adjustable glass and manual convex spotters



Exteriors

	Van²	Wagon	Cutaway³
A Oxford White	1, 2, 4	1, 2, 3, 4, 5	1, 2, 4
B Ingot Silver Metallic⁴	1, 2	1, 2, 3	1, 2, 4
C Pueblo Gold Metallic⁴	1, 2, 4	1, 2, 3, 4, 5	
D School Bus Yellow⁵	1, 2	1, 2, 3	1, 2, 4
E Vermillion Red	1, 2, 4	1, 2, 3, 4, 5	1, 2, 4
F Steel Blue Metallic⁴	1, 2, 4	1, 2, 3, 4, 5	1, 2, 4
G Dark Blue Pearl Metallic⁴	1, 2	1, 2, 3	1, 2, 4
H Black	1, 2, 4	1, 2, 3, 4, 5	1, 2, 4

- 1 Medium Flint Vinyl – Standard
- 2 Medium Flint Cloth – Standard
- 3 Medium Flint Leather – Requires XLT Premium Wagon
- 4 Medium Pebble Cloth – Standard
- 5 Medium Pebble Leather – Requires XLT Premium Wagon

¹Always wear your safety belt, secure children in the rear seat (if equipped) and follow airbag warning label instructions. ²Medium Pebble requires Interior Upgrade Package or Premium Van Group on Commercial Van. ³Medium Pebble only available with Motorhome Prep Package on Cutaway. ⁴Additional cost. ⁵XL Fleet only.

Colors are representative only. See your dealer for actual paint/trim options. Microsoft is a registered trademark of Microsoft Corporation. SiriusXM Satellite Radio, Traffic and Travel Link subscriptions sold separately or as a package after trial expires. SiriusXM Traffic and Travel Link service available in select markets. See SiriusXM Customer Agreement for complete terms at www.siriusxm.com. Sirius satellite service available in the contiguous United States, DC, and PR. Sirius, XM and all related marks and logos are trademarks of Sirius XM Radio Inc. iPod is a registered trademark of Apple Inc. All rights reserved. PANDORA, the PANDORA logo, and the Pandora trade dress are trademarks or registered trademarks of Pandora Media, Inc. Used with permission. Stitcher Smart Radio is a registered trademark of Stitcher, Inc. Masterack, QuietFlex and EconoCargo are registered trademarks of Leggett & Platt Commercial Vehicle Products Company. HD Radio is a proprietary trademark of iBiquity Digital Corp.



E-SERIES Standard Features



WAGON

Includes all standard features, plus:

Mechanical

4-speed automatic transmission with overdrive

Transmission oil cooler

16" steel wheels with LT225/75R16E tires

Sport wheel covers

Seating

8-passenger capacity (E-150)

12-passenger capacity (E-350 Super Duty® Regular Length)

15-passenger capacity (E-350 Super Duty Extended Length)

Vinyl front bucket seats (XL)

Cloth front bucket seats (XLT)

Interior

AM/FM stereo with digital clock, 6 speakers and audio input jack

A-pillar grab handles for driver and front passenger

Center console with color-keyed Slimline engine cover, dual bin stowage and 3 cupholders

Coat hooks

Dome lights – Front and rear cargo

Door locks – Manual (XL), power (XLT)

Flooring – Black vinyl front and rear

Glove compartment with auxiliary powerpoint

Headliner – Full-length cloth

Mirror – Rearview

Powerpoint – 12-volt, located in rear passenger section

Step well pads – Black plastic

Windows – Manual (XL), power (XLT)

Exterior

Bumpers – Black (XL), chrome (XLT)

Grille – Black (XL), chrome (XLT)

Mirrors – Aero-style sideview with manually adjustable glass and manual convex spotter



CUTAWAY

Includes all standard features, plus:

Mechanical

5-speed automatic TorqShift® transmission with overdrive

Transmission oil cooler

16" gray-painted steel wheels with LT245/75R16E tires (SRW)

16" white-painted steel wheels with LT225/75R16E tires (DRW)

Auxiliary fuel port

Heavy-duty battery

Modified vehicle wiring kit and system

Rear frame crossmember (E-350)

Seating

2-passenger capacity

Vinyl bucket seats

Interior

AM/FM stereo with digital clock, 2 speakers and audio input jack

A-pillar grab handles for driver and passenger

Center console with color-keyed Slimline engine cover, dual bin stowage and 3 cupholders

Dome light – Front

Flooring – Black vinyl front

Glove compartment with auxiliary powerpoint

Headliner – Vinyl

Exterior

Bumper – Black

Grille – Black



STRIPPED CHASSIS¹

Includes all standard features, plus:

Mechanical

5-speed automatic TorqShift transmission with overdrive

Transmission oil cooler

16" white-painted steel wheels with LT225/75R16E tires

Auxiliary fuel port

Fuel filler vent hose

Modified vehicle wiring kit

Rear frame crossmember

Wheel nut wrench

Seating

Seats not included

Interior

Airbag delete

Air conditioning delete

Radio delete

Exterior

Daytime running lamps

Front bumper delete

Headlamp assembly and switch



16" Steel with Sport Wheel Covers
Standard



16" Aluminum
Available

¹Vehicle shown with aftermarket upfit.

Comparisons based on 2012 competitive models (class is Full-Size Vans), publicly available information and Ford certification data at time of release. Some features discussed may be optional. Vehicles throughout this catalog are shown with optional and aftermarket equipment. Features shown may be offered only in combination with other options or subject to additional ordering requirements or limitations. Dimensions and capability ratings shown may vary due to optional features and/or production variability. Following release of the PDF, certain changes in standard equipment, options and the like, or product delays may have occurred which would not be included in these pages. Your Ford Dealer is the best source for up-to-date information. Ford Division reserves the right to change product specifications at any time without incurring obligations. Body manufacturers are responsible for compliance certification of the completed vehicle. The Ford New Vehicle Limited Warranty and any government certification made by Ford shall cover only the vehicle as manufactured by Ford and shall not extend to any addition, modification or change of or to the vehicle by the Ford Authorized Pool Account.

E-SERIES VAN Optional Features

E-150 COMMERCIAL		
E-250 SUPER DUTY® COMMERCIAL		
E-350 SUPER DUTY COMMERCIAL		
Mechanical		
○	○	● 5.4L Triton® V8 FFV engine (4-speed automatic overdrive transmission)
—	—	○ 6.8L Triton V10 engine (5-speed automatic TorqShift® transmission with overdrive and tow/haul mode)
○	○	○ 110-volt power outlet (replaces IP-mounted 12-volt powerpoint; req. 155-amp or 225-amp alternators; n/a with 4.6L V8 engine or Premium Navigation Radio System)
○	○	○ Alternator – 155-amp (5.4L V8 and 6.8L V10 engines only)
○	○	○ Alternator – 225-amp (5.4L V8 and 6.8L V10 engines only)
○	○	○ Auxiliary fuel port (n/a with 4.6L V8 engine)
○	○	○ Battery – Heavy-duty 78-amp-hr
○	○	○ Battery – Heavy-duty dual 78-amp-hr
○	○	○ CNG/LPG Gaseous Engine Prep Package¹ – Hardened intake valves, exhaust valves and valve seats (5.4L V8 and 6.8L V10 engines only; n/a with Ambulance Prep Package)
○	○	○ Engine block heater – 750-watt
●	●	● Engine console cover delete (Fleet only)
—	—	○ Front GAWR – Maximum up to 4,600 lbs.² (Fleet only; incl. with Ambulance Prep Package and Aerial Bucket Cargo Van Suspension Package)
○	○	○ Integrated trailer brake controller³ (req. Trailer Tow Package and message center)
●	●	● Rear axle – Limited-slip¹
—	○	○ Spare wheel and tire delete
●	●	— Speed limitation – 65-mph governed top speed (4.6L V8; Fleet only)¹
●	●	— Speed limitation – 75-mph governed top speed (4.6L V8; Fleet only)¹
Safety/Security		
●	●	● Daytime running lamps (Fleet only)
●	●	● E-Guard Cargo Protection System,™ and rear- and side-door security system¹
○	○	○ Keys – 2 additional (4 total; n/a with Securilock® Passive Anti-Theft System; keys only – key fobs not included)
○	○	○ Passenger airbag cut-off switch (n/a with Crew Van Package or seats delete)
○	○	○ Securilock Passive Anti-Theft System
Seating		
○	○	○ Dual cloth front bucket seats
○	○	○ Dual cloth front captain's chairs⁴
○	○	○ Power driver's seat – 6-way with manual lumbar (req. front captain's chairs)
Appearance/Comfort/Convenience		
○	○	○ 16" aluminum wheels with chrome center caps
○	○	○ 16" white-painted steel wheels (deletes sport wheel covers)
○	○	○ Air conditioning – High-capacity (front and rear) (n/a with Ambulance Prep Package)
○	○	○ Air conditioning delete
○	○	○ AM/FM stereo/single-CD player with MP3 capability, audio input jack, digital clock and 4 speakers (n/a with E-Guard)
○	○	○ Premium Navigation Radio System featuring SiriusXM Satellite Radio, Traffic and Travel Link with 6-month trial subscription; HD Radio™ Technology; single-CD player with MP3 capability; and audio input jack (req. Power Group and Ford SYNC®)
○	○	○ SiriusXM Satellite Radio with 6-month trial subscription (n/a with base radio or radio delete; incl. with SiriusXM Traffic and Travel Link on Premium Navigation Radio System)
○	○	○ SYNC with complimentary 3-year prepaid subscription to SYNC Services (Traffic, Directions and Information) and Applink™ (incl. auto-dimming rearview mirror and Premium Navigation Radio System; req. cruise control; n/a with base radio)¹
○	○	○ Radio Prep Package – 2 speakers
○	○	○ Radio Prep Package – 4 speakers (n/a with E-Guard)
○	○	○ Radio delete
●	●	● Bumper – Black rear step (incl. Class I Trailer Tow Prep)
●	●	● Bumpers – Chrome front and rear contour (incl. and only available with High-Series Upgrade Package)
●	●	● Bumper – Chrome rear step (incl. Class I Trailer Tow Prep; req. High-Series Exterior Upgrade Package)
○	○	○ Bumper – White-painted (Fleet only)
○	○	○ Crew Chief™ powered by Telogis® – Fleet tracking system⁵ (req. additional subscription)
○	○	○ Cruise control (req. SYNC)
○	○	○ Flooring – Rear vinyl
○	○	○ Message center – Instrument panel, electronic with engine-hour meter (req. with integrated trailer brake controller and Reverse Sensing System)
○	○	○ Mirrors – Aero-style, manually adjustable with manually adjustable glass and manual convex spotters
●	●	● Mirrors – Aero-style, power-adjustable sideview with manual convex spotters⁶
○	○	○ Mirrors – Manually telescoping trailer tow, power-adjustable with manual convex spotters⁷
○	○	○ Mirrors – Exterior delete (Fleet only)
○	○	○ Power Group (door locks, front windows, aero-style sideview mirrors, Remote Keyless Entry System)
○	○	○ Rear view camera (n/a with base radio or radio delete)

E-150 COMMERCIAL		
E-250 SUPER DUTY COMMERCIAL		
E-350 SUPER DUTY COMMERCIAL		
Appearance/Comfort/Convenience (continued)		
○	○	○ Reverse Sensing System (req. rear step or contour bumpers and message center)
○	○	○ Running boards – Door-length on driver side; full-length on passenger side
○	○	○ Side cargo door – Sliding solid panel
○	○	○ Upfitter switches – User-defined, 4 (n/a with 4.6L V8 engine; req. 155-amp or 225-amp alternator)
○	○	○ Privacy glass¹
○	○	○ Windows – Fixed rear cargo door glass (incl. rearview mirror)
○	○	○ Windows – Fixed side/fixed rear cargo door glass¹
○	○	○ Windows – Swing-out side/fixed rear cargo door glass¹
○	○	○ Windows – All around (incl. swing-out side/fixed rear cargo door glass)
Packages¹		
—	—	○ Aerial Bucket Cargo Van Suspension Package – 4,600 lbs. front GAWR, 7,810 lbs. 9-leaf rear springs (SRW); rear GAWR reduced to 5,400 lbs.; requires 53S
—	—	○ Ambulance Prep Package (non-FFV engine) – Auxiliary Heater/AC Connector Package, auxiliary fuel port, 3.7:1 rear axle, 225-amp alternator, dual 78-amp-hr batteries, 60/40 side doors, floor pan extended side and rear, fixed side/rear door tinted glass, front vinyl headliner with HIC extension, maximum front GAWR, modified vehicle wiring kit, side/rear door-trim panels, and vinyl sun visors (5.4L V8 and 6.8L V10 engines only)
—	—	○ Auxiliary Heater/Air Conditioning Connector Package w/Rear AC Controls – Auxiliary heater/air conditioning tubes located underbody, front heater, front air conditioning, and rear A/C controls in instrument panel (optional on E-350 Cargo Van, optional with Ambulance Prep Package)
—	—	○ Auxiliary Heater/Air Conditioning Connector Package w/o Rear AC Controls – Auxiliary heater/air conditioning tubes located underbody, front heater and front air conditioning (optional on E-350 Cargo Van, incl. with Ambulance Prep Package)
○	○	○ Commercial Van Package – Power Group (door locks, front windows, aero-style sideview mirrors, Remote Keyless Entry System), rear step bumper, fixed rear cargo door glass, and cruise control (n/a with Ambulance Prep Package)
●	○	○ Crew Van Package – 3-passenger 2nd-row vinyl bench seat, full metal-mesh bulkhead, partial headliner, full B-pillar trim panels, low-series polypropylene side/rear door-trim panels, LH lower trim panel behind driver's seat, restraints with metal retractor cover for 2nd-row bench seat, pull handle on 40% side door and RH rear door, and front and rear vinyl floor covering (n/a with E-150 Extended Length)
○	○	○ Dome/Cargo Light Kit – 3 additional cargo lights¹
○	○	○ No-Charge EconoCargo® Cargo Management System – Insulated polyethylene panels covering walls and cargo doors, hardboard panel covering on ceiling; includes bulkhead with lockable door, 2 tracks and tie-down straps²
○	○	○ EconoCargo Upgrade Package (General Delivery; req. EconoCargo System) – 2 wire shelving modules (48"H x 16"D x 49"W), 2 single uprights (48"), 1 double upright (48"), 6 wire shelves (16" x 48") and 2 wire shelves (12" x 48") (n/a with high-capacity air conditioning)
○	○	○ Insulation Package – Full-length cloth headliner, cloth sun visors, upper B-pillar trim panels, polypropylene side/rear door-trim panels (included with Interior Upgrade Package and Premium Van Group)
○	○	○ Interior Upgrade Package – Full-length carpeting, high-level side/rear door-trim panels, dash sound absorber, full-length cloth headliner, cloth sun visors, full B-pillar trim, dual cloth front captain's chairs, front carpeted floor mats, Insulation Package and Power Group
○	○	○ Mid-Series Exterior Upgrade Package – Black-painted front and rear contour bumpers, chrome grille surround and aerodynamic headlamps
○	○	○ High-Series Exterior Upgrade Package – Chrome front and rear contour bumpers, chrome grille surround and aerodynamic headlamps
○	○	● Modified Vehicle Wiring System – Underhood powertrain circuit tap-ins including power takeoff (PTO) functions and vehicle speed output
○	○	○ No-Charge Masterack® Racks and Bins Package – Fully installed steel shelving, drawers and cabinets (incl. bulkhead with lockable door)⁸
○	○	○ No-Charge QuietFlex® Composite Racks and Bins Package – Enclosed lockable bin, lockable wheel-well door, 2 deep drawers, 4 shallow drawers, 2 triple hooks, 10 shelf dividers and composite bulkhead with lockable door⁸
○	○	○ Premium Van Group – Dual front captain's chairs, AM/FM stereo/single-CD player with digital clock and 4 speakers, Exterior Upgrade Package, Power Group, cruise control and Insulation Package (req. rear door glass)
○	○	○ Racks and Bins Upgrade Package 1 (General Contractor; requires Racks and Bins Package) – Ship-thru ladder rack, ladder-rack crossbow
○	○	○ Racks and Bins Upgrade Package 2 (Electrical Contractor/Appliance Repair; requires Racks and Bins Package) – 12-drawer cabinet;⁹ tilt shelf;⁹ toolbox door (additional), wire spool rack, triple hooks (additional) and shelf divider set (additional)
○	○	○ Racks and Bins Upgrade Package 3 (Plumbing/HVAC Service; req. Racks and Bins Package) – 12-drawer cabinet;⁹ tilt shelf⁹ and tank rack (3-tank capacity)
●	●	● Trailer Tow Prep Package – Class I – Trailer wiring harness
○	○	○ Trailer Tow Package – Class II/III/IV – Trailer wiring harness (blade-style female connector), electronic brake controller tap-in capability, relay system for backup/B+/running lights, and frame-mounted hitch receiver
Ford Custom Accessories		
○	○	○ Visit accessories.ford.com to shop the complete collection
● Standard ● Select Availability ○ Optional — Not Available		

¹Restrictions apply. See dealer for details. ²Computer selected – 4,600 lbs. max. ³TBC verified to be compatible with electrically actuated drum brakes and certain electric-over-hydraulic brake systems. See your Ford Dealer for details. ⁴Available as part of Interior Upgrade Package. ⁵Some features are unavailable while driving. ⁶Included as part of Power Group. ⁷Requires Power Group. ⁸Requires rear vinyl floor covering. ⁹12-drawer cabinet and tilt shelf not included in Quiet Flex Package.



E-SERIES WAGON Optional Features

E-150				
E-150 XLT				
E-350 SUPER DUTY® XL				
E-350 SUPER DUTY XLT				
Mechanical				
○	○	●	●	5.4L Triton V8 FFV engine (4-speed automatic overdrive transmission)
—	—	○	○	6.8L Triton V10 engine (5-speed automatic TorqShift transmission with overdrive and tow/haul mode)
○	○	○	○	110-volt power outlet (replaces IP-mounted 12-volt powerpoint; req. 155-amp or 255-amp alternator; n/a with 4.6L V8 engine or Premium Navigation Radio System)
○	○	○	○	Alternator – 155-amp (5.4L V8 and 6.8L V10 engines only)
○	○	○	○	Alternator – 225-amp (5.4L V8 and 6.8L V10 engines only)
○	○	○	○	Auxiliary fuel port
○	○	○	○	Battery – Heavy-duty 78-amp-hr
○	○	○	○	Battery – Heavy-duty dual 78-amp-hr
○	○	○	○	CNG/LPG Gaseous Engine Prep Package ¹ – Hardened intake valves, exhaust valves and valve seats (5.4L V8 and 6.8L V10 engines only)
○	○	○	○	Engine block heater – 750-watt
○	○	○	○	Integrated trailer brake controller ² (req. Trailer Tow Package and message center)
●	●	●	●	Rear axle – Limited-slip ¹
—	—	○	○	Spare wheel and tire delete
●	●	—	—	Speed limitation – 65-mph governed top speed (4.6L V8; Fleet only) ¹
●	●	—	—	Speed limitation – 75-mph governed top speed (4.6L V8; Fleet only) ¹
Safety/Security				
●	●	●	●	Daytime running lamps (Fleet only)
○	○	○	○	Keys – 2 additional (4 total)
○	○	○	○	Remote Keyless Entry System with panic alarm and illuminated entry (req. Power Windows and Locks Group and Interior Upgrade Package on XL)
○	○	○	○	SecuriLock Passive Anti-Theft System
Seating				
○	●	○	●	Cloth-trimmed seating
—	●	—	—	Leather-trimmed seating (req. XLT Premium Package)
—	○	—	○	Power driver's seat – 6-way with manual lumbar (req. front captain's chairs)
—	●	—	—	7 passengers: (4) leather-trimmed captain's chairs for 1st and 2nd rows; (1) 3-passenger rear bench seat (req. XLT Premium Package)
●	●	—	—	8 passengers (2/3/3 seating)
—	—	○	○	11 passengers: (2) front captain's chairs; (3) 3-passenger rear bench seats (Extended Length only)
—	—	●	●	12 passengers (2/3/3/4 seating)
—	—	●	●	15 passengers (2/3/3/3/4 seating)
Appearance/Comfort/Convenience				
○	○	○	○	16" aluminum wheels with chrome center caps
○	●	●	●	Air conditioning – High-capacity (front and rear; standard on XL Extended Length)
○	○	○	○	Air conditioning delete (n/a on Extended Length)
○	●	○	●	AM/FM stereo/single-CD player with MP3 capability, audio input jack, digital clock and 6 speakers
●	○	○	○	Premium Navigation Radio System featuring SiriusXM Satellite Radio, Traffic and Travel Link with 6-month trial subscription; HD Radio Technology; single-CD player with MP3 capability; and audio input jack (req. Power Windows and Locks Group on XL and SYNC)
○	○	○	○	SiriusXM Satellite Radio with 6-month trial subscription (n/a with base radio on XL or radio delete; incl. with SiriusXM Traffic and Travel Link on Premium Navigation Radio System; incl. with XLT Premium Package)
○	○	○	○	SYNC with complimentary 3-year prepaid subscription to SYNC Services (Traffic, Directions and Information) and AppLink (incl. auto-dimming rearview mirror; req. cruise control; n/a with base radio on XL or radio delete) ¹
○	○	○	○	Radio delete
●	●	●	●	Bumpers – Chrome front and rear contour
○	—	○	—	Bumper – Black rear step (incl. Class I Trailer Tow Prep; n/a with High-Series Exterior Upgrade Package)
○	○	○	○	Bumper – Chrome rear step (incl. Class I Trailer Tow Prep; req. High-Series Exterior Upgrade Package on XL)
○	○	○	○	Crew Chief powered by Telogis – Fleet tracking system ³ (req. additional subscription)
○	●	○	●	Cruise control
●	○	○	○	Flooring – Full-length vinyl (n/a with XLT Premium Package)
●	●	●	●	Flooring – Full-length carpet
●	●	●	●	Flooring – Carpeted floor mats
○	●	○	●	Message center – Instrument panel, electronic with engine-hour meter (req. with integrated trailer brake controller and Reverse Sensing System)
—	○	—	○	Mirrors – Manually telescoping trailer tow, power-adjustable with manual convex spotters
●	●	●	●	Mirrors – Aero-style, power-adjustable sideview with manual convex spotters (req. Power Windows and Locks Group on XL)

E-150			
E-150 XLT			
E-350 SUPER DUTY XL			
E-350 SUPER DUTY XLT			
			Appearance/Comfort/Convenience (continued) Power Windows and Locks Group (door locks, front windows and high-series door-trim panels) (incl. on Interior Upgrade Package) Privacy glass ¹ Rear view camera (n/a with base radio on XL, radio delete or air conditioning delete; req. high-capacity air conditioning on Regular Length XL) Reverse Sensing System (req. rear step or contour bumpers and message center) Running boards – Door-length on driver's side; full-length on passenger side Side door – Sliding Upfitter switches – User-defined, 4 (n/a with 4.6L V8 engine; req. 155-amp or 225-amp alternator)
			Packages¹ Insulation Package – Cloth sun visors, color-keyed sliding door track, upper B-pillar trim panels, and XLT side/rear door-trim panels with insulated padding (incl. and only available with Interior Upgrade Package) Interior Upgrade Package – Full-length carpeting, high-level side/rear door-trim panels, cloth seats, dash sound absorber, headlamps-on alert chime, front carpeted floor mats, Insulation Package and Power Windows and Locks Group Mid-Series Exterior Upgrade Package – Black-painted front and rear contour bumpers, chrome grille surround and aerodynamic headlamps High-Series Exterior Upgrade Package – Chrome front and rear contour bumpers, chrome grille surround and aerodynamic headlamps Trailer Tow Prep Package – Class I – Trailer wiring harness (req. rear step bumper) Trailer Tow Package – Class II/III/IV – Trailer wiring harness (blade-style female connector), electronic brake controller tap-in capability, relay system for backup/B+/running lights, and frame-mounted hitch receiver XLT Premium Package – Leather-trimmed captain's chairs for 1st and 2nd rows, 6-way power driver's seat, remote keyless entry, leather-wrapped steering wheel, privacy glass, aluminum wheels, running boards, SYNC, SiriusXM Satellite Radio with 6-month trial subscription, auto-dimming rearview mirror, and instrument panel electronic message center with engine-hour meter
			Ford Custom Accessories Visit accessories.ford.com to shop the complete collection

● Standard ● Select Availability ○ Optional — Not Available

¹Restrictions apply. See dealer for details. ²TBC verified to be compatible with electrically actuated drum brakes and certain electric-over-hydraulic brake systems. See your Ford Dealer for details. ³Some features are unavailable while driving.



E-SERIES CUTAWAY/STRIPPED CHASSIS Optional Features

				E-350 SUPER DUTY® CUTAWAY
				E-450 SUPER DUTY CUTAWAY
				E-350 SUPER DUTY STRIPPED CHASSIS
				E-450 SUPER DUTY STRIPPED CHASSIS
				Mechanical
○	○	○	○	6.8L Triton® V10 engine
○	○	—	—	110-volt power outlet (replaces IP-mounted 12-volt powerpoint; req. 155-amp or 225-amp alternators; n/a with Premium Navigation Radio System)
○	○	○	○	Alternator – 155-amp
○	○	○	○	Alternator – 225-amp
○	○	○	○	Battery – Heavy-duty 78-amp-hr
○	○	—	—	Battery – Heavy-duty dual 78-amp-hr
○	○	○	○	CNG/LPG Gaseous Engine Prep Package ¹ – Hardened intake valves, exhaust valves and valve seats
○	○	○	○	Engine block heater – 750-watt
●	●	○	○	Front GAWR – Maximum (Fleet only) ¹
●	○	●	○	Fuel tank – 40-gallon capacity aft of axle
○	●	●	●	Fuel tank – 55-gallon capacity aft of axle (DRW only)
○	○	—	—	Integrated trailer brake controller ² (req. message center)
○	○	○	○	Rear axle – Limited-slip ¹
○	—	○	—	Rear frame crossmember delete (85E)
○	○	○	○	Spare wheel and tire
○	○	○	○	Speed limitation – 65-mph governed top speed (Fleet only) ¹
○	—	○	—	Speed limitation – 75-mph governed top speed (Fleet only) ¹
○	○	○	○	Traction control
				Safety/Security
●	●	—	—	Airbag delete – Passenger side ¹
○	○	●	●	Daytime running lamps (Fleet only)
○	○	—	—	Passenger airbag cut-off switch ^{1,3}
○	○	—	—	Remote Keyless Entry System ⁴
○	—	—	—	SecuriLock® Passive Anti-Theft System (SRW only)
				Seating
○	○	—	—	Captain's chair – Cloth, driver's side only ¹
●	○	—	—	Captain's chair – Without trim, driver's side only ¹
○	○	—	—	Dual cloth front bucket seats
○	○	—	—	Dual cloth front captain's chairs
○	○	—	—	Dual front captain's chairs – Without trim
●	●	—	—	Manual pedestal with 2-way adjuster
●	●	—	—	Manual Seat Prep Package ¹
○	○	—	—	Passenger seat delete ¹
○	○	—	—	Power driver's seat – 6-way with manual lumbar (req. front captain's chairs)
●	○	—	—	Power Seat Prep Package
				Appearance/Comfort/Convenience
○	—	—	—	16" white-painted steel wheels (SRW only)
●	●	●	●	16" white-painted steel wheels (DRW only)
○	—	—	—	16" steel wheels with sport wheel covers (SRW only)
○	—	—	—	16" aluminum wheels with chrome center caps (SRW only)
○	○	●	●	Air conditioning delete
○	○	—	—	AM/FM stereo/single-CD player with MP3 capability, audio input jack, digital clock and 2 speakers
○	○	—	—	Premium Navigation Radio System featuring SiriusXM Satellite Radio, Traffic and Travel Link with 6-month trial subscription; HD Radio™ Technology; single-CD player with MP3 capability; and audio input jack (req. Power Windows and Locks Group and Ford SYNC®)
○	○	—	—	SiriusXM Satellite Radio with 6-month trial subscription (n/a with base radio or radio delete; incl. with SiriusXM Traffic and Travel Link on Premium Navigation Radio System)
○	○	—	—	SYNC with complimentary 3-year prepaid subscription to SYNC Services (Traffic, Directions and Information) and Applink™ (incl. auto-dimming rearview mirror; req. cruise control; n/a with base radio or radio delete) ¹
○	○	—	—	4-Speaker Upgrade Package (incl. 2 installed and 2 boxed speakers)
○	○	—	—	Radio Prep Package – 2 speakers
○	○	—	—	Radio Prep Package – 4 speakers
○	○	●	●	Radio delete
○	○	—	—	B-Pillar Trim Kit ¹
○	○	—	—	Bumper – White-painted front

E-350 SUPER DUTY CUTAWAY			
E-450 SUPER DUTY CUTAWAY			
E-350 SUPER DUTY STRIPPED CHASSIS			
E-450 SUPER DUTY STRIPPED CHASSIS			
			Appearance/Comfort/Convenience (continued)
○	○	—	Crew Chief™ powered by Telogis® – Fleet tracking system ⁵ (req. additional subscription)
○	○	—	Cruise control (req. SYNC)
○	○	—	Frame – Standard pattern (4 long/2 lateral with 138" WB, 158" WB; 4 lateral/2 long with 176" WB; includes frame pucks)
●	○	—	Frame spacers – Alternate lateral ¹
●	○	—	Frame spacers – Standard pattern ¹
○	○	—	Message center – Instrument panel, electronic with engine-hour meter (req. with integrated trailer brake controller)
○	○	—	Mirror – Interior day/night rearview (n/a with SYNC)
●	●	—	Mirrors – Manually telescoping trailer tow, manually adjustable with manual convex spotters
●	●	—	Mirrors – Manually telescoping trailer tow, power-adjustable with manual convex spotters ⁴
○	○	—	Power Windows and Locks Group
○	○	—	Pucks – Frame isolator ¹
○	○	—	Running boards – Door-length
○	○	—	Upfitter switches – User-defined, 4 (req. 155-amp or 225-amp alternator)
—	—	○	Packages¹
—	—	○	AC Prep Package – Scroll compressor, condenser, drive belt, tensioner-attaching brackets and bolts
○	○	—	Ambulance Prep Package (non-FFV engine) – Auxiliary Heater/AC Connector Package, auxiliary fuel port, vinyl headliner and sun visors, maximum front GAWR, 4,10:1 limited-slip rear axle (E-350), 4.56:1 limited-slip rear axle (E-450), 225-amp alternator, dual 78-amp-hr batteries, front license plate bracket, manually telescoping trailer tow mirrors, spare tire and wheel, and frame pucks
○	○	—	Auxiliary Heater/Air Conditioning Connector Package – Front heater connector and front air conditioning connector
○	○	—	Auxiliary Heater/Air Conditioning Connector Package w/Rear Controls
○	○	—	Insulation Package – Cloth headliner and cloth sun visors
○	○	—	Interior Upgrade Package – Cloth headliner, high-level door-trim panels, cloth captain's chairs, cloth sun visors, carpeting, power windows and door locks, and Insulation Package
○	○	—	Mid-Series Exterior Upgrade Package – Black-painted front bumper, chrome grille surround and aerodynamic headlamps
○	○	—	High-Series Exterior Upgrade Package – Chrome front bumper, chrome grille surround and aerodynamic headlamps
○	○	—	Motorhome Prep Package – Chrome front bumper and grille, aerodynamic headlamps, Power Windows and Locks Group, manual pedestals (seats not incl.), cloth sun visors, Class I Trailer Tow Prep Package, cruise control, sideview mirrors delete, fixed antenna, maximum front GAWR (E-450 14,050 GVWR), frame pucks, and front license plate bracket (40-gallon fuel tank with E-350 Super Duty with 138" or 176" WB)
○	○	—	Right-Hand Door Delete Package – Deletes passenger seat, safety belt and hardware; passenger airbag; A-pillar grab handle; sun visor; speaker, headliner and passenger sideview mirror
●	●	—	School Bus Prep Package – Banded front door glass (tinted), high-back driver seat only, 155-amp alternator, 40-gallon fuel tank (E-350/E-450 DRW), and frame pucks; deletes passenger seat/pedal and attaching hardware, passenger safety belt system, passenger B-pillar trim and scuff plate, passenger airbag and headliner
○	○	—	Shuttle Bus Prep Package – Chrome front bumper and grille, aerodynamic headlamps, manual pedestals (seats not incl.), frame pucks, Power Windows and Locks Group, front license plate bracket, maximum front GAWR (E-450 14,050 lbs. GVWR), 155-amp alternator, sideview mirrors delete, engine block heater, and passenger airbag; deletes headliner, front vinyl floor covering and dome lamp
○	○	—	Trailer Tow Prep Package – Class I – Trailer wiring harness
			Ford Custom Accessories
○	○	○	Visit accessories.ford.com to shop the complete collection

● Standard ● Select Availability ○ Optional — Not Available

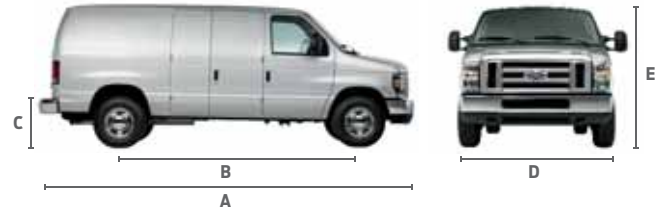
¹Restrictions apply. See dealer for details. ²TBC verified to be compatible with electrically actuated drum brakes and certain electric-over-hydraulic brake systems. See your Ford Dealer for details. ³Always wear your safety belt and follow airbag warning label instructions. ⁴Requires Power Windows and Locks Group. ⁵Some features are unavailable while driving.



TECHNICAL SPECIFICATIONS

DIMENSIONS

EXTERIOR	E-150 Regular Length	E-150 Extended Length	E-250/E-350 Super Duty Reg. Length	E-250/E-350 Super Duty Ext. Length
A. Length	216.7"	236.4"	216.7"	236.4" (Van) 236.7" (Wagon)
B. Wheelbase	138.0"	138.0"	138.0"	138.0"
C. Loadfloor height	28.0" (Van) 28.8" (Wagon)	28.6"	31.1"/29.5" (Van) 30.2" (Wagon)	31.5"/29.7" (Van) 29.1" (Wagon)
D. Width — Excluding mirrors	79.4"	79.4"	79.4"	79.4"
D. Width — Including mirrors	106.0" (Van) 95.7" (Wagon)	106.0"	106.0" (Van) 95.7" (Wagon)	106.0" (Van) 95.7" (Wagon)
E. Height	82.4" (Van) 82.1" (Wagon)	82.6"	84.8"/83.7" (Van) 83.1" (Wagon)	85.0"/83.6" (Van) 82.3" (Wagon)
Rear cargo door opening height	49.5" (Van) 46.8" (Wagon)	49.5"	49.5" (Van) 46.8" (Wagon)	49.5" (Van) 48.0" (Wagon)
Rear cargo door opening width	53.9" (Van) 54.4" (Wagon)	53.9"	53.9" (Van) 54.4" (Wagon)	53.9" (Van) 54.4" (Wagon)
Side cargo door opening height	48.2" (Van) 47.2" (Wagon)	48.1"	48.2" (Van) 47.2" (Wagon)	48.1" (Van) 47.2" (Wagon)
Swing-out side cargo door opening width	44.8"	44.8"	44.8"	44.8"
Sliding side cargo door opening width	45.6"	45.6"	45.6"	45.6"
INTERIOR				
1st Row				
Head room	42.0"	42.0"	42.0"	42.0"
Shoulder room	68.1"	68.1"	68.1"	68.1"
Hip room	65.6"	65.6"	65.6"	65.6"
Leg room	40.0"	40.0"	40.0"	40.0"
2nd Row (Wagon)				
Head room	40.2"	—	40.2"	40.2"
Shoulder room	71.7"	—	71.7"	72.8"
Hip room	66.5"	—	66.5"	68.6"
Leg room	38.8"	—	38.8"	38.8"
3rd Row (Wagon)				
Head room	40.1"	—	40.1"	40.1"
Shoulder room	71.7"	—	71.7"	71.7"
Hip room	66.8"	—	66.8"	66.8"
Leg room	40.0"	—	40.0"	40.0"
4th Row (Wagon)				
Head room	—	—	38.9"	39.6"
Shoulder room	—	—	69.4"	69.4"
Hip room	—	—	66.1"	66.1"
Leg room	—	—	39.4"	39.4"
5th Row (Wagon)				
Head room	—	—	—	37.4"
Shoulder room	—	—	—	67.5"
Hip room	—	—	—	65.8"
Leg room	—	—	—	37.0"
Van Only				
Maximum cargo volume (cu. ft.) behind 1st row	237.8	278.3	237.8	278.3



POWERTRAINS

Flexible Fuel: 4.6L/5.4L Triton V8 FFVs

Both E-Series 4.6L and 5.4L Triton gas engines are Flexible Fuel capable.¹ Ford Flex Fuel Vehicles (FFVs) give you the power of choice. E85 or gasoline? FFV lets you decide right at the pump. Both E-Series FFVs can run on E85 (85% ethanol/15% gasoline), straight gasoline, or any blend of the two. Since Ford introduced FFVs back in the mid-1990s, we've put nearly 2 million on the road, with a stream of refinements along the way. Ford engines are at the heart of E-Series' versatility and capability. Step up to the 5.4L Triton V8 FFV to get extra punch for high-capacity applications. Its SOHC architecture pumps out 255 hp and 350 lb.-ft. of torque across a wide powerband.

CNG/LPG Gaseous Engine Prep Package

This option enables 5.4L Triton V8 and 6.8L Triton V10 gas engines to run on Compressed Natural Gas (CNG) or Liquefied Petroleum Gas (LPG). Modifications include hardened intake and exhaust valves as well as hardened valve seats.

6.8L Triton V10

For best-in-class gas torque, opt for the available 6.8L Triton V10. Its electronic throttle control (ETC) modulates torque at the drive wheels for smooth, seamless engine response.



ENGINE RATINGS

	4.6L Triton V8 FFV	5.4L Triton V8 FFV	6.8L Triton V10
Horsepower (hp @ rpm)	225 @ 4,800	255 @ 4,500	305 @ 4,250
Torque (lb.-ft. @ rpm)	286 @ 3,500	350 @ 2,500	420 @ 3,250

MAXIMUM LOADED TRAILER WEIGHT RATINGS (lbs.)²

Automatic Transmission			Wagon			Van ³						Cutaway		
			E-150	E-350 Super Duty	E-350 Super Duty Extended	E-150	E-150 Extended	E-250	E-250 Extended	E-350 Super Duty	E-350 Super Duty Extended	E-350 SRW	E-350 DRW	E-450 DRW
Engine	Axle Ratio	GCWR												
4.6L Triton V8 FFV	3.73	11,500	5,600	—	—	6,000	5,900	6,000	5,900	—	—	—	—	—
	4.10	12,000	6,100	—	—	6,500	6,400	6,500	6,400	—	—	—	—	—
5.4L Triton V8 FFV	3.73	13,000	7,000	6,700	6,500	7,500	7,300	7,400	7,300	7,400	7,200	—	—	—
	4.10	13,000	7,000	6,700	6,500	7,500	7,300	7,400	7,300	7,400	7,200	8,000	7,700	—
	4.56	14,050	—	—	—	—	—	—	—	—	—	—	—	8,500
6.8L Triton V10	3.73	15,000	—	8,500	8,300	—	—	—	—	9,100	9,000	—	—	—
	4.10	18,500	—	10,000	10,000	—	—	—	—	10,000	10,000	10,000	10,000	—
	4.56	22,000	—	—	—	—	—	—	—	—	—	—	—	10,000

¹Excludes vans equipped with Ambulance Prep Package. ²Maximum capabilities shown are for properly equipped vehicles with required equipment and a 150-lb. driver. Weight of additional options, equipment, passengers and cargo must be deducted from this weight. Cutaway ratings are based on incomplete vehicles. Final vehicle manufacturer weights and ratings will vary due to upfit and modification requirements. ³For maximum trailer weights with Crew Van, deduct 200 lbs. from the weights shown (except with 18,500 lbs. GCWR).





QUALITY, GREEN, SAFE AND SMART.

ford.com

New Vehicle Limited Warranty. We want your Ford E-Series ownership experience to be the best it can be. Under this warranty, your new vehicle comes with 3-year/36,000-mile bumper-to-bumper coverage, 5-year/60,000-mile Powertrain Warranty coverage, 5-year/60,000-mile safety restraint coverage, and 5-year/unlimited-mile corrosion (perforation) coverage – all with no deductible. Please ask your Ford Dealer for a copy of this limited warranty. **Roadside Assistance.** Covers your vehicle for 5 years or 60,000 miles, so you have the security of knowing that help may be only a phone call away should you run out of fuel, lock yourself out of the vehicle or need towing. Your Ford Dealer can provide complete details on all of these advantages. **Business Preferred Network.** Each of the select dealerships in our Business Preferred Network (BPN) is committed to providing quality commercial-oriented products and service, as well as special financing and billing arrangements, to businesses that rely on Ford products. As a BPN customer, your business vehicles receive priority service at your BPN dealership to help get your vehicle back on the road quickly. **Ford Credit.** Get the ride you want. Whether you plan to lease or finance, you'll find the choices that are right for you at Ford Credit. Ask your Ford Dealer for details or check us out at fordcredit.com. **Ford Extended Service Plan.** For a purchase or lease, the Ford Extended Service Plan (ESP) gives you "Peace-of-Mind" protection designed to cover key vehicle components and protect you from the cost of unexpected repairs. Ask your dealer for a Ford ESP, the only service contract backed exclusively by Ford and honored at all Ford dealerships. **Insurance Services.** Get Ford Motor Company quality in your auto insurance. Our program offers industry-leading benefits and competitive rates. Call 1-877-367-3847, or visit us at fordvip.com for a no-obligation quote. Insurance offered by American Road Services Company (in CA, American Road Insurance Agency), a licensed agency and subsidiary of Ford Motor Company. **Genuine Ford Accessories** will be warranted for whichever provides you the greatest benefit: 12 months or 12,000 miles (whichever occurs first), or the remainder of your Bumper-to-Bumper 3-year/36,000-mile New Vehicle Limited Warranty. Ford Licensed Accessories (FLA) are warranted by the accessory manufacturer's warranty. FLA are fully designed and developed by the accessory manufacturer and have not been designed or tested to Ford Motor Company engineering requirements. Contact your Ford Dealer for details and/or a copy of all limited warranties.

Follow Ford:



facebook.com/fordtrucks



twitter.com/fordtrucks



youtube.com/fordtrucks



gplus.to/FordMotorCompany

