


2013 **F-150**





WORK. PLAY. EVERY DAY. F-150 RISES ABOVE.


The 2013 Ford F-150 tows the most in its class:¹ up to 11,300 lbs.² It hauls the most: up to 3,120 lbs.² It delivers up to 23 mpg hwy.³ It generates the most available power: up to 411 hp. Plus, the IIHS named F-150 SuperCrew a 2012 "Top Safety Pick."⁴ New for 2013, F-150 introduces our voice-activated SYNC[®] with MyFord Touch,^{®5} class-exclusive high-intensity discharge (HID) headlamps⁵ and more. Take your pick of 9 models including the all-new LIMITED. 4 advanced engines including the innovative 3.5L EcoBoost.^{®5} 3 cabs and 3 box lengths. No wonder F-Series has been America's best-selling truck for 35 years. Go further in a 2013 F-150.

XLT SuperCrew 4x4. XLT Chrome Package. Ingot Silver. Available equipment.

¹Class is Full-Size Pickups under 8,500 lbs. GVWR non-hybrid. ²When properly equipped. ³EPA-estimated 17 city/23 hwy/19 combined mpg on 4x2 with 3.7L V6. ⁴Insurance Institute for Highway Safety (IIHS) rating. 2013 model year not yet tested. ⁵Available feature.

2013 **F-150**
ford.com





BUILT TO BE THE BEST.

Best Performance

- ▶ Best-in-class horsepower: 411 with available 6.2L 2-valve V8
- ▶ Best-in-class torque: 420 lb.-ft. with available 3.5L EcoBoost® and 434 lb.-ft. with available 6.2L 2-valve V8

Best Towing

- ▶ Best-in-class max. towing capability: 11,300 lbs.¹
- ▶ Standard trailer sway control
- ▶ Available trailer brake controller, rear view camera and telescoping trailer tow mirrors

Best Payload

- ▶ Best-in-class max. payload capability: 3,120 lbs.¹
- ▶ Best-in-class cargo box volume: 81.3 cu. ft.
- ▶ Class-exclusive available box side steps
- ▶ Class-exclusive available tailgate step

Best Overall – EcoBoost

- ▶ 420 lb.-ft. of torque
- ▶ 11,300-lb. max. towing capability¹
- ▶ 3,100-lb. max. payload capability¹
- ▶ 16 city/22 hwy/18 combined mpg²

Outstanding Fuel Economy

- ▶ 17 city/23 hwy/19 combined mpg with 3.7L V6²
- ▶ Best of any comparable³ V8: 21 mpg hwy with 5.0L V8²


2012 IIHS “Top Safety Pick”

- ▶ F-150 SuperCrew has earned the highest possible rating from the Insurance Institute for Highway Safety (IIHS)
- ▶ Standard safety equipment includes: AdvanceTrac® with class-exclusive RSC® (Roll Stability Control™), Personal Safety System™, Safety Canopy® System, and SOS Post-Crash Alert System™

¹Maximum capability when properly equipped. See your Ford Dealer for specific equipment and other limitations. ²EPA-estimated non-hybrid engine 4x2 fuel economy. ³Small V8 engines of 5.0L or less displacement.

Vehicles shown on closed course with professional drivers. Obey all laws. Respect the environment. Know your vehicle, the course and required equipment before high-speed off-roading.





**3.5L EcoBoost/
6-Speed Automatic (left)**
365 hp @ 5,000 rpm
420 lb.-ft. torque @ 2,500 rpm

6.2L V8/6-Speed Automatic⁵ (right)
411 hp @ 5,500 rpm
434 lb.-ft. torque @ 4,500 rpm

3.7L V6/6-Speed Automatic (left)
302 hp @ 6,500 rpm
278 lb.-ft. torque @ 4,000 rpm

5.0L V8/6-Speed Automatic (right)
360 hp @ 5,500 rpm
380 lb.-ft. torque @ 4,250 rpm

4 CHOICES: ALL WINNERS.

Horsepower. Torque. Fuel efficiency. The numbers speak for themselves. Get best-in-class 411 hp and 434 lb.-ft. of torque with the 6.2L V8.¹ Enjoy unsurpassed V6 torque and up to 23 mpg hwy² with the standard 3.7L V6. Or take your pick of powerful combinations in between. With the only standard 6-speed automatic transmission in the class and available SelectShift Automatic,[®] you can't go wrong. Twin independent variable cam timing (Ti-VCT) enables precise control of the camshafts on 3 of these high-tech engines to help give you better fuel efficiency and more power than their predecessors. Engineered to meet the most stringent standards for long-lasting durability, every engine in this lineup is proven over millions of miles of harsh laboratory and real-world testing. They're all Built Ford Tough.[®]

3.7L Ti-VCT 4-Valve V6 FFV

It delivers torque that no other standard V6 can beat along with outstanding fuel efficiency. Piston-cooling jets inside this engine spray oil directly on the underside of the pistons to help keep them cool under extreme operating conditions. As a flex-fuel vehicle (FFV) engine, the 3.7L can run on E85, gasoline or any combination of the two.

17 city/23 hwy/19 combined mpg²

5.0L Ti-VCT 4-Valve V8 FFV

It's the most fuel-efficient of any comparable³ V8 engine¹ and it delivers the most horsepower, torque, towing and payload capabilities.⁴ The intake camshaft on this engine is specifically designed to help achieve its low-end torque. It also features cast exhaust manifolds and a unique engine oil cooler for heavy-duty use and durability.

15 city/21 hwy/17 combined mpg²

3.5L EcoBoost[®] Ti-VCT

This innovative engine delivers the highest max. towing and payload capabilities⁴ in the class along with outstanding fuel efficiency. Twin turbochargers combine with high-pressure direct injection for remarkably balanced performance. Turn the page for more on EcoBoost!¹

16 city/22 hwy/18 combined mpg²

6.2L 2-Valve V8

This free-breathing beast delivers the most horsepower and torque available on any engine in the class. Baja-tested by the Ford Special Vehicle Team (SVT) and shared with F-Series Super Duty,[®] the proven 6.2L boasts a cast-iron engine block with 4-bolt main bearing caps and 2 additional cross bolts for extreme durability. Utilizing 2 spark plugs per cylinder helps improve efficiency and increase engine torque.

13 city/18 hwy/15 combined mpg²

¹Available feature. ²EPA-estimated 4x2 fuel economy. ³Small V8 engines of 5.0L or less displacement. ⁴When properly equipped.
⁵6.2L horsepower and torque achieved with premium fuel.

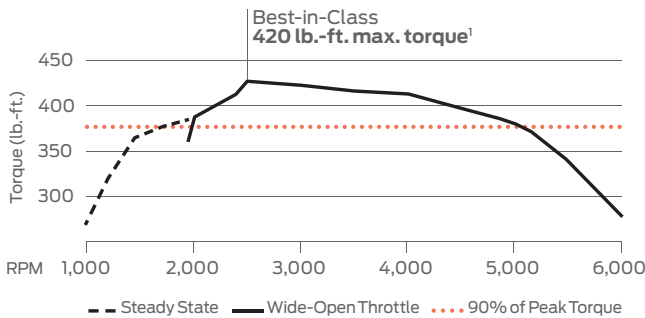


Best-in-Class ▶ Torque ▶ Towing ▶ Payload



POWER RIGHT PAST PUMP AFTER PUMP.

F-150 equipped with our 3.5L EcoBoost® direct-injection twin-turbo engine delivers a best-in-class mix of torque, capability and fuel economy. It beats all competitors with 420 lb.-ft. of torque, an 11,300-lb. max. towing capacity,¹ and a 3,100-lb. max. payload capacity.¹ Plus, it delivers up to 22 mpg hwy.² The 36-gallon fuel tank on EcoBoost 4x4s means F-150 can travel over 750 hwy miles³ between fill-ups. This proven engine was pushed to extremes in durability testing equivalent to 1.6 million miles and 10 years of use in the harshest environments. Rest assured, EcoBoost has earned its place in the Built Ford Tough® lineup.



Torque that beats all competitors. The 3.5L EcoBoost generates over 90% of its best-in-class peak torque from way down at 1,700 rpm all the way up through 5,000 rpm.

LARIAT SuperCrew 4x2. LARIAT Chrome Package. Ruby Red. Available equipment.

¹When properly equipped. ²EPA-estimated non-hybrid engine 4x2 fuel economy: 16 city/22 hwy/18 combined mpg. ³550 miles at 17 combined mpg on 4x4 models.

2013 F-150
ford.com





STAY CONNECTED.

New for 2013, voice-activated SYNC® with MyFord®¹ is available on XLT, standard on FX2, FX4 and SVT RAPTOR. This system includes a 4.2" LCD productivity screen in the center of the gauge cluster, 5-way controls on the steering wheel, and a 4.2" screen in the center stack.

Once paired, SYNC recognizes your phone and downloads your contacts to support voice calling. It also plays music from your phone, MP3, USB or iPod®. Just touch a button on the steering wheel and say things like "Call: Kevin," or "Play playlist: Country."

SYNC also offers 911 Assist®, and with a SYNC Services² account you get business searches, turn-by-turn driving directions, local movie times and more. On models equipped with MyFord, SYNC AppLink™³ lets smartphone users control Pandora®, iHeartRadio®, Stitcher SmartRadio™ and other apps by voice too. Activate and personalize yours at ford.com/sync. SYNC. Say the word.



Keeps you fully informed. Engaging, easy-to-use menus on the LCD productivity screen help you track fuel usage, explore unique truck applications and even make towing decisions.

XLT SuperCrew 4x4. Steel Gray interior. Available equipment.

¹Driving while distracted can result in loss of vehicle control. Only use mobile phones and other devices, even with voice commands, when it is safe to do so. ²Available feature. SYNC Services is available on most vehicles and may require a subscription. Traffic alerts and turn-by-turn directions available in select markets. Message and data rates may apply. Not all features are compatible with all phones. ³SYNC AppLink is available on select models and compatible with select smartphone platforms. Commands may vary by phone and AppLink software.

2013 F-150
ford.com



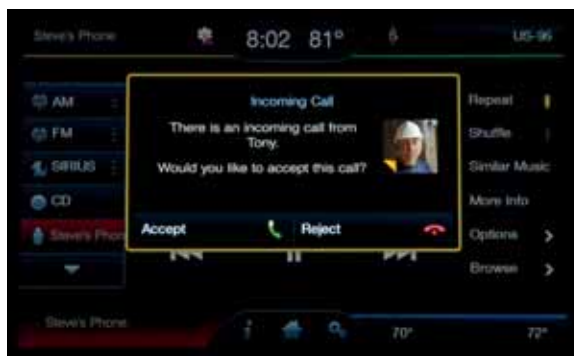


CONTROL IT YOUR WAY.

For ultimate authority over your phone, entertainment, navigation¹ and climate, the 2013 F-150 introduces voice-activated SYNC^{®1} with MyFord Touch^{®1,2}. This advanced system includes an 8" LCD touch screen, a media hub with dual USB ports, and SYNC Services^{1,2} for turn-by-turn directions, business searches, and more. Operate it with simple voice commands, by interacting with the touch screen, or by using the knobs and buttons just below the touch screen.



Enhances your travels. The Navigation System¹ includes a 6-month trial subscription to SiriusXM Satellite Radio (also available without navigation), Traffic and Travel Link to bring you over 130 channels, including commercial-free music, plus sports, news, talk and entertainment. Drive smarter with the ability to look up fuel prices, check local and national weather, get alerts on traffic-related incidents, receive alternate route suggestions and much more.



Lets you "see" who's calling. MyFord Touch can download personal photos from your phone book and display them on its full-color screen when you browse your directory and during calls. On supported phones, SYNC can also play unique ringtones you've selected to help identify specific callers.

LIMITED SuperCrew 4x4.

¹Available feature. ²Driving while distracted can result in loss of vehicle control. Only use SYNC/MyFord Touch/other devices, even with voice commands, when it is safe to do so. Some features may be locked out while the vehicle is in gear. SYNC Services is available on most vehicles and may require a subscription. Traffic alerts and turn-by-turn directions available in select markets. Message and data rates may apply. Not all features are compatible with all phones.

2013 F-150
ford.com





RIDE LIKE A KING.

Whether you choose the legendary KING RANCH® or another SuperCrew model, prepare for an interior experience like no other. We're talking room to spare, lots of creature comforts, superb cargo space and utmost flexibility – this truck has it all. The seating is thoughtfully contoured to provide comfortable support in all the right places, including its angled rear seat backs, which create a relaxed, natural seating position. The ultra-convenient one-touch 60/40 split rear seat folds up to reveal 55.4 cu. ft. of cargo space and the only completely flat load floor available in the class. Recharging multiple devices is easy with a standard 12-volt powerpoint up front, plus another next to the 110-volt power outlet on the back of the flow-through center console,¹ and one inside of it. Beneath the surface, its stiff frame and body, shear-style body mounts, door seals, Quiet Steel® and a noise-absorbing headliner all work together to help deliver a remarkably quiet ride. One might say it's fit for royalty.

KING RANCH SuperCrew 4x4. Black interior with Chaparral leather trim. Available equipment.

¹Available feature.

2013 F-150
ford.com



Best-in-Class Towing¹

11,300 LBS.

Across All 3 Cabs



TOW MORE. SWEAT LESS.

F-150 is the first and only truck to combine best-in-class max. towing¹ capability of up to 11,300 lbs. in every cab type, the stabilization technology of standard trailer sway control, and an integrated trailer brake controller,² offering you a level of towing confidence no other full-size pickup can touch.

Standard hill start assist helps prevent you from rolling back on a grade by momentarily maintaining brake pressure until the engine delivers enough torque to move the truck up the hill. Trucks equipped with the trailer brake controller can automatically apply the trailer brake too. Included in every Trailer Tow Package, our 6-speed SelectShift Automatic[®] transmission² features a progressive range select mode you can use to lock-out upper gears for better performance when the truck is heavily loaded or when towing on grades. Rest assured, your trailer's reign of terror is over.

Helps you keep it in line. Our standard trailer sway control uses a yaw motion sensor to monitor the motions of your truck and detect trailer sway. It can automatically react when sway is detected by selectively braking and reducing engine torque to help you maintain control of both the truck and the trailer.³



Powers your view into place. New for 2013, our convenient PowerScope[®] trailer tow mirrors, included in the Max. Trailer Tow Package on select models, feature both power-telescoping and power-folding functionality.



Helps you line it up. The rear view camera² displays a full-color image in your auto-dimming rearview mirror,² on the 4.2" MyFord^{®2} screen or on the 8" MyFord Touch^{®2} screen (shown). Just shift into Reverse for a wide-angle view behind the truck, complete with a distance guide.

PLATINUM SuperCrew 4x4. Tuxedo Black. Available equipment.

¹Maximum capability when properly equipped. See your Ford Dealer for specific equipment and other limitations. ²Available feature. ³Remember that even advanced technology cannot overcome the laws of physics. It's always possible to lose control of a vehicle due to inappropriate driver input for the conditions.

2013 F-150
ford.com





Best-in-Class Payload¹
3,120 LBS.



HAUL MORE. WORK SMARTER.

With a best-in-class 3,120-lb. max. payload¹ capability and best-in-class cargo box volume of up to 81.3 cu. ft., F-150 helps you transport more materials in each load, which could reduce the number of trips you make to and from the work site. Each crossmember on its fully boxed frame is precisely positioned to create a flat load floor, then throughwelded to help create a highly rigid structure, which minimizes frame flex and contributes to stable hauling and towing. Opt for the Tough Bed[®] factory-installed spray-in bedliner² and an industrial-grade synthetic lining will be applied directly to the bed for durable, long-lasting protection. Even managing cargo is easier thanks to the best pickup box access² in the class – steps on all 3 sides including our class-exclusive tailgate step² and box side steps.² Any way you stack it, F-150 is the hardest working, most productive truck out there.



Expands your options. Made of rugged fiberglass-reinforced polypropylene, our stowable bed extender² lets you haul with the tailgate down or secure smaller loads with the tailgate up.



Gives you a lift. Class-exclusive box side steps² ease access to the front end of the box. Each step can handle up to 500 lbs. Deploy or stow them with your foot – no hands required.

FX4 SuperCrew. Sterling Gray. Available equipment.

¹Maximum capability when properly equipped. See your Ford Dealer for specific equipment and other limitations. ²Available feature.

2013 F-150
ford.com





ROCK ROUGH TERRAIN.

Built Ford Tough® with rugged underpinnings, every F-150 starts with a double-wishbone, coil-over-shock, independent front suspension including gas shock absorbers and two-stage, variable-rate rear leaf springs. Our Baja-proven, high-speed, off-road performance truck, F-150 SVT RAPTOR, also features a TORSEN® front differential with a 4.10:1 axle ratio that gives it serious, slow-speed rock-crawling prowess. New for 2013, the 17" forged-aluminum bead-lock capable wheels¹ on SVT RAPTOR can be paired with bead-lock rings² from Ford Racing, enabling you to air down with confidence for extreme grip when off-roading. Hill Descent Control is now included in the Off-Road Package, along with an electronic-locking rear differential, underbody skid plates, off-road tuned front shock absorbers and more, to make sure you're off-road ready right from the start.

Enhances capability on 4x2s and 4x4s. The electronic-locking rear differential¹ uses a true mechanical dog-clutch mechanism to lock both rear axle shafts together so they turn at the same speed for maximum traction. Available on all models,³ it improves 4x2 traction when towing and when traveling on sand or other loose surfaces. Standard on FX4 and SVT RAPTOR.



Tracks the action. Monitor your pitch angle, bank angle and wheel direction with our class-exclusive off-road display in the LCD productivity screen.¹



Shows you the way. The class-exclusive front view camera,¹ available only on SVT RAPTOR, displays a wide-angle view from the front grille onto your full-color 8" MyFord Touch® screen. Activated through the LCD productivity screen when you're off-roading at low speeds, it even includes guidelines and a built-in lens washer to help clear away trail dirt.

SVT RAPTOR SuperCrew. Terrain. New 17" forged-aluminum bead-lock capable wheels and other available equipment.

¹Available feature. ²Available feature. See your Ford Dealer or visit racing.ford.com for details. ³Not available with 3.7L V6.

2013 F-150
ford.com





RUGGED HERITAGE.

F-150 KING RANCH® traces its lineage directly to the historic King Ranch in Kingsville, Texas. There you'll find the authentic KING RANCH "Running W" stamped into handcrafted saddles that weather just as distinctively as the unique Chaparral leather-trimmed seating inside this proud F-150. In fact, the "Running W" graces everything from the exterior badging to the flow-through center console lid and even the wheels. A new chrome grille, SYNC® with MyFord Touch®, the Audio System from Sony® with HD Radio™ Technology and a single-CD player, and ambient lighting are all standard this year. The new Luxury Package gives you class-exclusive HID headlamps, plus a power moonroof, Navigation System and tailgate step. For standout style, pair the new Black interior¹ environment with the new Chrome Package and its 20" chrome-clad aluminum wheels, or add the new Monochromatic Paint Package to your 2013 F-150 KING RANCH.



KING RANCH SuperCrew 4x4. White Platinum. KING RANCH Monochromatic Paint Package. Available equipment.

¹Available feature.

2013 **F-150**
ford.com





PINNACLE OF LUXURY.

THE ALL-NEW F-150 LIMITED is the ultimate combination of stylish design and luxurious amenities backed by a best-in-class mix of torque, capability and fuel economy, courtesy of our exclusive 3.5L EcoBoost® engine. Inside this roomy SuperCrew, the seating is uniquely trimmed in rich, full-grain Brick Red leather accented by distinctive cloisonné badges. A laser-engraved serialization plate on the flow-through console lid reinforces its "LIMITED" status. Standard voice-activated SYNC® with MyFord Touch®, Navigation System, Audio System from Sony® and power moonroof help increase the ease and pleasure of every drive. Bright "LIMITED" inserts on the door-sill scuff plates are yet another unique detail. Outside, class-exclusive HID headlamps, box side "LIMITED" dimensional lettering and massive 22" polished aluminum wheels are standard. Whether it's Ruby Red, White Platinum or Tuxedo Black, you'll enjoy every moment in F-150 LIMITED.





UPSCALE CAPABILITY.

F-150 LARIAT really treats you right. From a new chrome 3-bar grille, to new Steel Gray leather-trimmed seating with 10-way power adjustment for the driver and right-front passenger, new woodgrain interior trim accents, and voice-activated SYNC® with MyFord Touch® – the list of standards goes on and on. Opt for the LARIAT Chrome Package to switch it up with a chrome 3-bar grille and mesh inserts, 6" chrome angular cab steps, chrome sideview mirror caps and more. Add the new class-exclusive HID headlamps¹ and 20" chrome-clad aluminum wheels¹ for even more impact. HD Radio™ Technology on the Audio System from Sony^{®1} lets you “tag” songs you’d like to purchase later online. Convenient 2-speed automatic 4x4¹ helps you tackle all sorts of terrain, while heated and cooled front bucket seats¹ provide year-round comfort. When you’re ready to discover tough luxury, climb into F-150 LARIAT.



LARIAT SuperCrew 4x4. Max. Trailer Tow Package. HID headlamps. Kodiak Brown/Pale Adobe two-tone. Available equipment.

¹Available feature.

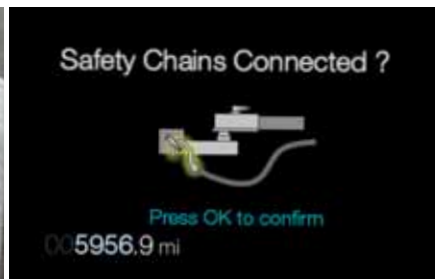
2013 **F-150**
ford.com





HARDWORKING APPEAL.

F-150 XLT offers you a wide range of configurations. Regular Cab, SuperCab or SuperCrew. Any box size. Best-in-class maximum payload and towing capabilities. Inside, premium cloth seats welcome you, along with a substantial list of power and convenience features including voice-activated SYNC® with new MyFord.®¹ Outside, there's a new chrome C-clamp grille design. Or you can step it up with the XLT Chrome Package, including bright mesh grille inserts, new 18" chrome-clad aluminum wheels and many other chrome accents. Ease your maneuvering with the Reverse Sensing System!¹ Run through a pre-towing checklist in the LCD productivity screen¹ before hitting the road with your trailer. And rely on the SecuriCode™ keyless entry keypad, standard for 2013, to help you lock and unlock your truck without the keys. Versatile. Practical. Built Ford Tough.® That's F-150 XLT.



XLT SuperCab 4x4. Ingot Silver. Available equipment.

¹Available feature.

2013 **F-150**
ford.com



EASY TO MAKE YOUR OWN.



F-150 offers a long list of stylish and functional options for your consideration. The FX Appearance Package creates a distinctive look inside and out with its new hood decal, Alcantara® seat inserts, unique grille, 20" painted aluminum wheels and more. For durable, long-lasting protection, order the factory-installed Tough Bed® spray-in bedliner, and we'll apply an industrial-grade synthetic lining directly to the bed. A new soft-folding tonneau cover helps protect the contents of your cargo box from the weather. Build the F-150 you want, just the way you want it.

Hood decal (FX Appearance Package)

Leather-trimmed seats with Alcantara inserts (FX Appearance Package)

Tough Bed spray-in bedliner¹

Soft-folding tonneau cover¹

FX Appearance Package

¹Available feature.



LARIAT SuperCrew 4x4 in Ingot Silver customized with chrome hood deflector, 5" chrome aluminum tubular step bars, wheel-well liners, chrome exhaust tip, painted hard tonneau cover by UnderCover,TM smoked side window deflectors, chrome trailer tow mirrors, and Ford Custom Graphics by Original Wraps,TM Inc.¹

Dual head restraint DVD by INVISIONTM¹

Commercial grade tool box/cargo box by Delta^{®1}

All-weather floor mats

Remote start systems

Electronics

Keyless entry keypad
Head and taillamp assemblies
Vehicle Security System
Speed control
Rear-seat DVD entertainment systems¹
Warning sensor systems¹

Exterior

Door sill protector appliqué
Splash guards
Grille inserts
Moonroof deflector
Manual and power mirrors
Manual and power sliding rear windows
Step bars, running boards and bed-side steps
Sportz[®] tents¹
Trailer towing accessories
Locking fuel plug
Wheel lock kits

Interior

Interior light kit
Cargo organizers and protectors
Protective seat covers and leather-trimmed interior seating¹
Carpeted floor mats
Ash cup/coin holders
Auto-dimming rearview mirror

Bed Products

Bed extenders, liners and mats
Cable lock¹
Tonneau covers¹
Retractable stake pocket tie-downs¹

custom accessories 

accessories.ford.com

¹Ford Licensed Accessory.

F-150 Standard Features

Mechanical

97,500-mile tune-up interval ¹ (6.2L engine) or 100,000-mile tune-up interval ¹ (3.7L, 5.0L and 3.5L engines)
Brakes – Power 4-wheel vented-disc with ABS
Easy Fuel [®] capless fuel filler
Electronic brakeforce distribution (EBD)
Fail-Safe Engine Cooling System
Four-wheel-down towing capability (4x4)
Gas-pressurized twin-tube shock absorbers
Hill start assist
Hood-open assist mechanisms
Horn – Dual-note
Jack (2-ton)
Lightweight aluminum hood
Maintenance-free 78-amp-hr, 750-CCA battery with battery saver
Parking brake, foot-operated with hand-release
Power rack-and-pinion steering
Spare tire with underframe winch with safety catch
Stabilizer bar – Front
Stainless steel exhaust system (major components)
Suspension – Front: long-spindle, double-wishbone coil-over-shock; rear: leaf springs
Trailer tow with 4-pin connector

Interior




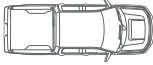
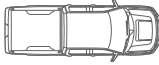
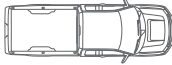



Air conditioning
Assist/grab handle for right-front passenger
Assist/grab handles at rear outboard positions (SuperCrew)
Coat hooks (2)
Display center
Front cupholders (2 deployable under center seat or in floor console, and 1 in each front-door map pocket)
Front dome or map lights
Front-door map pockets
Gauges for fuel, oil pressure and engine coolant temperature; tachometer; voltmeter; speedometer; and odometer
Glove compartment
Powerpoints – 12-volt in front (all models) and rear (in SuperCab and SuperCrew models)
Steering column – Manual tilt

Exterior

Cargo box lamp integrated into center high-mounted stop lamp
Cargo box tie-downs (4)
Outer door-sill scuff pads
Removable tailgate with key lock and tailgate assist
Stake-bed pockets
Stone guards – Front and rear
Tow hooks (2 in front; 4x4 only)
Windshield wipers – Intermittent

Safety & Security

3-point safety belts in front (all models) and rear (in SuperCab and SuperCrew models)
AdvanceTrac [®] with RSC [®] (Roll Stability Control™)
Airbags – Front-seat side ²
Airbags – Safety Canopy [®] System with side-curtain airbags ² for all rows and rollover sensor
Alert chimes for headlamps-on, key-in-ignition and safety belt
Belt-Minder [®] front safety belt reminder
Brake/shift interlock
Fuel pump inertia shutoff switch
LATCH – Lower Anchors and Tether Anchors for Children
Personal Safety System™ for driver and right-front passenger includes dual-stage front airbags, ² safety belt pretensioners, safety belt energy-management retractors, safety belt usage sensors, driver's seat position sensor, crash severity sensor, restraint control module and Front-Passenger Sensing System ³
SecuriLock [®] Passive Anti-Theft System
Side-intrusion door beams
SOS Post-Crash Alert System™
Spare wheel/tire lock
Tire Pressure Monitoring System (excludes spare)
Trailer sway control

									
XL	○	○	○	○	○	○	●		
STX	○	○			○		●		
XLT	○	○	○	○	○	○	●		○
FX2/FX4		○	○	○	○			●	
LARIAT		○	○	○	○		●	○	
KING RANCH [®]			●	○	○			●	
PLATINUM			●	○	○			●	
SVT RAPTOR		○	○	●				●	
LIMITED			●	●				●	

● Standard ○ Optional

¹Under normal driving conditions with routine fluid and filter changes. ²Always wear your safety belt and follow airbag warning label instructions.

³Right-front-passenger seat only.

Comparisons based on 2012/2013 competitive models (class is Full-Size Pickups under 8,500 lbs. GVWR, non-hybrid), publicly available information and Ford certification data at time of release. Some features discussed may be optional. Vehicles throughout this catalog are shown with optional and aftermarket equipment. Features shown may be offered only in combination with other options or subject to additional ordering requirements or limitations. Dimensions and capacity ratings shown may vary due to optional features and/or production variability. Following release of the PDF, certain changes in standard equipment, options and the like, or product delays may have occurred which would not be included in these pages. Your Ford Dealer is the best source for up-to-date information. Ford Division reserves the right to change product specifications at any time without incurring obligations.

2013 F-150
ford.com



F-150 Standard Features



XL

Equipment Group 100A
Includes all standard features, plus:

Mechanical

3.7L Ti-VCT 4-valve V6 FFV engine (Regular Cab, SuperCab 145" WB and 4x2 SuperCrew 145" WB)

5.0L Ti-VCT 4-valve V8 FFV engine (SuperCab 163" WB, 4x4 SuperCrew and 4x2 SuperCrew 157" WB)

Electronic 6-speed automatic transmission with tow/haul mode

Electric power-assisted steering

Electronic shift-on-the-fly (ESOF) (4x4)

Fuel tank – 26-gallon (4x2 and Regular Cab 126" WB 4x4)

Fuel tank – 36-gallon (4x4; n/a on Regular Cab 126" WB)

Seating

4-way manual front seats

40/20/40 split front seat

60/40 split flip-up rear seat (SuperCab and SuperCrew; one-touch flip-up on SuperCrew)

Vinyl seats

Interior

AM/FM stereo with clock

Climate controls – Manual

Door locks – Manual (Regular Cab and SuperCab)

Door locks – Power (SuperCrew)

Flooring – Black vinyl

Mirror – Day/night rearview

Overhead console with storage bins and map lights (SuperCrew)

Passenger-side visor vanity mirror

Steering wheel – Black urethane

Windows – 2nd-row fixed (SuperCab)

Windows – Manual (Regular Cab and SuperCab)

Windows – Power with front one-touch-up/-down feature (SuperCrew)

Window – Rear, fixed glass with solar tint

Exterior

Bumpers – Argent-painted front and rear with black molded front upper fascia

Door handles – Black

Grille – Black surround and C-clamp insert

Headlamps – Aerodynamic clear-lens dual-beam halogen

Mirrors – Manual sideview (Regular Cab and SuperCab)

Mirrors – Power sideview (SuperCrew)

Perimeter alarm (SuperCrew)

Remote Keyless Entry System with 2 integrated keyhead transmitter remotes with panic button, and Illuminated Entry System (SuperCrew)

Stone guards – Black

17" Gray styled steel wheels

P235/75R17 BSW all-terrain tires (Regular Cab and SuperCab)

P255/65R17 OWL all-season tires (SuperCrew 4x2)

P265/70R17 OWL all-terrain tires (SuperCrew 4x4)



STX

Equipment Group 200A
Includes select XL features, plus:

Mechanical

3.7L Ti-VCT 4-valve V6 FFV engine

Seating

4-way adjustable front head restraints

Cloth seats

Manual driver lumbar

Interior

AM/FM stereo/single-CD player with clock

Accessory delay for power features

Auxiliary audio input jack

Cruise control

Customer information display with external temperature

Door locks – Power

MyKey®

Windows – Power with front one-touch-up/-down feature

Exterior

Bumpers – Body-color front and rear with body-color front upper fascia

Grille – Body-color surround with black C-clamp insert

Mirrors – Power sideview

Perimeter alarm

Remote Keyless Entry System with 2 integrated keyhead transmitter remotes with panic button, and Illuminated Entry System

17" machined aluminum wheels

P235/75R17 BSW all-terrain tires



XLT

Equipment Group 300A
Includes select STX features, plus:

Mechanical

3.7L Ti-VCT 4-valve V6 FFV engine (Regular Cab, SuperCab and 4x2 SuperCrew 145" WB)

5.0L Ti-VCT 4-valve V8 FFV engine (4x4 SuperCrew and 4x2 SuperCrew 157" WB)

Interior

Compass

Driver and passenger-side visors with covered vanity mirrors

Fade-to-off interior lighting

Flooring – Color-coordinated carpet

Flooring – Color-coordinated carpeted floor mats

Ford SYNC® voice-activated, in-vehicle connectivity system

Overhead console with storage bins and map lights (SuperCab and SuperCrew)

Steering wheel – Color-coordinated urethane

Window – Rear, fixed glass with privacy tint

Exterior

Autolamp automatic on/off headlamps

Bumpers – Chrome front and rear with body-color front upper fascia

Fog lamps

Grille – Chrome surround and C-clamp insert

SecuriCode™ keyless entry keypad

17" machined aluminum wheels with painted accents

P235/75R17 BSW all-terrain tires (Regular Cab and SuperCab)

P255/65R17 OWL all-season tires (SuperCrew 4x2)

P265/70R17 OWL all-terrain tires (SuperCrew 4x4)

Microsoft is a registered trademark of Microsoft Corporation. iPod is a registered trademark of Apple Inc. All rights reserved. PANDORA, the PANDORA logo, and the Pandora trade dress are trademarks or registered trademarks of Pandora Media, Inc. Used with permission. iHeartRadio is a registered trademark of Clear Channel Broadcasting, Inc. Stitcher Smart Radio is a registered trademark of Stitcher, Inc. SiriusXM Satellite Radio, Traffic and Travel Link subscriptions sold separately or as a package after trial expires. SiriusXM Traffic and Travel Link service available in select markets. See SiriusXM Customer Agreement for complete terms at www.siriusxm.com. Sirius satellite service available in the 48 contiguous United States, DC, and PR. Sirius, XM and all related marks and logos are trademarks of Sirius XM Radio Inc. King Ranch is a registered trademark of King Ranch, Inc. Quiet Steel is a registered trademark of Material Sciences Corporation. TORSEN is a registered trademark of JTEKT Corporation. Sony is a registered trademark of the Sony Corporation. Alcantara is a registered trademark of Alcantara S.p.A., Italy. INVISION is a trademark of Audiovox Corporation. FOX Racing Shox is a registered trademark of Fox Factory, Inc. Master Lock is a registered trademark of Master Lock Company LLC.

2013 F-150
ford.com



F-150 Standard Features



FX2/FX4

Equipment Group 400A
Includes select XLT features, plus:

Mechanical

5.0L Ti-VCT 4-valve V8 FFV engine
SelectShift Automatic® transmission
4x2 (FX2)
4x4 (FX4)
Hill Descent Control™ (FX4)
Rear axle – Electronic-locking differential (FX4)
Skid plates (FX4; front differential, transfer case and fuel tank)
Trailer Tow Package

Seating

6-way power driver's seat
Front bucket seats with flow-through center console and floor shifter
Manual driver and passenger lumbar
Sport cloth seats

Interior

SYNC® with MyFord® 4.2" LCD productivity screen in cluster and 4.2" LCD audio and climate control screen in center stack
SiriusXM Satellite Radio with 6-month trial subscription
Flooring – Front and rear black rubber off-road floor mats (FX4)
Flooring – Front and rear color-coordinated carpeted floor mats (FX2)
Mirror – Auto-dimming rearview
Power outlet – 110-volt, on back of center console
Steering column – Manual-tilt/-telescoping
Steering wheel – Black leather-wrapped
Steering wheel-mounted SYNC and audio controls
Window – Rear, fixed glass with privacy tint and defroster

Exterior

Black headlamp and taillamp surrounds
Bumpers – Body-color front and rear with body-color front upper fascia
Cab steps – 6" gray angular
Door handles – Body-color
FX2 SPORT pickup box decals (FX2)
FX4 OFF-ROAD pickup box decals (FX4)
Grille – Body-color surround with black C-clamp insert
Mirrors – Body-color sideview mirror caps
Wheel-lip moldings – Body-color (FX2)
Wheel-lip moldings – Sterling Gray (FX4)
18" machined aluminum wheels
P265/60R18 OWL all-season tires (FX2)
P275/65R18 OWL all-terrain tires (FX4)



LARIAT

Equipment Group 500A
Includes select XLT features, plus:

Mechanical

5.0L Ti-VCT V8 FFV engine
SelectShift Automatic transmission
2-speed automatic 4WD (4x4)
Trailer Tow Package

Seating

10-way power driver and right-front-passenger seats
40/20/40 split front seat
60/40 split flip-up rear seat with folding armrest (SuperCrew)
Heated driver and front-passenger seats
Leather-trimmed seats
Memory driver's seat

Interior

SYNC with MyFord Touch® voice-activated, in-vehicle connectivity system, which includes SYNC Services, one 4.2" LCD productivity screen; one 8" LCD touch screen in center stack; and media hub with 2 USB ports, SD card reader and audio visual input jacks
SiriusXM Satellite Radio with 6-month trial subscription
Driver and passenger-side visors with covered, illuminated vanity mirrors
Dual-zone electronic automatic temperature control
Memory power-adjustable pedals
Mirror – Auto-dimming rearview
Steering wheel – Color-coordinated leather-wrapped
Steering wheel-mounted SYNC and audio controls
Window – Rear, power-sliding with privacy tint and defroster
Woodgrain interior trim accents

Exterior

Door handles – Body-color
Grille – Chrome surround and 3-bar insert
Mirrors – Body-color sideview mirror caps
Mirrors – Power, heated sideview with memory, integrated turn signal indicators, and driver's side auto-dimming feature
Wheel-lip moldings – Body-color
18" bright aluminum wheels
P265/60R18 OWL all-season tires (4x2)
P275/65R18 OWL all-terrain tires (4x4)



KING RANCH®

Equipment Group 600A
Includes select LARIAT features, plus:

Mechanical

Trailer brake controller
Trailer Tow Package
Seating
Chaparral leather-trimmed seats with saddle leather accents
Flow-through center console with Chaparral leather-trimmed lid, and floor shifter with Chaparral leather-wrapped knob
Front bucket seats
Heated and cooled driver and front-passenger seats
Heated rear outboard seats

Interior

Audio System from Sony® with HD Radio™ and single-CD player
Ambient lighting
Flooring – Front and rear carpeted floor mats with KING RANCH logo
Power outlet – 110-volt, on back of center console
Steering column – Power-tilt/-telescoping with memory
Steering wheel – Chaparral leather-wrapped
Unique woodgrain interior trim accents
Universal garage door opener

Exterior

Bumpers – Pale Adobe front and rear with body-color front upper fascia
Cab steps – Pale Adobe platform
Chrome exhaust tip
Grille – Body-color surround with chrome 3-bar insert and Pale Adobe mesh
KING RANCH tailgate and fender badges
Mirrors – Body-color sideview mirror caps
Mirrors – Power-folding heated sideview with memory, integrated turn signal indicators, security approach lamps, and driver's side auto-dimming feature
Pale Adobe box top and tailgate moldings
Rear view camera
Remote Start System
Reverse Sensing System
Stone guards – Pale Adobe
Two-tone paint with Pale Adobe lower accent color
Wheel-lip moldings – Pale Adobe
18" 7-spoke aluminum wheels with painted accents and KING RANCH logo center caps



F-150 Standard Features



PLATINUM

Equipment Group 700A
Includes select LARIAT features, plus:

Mechanical

Trailer brake controller

Seating

Flow-through center console with leather-trimmed lid, and floor shifter with leather-wrapped knob

Front bucket seats with embroidered PLATINUM logo on seat backs

Heated and cooled driver and front-passenger seats

Heated rear outboard seats

Interior

Audio System from Sony® with HD Radio™ and single-CD player

Aluminum appliques on center panel and console

Ambient lighting

Bright inserts in door-sill scuff plates

Navigation System includes SiriusXM Traffic and Travel Link with 6-month trial subscription

Power outlet – 110-volt, on back of center console

Steering column – Power-tilt/-telescoping with memory

Steering wheel – Leather-wrapped with real wood insert

Unique woodgrain interior trim accents

Universal garage door opener

Exterior

Bright bodyside accent moldings

Bumpers – Body-color front and rear with body-color front upper fascia

Cab steps – Power-deployable

Chrome exhaust tip

Chrome front tow hooks (4x4 only)

Door handles – Body-color with chrome straps

Grille – Satin-finish surround and 3-bar insert with silver mesh

Headlamps – High-intensity discharge (HID)

High-gloss black B-pillar appliques

Mirrors – Chrome sideview mirror caps

Mirrors – Power-folding heated sideview with memory, integrated turn signal indicators, security approach lamps, and driver's side auto-dimming feature

PLATINUM tailgate and fender badges

Rear view camera

Remote Start System

Reverse Sensing System

Satin-finish tailgate applique

Windshield wipers – Rain-sensing

20" polished aluminum wheels

P275/55R20 tires



SVT RAPTOR

Equipment Group 800A
Includes select XLT features, plus:

Mechanical

6.2L 2-valve V8 engine

4.10 front axle with TORSEN® differential

4.10 electronic-locking differential rear axle

Dual-outlet muffler

Front and rear internal bypass off-road FOX Racing Shox™

Front and rear microcellular jounce bumpers

Fuel tank – 26-gallon (SuperCab)

Fuel tank – 36-gallon (SuperCrew)

Heavy-duty front and engine skid plates

Hill Descent Control™

Hydraulic power-assisted steering with unique steering rack travel/boost curve

Long-travel suspension with unique upper and lower control arms and tie rods

SuperCab or SuperCrew 4x4 with 5½' box

Trailer Tow Package

Unique rear leaf springs and front coil springs

Seating

6-way power driver's seat

Flow-through center console with floor shifter, off-road mode and Hill Descent Control switches, and auxiliary switch pack

Front bucket seats with unique seat back bolsters and embroidered RAPTOR logo on seat backs

Leather- and cloth-trimmed seats

Interior

SYNC® with MyFord® 4.2" LCD productivity screen in cluster and 4.2" LCD audio and climate control screen in center stack

SiriusXM Satellite Radio with 6-month trial subscription

Flooring – Front and rear rubber floor mats with SVT logo

Mirror – Auto-dimming rearview with compass

Steering wheel – Leather-wrapped with thumb pads, center marker, and SYNC and audio controls

Unique instrument panel and door-trim panel appliques

Window – Rear, power-sliding with privacy tint and defroster

Exterior

Air extractors in hood

Black headlamp and taillamp surrounds

Bumpers – Foundry finish front and rear with body-color front upper fascia

Cab steps – Foundry finish cast-aluminum

Flared front fenders with air extractors

Flared pickup box fenders

Front and rear tow hooks

Grille – Foundry finish brick wall

Integrated clearance marker lamps in grille and front fenders

Reverse Sensing System

Wheel-lip moldings – Foundry finish

17" painted aluminum wheels with machined finish

LT 315/70R17 BSW all-terrain tires



LIMITED

Equipment Group 900A
Includes select LARIAT features, plus:

Mechanical

3.5L EcoBoost® Ti-VCT engine (includes 26-gallon fuel tank on 4x2 and 36-gallon fuel tank on 4x4)

Trailer brake controller

Seating

Brick Red leather-trimmed seats

Flow-through center console with leather-trimmed lid and laser-engraved serialization plate, and floor shifter with leather-wrapped knob

Front bucket seats with cloisonné seat back badges

Heated and cooled driver and front-passenger seats

Heated rear outboard seats

Interior

Audio System from Sony® with HD Radio and single-CD player

Aluminum appliques on center panel and console

Ambient lighting

Navigation System includes SiriusXM Traffic and Travel Link with 6-month trial subscription

Power outlet – 110-volt, on back of center console

Steering column – Power-tilt/-telescoping with memory

Steering wheel – Two-tone leather-wrapped

Unique bright inserts in door-sill scuff plates

Unique instrument cluster

Unique interior trim accents

Universal garage door opener

Exterior

Bumpers – Body-color front and rear with body-color front upper fascia

Cab steps – Power-deployable

Chrome exhaust tip

Chrome front tow hooks (4x4)

Door handles – Body-color with chrome straps

Grille – Body-color surround with chrome 3-bar insert and mesh

Headlamps – High-intensity discharge (HID)

"LIMITED" dimensional box side lettering

Mirrors – Power-folding, heated sideview with memory, integrated turn signal indicators, security approach lamps and driver's side auto-dimming feature

Power moonroof

Rear view camera

Remote Start System

Reverse Sensing System

Windshield wipers – Rain-sensing

22" polished aluminum wheels

P275/45R22 BSW all-season tires



F-150 Optional Features



XL

Available Equipment Group

Equipment Group 101A – Power Equipment Group (standard on SuperCrew) includes power door locks with autolock and integrated keyhead transmitter remotes; power windows and sideview mirrors; Illuminated Entry System; and perimeter alarm **+ XL Plus Package** includes AM/FM stereo/single-CD player with clock, speed-compensated volume control and customer information display; auxiliary audio input jack; cruise control; and MyKey[®] **+ XL Décor Group** includes chrome front and rear bumpers, and front cloth 40/20/40 split seat with manual driver lumbar **+ Communications Package** includes Ford SYNC[®] voice-activated, in-vehicle connectivity system **+ Trailer Tow Package** (required for towing over 5,000 lbs.) includes Class IV trailer hitch receiver; 7-pin wiring harness; upgraded radiator; auxiliary transmission oil cooler; and SelectShift Automatic[®] transmission

Available Packages

Heavy-Duty Payload Package (Regular Cab and SuperCab with 8' box and SuperCrew with 6½' box; restrictions apply) increases GVWR to 8,200 lbs. for improved payload and towing; 17" 7-lug gray styled steel wheels; LT245/75R17E BSW all-terrain tires; heavy-duty shock absorbers; upgraded springs and radiator; auxiliary transmission oil cooler; rear axle with 9.75" gear set and 3.73 limited-slip gear ratio

Power Equipment Group (standard on SuperCrew) includes power door locks with autolock and integrated keyhead transmitter remotes; power windows and sideview mirrors; Illuminated Entry System; and perimeter alarm

Trailer Tow Package (required for towing over 5,000 lbs.) includes Class IV trailer hitch receiver, 7-pin wiring harness, upgraded radiator, auxiliary transmission oil cooler, and SelectShift Automatic transmission

Max. Trailer Tow Package (restrictions apply; required for towing over 5,000 lbs.) includes Class IV trailer hitch receiver; 7-pin wiring harness; upgraded radiator; auxiliary transmission oil cooler; trailer brake controller; upgraded rear bumper; SelectShift Automatic transmission; and manual-telescoping/-folding trailer tow mirrors with manual glass or manual-telescoping/-folding trailer tow mirrors with power, heated glass, integrated turn signal indicators and security approach lamps

XL Plus Package includes AM/FM stereo/single-CD player with clock, speed-compensated volume control and customer information display; auxiliary audio input jack; cruise control; and MyKey

Available Options

Mechanical

5.0L Ti-VCT 4-valve V8 FFV engine (Regular Cab, SuperCab 145" WB, and 4x2 SuperCrew 145" WB)

3.5L EcoBoost[®] Ti-VCT engine (includes 26-gallon fuel tank on 4x2 and 36-gallon fuel tank on 4x4; n/a on Regular Cab 126" WB)

Rear axle – Electronic-locking differential (requires 5.0L or 3.5L engine)

Rear axle – Limited-slip differential (requires 3.7L engine)

Trailer brake controller (requires Trailer Tow Package or Max. Trailer Tow Package; requires fog lamps when ordered with 101A)

Seating

40/20/40 split vinyl front seat with manual driver lumbar (requires 101A)

40/20/40 split cloth front seat with manual driver lumbar (requires 100A)

Exterior

Bedliner – Plastic drop-in

Bedliner – Tough Bed[®] factory-installed spray-in

Box side steps (requires 6½' or 8' box, and 101A)

Cab steps – 4" black tubular (Regular Cab and SuperCab only)

Cab steps – Black platform (SuperCrew only)

Cable Lock by Master Lock[®]1 (replaces cargo box tie-downs)

Crew Chief[™] powered by Telogis[®]1 – Fleet tracking system² with 1 year of Crew Chief service

Fog lamps (requires 101A and trailer brake controller)

Hood deflector – Chrome

Skid plates (4x4; requires 101A)

Tailgate step (requires 101A)

17" machined aluminum wheels with painted accents (requires 101A)

17" 7-lug gray styled steel wheels (requires 101A and Heavy-Duty Payload Package)

17" 7-lug aluminum wheels (requires 101A and Heavy-Duty Payload Package)

P255/65R17 OWL all-season tires (Regular Cab and SuperCab 4x2; requires 101A)

P265/70R17 OWL all-terrain tires (Regular Cab and SuperCab 4x4; requires 101A)

STX

Available Equipment Group

Equipment Group 201A – Communications Package includes Ford SYNC voice-activated, in-vehicle connectivity system **+ STX Décor Package** includes 18" machined aluminum wheels, P265/60R18 OWL all-season tires (4x2), P275/65R18 OWL all-terrain tires (4x4), 5" chrome cab steps (SuperCab), 4" polished stainless steel tubular cab steps (Regular Cab), and fog lamps **+ Trailer Tow Package** (required for towing over 5,000 lbs.) includes Class IV trailer hitch receiver, 7-pin wiring harness, upgraded radiator, auxiliary transmission oil cooler, and SelectShift Automatic transmission **+ SiriusXM Satellite Radio** with 6-month trial subscription

Available Package

Trailer Tow Package (required for towing over 5,000 lbs.) includes Class IV trailer hitch receiver, 7-pin wiring harness, upgraded radiator, auxiliary transmission oil cooler, and SelectShift Automatic transmission

Available Options

Mechanical

5.0L Ti-VCT 4-valve V8 FFV engine

Rear axle – Electronic-locking differential (requires 5.0L engine)

Rear axle – Limited-slip differential (requires 3.7L engine)

Interior

Flooring – Color-coordinated carpet with carpeted floor mats (requires 201A)

Exterior

Bedliner – Plastic drop-in

Bedliner – Tough Bed factory-installed spray-in

Cable Lock by Master Lock¹ (replaces cargo tie-down hooks)

Crew Chief powered by Telogis¹ – Fleet tracking system² with 1 year of Crew Chief service

Hood deflector – Chrome

Tonneau cover – Soft-folding by Advantage¹

Wheel-well liners, rear

¹Ford Licensed Accessory. See your dealer for limited warranty details. ²Some features are unavailable while driving.



F-150 Optional Features



XLT

Available Equipment Groups

Equipment Group 301A – XLT Convenience Package includes power, heated sideview mirrors with integrated turn signal indicators and driver's side auto-dimming feature; auto-dimming rearview mirror; 6-way power driver's seat (SuperCab and SuperCrew only); power-adjustable pedals; SYNC® with MyFord® 4.2" LCD productivity screen in cluster and 4.2" LCD audio and climate control screen in center stack; and leather-wrapped steering wheel with 5-way steering wheel-mounted controls + **Trailer Tow Package** (required for towing over 5,000 lbs.) includes Class IV trailer hitch receiver; 7-pin wiring harness; upgraded radiator; auxiliary transmission oil cooler; and SelectShift Automatic® transmission + SiriusXM Satellite Radio with 6-month trial subscription

Equipment Group 302A – (SuperCab and SuperCrew only; n/a with Heavy-Duty Payload Package) includes all content of 301A + **XLT Plus Package** includes Reverse Sensing System and power-sliding rear window + **XLT Chrome Package** includes chrome grille surround and C-clamp insert with silver mesh, chrome front tow hooks (4x4), 18" chrome-clad aluminum wheels, P265/60R18 OWL all-season tires (4x2), P275/65R18 OWL all-terrain tires (4x4), chrome door handles with black bezels, 5" chrome cab steps, and chrome exhaust tip + trailer brake controller + rear view camera

Available Packages

Heavy-Duty Payload Package (requires 301A; Regular Cab and SuperCab with 8' box and SuperCrew with 6½' box; restrictions apply) increases GVWR to 8,200 lbs. for improved payload and towing; 17" 7-lug aluminum wheels; LT245/75R17E BSW all-terrain tires; heavy-duty shock absorbers; upgraded springs and radiator; auxiliary transmission oil cooler; rear axle with 9.75" gear set and 3.73 limited-slip gear ratio

Off-Road Package (requires 301A or 302A; 4x4 only; n/a with 3.7L V6 engine, Heavy-Duty Payload Package or 163" WB) includes 3.55 electronic-locking rear axle; fuel tank, transfer case and front differential skid plates; off-road tuned front shock absorbers; P265/70R17 OWL all-terrain tires; 4x4 Off-Road box decals; and Hill Descent Control™

Trailer Tow Package (required for towing over 5,000 lbs.) includes Class IV trailer hitch receiver, 7-pin wiring harness, upgraded radiator, auxiliary transmission oil cooler, and SelectShift Automatic transmission

Max. Trailer Tow Package (requires 301A or 302A; restrictions apply; required for towing over 5,000 lbs.) includes Class IV trailer hitch receiver; 7-pin wiring harness; upgraded radiator; auxiliary transmission oil cooler; trailer brake controller; upgraded rear bumper; SelectShift Automatic transmission; and manual-telescoping/-folding trailer tow mirrors with power, heated glass, integrated turn signal indicators and security approach lamps

XLT Chrome Package (requires 301A; SuperCab and SuperCrew only; n/a with Heavy-Duty Payload Package) includes chrome grille surround and C-clamp insert with silver mesh, chrome front tow hooks (4x4), 18" chrome-clad aluminum wheels, P265/60R18 OWL all-season tires (4x2), P275/65R18 OWL all-terrain tires (4x4), chrome door handles with black bezels, 5" chrome cab steps, and chrome exhaust tip

Available Options

Mechanical

5.0L Ti-VCT 4-valve V8 FFV engine (Regular Cab, SuperCab, and 4x2 SuperCrew 145" WB)

3.5L EcoBoost® Ti-VCT engine (n/a on Regular Cab 126" WB; includes 26-gallon fuel tank on 4x2 and 36-gallon fuel tank on 4x4)

6.2L 2-valve V8 engine (n/a on SuperCab 163" WB; requires 302A)

Rear axle – Electronic-locking differential (requires 5.0L or 3.5L engine)

Rear axle – Limited-slip differential (requires 3.7L engine)

Trailer brake controller (requires Trailer Tow Package or Max. Trailer Tow Package)

Seating

Cloth 40/console/40 front bucket seats with manual driver lumbar (SuperCab and SuperCrew only; requires 301A or 302A)

Interior

SiriusXM Satellite Radio with 6-month trial subscription

Flooring – Black vinyl floor covering (requires 300A)

Flooring – Full-coverage rubber floor mats

Exterior

Bedliner – Plastic drop-in

Bedliner – Tough Bed factory-installed spray-in

Box side steps (requires 6½' or 8' box; requires 301A or 302A)

Cab steps – 4" polished stainless steel (Regular Cab only)

Cab steps – 5" chrome (SuperCab and SuperCrew only)

Cable Lock by Master Lock®¹ (replaces cargo box tie-downs)

Crew Chief™ powered by Telogis®¹ – Fleet tracking system² with 1 year of Crew Chief service

Hood deflector – Chrome

Tailgate step (requires 301A or 302A)

Tonneau cover – Soft-folding by Advantage¹

Two-tone paint (requires 301A or 302A)

Wheel-well liners, rear

Window – Rear, power-sliding with privacy tint and defroster (requires 301A; SuperCab and SuperCrew only)

20" chrome-clad aluminum wheels (n/a with SuperCab 163" WB; requires 302A)

P275/55R20 BSW tires (spare is LT275/65R18 OWL all-terrain; requires 302A)

P275/55R20 OWL all-terrain tires (4x4; spare is LT275/65R18 OWL all-terrain; requires 302A)

LT245/75R17E BSW all-terrain tires (n/a with Regular Cab 126" WB; 4x4 requires Off-Road Package)

LT275/65R18C OWL all-terrain tires (4x4; requires Off-Road and XLT Chrome Packages; and 301A and 302A)

¹Ford Licensed Accessory. See your dealer for limited warranty details. ²Some features are unavailable while driving.





FX2/FX4

Available Equipment Groups

Equipment Group 401A – FX Plus Package includes power, heated sideview mirrors with integrated turn signal indicators and driver's side auto-dimming feature; power-adjustable pedals; Reverse Sensing System; and power-sliding rear window with privacy tint and defroster + rear view camera + trailer brake controller

Equipment Group 402A – FX Luxury Package includes FX Sport leather-trimmed 40/flow-through console/40 front bucket seats; heated and cooled driver and front-passenger seats; 10-way power-adjustable driver and front-passenger seats; memory driver's seat; dual-zone electronic automatic temperature control; black leather-wrapped steering wheel; memory, power-adjustable pedals; power-folding, heated sideview mirrors with memory, integrated turn signal indicators, and driver's side auto-dimming feature; HID headlamps; Reverse Sensing System; rear view camera; power-sliding rear window with privacy tint and defroster; universal garage door opener; Remote Start System; and SYNC® with MyFord Touch® voice-activated, in-vehicle connectivity system, which includes SYNC Services, one 4.2" LCD productivity screen and one 8" LCD touch screen in center stack; and media hub with 2 USB ports, SD card reader and audio visual input jacks + trailer brake controller + Audio System from Sony® with HD Radio™ and single-CD player

Available Packages

FX Appearance Package (requires 401A or 402A) includes unique Black Sport leather-trimmed front bucket seats with Alcantara® inserts and flow-through console; unique leather-wrapped steering wheel; unique finish interior accents on the instrument panel, center stack, door-trim panels and flow-through center console lid; body-color grille surround with high-gloss black C-clamp insert; body-color wheel-lip and bodyside moldings; unique bodyside and hood graphics; 4" black tubular cab steps; chrome exhaust tip; unique flat-black and red fender and tailgate badges; 20" 6-spoke flat-black-painted aluminum wheels and P275/55R20 BSW tires

Max. Trailer Tow Package (requires 401A or 402A; restrictions apply) includes Class IV trailer hitch receiver; 7-pin wiring harness; upgraded radiator; auxiliary transmission oil cooler; trailer brake controller; upgraded rear bumper; SelectShift Automatic® transmission; and manual-telescoping/-folding trailer tow mirrors with power, heated glass, integrated turn signal indicators and security approach lamps

Available Options

Mechanical

3.5L EcoBoost® Ti-VCT engine (includes 26-gallon fuel tank on 4x2 and 36-gallon fuel tank on 4x4)

6.2L 2-valve V8 engine (requires 401A or 402A)

Rear axle – Electronic-locking differential (FX2 only)

Trailer brake controller

Interior

Navigation System includes SiriusXM Traffic and Travel Link with 6-month trial subscription (402A only)

Exterior

Bedliner – Plastic drop-in

Bedliner – Tough Bed® factory-installed spray-in

Box side steps (requires 6½' box; requires 401A or 402A)

Cable Lock by Master Lock® (replaces cargo box tie-downs)

Crew Chief™ powered by Telogis®¹ – Fleet tracking system² with 1 year of Crew Chief service

Hood deflector – Chrome

Power moonroof (requires 401A or 402A)

Stowable bed extender (requires 401A or 402A)

Tailgate step (requires 401A or 402A)

Tonneau cover – Soft-folding by Advantage¹

Wheel-well liners, rear

20" 6-spoke premium painted aluminum wheels (requires 401A or 402A)

LT275/65R18C OWL all-terrain tires (FX4 only; requires 401A or 402A)

P275/55R20 BSW tires (requires 401A or 402A)

P275/55R20 OWL all-terrain tires (FX4 only; requires 401A or 402A)

¹Ford Licensed Accessory. See your dealer for limited warranty details. ²Some features are unavailable while driving.





LARIAT

Available Equipment Groups

Equipment Group 501A – LARIAT Plus Package

includes universal garage door opener, Reverse Sensing System, rear view camera, power-folding sideview mirrors, and Remote Start System + trailer brake controller

Equipment Group 502A – Includes all content of 501A +

HD headlamps + power moonroof + Audio System from Sony® with HD Radio™ and single-CD player + Navigation System includes SiriusXM Traffic and Travel Link with 6-month trial subscription + perforated leather-trimmed front bucket seats with heated and cooled 10-way power driver and front-passenger seats, memory driver's seat, and flow-through center console with floor shifter with leather-wrapped knob, rear air vent and 110-volt power outlet

Available Packages

Heavy-Duty Payload Package (SuperCrew only; restrictions apply) increases GVWR to 8,200 lbs. for improved payload and towing; 17" 7-lug aluminum wheels; LT245/75R17E BSW all-terrain tires; heavy-duty shock absorbers; upgraded springs and radiator; auxiliary transmission oil cooler; rear axle with 9.75" gear set and 3.73 limited-slip gear ratio

LARIAT Chrome Package (requires 501A or 502A; n/a with Heavy-Duty Payload Package) includes 18" chrome-clad aluminum wheels; chrome mesh grille insert; 6" chrome angular cab steps; chrome exhaust tip; chrome front tow hooks (4x4); power, heated sideview mirrors with chrome mirror caps; and body-color door handles with chrome straps

Max. Trailer Tow Package (restrictions apply) includes Class IV trailer hitch receiver; 7-pin wiring harness; upgraded radiator; auxiliary transmission oil cooler; trailer brake controller; upgraded rear bumper; SelectShift Automatic® transmission; and chrome-capped PowerScope® power-telescoping/-folding trailer tow mirrors with power, heated glass, integrated turn signal indicators and security approach lamps

Off-Road Package (4x4 only; requires 501A or 502A; n/a with Heavy-Duty Payload Package) includes 3.55 electronic-locking rear axle; fuel tank, transfer case and front differential skid plates; off-road tuned front shock absorbers; 4x4 Off-Road box decals; and Hill Descent Control™

Available Options

Mechanical

3.5L EcoBoost® Ti-VCT engine (includes 26-gallon fuel tank on 4x2 and 36-gallon fuel tank on 4x4)

6.2L 2-valve V8 engine (requires 501A or 502A)

Rear axle – Electronic-locking differential

Trailer brake controller

Seating

Perforated leather-trimmed front bucket seats with heated and cooled 10-way power driver and front-passenger seats, memory driver's seat, and flow-through center console with floor shifter with leather-wrapped knob, rear air vent and 110-volt power outlet (n/a with 500A)

Interior

Audio System from Sony® with HD Radio and single-CD player (n/a with 500A)

Navigation System includes SiriusXM Traffic and Travel Link with 6-month trial subscription

Flooring – Full-coverage rubber floor mats

Exterior

Bedliner – Plastic drop-in

Bedliner – Tough Bed factory-installed spray-in

Box side steps (requires 6½' box; requires 501A or 502A)

Cab steps – 6" chrome angular

Cable Lock by Master Lock®¹ (replaces cargo box tie-downs)

Crew Chief™ powered by Telogis®¹ – Fleet tracking system² with 1 year of Crew Chief service

Hood deflector – Chrome

Power moonroof (n/a with 500A)

Stowable bed extender (requires 501A or 502A)

Tailgate step

Tonneau cover – Soft-folding by Advantage¹

Two-tone paint (includes accent-color bumpers and wheel-lip moldings; requires 501A or 502A)

Wheel-well liners, rear

20" chrome-clad aluminum wheels (requires 502A and LARIAT Chrome Package)

20" 6-spoke machined aluminum wheels (requires 501A or 502A)

P275/65R18 OWL all-terrain tires (4x2; requires 501A or 502A)

P275/55R20 BSW tires (requires 501A or 502A)

P275/55R20 OWL all-terrain tires (4x4; requires 501A or 502A)

LT275/65R18C OWL all-terrain tires (4x4; requires Off-Road Package; requires 501A or 502A)

¹Ford Licensed Accessory. See your dealer for limited warranty details. ²Some features are unavailable while driving.





KING RANCH®

Available Packages

KING RANCH Luxury Package includes HID headlamps, Navigation System (includes SiriusXM Traffic and Travel Link with 6-month trial subscription), power moonroof and tailgate step

KING RANCH Chrome Package (requires KING RANCH Luxury Package) includes 20" chrome-clad aluminum wheels; 6" chrome angular cab steps; body-color door handles with chrome straps; chrome front tow hooks (4x4); chrome grille surround with accent-color mesh; and chrome mirror caps

KING RANCH Monochromatic Paint Package (requires KING RANCH Chrome Package) includes chrome front and rear step bumpers, monochromatic paint, Black front and rear stone guards, and body-color wheel-lip moldings

Max. Trailer Tow Package (restrictions apply; required for towing over 5,000 lbs.) includes Class IV trailer hitch receiver; 7-pin wiring harness; upgraded radiator; auxiliary transmission oil cooler; trailer brake controller; upgraded rear bumper; SelectShift Automatic transmission; and chrome-capped PowerScope power-telescoping/-folding trailer tow mirrors with power, heated glass, integrated turn signal indicators and security approach lamps

Off-Road Package (4x4 only) includes 3.55 electronic-locking rear axle; fuel tank, transfer case and front differential skid plates; off-road tuned front shock absorbers; 4x4 Off-Road box decals; and Hill Descent Control

Available Options

Mechanical

3.5L EcoBoost Ti-VCT engine (includes 26-gallon fuel tank on 4x2 and 36-gallon fuel tank on 4x4)

Rear axle – Electronic-locking differential

Interior

Navigation System includes SiriusXM Traffic and Travel Link with 6-month trial subscription

Flooring – Full-coverage rubber floor mats

Exterior

Bedliner – Plastic drop-in

Bedliner – Tough Bed factory-installed spray-in

Box side steps (requires 6½' box)

Cable Lock by Master Lock¹ (replaces cargo box tie-downs)

Crew Chief powered by Telogis¹ – Fleet tracking system² with 1 year of Crew Chief service

Hood deflector – Chrome

Stowable bed extender

Tailgate step

Tonneau cover – Soft-folding by Advantage¹

Wheel-well liners, rear

20" machined aluminum wheels with painted pockets

P275/55R20 BSW tires

P275/55R20 OWL all-terrain tires (4x4)

LT275/65R18 OWL all-terrain tires (4x4; requires Off-Road Package)

¹Ford Licensed Accessory. See your dealer for limited warranty details. ²Some features are unavailable while driving.





PLATINUM

Available Package

Max. Trailer Tow Package (restrictions apply) includes Class IV trailer hitch receiver; 7-pin wiring harness; upgraded radiator; auxiliary transmission oil cooler; trailer brake controller; upgraded rear bumper; SelectShift Automatic[®] transmission; and chrome-capped PowerScope[®] power-telescoping/-folding trailer tow mirrors with power, heated glass, integrated turn signal indicators and security approach lamps

Available Options

Mechanical

3.5L EcoBoost[®] Ti-VCT engine (includes 26-gallon fuel tank on 4x2 and 36-gallon fuel tank on 4x4)

6.2L 2-valve V8 engine

Rear axle – Electronic-locking differential

Interior

Flooring – Full-coverage rubber floor mats

Exterior

Bedliner – Plastic drop-in

Bedliner – Tough Bed[®] factory-installed spray-in

Box side steps (requires 6½' box)

Cable Lock by Master Lock[®] (replaces cargo box tie-downs)

Crew Chief powered by Telogis[®] – Fleet tracking system² with 1 year of Crew Chief service

Power moonroof

Skid plates (4x4; fuel tank, transfer case and front differential)

Stowable bed extender

Tailgate step

Tonneau cover – Soft-folding by Advantage¹

Wheel-well liners, rear

P275/55R20 BSW tires (4x4)



LIMITED

Available Options

Interior

Flooring – Full-coverage rubber floor mats

Exterior

Bedliner – Plastic drop-in

Bedliner – Tough Bed factory-installed spray-in

Hood deflector – Chrome

Exterior (continued)

Stowable bed extender

Tailgate step

Tonneau cover – Soft-folding by Advantage¹

Wheel-well liners, rear

¹Ford Licensed Accessory. See your dealer for limited warranty details. ²Some features are unavailable while driving.





SVT RAPTOR

Available Equipment Group

Equipment Group 801A – RAPTOR Luxury Package includes 40/flow-through console/40, heated and cooled front bucket seats with 10-way power, and driver's side memory feature; dual-zone electronic automatic temperature control; Audio System from Sony® with HD Radio™ and single-CD player; power-tilt/-telescoping steering column; HID headlamps; power-folding, heated sideview mirrors with memory, integrated turn signal indicators, security approach lamps, driver's side auto-dimming feature and body-color mirror caps; power-adjustable pedals with memory feature; Remote Start System; rear view camera; trailer brake controller; universal garage door opener; SYNC® with MyFord Touch® voice-activated, in-vehicle connectivity system, which includes SYNC Services, one 4.2" LCD productivity screen and one 8" LCD touch screen in center stack; and media hub with 2 USB ports, SD card reader and audio visual input jacks + Navigation System includes SiriusXM Traffic and TravelLink with 6-month trial subscription

Available Packages

Box Side Graphics Package

Hood Graphics Package

Interior Color Accent Package (requires 801A) includes unique front leather-trimmed 40/console/40 bucket seats with blue trim inserts, rear 60/40 split bench with blue trim inserts (vinyl on SuperCab, leather on SuperCrew), blue accents on center stack and door-trim panel appliques, and genuine brushed-aluminum appliques on center stack and flow-through center console

RAPTOR Plus Package (800A only) includes rear view camera and trailer brake controller

Available Options

Interior

Front view camera (requires 801A)

Exterior

Bedliner – Plastic drop-in

Bedliner – Tough Bed factory-installed spray-in

Power moonroof (requires 801A)

Stowable bed extender (requires 801A)

Tailgate step (requires 801A)

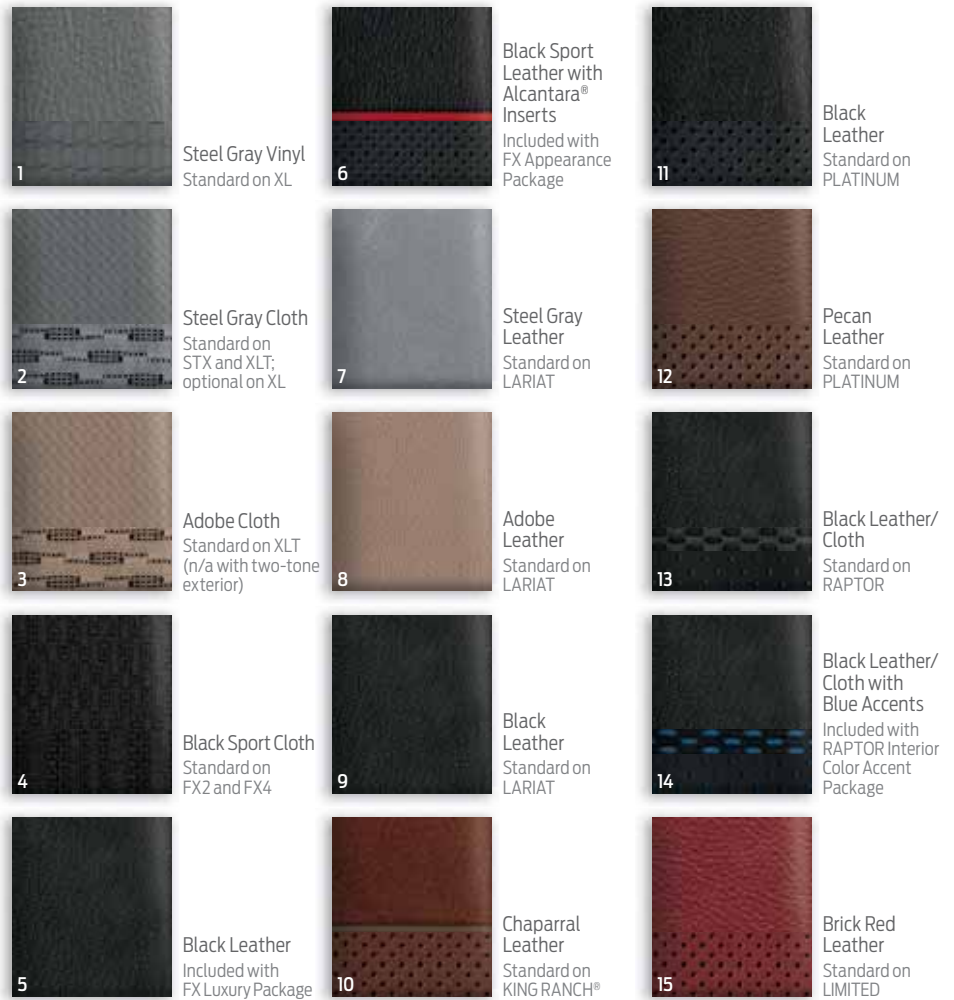
Tonneau cover – Soft-folding by Advantage¹

Wheel-well liners, rear

17" forged-aluminum bead-lock capable wheels



F-150 Optional Features



Exteriors

Interiors

	Two-Tone	XL	STX	XLT	FX2/FX4	LARIAT	KING RANCH®	PLATINUM	SVT RAPTOR	LIMITED
A White Platinum Metallic Tri-coat ¹	■					7, 8, 9	10	11, 12		15
B Oxford White	■ ■	1, 2	2	2, 3	4, 5, 6	7, 8, 9	10		13, 14	
C Ingot Silver Metallic		1, 2	2	2	4, 5, 6	7, 9		11, 12	13, 14	
D Sterling Gray Metallic	■	1, 2	2	2	4, 5, 6	7, 9		11, 12		
E Kodiak Brown Metallic ²	■			3		8, 9	10	11		
F Terrain ²									13	
G Pale Adobe Metallic				3		8, 9				
H Race Red	■		2	2, 3	4, 5, 6				13	
I Ruby Red Metallic Tinted Clearcoat ^{1,2}	■ ■			2, 3	4, 5, 6	7, 8, 9		11, 12		15
J Vermillion Red		1, 2								
K Blue Flame Metallic	■		2	2, 3	4, 5, 6				13, 14	
L Blue Jeans Metallic ²	■ ■	1, 2		2, 3		7, 9	10			
M Green Gem Metallic	■ ■	1, 2		2, 3		7, 8, 9	10			
N Tuxedo Black Metallic	■ ■	1, 2	2	2, 3	4, 5, 6	7, 8, 9	10	11, 12	13, 14	15

■ Ingot Silver Two-Tone Accent exterior with Steel Gray Cloth interior optional on XLT
 ■ Pale Adobe Two-Tone Accent exterior standard on KING RANCH, optional on LARIAT

¹Additional charge. ²New for 2013.
 Colors are representative only. See your dealer for actual paint/trim options.



F-150 Optional Features

XL



17" Gray Styled Steel
Standard



17" 7-Lug Gray Styled Steel
Included on 101A
with Heavy-Duty Payload Package



17" Machined Aluminum
with Painted Accents
Requires 101A



17" 7-Lug Aluminum
Optional on 101A
with Heavy-Duty Payload Package

SVT RAPTOR



17" Painted Aluminum
with Machined Finish
Standard



17" Forged-Aluminum
Bead-Lock Capable
Optional

STX



17" Machined Aluminum
Standard



18" Machined Aluminum
Included on 201A

KING RANCH®



18" 7-Spoke Aluminum
with Painted Accents
Standard



20" Chrome-Clad Aluminum
Included with
KING RANCH Chrome Package



20" Machined Aluminum
with Painted Pockets
Optional

XLT



17" Machined Aluminum
with Painted Accents
Standard



17" 7-Lug Aluminum
Included with
Heavy-Duty Payload Package



18" Chrome-Clad Aluminum
Included on 302A
and XLT Chrome Package



20" Chrome-Clad Aluminum
Optional on 302A

PLATINUM



20" Polished Aluminum
Standard

FX2/FX4



18" Machined Aluminum
Standard



20" 6-Spoke Premium
Painted Aluminum
Optional on 401A and 402A



20" 6-Spoke
Flat-Black-Painted Aluminum
Included with FX Appearance Package

LIMITED



22" Polished Aluminum
Standard

LARIAT



18" Bright Aluminum
Standard



18" Chrome-Clad Aluminum
Included with LARIAT Chrome Package



17" 7-Lug Aluminum
Included with
Heavy-Duty Payload Package



20" 6-Spoke Machined Aluminum
Optional on 501A or 502A



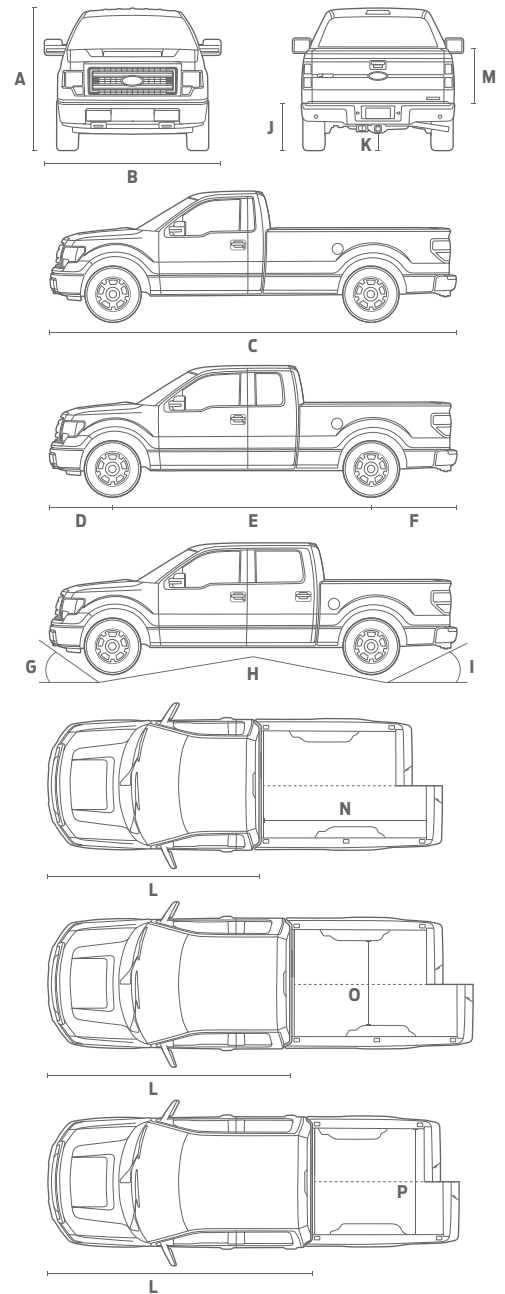
20" Chrome-Clad Aluminum
Optional on 502A
with LARIAT Chrome Package



TECHNICAL SPECIFICATIONS

DIMENSIONS

Exterior	Regular Cab 4x2/4x4	SuperCab 4x2/4x4	SuperCrew 4x2/4x4	SVTRAPTOR 4x4 SuperCab/SuperCrew
A. Height – 5½' box	—	—	75.0"/76.7"	78.5"/78.4"
A. Height – 6½' box	74.8"/76.0"	75.2"/76.1"	74.6"/76.5"	—
A. Height – 8' box	75.0"/76.0"	74.8"/75.7"	—	—
B. Width – Excluding mirrors	79.2"	79.2"	79.2"	86.3"
B. Width – Including standard mirrors	97.0"	97.0"	97.0"	97.0"
B. Width – Including trailer tow mirrors	105.2"	105.2"	105.2"	—
B. Width – Standard mirrors folded	83.5"	83.5"	83.5"	86.3"
C. Length – 5½' box	—	—	231.9"	220.6"/232.1"
C. Length – 6½' box	213.2"	231.9"	243.9"	—
C. Length – 8' box	231.9"	250.4"	—	—
D. Overhang – Front	38.3"	38.3"	38.3"	38.0"
E. Wheelbase – 5½' box	—	—	144.5"	133.3"/145.2"
E. Wheelbase – 6½' box	125.9"	144.5"	156.5"	—
E. Wheelbase – 8' box	144.5"	163.1"	—	—
F. Overhang – Rear	49.0"	49.0"	49.0"	49.3"/48.9"
G. Angle of approach – 5½' box	—	—	22.8°/25.7°	30.3°/30.2°
G. Angle of approach – 6½' box	22.4°/23.8°	23.1°/23.9°	22.4°/25.8°	—
G. Angle of approach – 8' box	22.8°/23.5°	23.1°/23.9°	—	—
H. Ramp breakover angle – 5½' box	—	—	16.2°/16.3°	21.1°/19.5°
H. Ramp breakover angle – 6½' box	17.6°/17.1°	16.8°/15.4°	15.1°/15.4°	—
H. Ramp breakover angle – 8' box	17.0°/15.7°	15.7°/14.1°	—	—
I. Angle of departure – 5½' box	—	—	22.9°/25.1°	22.8°/22.7°
I. Angle of departure – 6½' box	23.9°/25.3°	23.7°/25.0°	22.7°/24.7°	—
I. Angle of departure – 8' box	24.5°/26.1°	23.4°/24.5°	—	—
J. Load floor height – 5½' box	—	—	33.1"/34.8"	36.4"/36.2"
J. Load floor height – 6½' box	34.1"/35.3"	33.8"/34.9"	32.8"/34.5"	—
J. Load floor height – 8' box	34.7"/36.0"	33.5"/34.4"	—	—
K. Ground clearance – 5½' box	—	—	8.3"/9.1"	9.5"/9.3"
K. Ground clearance – 6½' box	8.2"/8.8"	8.6"	8.1"/9.0"	—
K. Ground clearance – 8' box	8.5"/8.8"	8.5"/8.4"	—	—
L. Cab length	126.3"	144.9"	156.7"	145.2"/157.0"
Interior				
1st Row				
Head room	41.0"	41.0"	41.0"	41.0"
Shoulder room	66.6"	65.9"	65.9"	65.9"
Hip room	60.5"	60.5"	60.5"	60.5"
Leg room	41.4"	41.4"	41.4"	41.4"
2nd Row				
Head room	—	39.6"	40.3"	39.7"/40.3"
Shoulder room	—	65.7"	65.5"	65.7"/65.5"
Hip room	—	65.4"	64.6"	65.4"/64.6"
Leg room	—	33.3"	43.5"	33.4"/43.5"
Cargo Box	5½' Box	6½' Box	8' Box	
Volume (cu. ft.)	55.4	65.5	81.3	
M. Inside height	22.4"	22.4"	22.4"	
N. Length at floor	67.0"	78.8"	97.4"	
O. Width at wheelhouse	50.0"	50.0"	50.0"	
P. Maximum width at floor	65.2"	65.2"	65.2"	



CONVENTIONAL TOWING — MAXIMUM LOADED TRAILER WEIGHT RATINGS (lbs.)

Engine	Axle Ratio	GCWR	Regular Cab				SuperCab				SuperCrew					
			126.0" WB 4x2	126.0" WB 4x4	145.0" WB 4x2	145.0" WB 4x4	133.0" WB 4x4	145.0" WB 4x2	145.0" WB 4x4	163.0" WB 4x2	163.0" WB 4x4	145.0" WB 4x2	145.0" WB 4x4	157.0" WB 4x2	157.0" WB 4x4	
3.5L Ti-VCT 4-Valve EcoBoost	3.15	14,000	—	—	8,800	—	—	—	8,600	—	8,400	—	8,500	—	8,400	—
	3.31	14,900 15,100	—	—	9,700	—	9,600	—	9,500	—	9,300	—	9,400	—	9,300	9,100
3.55	15,000	—	—	—	9,800	—	—	—	—	—	—	—	—	—	—	—
	15,200	—	—	—	9,700	—	—	—	9,800	—	9,600	—	—	—	—	—
	15,300	—	—	—	—	—	—	—	—	—	—	—	—	—	—	—
	15,400	—	—	—	—	—	—	—	—	9,700	—	9,600	—	9,800	—	9,700
	15,500	—	—	—	—	—	—	—	—	—	—	—	—	9,600	—	9,500
3.73	13,300	—	—	—	—	—	—	—	—	—	—	—	7,500 ¹	—	—	—
	13,400	—	—	—	—	—	—	—	—	—	—	—	—	7,300 ¹	—	—
	15,200	—	—	—	9,700	—	—	—	—	—	—	—	—	—	—	—
	15,400	—	—	—	—	—	—	—	—	9,700	—	9,600	—	—	—	—
	15,500	—	—	—	—	—	—	—	—	—	—	—	—	—	—	9,500
	16,600	—	—	—	11,300 ²	—	—	—	—	—	—	—	—	—	—	—
	16,900	—	—	—	—	11,300 ²	—	11,300 ³	—	—	—	—	11,300 ³	—	—	—
17,000	—	—	—	—	—	—	—	—	—	11,300 ⁴	—	—	—	11,300 ³	—	
17,100	—	—	—	—	—	—	—	—	—	11,300 ³	—	11,100 ⁴	—	11,200 ³	11,300 ²	11,100 ³ /11,000 ²
4.10	17,100	—	—	—	—	—	—	—	—	11,300 ³	—	11,100 ³	—	11,200 ³	—	11,100 ³

¹LIMITED only. ²Heavy-Duty Payload Package only. ³Max. Trailer Tow Package only. ⁴Requires Heavy-Duty Payload Package or Max. Trailer Tow Package.



TECHNICAL SPECIFICATIONS

POWERTRAINS

	3.7L Ti-VCT 4-Valve V6 FFV	5.0L Ti-VCT 4-Valve V8 FFV	3.5L Ti-VCT 4-Valve EcoBoost®	6.2L VCT 2-Valve V8
Configuration	DOHC	DOHC	DOHC	SOHC
Fuel injection	Sequential Electronic	Sequential Electronic	Direct Injection	Sequential Electronic
Engine control system	Electronic	Electronic	Electronic	Electronic
Induction system	Naturally aspirated	Naturally aspirated	Twin-turbocharged intercooled	Naturally aspirated
Battery	12-volt; 750-CCA/ 78-amp-hr	12-volt; 750-CCA/ 78-amp-hr	12-volt; 750-CCA/ 78-amp-hr	12-volt; 750-CCA/ 78-amp-hr
Cooling system	Pressurized series flow	Pressurized series flow	Pressurized series flow	Pressurized series flow
Cylinders	6	8	6	8
Cylinder head	Aluminum	Aluminum	Aluminum	Aluminum
Block material	Aluminum	Aluminum	Aluminum	Cast iron
Bore/Stroke	3.76"/3.45"	3.63"/3.65"	3.64"/3.45"	4.02"/3.74"
Compression ratio	10.5:1	10.5:1	10.0:1	9.8:1
Horsepower/rpm	302 @ 6,500	360 @ 5,500	365 @ 5,000	411 @ 5,500 ¹
Torque lb.-ft./rpm	278 @ 4,000	380 @ 4,250	420 @ 2,500	434 @ 4,500 ¹
Recommended fuel	Regular unleaded or E85	Regular unleaded or E85	Regular unleaded	Regular unleaded
Transmission	6-speed auto. with tow/haul	6-speed auto. with tow/haul	6-speed auto. with tow/haul	6-speed auto. with tow/haul
2013 EPA-Estimated Fuel Economy				
4x2 city	17 mpg	15 mpg	16 mpg	13 mpg
4x2 hwy	23 mpg	21 mpg	22 mpg	18 mpg
4x2 combined	19 mpg	17 mpg	18 mpg	15 mpg

MECHANICAL

Front Suspension	
Type	Coil-over-shock
Axle (rating @ ground)	3,150 lbs.-4,050 lbs.
Rear Suspension	
Type	Solid axle
Axle (rating @ ground)	3,500 lbs.-4,800 lbs.
Steering	
Assist	Electric power-assisted (n/a with 6.2L V8 engine) Hydraulic power-assisted (6.2L V8 engine only)
Brakes	
Type	4-wheel vented-disc ABS
Front (rotor diameter)	13.8"
Rear (rotor diameter)	13.7"

MAXIMUM PAYLOAD WEIGHT RATINGS (lbs.)

	Max. GVWR	Regular Cab		SuperCab			SuperCrew	
		126.0" WB	145.0" WB	133.0" WB	145.0" WB	163.0" WB	145.0" WB	157.0" WB
3.7L V6 FFV 4x2	6,450	1,710	—	—	—	—	—	—
	6,700	—	—	—	1,600	—	—	—
	6,750	—	1,930	—	—	—	—	—
	6,800	—	—	—	—	—	1,620	—
5.0L V8 FFV 4x2	6,650	1,810	—	—	—	—	—	—
	7,050	—	2,090	—	—	—	—	—
	7,100	—	—	—	1,870	—	1,790	1,700
	7,300	—	—	—	—	1,930	—	—
	8,200	—	3,120 ²	—	—	2,710 ²	—	2,620 ²
3.5L EcoBoost 4x2	7,050	—	2,060	—	1,790	—	—	—
	7,100	—	—	—	—	—	1,750	1,660
	7,300	—	—	—	—	1,920	—	—
	7,400	—	—	—	—	—	1,930 ³	—
	7,500	—	—	—	2,080 ³	—	—	—
	8,200	—	3,100 ²	—	—	1,990 ³	2,700 ²	2,000 ³
6.2L 2-Valve V8 4x2	7,250	—	—	—	—	—	1,480 ⁴	—
	7,400	—	—	—	—	—	1,810	—
	7,500	—	—	—	2,010	—	—	—
	7,550	—	—	—	—	—	—	1,880
3.7L V6 FFV 4x4	6,650	1,670	—	—	—	—	—	—
	6,900	—	—	—	1,510	—	—	—
	6,950	—	1,900	—	—	—	—	—
5.0L V8 FFV 4x4	6,800	1,710	—	—	—	—	—	—
	7,250	—	2,060	—	—	—	—	—
	7,350	—	—	—	1,830	—	1,700	1,570
	7,450	—	—	—	—	1,770	—	—
	8,200	—	2,810 ²	—	—	2,400 ²	—	2,330 ²
3.5L EcoBoost 4x4	7,200	—	1,920	—	1,660	—	1,520	—
	7,350	—	—	—	—	—	—	1,560
	7,450	—	—	—	—	1,780	—	—
	7,650	—	—	—	—	—	1,900 ³	—
	7,700	—	—	—	2,000 ³	1,860 ³	—	1,840 ³
	8,200	—	2,810 ²	—	—	2,390 ²	—	2,310 ²
6.2L 2-Valve V8 4x4	7,050	—	—	980 ⁵	—	—	—	—
	7,350	—	—	—	—	—	1,370 ⁴	—
	7,450	—	—	—	—	—	1,180 ⁵	—
	7,450	—	—	—	—	—	—	—
	7,700	—	—	—	1,950	—	1,860	1,730

CONVENTIONAL TOWING — MAXIMUM LOADED TRAILER WEIGHT RATINGS (lbs.)

Engine	Axle Ratio	GCWR	Regular Cab				SuperCab				SuperCrew					
			126.0" WB 4x2	126.0" WB 4x4	145.0" WB 4x2	145.0" WB 4x4	133.0" WB 4x4	145.0" WB 4x2	145.0" WB 4x4	163.0" WB 4x2	163.0" WB 4x4	145.0" WB 4x2	145.0" WB 4x4	157.0" WB 4x2	157.0" WB 4x4	
3.7L Ti-VCT 4-Valve V6 FFV	3.55	10,400	5,500	—	—	—	—	—	—	—	—	—	—	—	—	
		10,600	—	—	5,600	—	—	—	—	—	—	—	—	—	—	
	3.73	11,500	6,600	6,300	—	—	—	—	—	—	—	—	—	—	—	
		11,700	—	—	6,700	6,500	—	—	6,400	6,100	—	—	6,300	—	—	
5.0L Ti-VCT 4-Valve V8 FFV	3.31	12,900	7,900	—	—	—	—	—	—	—	—	—	—	—	—	
		13,500	—	—	8,400	—	—	—	—	—	—	—	—	—	—	
	3.55	12,900	—	7,600	—	—	—	—	—	—	—	—	—	—	—	
		13,300	8,300	—	—	—	—	—	—	—	—	—	—	—	—	
		13,500	—	—	—	8,100	—	—	—	7,800	—	7,600	8,000	7,700	7,900	7,500
		14,900	—	—	—	9,800	—	—	9,500	—	9,300	—	—	—	—	
	3.73	13,300	—	8,000	—	—	—	—	—	—	—	—	—	—	—	
		14,900	—	—	—	—	—	—	—	—	—	—	—	—	—	
		15,100	—	—	—	—	9,700	—	—	9,400	—	9,200	—	9,300	—	
		15,300	—	—	—	10,000 ²	9,700 ²	—	—	—	9,600 ²	9,300 ²	—	—	9,500 ²	9,200 ²
6.2L VCT 2-Valve V8	3.55	15,500	—	—	—	—	—	—	9,800	—	—	—	—	—	—	
		15,600	—	—	—	—	—	—	—	9,700	—	—	9,800	9,600	9,700	9,500
	3.73	13,500	—	—	—	—	—	—	—	—	—	—	7,500 ⁴	7,300 ⁴	—	—
		17,000	—	—	—	—	—	—	—	—	—	—	—	—	—	—
		17,100	—	—	—	—	—	—	—	11,300	—	—	—	—	—	—
	4.10	12,500	—	—	—	—	—	—	6,000 ⁵	—	—	—	—	—	—	—
14,700		—	—	—	—	—	—	—	—	—	—	—	—	8,000 ⁵	—	

¹6.2L hp and torque achieved with premium fuel. ²Heavy-Duty Payload Package only. ³Max. Trailer Tow Package only. ⁴LIMITED only. ⁵SVT RAPTOR only.





QUALITY, GREEN, SAFE AND SMART.

ford.com

New Vehicle Limited Warranty. We want your Ford F-150 ownership experience to be the best it can be. Under this warranty, your new vehicle comes with 3-year/36,000-mile bumper-to-bumper coverage, 5-year/60,000-mile Powertrain Warranty coverage, 5-year/60,000-mile safety restraint coverage, and 5-year/unlimited-mile corrosion (perforation) coverage – all with no deductible. Please ask your Ford Dealer for a copy of this limited warranty. □ **Roadside Assistance.** Covers your vehicle for 5 years or 60,000 miles, so you have the security of knowing that help may be only a phone call away should you run out of fuel, lock yourself out of the vehicle or need towing. Your Ford Dealer can provide complete details on all of these advantages. □ **Ford Credit.** Get the ride you want. Whether you plan to lease or finance, you'll find the choices that are right for you at Ford Credit. Ask your Ford Dealer for details or check us out at fordcredit.com. □ **Ford Extended Service Plan.** For a purchase or lease, the Ford Extended Service Plan (ESP) gives you "Peace-of-Mind" protection designed to cover key vehicle components and protect you from the cost of unexpected repairs. Ask your dealer for a Ford ESP, the only service contract backed exclusively by Ford and honored at all Ford Lincoln dealerships. □ **Insurance Services.** Get Ford Motor Company quality in your auto insurance. Our program offers industry-leading benefits and competitive rates. Call 1-877-367-3847, or visit us at fordvip.com for a no-obligation quote. Insurance offered by American Road Services Company (in CA, American Road Insurance Agency), a licensed agency and subsidiary of Ford Motor Company. □ **Genuine Ford Accessories** will be warranted for whichever provides you the greatest benefit: 12 months or 12,000 miles (whichever occurs first), or the remainder of your Bumper-to-Bumper 3-year/36,000-mile New Vehicle Limited Warranty. Ford Licensed Accessories (FLA) are warranted by the accessory manufacturer's warranty. FLA are fully designed and developed by the accessory manufacturer and have not been designed or tested to Ford Motor Company engineering requirements. Contact your Ford Dealer for details and/or a copy of all limited warranties.

Follow Ford:

