

2009 BMW
1 Series Convertible



The Ultimate
Driving Machine®

128i
135i



**Convertibles are made for the sun.
This one is made for the billions of other stars too.**



You, the road, the sky. One.



So intelligent, it controls the climate
even when the top is down.



BMW precision: The logical side of passion.



**The 1 Series Convertible:
A great way to stay open to fresh ideas.**

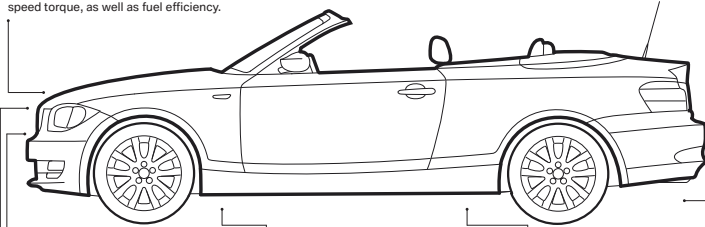


This is how much has gone in.

At BMW, we create dynamic vehicles that thrill you with quick acceleration, predictable handling and unshakable control. We are also busy finding ways to sustain this level of performance while incorporating innovative fuels and technologies to help preserve the environment. This is what we refer to as "EfficientDynamics." This goal has led to the visionary CleanEnergy hydrogen-powered engine, which is currently used in the BMW Hydrogen 7 Sedan. BMW Advanced Diesel with BluePerformance, which offers diesel power with quick acceleration, increased fuel efficiency and reduced emissions, is being introduced to the U.S. in select models in 2009. In fact, every BMW on the road today comes standard with technology that boosts performance while simultaneously reducing fuel consumption and CO₂ emissions.

Double-VANOS

VANOS is BMW's valve timing system that can "steplessly" vary the points in the combustion cycle when valves open and close. Double-VANOS refers to the fact that it operates on both the intake and exhaust camshafts. Electronically controlled in response to engine speed, load and temperature, VANOS reduces emissions, and enhances low- to medium-speed torque, as well as fuel efficiency.



Valvetronic

Instead of using a traditional throttle, Valvetronic technology in the 128i lets the engine breathe more easily by varying the lift height of the valves to regulate air intake. The result: improved cold starts, smoother running, and a significant drop in fuel consumption. Using revolutionary technology such as this, BMW has improved its overall average fuel economy more than any other manufacturer.

Twin-turbocharged engine

Benefiting from BMW's twin-turbocharging technology, the 300-hp 135i delivers quick acceleration without any "turbo-lag." Fuel economy is strong, as well, thanks to precise piezo direct fuel injection.

Efficient transmissions

The 1 Series Convertible offers two 6-speed transmissions: a smooth-shifting manual, and an equally fuel-efficient STEPTRONIC automatic transmission.

Lightweight construction

Our engineers use lightweight aluminum throughout our vehicles – in the front section, for example, or for the suspension. BMW's inline six-cylinder twin-turbo engine is all aluminum; the naturally aspirated inline six is an aluminum/magnesium composite – the lightest in its class. Taken together, these weight savings lead to lower fuel consumption and better axle load distribution for more agility – especially in curves.

And this is what comes out.

BMW models have low CO₂ emissions today. But that's just for starters. We're carrying on our research in the quest to bring you greater driving pleasure, with fewer emissions and decreased fuel consumption.

Recommended color combinations

Interior colors	Leatherette ¹		Boston Leather ²				
	Taupe	Black	Savanna Beige/Black	Taupe	Gray	Coral Red/Black	Black
Upholstery colors							
Exterior colors							
300 Alpine White Non-metallic ¹		●△◆	●△◆	◆◆	●△◆	◆◆	●△◆ ◆◆
A61 Crimson Red Non-metallic ¹		●△◆	●△◆	◆◆	●△◆	◆◆	◆◆ ●△◆
668 Jet Black Non-metallic ¹		●△◆	●△◆	◆◆	●	◆◆	●△◆ ●△◆
354 Titanium Silver Metallic ³			◆◆			◆◆	●△◆ ◆◆
A72 Cashmere Silver Metallic ³		●△◆	●△◆		●△◆		●△◆ ●△◆
A52 Space Gray Metallic ³		◆◆	◆◆		◆◆	◆◆	◆◆ ◆◆
A35 Monaco Blue Metallic ³		●△◆	●△◆	◆◆	●△◆	◆◆	◆◆ ●△◆
A51 Montego Blue Metallic ³		●△◆	●△◆	◆◆	●△◆	◆◆	◆◆ ●△◆
896 Blue Water Metallic ³		●△◆	●△◆	◆◆	●△◆	◆◆	◆◆ ●△◆
475 Black Sapphire Metallic ³		●△◆	●△◆	◆◆	●△◆	◆◆	●△◆ ●△◆
Interior trims							
4AS Gray Poplar Wood ⁴							
4A3 Light Burl Walnut Wood ⁵							
4AT High-Gloss Black ⁶							

¹ Standard.

² Optional, and included in optional Premium Package.

³ Metallic exterior paint: Optional.

⁴ Standard in 135i; optional in 128i and available as a no-cost choice in optional 128i Premium Package.

⁵ Available as a no-cost option in 135i; optional in 128i and available as a no-cost choice in optional 128i Premium Package.

⁶ Standard in 128i; available as a no-cost option in 135i.

Softtop colors

- Black (standard)
- △ Taupe (no-cost option)
- ◆ Moonlight Black (optional)

■ Standard equipment

□ Optional equipment



■ / □ **Xenon Adaptive Headlights** provide brilliant clarity of the road ahead and to the side at night and in conditions with poor visibility. The dynamic auto-leveling feature adjusts for varying passenger and cargo loads, helping to keep headlight glare out of the eyes of oncoming drivers. BMW Adaptive Headlights provide optimum road illumination around corners, thanks to an electromechanical control system that directs the headlights into and around the bend as soon as the vehicle begins cornering. The Corona headlight-rings that circle both headlights and high beams also act separately as Daytime Running Lights and parking lights. (std. on 135i; opt. on 128i)



■ **Foglights** integrated into the deep front spoiler of the 128i enhance your margin of safety in bad visibility. The halogen free-form technology ensures even light distribution on the road. (not available on 135i)




□ **Ambiance light package** includes lights in the exterior door handles that radiate downward whenever the doors are unlocked. They illuminate the area outside the doors for approximately 20 seconds to enable safe vehicle access in the dark. Also included are front and rear reading lights, front footwell illumination, vanity mirror lights for driver and front passenger, and ambiance interior lighting.



■ **Rear taillights** are made up of three separate high performance LED strips consisting of multiple rows of long-life LED indicators. The LEDs in each taillight unit provide greater illumination compared to the brightness provided by traditional bulbs.

■ Standard equipment

□ Optional equipment



■ **Adaptive Brake Lights** increase vehicle visibility and signal the intensity of your braking action. In the event of an emergency stop, the illuminated area of the brake lights is increased, so traffic following behind you is warned to stop quickly.



■ **Rain sensor** uses infrared light to measure the amount of rain. When the wipers are in the "intermittent" mode, the rain sensor automatically adjusts the windshield wiping interval as needed. **Automatic headlight control** (not shown), included with rain sensor, activates headlights by means of a sensor that responds to darkness.



■ **Power-folding exterior side-view mirrors** automatically dim when reflecting bright lights, helping to eliminate glare when driving at night.



■ **Door sill** with BMW insignia and polished chrome inlay adds a personal touch to the 1 Series Convertible.



■ **Convertible softtop** (shown here in optional Moonlight Black, with its eye-catching silver effect), is fully automatic and features a multi-layered lining that helps reduce wind and road noise while providing enhanced insulation.



■ **Heated rear window** is made of scratch- and dirt-resistant glass, providing a clear view to the rear in all weather conditions.

■ Standard equipment

□ Optional equipment



□ **Star Spoke (Style 264) light alloy wheels and run-flat¹ performance tires.²** In front: 18 x 7.5 wheels and 215/40 tires; in back: 18 x 8.5 wheels and 245/35 tires.³ (included in 135i Sport Package)



■ **16 x 7.0 V-Spoke (Style 255) light alloy wheels with 205/55 run-flat¹ all-season tires.** (std. on 128i)



□ **Star Spoke (Style 262) light alloy wheels and run-flat¹ performance tires.²** In front: 17 x 7.0 wheels and 205/50 tires; in back: 17 x 7.5 wheels and 225/45 tires.³ (included in 128i Sport Package)



■ **17 x 7.0 Star Spoke (Style 142) light alloy wheels with 205/50 run-flat¹ all-season tires.** (std. on 135i)

¹ Run-flat tires do not come equipped with spare tire and wheel.

² Performance tires are not recommended for driving in snow and ice.

³ Due to low-profile tires, please note: wheels, tires and suspension parts are more susceptible to road hazard and consequential damages.

■ Standard equipment

□ Optional equipment



■ **Three-spoke leather-wrapped multi-function steering wheel** lets you keep both hands on the wheel while adjusting various comfort functions, such as controls for audio system and hands-free phone controls (if so equipped).



□ **Three-spoke, leather-wrapped multi-function M sport steering wheel**⁴ lets you keep both hands on the wheel while adjusting various comfort functions. Optional Voice Command (included with optional Navigation system) can be used to change a number of selections and entries.

⁴ M sport steering wheel included in 135i Sport Package only. When the Sport Package and optional STEPTRONIC automatic transmission are ordered, optional steering-wheel-mounted paddle shifters are automatically included.



■ **Engine Start/Stop button**⁵ and remote key control the engine. First, insert the remote key into the starter switch slot. After the electronic identification system confirms that it is the correct remote key, you can start (or later, turn off) the engine by pressing the Start/Stop button.

⁵ Foot must be on brake; with manual transmission, clutch must also be depressed in order to start.



■ **Cruise Control** lets you store and keep to a chosen speed above 20 mph. It is activated via the left-hand steering column switch and deactivated by applying the brakes or via the switch.⁶

⁶ Cruise Control is not a substitute for the driver's own responsibility in adjusting speed and otherwise controlling the vehicle. Due to road, traffic and visibility conditions, the driver decides whether and how the system is used.

■ Standard equipment

□ Optional equipment



□ **Park Distance Control** uses ultrasonic sensors in the rear bumper to help you judge the distance to other cars and unseen objects when parking. The beeping becomes faster as your bumper approaches the object, turning into a constant tone when the distance is less than 12 inches.

Shown with optional Navigation system.



■ **Instrument panel** features a red backlit speedometer and tachometer. Centered between the two easy-to-read analog instruments is the on-board computer (see at right) with liquid crystal display providing additional important driving information.



■ The **on-board computer** with Check Control provides feedback on the vehicle's operating status: oil level indicator and distance to next service appointment/oil change, as well as other detailed information, such as spark plug and micro-filter status. It also provides travel information: travel range on remaining fuel, external temperature, and more.



□ **Steering wheel-mounted paddle shifters** allow you to shift gears manually without a clutch. This optional feature comes included in the 1 Series Coupe when it is equipped with optional STEPTRONIC automatic transmission and optional Sport Package.



□ **6-speed STEPTRONIC automatic transmission** provides a choice of three modes: "Drive," which incorporates BMW's Adaptive Transmission Control; "Sport" automatic, for a more dynamic shift pattern; and STEPTRONIC automatic, for the hands-on control of a manual without using a clutch.



■ **6-speed manual transmission** delivers a precise, athletic feel. Its responsiveness is due, in part, to the enhanced synchronization of shifts from neutral to each gear. A shortened shift lever and "throw" add to the sporty feel of the gearbox. The sixth gear drops revs at highway speeds for smooth cruising.



■ **Power softtop roof control switch** for fully automatic opening and closing of the roof is within arm's reach of the driver and front passenger. Softtop will open and close while traveling at speeds of up to 25 mph.

■ Standard equipment

□ Optional equipment



■ **Auxiliary input port** lets you connect an external audio source, such as an iPod® or MP3 player.

□ **iPod and USB adaptor** lets you scroll through and select the music you want by using the vehicle's radio controls or the multi-function steering wheel buttons. Music titles are displayed on the radio or Navigation screen.



■ **BMW anti-theft AM/FM stereo CD/MP3 player audio system** includes Radio Data System (RDS), Auto-Store, and 3-channel FM diversity antenna; reads/displays song title and other information.



□ **Premium Hi-Fi anti-theft AM/FM stereo CD/MP3 sound system** with upgraded speakers (including two subwoofers), Radio Data System (RDS), Auto-Store and three-channel FM diversity antenna. Displays MP3 song title and artist. The Digital Sound Processor (DSP) can make the interior sound like a jazz club, concert hall or cathedral.



■ **Automatic climate control system** allows occupants to select a specific cabin temperature and choice of fan speeds, as well as automatic or manual airflow and recirculation. "Convertible" mode also reacts to exterior temperature and sunlight. The automatic recirculation control activates whenever certain air pollutants are detected. The system also includes defrost/demist and MAX A/C functions.

■ Standard equipment

□ Optional equipment



■ **Cupholders** integrated into the center console are located within convenient reach of the driver and front passenger (as shown). See at right for description of cupholders in vehicles with optional Navigation system.



□ **Cupholders** in vehicles with the optional Navigation system are located on the center console and in the passenger footwell. The console-mounted cupholder is detachable for stowing in the glove compartment.



■ **Front armrest** with integrated storage compartment folds up to allow access to the front cupholder(s), shown at far left, and Auxiliary input port shown on page 20.



□ **Eight-way adjustable front sport seats**, included in the Sport Package, make the driving experience more enjoyable. Side bolsters can be power-adjusted to fit your back comfortably while helping to hold you firmly in place during tight cornering. Includes two-way headrests and thigh support for added support. (Shown with optional Taupe Boston Leather upholstery and iDrive.)

■ Standard equipment

□ Optional equipment



■ **Standard front seats**, shown here with optional Black Boston Leather upholstery, offer 8-way manual adjustment, including 2-way headrests. The front passenger seat also includes manual height adjustment.



■ **ISOFIX child seat attachment** on the rear seats provides secure, safe attachment of a child seat with clip-in plug connectors, plus additional fastening points on the upper part.



□ **Heated front seats** are a welcome feature for driver and front passenger in cooler weather. By pressing the icon button, seat surface and backrest are heated and quickly radiate comfortable warmth in your choice of three settings. (Heated front seats are also included in the Cold Weather Package.)



□ **Power seat adjustments** included with 8-way power front seats allow customized comfort and convenience for driver and front passenger. The two-setting memory system automatically adjusts the driver's seat and side-view mirror positions, with individual preferences available at your fingertips.



□ **Lumbar support** for front seats adds four-way power-adjustable comfort for the lower back. Lumbar support can be adjusted up/down and in/out. (included in opt. Premium Package)



□ **Through-loading hatch** opening includes a **cargo bag** to protect skis, snowboards, and other long items being transported. The cargo bag also serves to protect the interior cabin and trunk surfaces as well. The removable section of the backrest can be laid down and will remain securely in place. (opt. and included in Cold Weather Package)



□ **Comfort Access system** offers convenient keyless access to your car. Simply carrying the remote key in a pocket or purse allows you to unlock the doors by touching the door handle. You can also turn the engine on or off by pressing the Start/Stop button¹ without inserting the remote key.

¹Foot must be on the brake; with manual transmission, clutch must also be depressed in order to start.

Cold Weather Package: Get to the slopes – or just get around town – in added comfort with the 1 Series Cold Weather Package. Front seat occupants will enjoy the pleasure of three-stage heated seats and the driver will have the added comfort of the heated multi-function steering wheel¹ on those days when the weather turns colder. High-intensity headlight washers² help maintain optimal nighttime visibility in all weather and driving conditions, and the ski bag is a must for protecting skis, poles and other long objects.

¹ Heated multi-function steering wheel optional in 135i; not available with 135i Sport Package.

² Retractable headlight washers standard in 135i.



Transport bag allows clean and secure transport of four pairs of skis and ski poles as well as other long items. When the transport bag is not extended, it can be stored out of sight to save space, and the fold-down center armrest can be left down for use.



Heated front seats are a welcome feature for driver and front passenger in cooler weather. By pressing the icon button, seat surface and backrest are heated and quickly radiate comfortable warmth in your choice of three settings. (Heated front seats are also available as an optional item.)

Sport Package: Inject more excitement into every minute spent behind the three-spoke, leather-wrapped multi-function sport steering wheel.³ Specially bolstered eight-way adjustable sport seats cradle you comfortably while holding you firmly in place during sporty driving maneuvers. Eye-catching shadowline trim around the windows and door sills add to the Coupe's sporty appearance. In the 135i, larger rear wheels and run-flat⁴ performance tires⁵ team up with the sport-tuned suspension to grip corners with a vengeance.

³ When equipped with optional STEPTRONIC automatic transmission and optional Sport Package, also comes with steering wheel-mounted paddle shifters.

⁴ Run-flat tires do not come equipped with spare tire and wheel.

⁵ Performance tires are not recommended for driving in snow and ice. Due to low-profile tires, please note: wheels, tires and suspension parts are more susceptible to road hazard and consequential damages.



Star Spoke (Style 264) light alloy wheels and run-flat⁴ performance tires.⁵

In front: 18 x 7.5 wheels and 215/40 tires; in back: 18 x 8.5 wheels and 245/35 tires.⁵ (included in 135i Sport Package)



Eight-way adjustable front sport seats make the driving experience more enjoyable. Side bolsters can be power-adjusted to fit your back comfortably while helping to hold you firmly in place during tight cornering. Includes two-way headrests and thigh support for added support. (Shown with optional Taupe Boston Leather upholstery.)

Three-spoke, leather-wrapped multi-function M sport steering wheel⁶ lets you keep both hands on the wheel while adjusting various comfort functions, such as changing the radio, CD selections and volume. Optional Voice Command (included with optional Navigation system) can be used to change radio stations and audio selection, Navigation system destinations, and (accessory) telephone entries.

⁶ M sport steering wheel included in 135i Sport Package only. When the Sport Package and optional STEPTRONIC automatic transmission are ordered, optional steering-wheel-mounted paddle shifters are automatically included.



In the **Premium Package**, eight-way power-adjustable front seats, upholstered in supple Boston Leather, offer the customized comfort of four-way lumbar support. At night you'll appreciate the enhanced visibility afforded by the **Ambiance light package**, the auto-dimming function of the rear-view mirror (which also includes a digital compass), and the power-adjustable folding exterior side-view mirrors. **BMW Assist™** offers roadgoing peace of mind, while **Bluetooth®** wireless technology lets you keep in touch without taking your eyes from the road. And the integrated three-button Universal garage-door opener takes the place of up to three separate remote-control devices, helping to eliminate clutter.



Ambiance light package includes lights in the exterior door handles that radiate downward whenever the doors are unlocked, illuminating the area outside the doors for approximately 20 seconds to enable safe vehicle access in the dark. Also included are front and rear reading lights, front footwell illumination, vanity mirror lights for driver and front passenger, and **ambiance interior lighting**.



Power-folding exterior side-view mirrors automatically dim when reflecting bright lights, helping to eliminate glare when driving at night.



The **automatic-dimming inside rear-view mirror** darkens in response to the bright headlights of vehicles behind you. The easy-to-read digital compass, integrated into the mirror, is a convenient way to constantly keep your bearings while driving.



BMW Assist⁷ and **Bluetooth®** system offers hands-free calling through your BMW-approved **Bluetooth** phone. The BMW Assist Safety Plan is included for four years, providing Automatic Collision Notification, Emergency and Roadside Assistance, Door Unlock, Stolen Vehicle Recovery, TeleService and more.

⁷ The optional Convenience Plan offers Directions, Traffic, Weather, Critical Calling and Concierge services.



Power seat adjustments included with 8-way power front seats allow customized comfort and convenience for driver and front passenger. The two-setting memory system automatically adjusts the driver's seat and side-view mirror positions, with individual preferences available at your fingertips.



Lumbar support for front seats adds four-way power-adjustable comfort for the lower back. Lumbar support can be adjusted up/down and in/out.

■ Standard equipment □ Optional equipment

Exclusively in the BMW 135i Convertible: a wealth of unique styling and performance enhancers come standard. An enhanced DSC system, specially calibrated sport suspension and sporty throttle character help make the most of its 300-hp twin-turbo engine. The over-size ventilated disc brakes provide uncanny stopping power for the Star Spoke (Style 142) light alloy wheels (17 x 7.0 front/17 x 7.5 rear) and 205/50 front, 224/45 rear run-flat all-season tires.¹ A special front apron with functional air intakes adds to the 135i's handling, while the Aerodynamic kit, which includes side skirts and a sporty rear apron, lends it an even more distinctive, chiseled look.

¹ Run-flat tires do not come equipped with spare tire and wheel.



■ **Front apron** sits below the BMW double kidney-shaped grille with chrome slats. This feature, which brings a constant flow of fresh air to the engine, adds to the front's impressive athletic profile. The central air intake is flanked by two side air intakes that cool the brakes. Two side flaps accentuate the broad front.



■ **Rear apron** not only adds to the sporty look of the 135i Convertible, it helps to reduce drag at higher speeds.



■ **High-performance disc brakes**, with inner ventilation and "BMW" painted on the calipers (6-piston calipers in front/2-piston calipers in the rear) measure 13.3" front/12.8" rear. Designed for high-performance driving, their large diameters help provide shorter braking distances and superior stopping ability.



■ **Black chrome-plated double tailpipe** is standard on the 135i Convertible's exhaust system.



■ **Dashboard** features easy-to-read numbers with special scales that include additional display ranges in the instrumentation.



□ **Steering wheel-mounted paddle shifters**, shown with the three-spoke, leather-wrapped multi-function M sport steering wheel, allow you to shift gears manually without a clutch. This optional feature comes included in the 1 Series Convertible when it is equipped with optional STEPTRONIC automatic transmission and optional Sport Package.

Performance and efficiency	128i	135i
3.0-liter dual overhead cam (DOHC), 24-valve inline 230-hp 6-cylinder engine with composite magnesium/aluminum engine block, Valvetronic, and Double-VANOS steplessly variable valve timing	●	
3.0-liter dual overhead cam (DOHC), 24-valve inline turbocharged 300-hp 6-cylinder engine with twin-turbo technology, piezo fuel injection, and Double-VANOS steplessly variable valve timing		●
Electronic throttle control	●	●
6-speed manual transmission	●	●
6-speed STEPTRONIC automatic transmission with Adaptive Transmission Control	○	○
Steering wheel-mounted paddle shifters ¹	○	○

Handling, ride and braking		
Dynamic Stability Control (DSC), including Brake Fade Compensation, Start-off Assistant, Brake Drying, and Brake Stand-by features, with Dynamic Traction Control (DTC)	●	●
Extensive aluminum componentry, including front suspension components (forged-aluminum lower arms); subframe; steering rack; and brake components	●	●
Aluminum double-pivot spring and strut-type suspension	●	●
Five-link fully independent rear suspension in lightweight steel	●	●
Front and rear anti-roll (stabilizer) bars	●	●
Twin-tube gas-pressure shock absorbers	●	●
Sport suspension calibration	□	●
4-wheel ventilated anti-lock disc brakes with Dynamic Brake Control (DBC)	●	●
Active Steering		○
Increased top-speed limiter	□	□

Exterior and aerodynamics		
16 x 7.0 V Spoke (Style 255) light alloy wheels and 205/55 run-flat ² all-season tires	●	
17 x 7.0 Star Spoke (Style 142) light alloy wheels and 205/50 run-flat ² all-season tires		●
Star Spoke (Style 262) light alloy wheels, 17 x 7.0 front, 17 x 7.5 rear; 205/50 front, 225/45 rear run-flat ² performance tires ^{3, 4}	□	
Star Spoke (Style 264) light alloy wheels, 18 x 7.5 front, 18 x 8.5 rear; 215/40 front, 245/35 rear run-flat ² performance tires ^{3, 4}		□
Xenon Adaptive Headlights with auto-leveling, and Cornering Lights	○	●
Halogen free-form front foglights	●	
High-intensity headlight washers	★	●
Heated dual power mirrors and heated windshield washer jets	●	●
Chrome-plated exhaust tips	●	
Black chrome-plated exhaust tips		●
Gray-band windshield	●	●
Fully lined power-folding automatic softtop with heated glass rear window and electric rear defroster	●	●
Black softtop	●	●
Taupe softtop	▲	▲
Moonlight Black (Anthracite with silver effect) softtop	○	○
Aerodynamic kit		●
Chrome-line exterior trim	●	●
Shadowline exterior trim	□	□
Metallic paint	○	○

- Standard
- Optional
- Included in Sport Package
- ◇ Included in Premium Package
- ★ Included in Cold Weather Package
- ▲ No-cost option

¹ Requires and is automatically added with optional Sport Package and STEPTRONIC automatic transmission.

² Run-flat tires do not come equipped with spare tire and wheel.

³ Due to low-profile tires, please note: wheels, tires and suspension parts are more susceptible to road hazard and consequential damages.

⁴ Performance tires are not recommended for driving in snow and ice.

⁵ Optional power seats or Premium Package required.

⁶ If equipped with optional Premium Package or BMW Assist™ Safety Services with **Bluetooth®** wireless technology. Requires BMW-approved **Bluetooth** enabled mobile phone.

Interior seating and trim	128i	135i
8-way adjustable front seats, including 2-way headrests	●	●
Manual height adjustment for front passenger seat	●	●
8-way power front seats with 2-way manual headrests and driver memory with 2 presets for seat and exterior mirror positions	○/◇	○/◇
8-way adjustable front sport seats with adjustable side bolsters, 2-way headrests and thigh support	□	□
8-way power front sport seats with adjustable side bolsters, 2-way manual headrests and thigh support, and driver memory with 2 presets for seat and exterior mirror positions ⁵	□	□
4-way adjustable power lumbar support for front seats	◇	◇
Leatherette upholstery	●	●
Boston Leather upholstery	○/◇	○/◇
High-Gloss Black trim	●	▲
Gray Poplar Wood trim	○/◇	●
Light Burl Walnut Wood trim	○/◇	▲
3-stage heated front seats	○/★	○/★
3-spoke leather-wrapped multi-function sport steering wheel with audio and hands-free phone ⁶ controls	●	●
3-spoke M leather-wrapped multi-function sport steering wheel with audio and hands-free phone ⁶ controls		□

Comfort and convenience		
Engine Start/Stop button	●	●
Comfort Access keyless entry with multi-function remote control	○	○
Automatic climate control – includes micro-filter, automatic air recirculation, left/right temperature control, “Convertible” mode, MAX A/C, heat at rest, and recall of individual user settings	●	●
Front-door storage compartments	●	●
Front-seat center armrest	●	●
Front-seat cupholders	●	●
Tilt/telescopic steering-wheel column	●	●
Park Distance Control (PDC) (rear only)	○	○
Interior and power-adjustable folding exterior mirrors with automatic-dimming function	◇	◇
Digital interior mirror compass	◇	◇
Power front windows with “one-touch” up/down operation	●	●
Cruise Control	●	●
Ambiance light package, including BMW Ambiance interior lighting	◇	◇
Through-loading system with integrated transport bag	○/★	○/★
Rain-sensing windshield wipers and Automatic headlight control	●	●
Integrated 3-button Universal garage-door opener	◇	◇

Instrumentation and controls		
Service Interval Indicator with miles-to-service readout	●	●
Check Control vehicle monitor system with pictogram display, oil status display, and Condition Based Service indicator	●	●
Tire Pressure Monitor	●	●
On-board computer with Check Control – provides feedback on the vehicle’s operating status: oil level indicator and distance to next service appointment/oil change, as well as other detailed information, such as spark plug and micro-filter status. It also provides travel information – travel range on remaining fuel, external temperature, and more	●	●
BMW Navigation system with Voice Command System and Real Time Traffic Information (where available); iDrive system with high-function on-board computer and Controller, with 6 programmable memory keys	○	○

- Standard
- Optional
- Included in Sport Package
- ◇ Included in Premium Package
- ★ Included in Cold Weather Package
- ▲ No-cost option

Audio system	128i	135i
Anti-theft AM/FM stereo CD/MP3 player audio system with 10 speakers, Radio Data System (RDS), Auto-Store and 3-channel FM diversity antenna	●	●
Premium Hi-Fi anti-theft AM/FM stereo CD/MP3 player audio system with upgraded speakers (including 2 subwoofers), Digital Sound Processing (DSP), Radio Data System (RDS), Auto-Store and 3-channel FM diversity antenna; displays MP3 song title and artist	○	○
Auxiliary audio input for portable music players located in the center armrest	●	●
SIRIUS Satellite Radio with one-year subscription	○	○
iPod® and USB adaptor (includes cable connector)	○	○
HD Radio™ with "multicast" FM station reception.	○	○

Safety and security		
Anti-lock braking system (ABS)	●	●
Adaptive Brake Lights	●	●
BMW's Advanced Safety System for integrated deployment of passive and active safety systems	●	●
Rollover Protection System	●	●
Driver's and passenger's front airbag supplemental restraint system (SRS) with advanced technology: dual-threshold, dual-stage deployment; and front-passenger seat sensors designed to prevent unnecessary airbag deployment	●	●
Front passenger seat-occupation recognition with Passenger's Airbag Off indicator	●	●
Automatic safety-belt pretensioners at front seating positions	●	●
Front-seat-mounted side-impact airbags	●	●
Interlocking door anchoring system to help protect against door intrusion in side impacts	●	●
Central locking system with center console switch (leaves gas filler door unlocked), double-lock feature and 2-step unlocking	●	●
Coded Driveway Protection	●	●
Automatic-locking retractors (ALR) on all passenger-seat safety belts for installation of child-restraint seat	●	●
LATCH attachments for child-restraint safety installation in rear seats	●	●
Crash sensor that automatically turns on hazard lights and interior lights, and unlocks doors	●	●
Programmable Daytime Running Lights	●	●
BMW Assist™ with Bluetooth ® wireless technology for hands-free calling (with Bluetooth enabled mobile phone), phonebook downloading and speech recognition capabilities	○/◇	○/◇

BMW Services		
BMW Ultimate Service™	●	●

Cold Weather Package		
Transport bag	★	★
3-stage heated front seats	★	★
High-intensity headlight washers	★	●
Heated steering wheel ⁸	★	○

- Standard
- Optional
- Included in Sport Package
- ◇ Included in Premium Package
- ★ Included in Cold Weather Package
- ▲ No-cost option

⁸ Not available with 135i Sport Package.

⁹ Run-flat tires do not come equipped with spare tire and wheel.

¹⁰ Performance tires are not recommended for driving in snow and ice. Due to low-profile tires, please note: wheels, tires and suspension parts are more susceptible to road hazard and consequential damages.

¹¹ Optional power seats or Premium Package required.

¹² If equipped with optional Premium Package or BMW Assist™ Safety Services with **Bluetooth** wireless technology. Requires BMW-approved **Bluetooth** enabled mobile phone.

¹³ Requires and is automatically added with optional Sport Package and STEPTRONIC automatic transmission.

Premium Package	128i	135i
8-way power front seats with 2-way manual headrests and driver memory with 2 presets for seat and exterior mirror positions	◇	◇
4-way adjustable power lumbar support for front seats	◇	◇
Boston Leather upholstery	◇	◇
Interior and power-adjustable folding exterior mirrors with automatic-dimming function	◇	◇
Digital interior mirror compass	◇	◇
Ambiance light package, including BMW Ambiance interior lighting	◇	◇
Integrated 3-button Universal garage-door opener	◇	◇
BMW Assist™ with Bluetooth ® wireless technology for hands-free calling (with Bluetooth enabled mobile phone), phonebook downloading and speech recognition capabilities	◇	◇
Wood interior trim	○◇	●

Sport Package		
Star Spoke (Style 262) light alloy wheels, 17 x 7.0 front, 17 x 7.5 rear; 205/50 front, 225/45 rear run-flat ⁹ performance tires ¹⁰	□	
Star Spoke (Style 264) light alloy wheels, 18 x 7.5 front, 18 x 8.5 rear; 215/40 front, 245/35 rear run-flat ⁹ performance tires ¹⁰		□
8-way adjustable front sport seats with adjustable side bolsters, 2-way headrests and thigh support	□	□
8-way power front sport seats with adjustable side bolsters, 2-way manual headrests and thigh support, and driver memory with 2 presets for seat and exterior mirror positions ¹¹	□	□
Sport suspension calibration	□	●
3-spoke M leather-wrapped multi-function sport steering wheel with audio and hands-free phone ¹² controls		□
Steering wheel-mounted paddle shifters ¹³	○	○
Shadowline exterior trim	□	□

Stand-alone Optional Equipment		
6-speed STEPTRONIC automatic transmission with Adaptive Transmission Control	○	○
Steering wheel-mounted paddle shifters ¹³	○	○
Active Steering		○
Xenon Adaptive Headlights with auto-leveling, and Cornering Lights	○	●
Metallic paint	○	○
8-way power front seats with 2-way manual headrests and driver memory with 2 presets for seat and exterior mirror positions	○◇	○◇
Boston Leather upholstery	○◇	○◇
Gray Poplar Wood trim	○◇	●
Light Burl Walnut Wood trim	○◇	▲
High-Gloss Black trim	●	▲
3-stage heated front seats	○★	○★
Heated steering wheel ⁸	★	○
Comfort Access keyless entry with multi-function remote control	○	○
Park Distance Control (PDC) (rear only)	○	○
Premium Hi-Fi anti-theft AM/FM stereo CD/MP3 player audio system with upgraded speakers (including 2 subwoofers), Digital Sound Processing (DSP), Radio Data System (RDS), Auto-Store and 3-channel FM diversity antenna; displays MP3 song title and artist	○	○
SIRIUS Satellite Radio with one-year subscription	○	○
iPod® and USB adaptor (includes cable connector)	○	○
HD Radio™ with "multicast" FM station reception	○	○
BMW Navigation system with Voice Command System and Real Time Traffic Information (where available); iDrive system with high-function onboard computer and Controller, with 6 programmable memory keys	○	○
BMW Assist™ with Bluetooth ® wireless technology for hands-free calling (with Bluetooth enabled mobile phone), phonebook downloading and speech recognition capabilities	○◇	○◇

Weight		128i	135i
Unladen weight	lb	3494 (3571)	3660 (3671)
Weight distribution, front/rear			
Manual transmission	%	48.3/51.7	50.3/49.7
Automatic transmission	%	49.1/50.9	50.5/49.5

Engine			
Liters/type/valves per cylinder		3.0/inline 6/4	turbocharged 3.0/inline 6/4
Bore/Stroke	inch	3.35/3.46	3.31/3.53
Nominal output/rpm	hp	230/6500	300/5800
Maximum torque/rpm	lb-ft	200/2750	300/1400-5000
Compression ratio	:1	10.7	10.2
Fuel grade		unleaded premium	unleaded premium

Transmission			
Manual gear ratios	:1		
I/II/III	:1	4.32/2.46/1.66	4.06/2.40/1.58
IV/V/VI/R	:1	1.23/1.00/0.85/3.94	1.19/1.00/0.87/3.68
Final drive ratio	:1	3.23	3.08
Automatic gear ratios			
I/II/III	:1	4.065/2.37/1.55	4.17/2.34/1.52
IV/V/VI/R	:1	1.16/0.85/0.67	1.14/0.87/0.69/3.40
Final drive ratio	:1	3.73	3.46

Performance			
Drag coefficient	C_d	0.34	0.34
Top speed ¹	mph	130	130
Acceleration 0-60 mph ²	sec	6.4 (7.0)	5.4 (5.5)

Fuel consumption³			
Manual transmission – City/Highway	mpg	18/28	17/26
Automatic transmission – City/Highway	mpg	18/27	17/26
Fuel tank capacity, approx.	gal	14	14

Figures in () apply to vehicles with automatic transmission, if different from manual transmission.

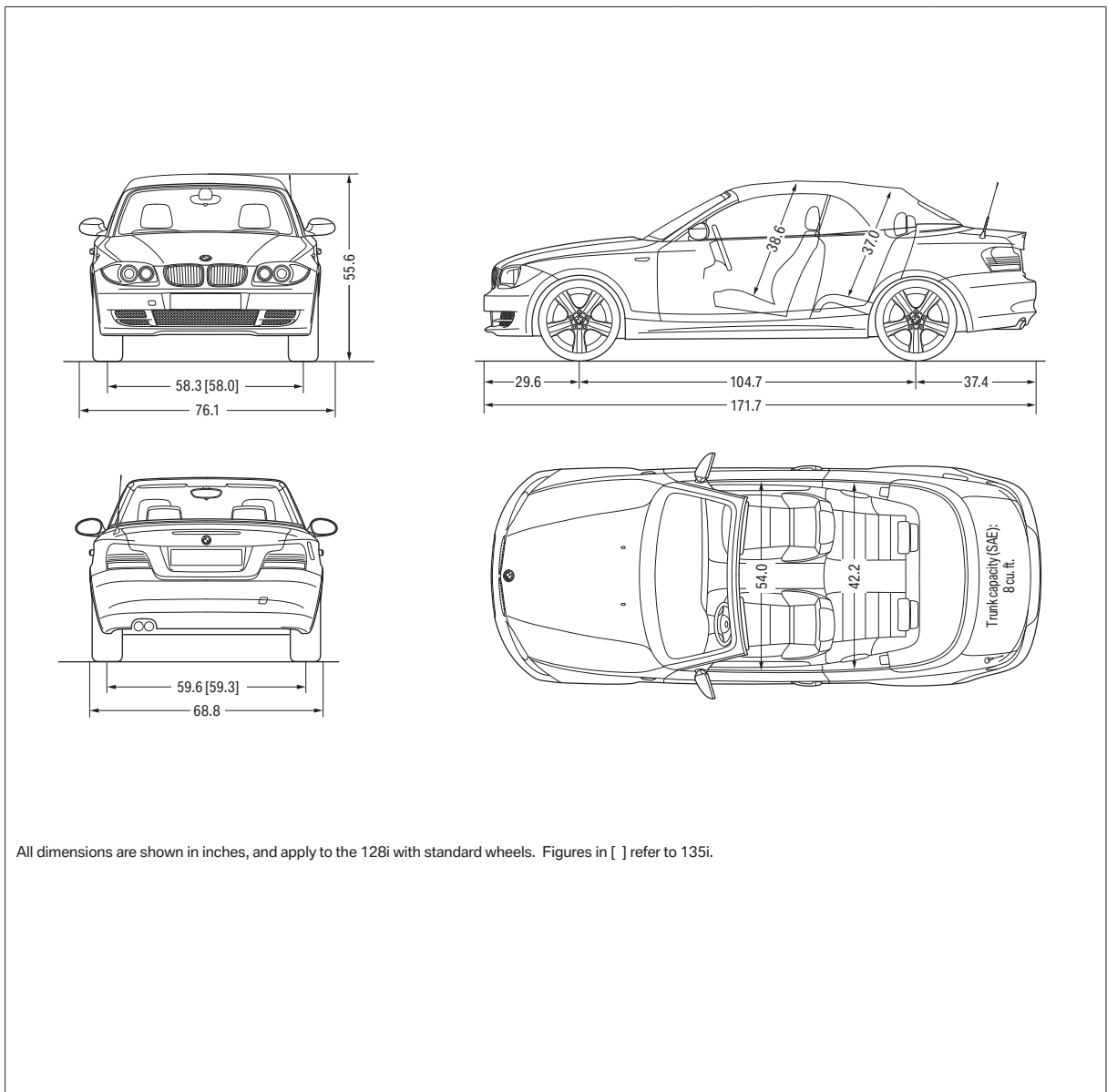
¹Top speed limited electronically. All-season tires limited to 130 mph; Sport Package top-speed limiter increased to 150 mph.

²BMW AG test results. BMW urges you to obey all posted speed laws and always wear safety belts.

³EPA-estimated figures are for comparison purposes only. Your actual mileage will vary, depending on speed, driving habits, trip length and driving conditions; actual mileage may be lower.

Tires and wheels	128i	135i
Tire dimensions – standard	205/55	205/50
Wheel dimensions – standard	16x7.0	17x7.0
Material	light alloy	light alloy

Brakes			
Front – diameter	inch	11.8	13.3
Rear – diameter	inch	11.8	12.8



All dimensions are shown in inches, and apply to the 128i with standard wheels. Figures in [] refer to 135i.

BMW and the environment.

BMW is a strong proponent of the environment and social responsibility. It is important to manage the earth's resources responsibly, and not jeopardize the needs of future generations. That is why BMW makes vehicles that minimize adverse environmental impact, from production (pollution prevention and waste minimization at the plant) through owner use (low emissions) to eventual disposal (easy drainability of all fluid-related components and easy neutralization of all pyrotechnic devices).

This effort has been recognized worldwide and, as a result, we are pleased to have received numerous environmental honors. In the U.S., for example, the Environmental Protection Agency accepted BMW's Spartanburg, SC production and manufacturing facility as a charter member of the agency's National Environmental Performance Track. Internationally, BMW AG – the parent company of both BMW of North America and BMW Manufacturing Co., Spartanburg, SC – was the first automotive company to be represented on the Dow Jones Sustainability Group Index, and has remained on the Index ever since. At BMW, we strive for high performance in everything we do.

U.S. Importer: BMW of North America, LLC, Woodcliff Lake, NJ 07677. All illustrations and specifications contained in this brochure are based on the latest product information available at the time of printing. BMW reserves the right to make changes at any time, without notice, in colors, materials, equipment, specifications and models. BMW may, subject to legal requirements, determine the Model Year designation of its vehicles. The Model Year designation on any particular model may be longer or shorter than 12 months. Some vehicles pictured may contain non-U.S. equipment. Some models may be shown with optional equipment. While BMW NA makes all reasonable efforts to provide accurate information in this brochure, there is no guarantee or warranty of accuracy. Furthermore, we do not assume any liability for the accuracy or completeness of information presented. This brochure shall not be used or relied upon as a substitute for information that is available from your BMW center. Further information can be obtained from your authorized BMW center or bmwusa.com.

©2008 BMW of North America, LLC. Not to be reproduced wholly or in part without written permission of BMW NA. The BMW name, model names and logo are registered trademarks.

The **Bluetooth** word mark and logos are owned by the **Bluetooth SIG, Inc.** and any use of such marks by BMW is under license. iPhone and iPod are trademarks or registered trademarks of Apple Inc. Other trademarks and trade names are the property of their respective owners.

BMW recommends 

More about BMW

bmwusa.com
1-800-334-4BMW



**The Ultimate
Driving Machine®**

