

Save fuel. \$ave money.

Model Year
2021

Fuel Economy Guide



Find-A-Car App



Download on the
App Store



GET IT ON
Google Play

fueleconomy.gov



U.S. DEPARTMENT OF
ENERGY
DOE/EE-0778

U.S. Department of Energy
Office of Energy Efficiency and Renewable Energy
U.S. Environmental Protection Agency



UPDATED: December 2, 2020

USING THE FUEL ECONOMY GUIDE



CONTENTS

- i Using the *Fuel Economy Guide*
- 1 How the *Guide* is Organized
- 1 Why Some Vehicles Are Not Listed
- 1 Vehicle Classes Used in this Guide
- 2 Understanding the *Guide* Listings
- 3 Tax Incentives and Disincentives
- 3 Fuel Economy Saves You Money
- 4 Fueling Options
- 5 Alternative Fueling Station Locator
- 6 Improve Your Fuel Economy
- 7 Advanced Vehicle Technologies
- 8 Annual Fuel Cost Ranges for Vehicle Classes
- 9 Most Efficient Vehicles
- 10 2021 Model Year Vehicles
- 32 Diesel Vehicles
- 34 All-Electric Vehicles
- 37 Fuel Cell Vehicles
- 38 Plug-In Hybrid Electric Vehicles
- 42 Ethanol Flexible Fuel Vehicles

The U.S. Environmental Protection Agency (EPA) and U.S. Department of Energy (DOE) produce the *Fuel Economy Guide* to help car buyers choose the most fuel-efficient vehicle that meets their needs. The *Guide* is available on the Web at fueleconomy.gov.

Fuel Economy Estimates

The purpose of EPA's fuel economy estimates is to provide a reliable basis for comparing vehicles.

Most vehicles in this guide (other than plug-in hybrids) have three fuel economy estimates:

- A "city" estimate that represents urban driving, in which a vehicle is started in the morning (after being parked all night) and driven in stop-and-go traffic
- A "highway" estimate that represents a mixture of rural and interstate highway driving in a warmed-up vehicle, typical of longer trips in free-flowing traffic
- A "combined" estimate that represents a combination of city driving (55%) and highway driving (45%)

Estimates for all vehicles are based on laboratory testing under standardized conditions to allow for fair comparisons.

Flexible fuel vehicles (FFVs), which can use gasoline and E85, have estimates for both fuels. Plug-in hybrid electric vehicles (PHEVs) have estimates for (1) electric-only or blended electric and gasoline operation and (2) gasoline-only operation. PHEVs are discussed in more detail on page 38. For answers to frequently asked questions about fuel economy estimates, visit fueleconomy.gov.

Annual Fuel Cost Estimates

This guide provides annual fuel cost estimates, rounded to the nearest \$50, for each vehicle. The estimates are based on the assumptions that you travel 15,000 miles per year (55% under city driving conditions and 45% under highway conditions) and that fuel costs \$2.12/gallon for regular unleaded gasoline, \$2.54/gallon for mid-grade unleaded gasoline, and \$2.79/gallon for premium. Cost-per-gallon assumptions for vehicles that use other fuel types are discussed at the beginning of those vehicle sections.

Visit fueleconomy.gov to personalize fuel costs based on current fuel prices and your driving habits.

Your Fuel Economy Will Vary

EPA's fuel economy values are good estimates of the fuel economy a typical driver will achieve under average driving conditions and provide a good basis to compare one vehicle to another. Still, your fuel economy may be slightly higher or lower than EPA's estimates. Fuel economy varies, sometimes significantly, based on driving conditions, driving style, and other factors.

To ensure that estimates are consistent across different makes and models, the EPA estimates are based on a standardized, repeatable testing procedure. These tests model an "average" driver's environment and behavior based on real-world conditions, such as stop-and-go traffic.

However, it is impossible for a single test to predict fuel economy precisely for all drivers in all environments. For example, the following factors can lower your vehicle's fuel economy:

- Aggressive driving (speeding and hard acceleration and hard braking)
- Excessive idling, accelerating, and braking in stop-and-go traffic
- Cold weather (engines are more efficient when warmed up). The impact is greater for short trips.
- Driving with a heavy load or with the air conditioner running
- Improperly tuned engine or under-inflated tires
- Driving on mountainous or hilly terrain
- High-performance or snow tires
- Use of remote starters

In addition, small variations in vehicle manufacturing can cause fuel economy variations in the same make and model, and some vehicles don't attain maximum fuel economy until they are "broken in" (around 3,000–5,000 miles).

With fuel-efficient driving techniques, drivers may also achieve better fuel economy than the EPA estimates. See "Improve Your Fuel Economy" on page 6 for tips on maximizing your fuel economy.

The EPA ratings are a useful tool for comparing vehicles because they are always done in precisely the same way under the same set of conditions. However, they may not accurately predict the fuel economy *you* will get. This is also true for annual fuel cost estimates. For more information on fuel economy ratings and factors that affect fuel economy, visit fueleconomy.gov.



HOW THE *GUIDE* IS ORGANIZED

Fuel economy estimates for all vehicles begin with the "2021 Model Year Vehicles" section on page 10. Vehicles are organized by EPA vehicle class and, for trucks and vans, drive type (two- or four-wheel drive).

Additional sections are dedicated to specific vehicle technology or fuel types for consumers looking for advanced vehicles or alternatives to gasoline vehicles—diesels, plug-in hybrids, all-electric vehicles, flex-fuel vehicles, and fuel cell vehicles.

WHY SOME VEHICLES ARE NOT LISTED

Light-duty fuel economy regulations do not apply to

- Sport utility vehicles (SUVs) and passenger vans with a gross vehicle weight rating (GVWR) of more than 10,000 pounds—GVWR is the vehicle weight plus carrying capacity
- Other vehicles with a GVWR of 8,500 pounds or more or a curb weight over 6,000 pounds

Therefore, manufacturers do not have to estimate their fuel economy, and fuel economy labels are not posted on their windows. Also, fuel economy information on some vehicles was not available in time to be included in this guide. More up-to-date information can be found at fuelconomy.gov.

VEHICLE CLASSES USED IN THIS GUIDE

CARS		TRUCKS	
Class	Passenger & Cargo Volume (cu. ft.)	Class	Gross Vehicle Weight Rating* (pounds)
TWO-SEATER CARS	Any	PICKUP TRUCKS	
SEDANS		Small	Under 6,000
Minicompact	Under 85	Standard	6,000 to 8,500
Subcompact	85 to 99	VANS	
Compact	100 to 109	Passenger	Under 10,000
Midsize	110 to 119	Cargo	Under 8,500
Large	120 or more	MINIVANS	Under 8,500
STATION WAGONS		SPORT UTILITY VEHICLES	
Small	Under 130	Small	Under 6,000
Midsize	130 to 159	Standard	6,000 to 9,999
Large	160 or more	SPECIAL PURPOSE VEHICLES	Under 8,500

*Gross vehicle weight rating - vehicle weight plus carrying capacity

UNDERSTANDING THE *GUIDE* LISTINGS

We hope you'll find the *Fuel Economy Guide* easy to use! Fuel economy and annual fuel cost data are organized by vehicle class (see page 1 for a list of classes). Within each class, vehicles are listed alphabetically by manufacturer and model.

Vehicle models with different features, such as engine size or transmission type, are listed separately. Engine and transmission attributes are shown in the first column under the model name.

Additional attributes needed to distinguish among vehicles (e.g., fuel type or suggested fuel grade) are listed in the "Notes" column. A legend for abbreviations is provided on page 10.

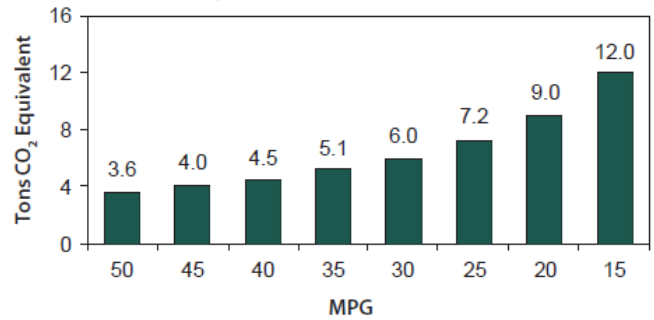
A "P" in the "Notes" column indicates that the manufacturer *recommends* that the vehicle be fueled with premium-grade gasoline, and a "PR" indicates that the manufacturer *requires* premium. The higher price of premium fuel is reflected in the annual fuel cost of these vehicles.

The most fuel-efficient vehicles in each class and alternative fuel vehicles are indicated with special markings (see the diagram below). Vehicles that can use more than one kind of fuel have an entry for each fuel type. Interior passenger and cargo volumes are located in the index at the back of the *Guide*.

Each vehicle listing includes a greenhouse gas (GHG) rating on a scale of 1 (worst) to 10 (best). This rating is a comparison of the tailpipe GHG emissions of the vehicle to those of other vehicles of the same model year.

Highway vehicles account for about 24% (1.7 billion tons) of U.S. greenhouse gas emissions each year. The average recent-model vehicle causes the release of 6 to 9 tons of GHGs each year. Switching from a vehicle that gets 20 miles per gallon (MPG) to one that gets 25 MPG can reduce GHG emissions by 1.7 tons per year.

Annual Greenhouse Gas Emissions by Vehicle MPG (gasoline vehicles)*



*Includes both tailpipe and upstream emissions

Sample Vehicle Listing

(Not Actual Data)

Manufacturer Model Configuration (trans, eng size, cyl)	MPG		Annual Fuel Cost	GHG Rating	Notes
	Comb	City/Hwy			
KIA					
Soul Electric					
▶ A-1	108	124/93	\$600	10	EV
TOYOTA COROLLA					
AV-S7, 1.8L, 4cyl	31	28/35	\$1,350	7	PT
M-6, 1.8L, 4cyl	30	27/35	\$1,400	7	PT
LARGE CARS					
CHEVROLET					
Impala					
A-S6, 2.5L, 4cyl	25	22/29	\$1,700	5	SS
A-S6, 3.6L, 6cyl	22	19/28	\$1,950	4	
Impala FFV					
A-S6, 3.6L, 6cyl	22	18/28	\$1,950	4	Gas
	16	14/20	\$1,950	5	E85

Manufacturer

Model

The most fuel-efficient vehicle per class is marked with a green pointer (▶).

EPA combined city/highway MPG estimate based on 55% city and 45% highway driving

Vehicle class

Transmission information: type (A=automatic, A-S=automatic transmission-select shift, AV=continuously variable transmission, M=manual, etc.) followed by number of gears or speeds

Alternative fuel vehicles are highlighted by a green bar, and those that can use two kinds of fuel, such as flexible fuel vehicles (FFVs), have an entry for each fuel type.

EPA city & highway MPG estimates. EXAMPLE: 124 MPG city; 93 MPG highway

Compares the tailpipe greenhouse gas emissions to those of other vehicles of the same model year on a scale of 1 (worst) to 10 (best)

Additional information to help further identify the vehicle (e.g., engine and fuel system info) along with other useful information about taxes, required fuel grade, etc. EXAMPLE: P=premium gasoline recommended, T=turbocharger

Estimated annual fuel cost, assuming 15,000 miles of travel a year (55% city and 45% highway) and an average fuel price

FFVs have fuel economy, fuel cost, and GHG estimates for both gasoline and E85.

Engine size (in liters) followed by number of cylinders. EXAMPLE: 3.6-liter, 6-cylinder engine



TAX INCENTIVES AND DISINCENTIVES

Federal Tax Credits

You may be eligible for a federal income tax credit of up to \$7,500 if you purchase a qualifying electric or plug-in hybrid vehicle in 2020–2021. Note that the federal tax credit begins to phase out for each manufacturer after it has sold more than 200,000 qualifying vehicles. Therefore, Tesla vehicles purchased after 12/31/2019 and General Motors vehicles purchased after 3/31/2020 are not eligible. Visit [fueleconomy.gov](https://www.fueleconomy.gov) for more information on qualifying models, credit amounts, and phase-out dates.

Gas Guzzler Tax

The Energy Tax Act of 1978 requires auto companies to pay a "gas guzzler" tax on the sale of cars with exceptionally low fuel economy. Such vehicles are identified in the *Guide* by the word "Tax" in the "Notes" column. In the dealer showroom, the words "Gas Guzzler" and the tax amount are listed on the vehicle's fuel economy label. The tax does not apply to light trucks.

FUEL ECONOMY SAVES YOU MONEY

The average household spends about one-fifth of its total family expenditures on transportation, making it the second most expensive category after housing. You could save as much as \$1,000 (or more) in fuel costs each year by choosing the most fuel-efficient vehicle in a particular class. This can add up to thousands of dollars over a vehicle's lifetime. Fuel-efficient models come in all shapes and sizes, so you need not sacrifice utility or size.

Each vehicle listing in the *Fuel Economy Guide* provides an estimated annual fuel cost (see page i). The Find and Compare Cars tool at [fueleconomy.gov](https://www.fueleconomy.gov) features an annual fuel cost calculator that allows you to insert your local gasoline prices and typical driving conditions (percentage of city and highway driving) to obtain more accurate fuel cost information for your vehicle.



Ethanol Blends—E85, E15, and E10

Ethanol is a domestically produced, renewable fuel made primarily from corn and sugar cane. The use of ethanol as a vehicle fuel can reduce greenhouse gas (GHG) emissions.

E10 is a blend of 10% ethanol and 90% gasoline and is legal for use in any gasoline-powered vehicle. Most of the gasoline sold in the U.S. contains up to 10% ethanol to boost octane, meet air quality requirements, or satisfy the federal Renewable Fuel Standard. As of 2011, EPA began allowing the use of E15 in model year 2001 and newer gasoline vehicles. Ethanol contains about one-third less energy than gasoline. So, vehicles will typically go 3%–4% fewer miles per gallon on E10 and 4%–5% fewer miles per gallon on E15 than on 100% gasoline. While E10 is available everywhere, E15 is currently available at about 2,000 stations in the United States.

E85 (or flex fuel) is a high-level ethanol-gasoline blend containing 51%–83% ethanol, depending on the season and geographic location. Drivers can use E85 in flexible fuel vehicles (FFVs), which are specially designed to run on gasoline, E85, or any mixture of the two. FFVs are offered by several vehicle manufacturers. To determine whether your vehicle is an FFV, check the inside of your car's fuel filler door for an identification sticker or consult your owner's manual. More than 3,600 filling stations in the United States currently sell E85. Visit afdc.energy.gov/locator/stations to find stations near you.

FFVs typically experience a 15%–27% drop in fuel economy when operating on E85 instead of regular gasoline due to ethanol's lower energy content and other factors, assuming gasoline typically contains about 10% ethanol. Drivers should notice no degradation in performance. In fact, some FFVs produce more torque and horsepower when fueled with higher-level ethanol blends.

Biodiesel

Biodiesel is a domestically produced renewable fuel manufactured from vegetable oils or animal fats for use in diesel vehicles. Using biodiesel in place of petroleum diesel can reduce GHG emissions.

Biodiesel can be blended with petroleum diesel at any percentage. B20 is a common biodiesel blend that contains 20% biodiesel and 80% petroleum diesel. B5 (5% biodiesel and 95% petroleum diesel) is another common blend. All vehicle manufacturers have approved biodiesel blends up to and including B5 for use in all diesel engines, and some have approved the use of blends up to B20 in a few recent model year vehicles. Keep in mind that using higher-level biodiesel blends may affect your vehicle warranty. Check your owner's manual or check with your vehicle manufacturer to determine the right blend for your vehicle.

Purchase commercial-grade biodiesel from a reputable dealer. Never refuel with recycled grease or vegetable oil that has not been converted to biodiesel. It will damage your engine.

About 300 stations currently dispense B20. Visit afdc.energy.gov/locator/stations to find service stations selling biodiesel near you.

Premium- vs Regular-Grade Gasoline

Regular unleaded (87 octane) is the recommended fuel for most gasoline vehicles. Using a higher-octane gasoline than recommended by the owner's manual does not improve performance or fuel efficiency under normal conditions. Check your owner's manual for the recommended grade of fuel for your vehicle, and visit fueleconomy.gov for more information about selecting the right octane for your vehicle.

Charging Your Electric or Plug-in Hybrid Vehicle

Electric vehicle (EV) and plug-in hybrid owners have several charging options. Many owners will do most of their charging at home. Some workplaces, businesses, and multi-unit dwellings (condos/apartments) provide charging, and there are about 26,000 public charging stations across the country.

There are three basic types of charging:

- **Level 1 charging:** You can plug into a regular 120-volt (V) outlet—the kind found in your home. This is the slowest type of charging—about 2 to 5 miles of range per hour of charging—but requires no special charger or outlet type. Most, if not all, plug-in vehicles are equipped with a cord to allow this type of charging.
- **Level 2 charging:** These chargers supply current at 208 to 240 V and provide 10 to 20 miles of range per hour of charging. Most public chargers are Level 2 chargers. You can also have a Level 2 charger installed at home. Most public chargers use a standard plug type that is compatible with all vehicles from

major manufacturers. Tesla charging stations use a different plug type that cannot be used by other vehicles. However, Tesla provides an adaptor that allows its vehicles to use both Tesla and standard Level 2 charging stations.

- **Fast charging:** Also called DC fast charging or DC quick charging, this is the fastest kind of charging, providing 60 to 80 miles of range (or more) to the battery in 20 minutes. Not all vehicles can accept fast charging, nor do all vehicles use the same type of plug for DC fast charging, so check your owner's manual. Quick charging stations are usually located along heavy traffic corridors. Due to expense and electric current requirements, they are not practical for home installation.

Note: Charge rate can vary based on vehicle model. So, check the owner's manual for estimated charge time. Charge rate also depends on other factors, such as the battery's state of charge and the ambient temperature. Visit afdc.energy.gov/fuels/electricity_infrastructure.html for more information.

ALTERNATIVE FUELING STATION LOCATOR

Wondering where you can fuel up your alternative fuel vehicle? The Alternative Fueling Station Locator can help you find a station near you or within a given distance from a planned route. The Station

Locator shows fueling locations for ethanol, electricity, biodiesel, propane, natural gas, and hydrogen. Check it out at afdc.energy.gov/stations.

Public Stations | Advanced Filters | Corridor Measurement | United States

Ann Arbor, MI | Electric | Charger Types: Level 2, DC Fa... | Connectors: All | Find Stations

Show stations within 2 miles of the route

333 stations along the route

See Route Directions

Download list of stations on route

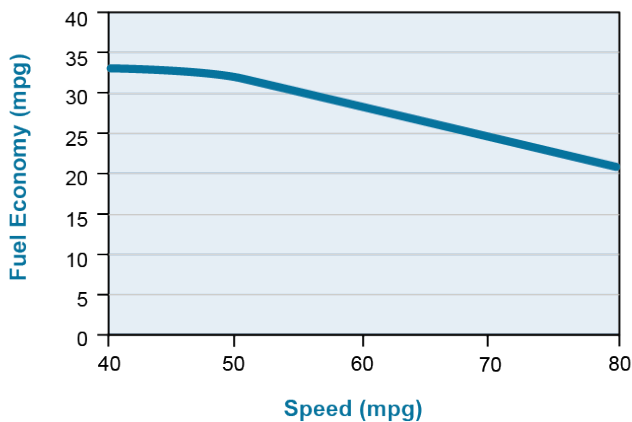
- Ann Arbor Downtown Development Authority - Ann Ashley Parking Structure
120 W Ann St
Ann Arbor, MI 48104
Level 2
0.1 mi from route

Drive More Efficiently

- Aggressive driving (speeding and rapid acceleration/braking) can lower your gas mileage by roughly 15%–30% at highway speeds and 10%–40% in stop-and-go traffic.

Driver feedback devices can help you drive more efficiently, improving fuel economy by up to 10%.

- Observe the speed limit. Each 5 MPH you drive over 60 MPH can reduce your fuel economy by 7%. For a personalized estimate of the effect of speeding on your fuel economy, visit fuelconomy.gov.
- Avoid idling. Idling gets 0 miles per gallon and costs as much as \$0.02 per minute.
- Using cruise control on the highway helps you maintain a constant speed and, in most cases, will save fuel.



Keep Your Car in Shape

- Servicing a car that is noticeably out of tune can improve your gas mileage by about 4%.
- Keeping tires inflated to the recommended pressure can typically improve fuel economy by 0.6%.
The manufacturer's recommended tire pressure can be found on the tire information placard and/or vehicle certification label located on the vehicle door edge, doorpost, glove-box door, or inside the trunk lid.
- Using the recommended grade of motor oil can improve your fuel economy by 1%–2% if you've been using the wrong grade.
- Keep your tires aligned and balanced.
- Replacing a clogged air filter can improve gas mileage on older cars with carbureted engines.

Plan and Combine Trips

- A warmed-up engine is more fuel-efficient than a cold one. Many short trips taken from a cold start can use twice as much fuel as one multipurpose trip covering the same distance.

Note: Letting your car idle to warm up doesn't help your fuel economy: it actually uses more fuel and creates more pollution.

Other Solutions

- Avoid carrying unneeded items. An extra 100 pounds can decrease fuel economy by about 1%.
- Avoid carrying cargo on your roof. A large, blunt rooftop cargo box, for example, can reduce fuel economy by 2%–8% in city driving, 6%–17% on the highway, and 10%–25% at interstate speeds (65 to 75 MPH).
Rear-mount cargo boxes or trays reduce fuel economy by much less (1%–2% in city driving and 1%–5% on the highway).
- Use the "economy mode" feature if your vehicle has one.

For more tips on improving fuel economy, such as cold-weather tips; hot-weather tips; and tips for hybrids, plug-in hybrids, and all-electric vehicles, visit fuelconomy.gov.

Tips for Electric and Hybrid Vehicles

Most of the driving tips for conventional vehicles will also help increase the range of electric vehicles and hybrids. In addition to the driving tips above, the tips below will help you get the most out of your electric or hybrid vehicle.

1. **Read your owner's manual.** The automaker knows how to operate and maintain your vehicle to maximize fuel economy, driving range, and battery life. So, consult the owner's manual for tips specific to your vehicle.
2. **Use the economy (Eco) mode.** Many of these vehicles come with an "economy mode" or similar feature to improve fuel economy. You can often turn on this feature by just pressing a button.
3. **Avoid hard braking.** Anticipate stops and brake gently or moderately. This allows the regenerative braking system to recover energy from the vehicle's forward motion and store it as electricity. Hard braking causes the vehicle to use its conventional friction brakes, which do not recover energy.
4. **Keep the battery charged.** Keeping your plug-in hybrid's battery charged helps you use as much electricity and as little gasoline as possible, saving you fuel and money and extending the vehicle's range. For EVs, it helps maximize your driving range.
5. **Use accessories wisely.** Using accessories such as heating, air conditioning, and entertainment systems can lower fuel economy more for electric vehicles and hybrids than for conventional vehicles. So, keep that in mind when trying to maximize fuel economy or electric range. Pre-heating or pre-cooling the cabin of a plug-in hybrid or EV while it's plugged in, for example, can extend its electric range.



Manufacturers are using advanced technologies to improve fuel economy in many of their vehicles. Along with plug-in hybrids, all-electric vehicles, and fuel cell vehicles, new technologies are also being used to make conventional vehicles more efficient. Some of these fuel-saving technologies are described below. For more information, visit fuelconomy.gov.

Hybrid Vehicles

Hybrids combine the best features of the internal combustion engine with an electric motor and can significantly improve fuel economy. They are primarily propelled by an internal combustion engine, just like conventional vehicles. However, they also use regenerative braking to convert energy normally wasted during coasting and braking into electricity. The recovered electricity is stored in a battery until needed by the electric motor. The electric motor assists the engine when accelerating or hill climbing and at low speeds, where internal combustion engines are least efficient.

Fuel efficiency can vary significantly among different hybrid models due to battery and electric motor size. Hybrids with larger batteries and electric motors, sometimes called "full" or "strong" hybrids, can store more electricity and provide more power to assist the gasoline engine. Some can even run on the electric motor alone for short distances. Hybrids with smaller batteries and electric motors are often referred to as "mild" hybrids. Mild hybrid systems have a smaller effect on fuel economy. In the *Guide* listings, full hybrids are indicated by "HEV" in the "Notes" column, while mild hybrids are indicated by "MHEV."

Note: Unlike plug-in hybrids (described on page 38), conventional hybrids cannot be plugged into an external source of electricity to be recharged or run on electricity for any substantial distance. Instead, gasoline and regenerative braking provide all of the vehicle's energy.

Stop-Start Systems

Stop-start systems (sometimes called "idle-stop," "smart start," or other manufacturer-specific names) save fuel by turning off the engine when the vehicle comes to a stop and automatically starting it back up when you step on the accelerator. Stop-start can improve fuel economy by up to 5% and provides the biggest benefit in conditions where the engine would otherwise be idling,

such as stop-and-go city driving. These systems are currently available on all hybrids and on hundreds of conventional vehicle models.

Cylinder Deactivation

Cylinder deactivation "turns off" some of the engine's cylinders when they are not needed. This temporarily and seamlessly turns an 8- or 6-cylinder engine into a more efficient 4- or 3-cylinder engine.

Turbocharging

Turbocharging increases engine power, allowing a smaller, more fuel-efficient engine to be used in place of a larger one. Replacing an 8-cylinder engine with a turbocharged 6-cylinder or a 6-cylinder engine with a turbocharged 4-cylinder can save fuel and still provide extra power when needed.

Advanced Transmissions

The advanced electronics in today's vehicles can optimize gear shifting for improved fuel efficiency. Six-, 7-, and 8-speed automatic transmissions are most common, and some have even more gears. Continuously variable transmissions (CVTs) can change seamlessly through an infinite number of "gears." Transmissions with more gears allow the engine to run at its most efficient speed more often, improving fuel economy.

Improved Aerodynamics

Reducing a vehicle's aerodynamic drag (wind resistance) improves fuel economy, especially at higher speeds. Many manufacturers are improving aerodynamics by refining vehicle shapes or by employing external moving parts such as "shutters" that close off the grill, allowing air to flow smoothly around the vehicle instead of into the engine compartment, where it produces more drag.

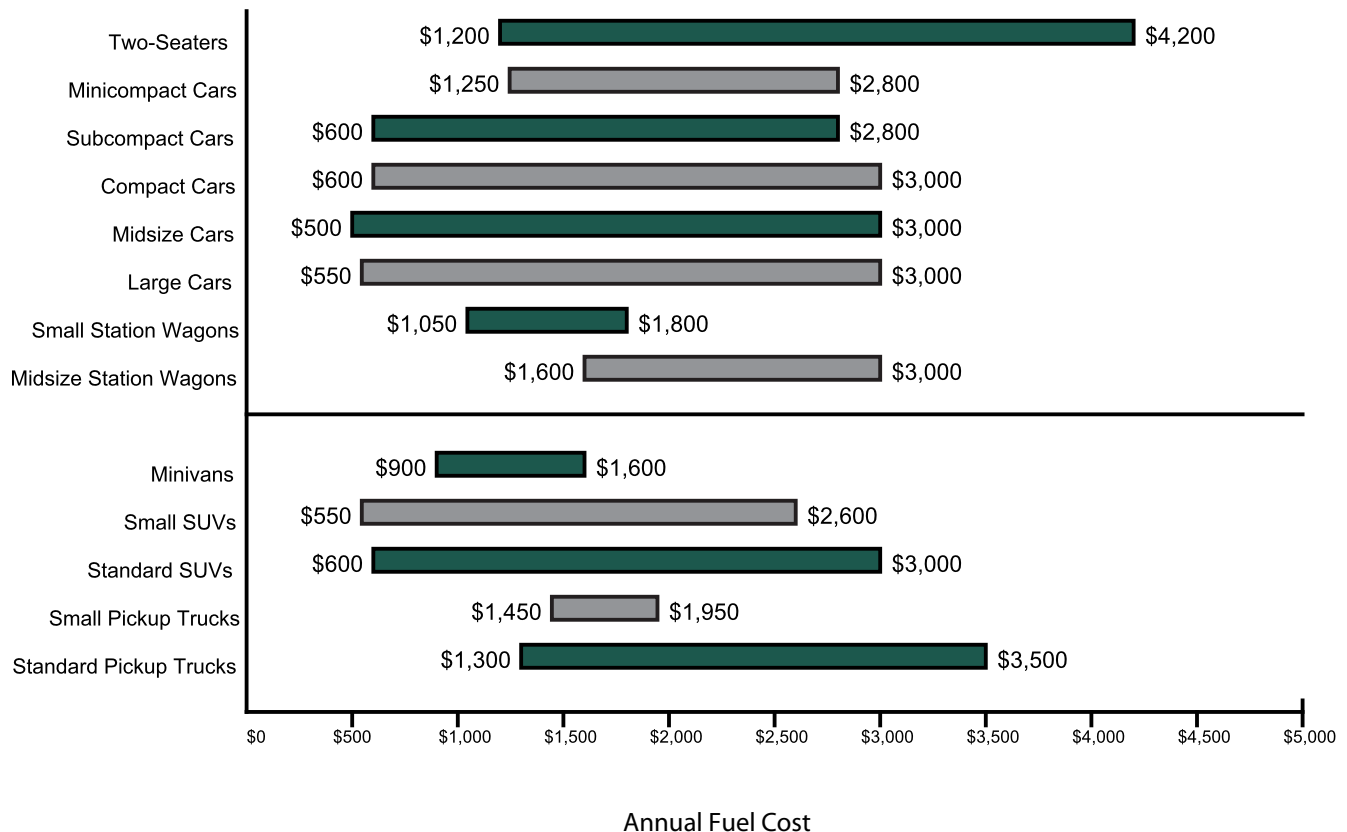
Lighter Vehicles

Reducing vehicle weight improves fuel economy, so manufacturers are beginning to redesign vehicles to weigh less while maintaining performance and safety. For example, replacing a steel body with one made from a lighter-weight material, such as aluminum, can reduce vehicle weight by hundreds of pounds.

ANNUAL FUEL COST RANGES FOR VEHICLE CLASSES



The graph below provides the annual fuel cost ranges for the vehicles in each class so you can see where a given vehicle's cost falls within its class. Annual fuel costs assume that you travel 15,000 miles each year, drive 55% in the city and 45% on the highway, and that fuel costs \$2.12/gallon for regular unleaded gasoline, \$2.79/gallon for premium, \$2.50/gallon for diesel, and \$0.13/kWh for electricity. Visit fuelconomy.gov to calculate the annual fuel cost for a specific vehicle based on your own driving conditions and fuel prices.



Fuel economy estimates on this chart do not include vehicles operating on compressed natural gas (CNG), E85, or hydrogen.

MOST EFFICIENT VEHICLES

Listed below are vehicles with the highest fuel economy in the most popular classes. For each vehicle class, we list the most efficient vehicle. If the most fuel efficient vehicle is a plug-in hybrid (PHEV) or all-electric vehicle (EV), we also list the most fuel efficient conventional vehicle. Rankings are based on combined city and highway fuel economy estimates, which assume 55% city driving and 45% highway

driving. Please note that many vehicle models come in a range of engine sizes and trim lines, resulting in different fuel economy values. If there is only one vehicle in a class, a fuel economy leader is not listed. For an up-to-date list of fuel economy leaders, visit fuelconomy.gov.

	Trans Type / Speeds	Eng Size / Cylinders	MPG(e) Combined
TWO-SEATER CARS			
BMW			
Z4 sDrive30i.....	A-S8.....	.2.0L/4cyl.....	28
TOYOTA			
GR Supra.....	A-S8.....	.2.0L/4cyl.....	28
MINICOMPACT CARS			
POLESTAR			
1 (PHEV).....	A-S8.....	.2.0L/4cyl.....	45†
MINI			
Cooper Convertible.....	AM-S7.....	.1.5L/3cyl.....	31
SUBCOMPACT CARS			
MINI			
Cooper SE Hardtop 2 door (EV).....	A-1.....		108*
CHEVROLET			
Spark.....	M-5.....	.1.4L/4cyl.....	33
Spark.....	AV.....	.1.4L/4cyl.....	33
Spark ACTIV.....	AV.....	.1.4L/4cyl.....	33
COMPACT CARS			
TOYOTA			
Corolla Hybrid.....	AV.....	.1.8L/4cyl.....	52
MIDSIZE CARS			
TESLA			
Model 3 Long Range AWD (EV).....	A-1.....		134*
TOYOTA			
Prius Eco (hybrid).....	AV.....	.1.8L/4cyl.....	56
LARGE CARS			
TESLA			
Model S Performance (19inWheels) (EV).....	A-1.....		110*
HYUNDAI			
Ioniq Blue (hybrid).....	AM-S6.....	.1.6L/4cyl.....	59

	Trans Type / Speeds	Eng Size / Cylinders	MPG(e) Combined
SMALL STATION WAGONS			
VOLVO			
V60 AWD PHEV.....	A-S8.....	.2.0L/4cyl.....	42†
KIA			
Soul Eco dynamics.....	AV.....	.2.0L/4cyl.....	31
SUBARU			
Impreza 5-Door.....	AV-S7.....	.2.0L/4cyl.....	31
MIDSIZE STATION WAGONS			
VOLVO			
V90 FWD.....	A-S8.....	.2.0L/4cyl.....	26
SMALL PICKUP TRUCKS			
CHEVROLET			
Colorado 2WD (diesel).....	A-6.....	.2.8L/4cyl.....	23
GMC			
Canyon 2WD (diesel).....	A-6.....	.2.8L/4cyl.....	23
STANDARD PICKUP TRUCKS			
CHEVROLET			
Silverado 2WD (diesel).....	A-10.....	.3.0L/6cyl.....	27
MINIVANS			
CHRYSLER			
Pacifica Hybrid (PHEV).....	AV.....	.3.6L/6cyl.....	48†
TOYOTA			
Sienna Hybrid 2WD.....	AV-S6.....	.2.5L/4cyl.....	36
SMALL SPORT UTILITY VEHICLES			
TESLA			
Model Y Long Range AWD (EV).....	A-1.....		125*
TOYOTA			
RAV4 Hybrid AWD.....	AV-S6.....	.2.5L/4cyl.....	40
STANDARD SPORT UTILITY VEHICLES			
TESLA			
Model X Long Range Plus (EV).....	A-1.....		105*
TOYOTA			
Highlander Hybrid AWD.....	AV-S6.....	.2.5L/4cyl.....	35
Highlander Hybrid AWD LTD/PLAT.....	AV-S6.....	.2.5L/4cyl.....	35

* This is an electric vehicle. Since electricity is not measured in gallons, a conversion factor is used to translate the fuel economy into miles per gallon of gasoline equivalent (MPGe).

† This vehicle is a plug-in hybrid, which runs on both gasoline and electricity. Since electricity is not measured in gallons, a conversion factor is used to translate the fuel economy when running on electricity into miles per gallon of gasoline equivalent (MPGe). The combined MPGe estimate includes both city and highway driving and gasoline and electric energy use.

This section contains the fuel economy values for 2021 model year vehicles. Additional information for alternative fuel vehicles can be found on pages 34–42. Alternative fuel vehicles are highlighted with

a green bar, and those that can use two kinds of fuel, such as flexible fuel vehicles, have an entry for each fuel type. The most fuel-efficient vehicles in each class are marked with a green pointer (▶).



ABBREVIATIONS USED IN THIS GUIDE:

▶..... Highest MPG in Class
 2WD..... Two-Wheel Drive
 4WD..... Four-Wheel Drive
 A..... Automatic Transmission
 A-S..... Automatic Transmission-Select Shift
 AM..... Automated Manual
 AM-S..... Automated Manual-Selectable
 AV..... Continuously Variable Transmission
 AV-S..... Continuously Variable Transmission with Select Shift
 AWD..... All-Wheel Drive
 City..... MPG on City Test Procedure
 Cyl..... Cylinders
 Comb..... Combined
 D..... Ultra-Low Sulfur Diesel

E85..... 85% Ethanol/15% Gasoline
 Eng Size..... Engine Volume in Liters
 EV..... Electric Vehicle
 FCV..... Fuel Cell Vehicle
 FFV..... Flexible Fuel Vehicle
 FWD..... Front-Wheel Drive
 Gas..... Regular Gasoline
 GHG..... Greenhouse Gas
 GVWR..... Gross Vehicle Weight Rating
 HP..... Horsepower
 HEV..... Hybrid-Electric Vehicle
 Hwy..... MPG on Highway Test Procedure
 Li-ion..... Lithium ion
 LWB..... Long Wheel Base
 M..... Manual Transmission
 MDPV..... Medium-duty Passenger Vehicle
 Mid..... Midgrade Gasoline

MHEV..... Mild Hybrid-Electric Vehicle
 Mode..... Multimode Transmission
 MPG..... Miles per Gallon
 NA..... Not Available
 Ni-MH..... Nickel-Metal Hydride
 P..... Premium Gasoline Recommended
 PHEV..... Plug-in Hybrid Electric Vehicle
 PR..... Premium Gasoline Required
 PT4..... Part-time 4WD
 RWD..... Rear Wheel Drive
 S..... Supercharger
 SS..... Stop-Start Technology
 T..... Turbocharger
 Tax..... Subject to Gas Guzzler Tax
 Trans..... Transmission
 w/ C. D. With Cylinder Deactivation
 XFE..... Optional Technology Package

Manufacturer Model Configuration (trans, eng size, cyl)	MPG		Annual Fuel Cost	GHG Rating	Notes
	Comb	City/Hwy			

TWO-SEATER CARS

ASTON MARTIN

Vantage Manual

M-7, 4.0L, 8cyl	17	14/21	\$2,450	3	P T SS
-----------------	----	-------	---------	---	--------

Vantage V8

A-S8, 4.0L, 8cyl	20	18/24	\$2,100	4	P T
------------------	----	-------	---------	---	-----

AUDI

R8

AM-S7, 5.2L, 10cyl	16	13/20	\$2,600	2	PR Tax
--------------------	----	-------	---------	---	--------

R8 2WD

AM-S7, 5.2L, 10cyl	17	14/23	\$2,450	3	PR Tax
--------------------	----	-------	---------	---	--------

R8 Spyder

AM-S7, 5.2L, 10cyl	16	13/20	\$2,600	2	PR Tax
--------------------	----	-------	---------	---	--------

R8 Spyder 2WD

AM-S7, 5.2L, 10cyl	17	14/23	\$2,450	3	PR Tax
--------------------	----	-------	---------	---	--------

TT Roadster quattro

AM-S7, 2.0L, 4cyl	26	23/31	\$1,200	5	T SS
-------------------	----	-------	---------	---	------

BMW

Z4 M40i

A-S8, 3.0L, 6cyl	25	22/30	\$1,650	5	P T SS
------------------	----	-------	---------	---	--------

Z4 sDrive30i

A-S8, 2.0L, 4cyl	28	25/32	\$1,500	6	P T SS
------------------	----	-------	---------	---	--------

BUGATTI

Chiron

AM-S7, 8.0L, 16cyl	11	9/14	\$3,800	1	PR T Tax
--------------------	----	------	---------	---	----------

Chiron Pur Sport

AM-S7, 8.0L, 16cyl	10	8/13	\$4,200	1	PR T Tax
--------------------	----	------	---------	---	----------

CHEVROLET

Corvette

A-S8, 6.2L, 8cyl	19	15/27	\$2,200	3	PR
------------------	----	-------	---------	---	----

FERRARI

812 GTS

AM-7, 6.5L, 12cyl	13	12/15	\$3,200	1	PR Tax SS
-------------------	----	-------	---------	---	-----------

812 Superfast

AM-7, 6.5L, 12cyl	13	12/16	\$3,200	1	PR Tax SS
-------------------	----	-------	---------	---	-----------

F8 Spider

AM-7, 3.9L, 8cyl	16	15/18	\$2,600	2	PR T Tax SS
------------------	----	-------	---------	---	-------------

F8 Tributo

AM-7, 3.9L, 8cyl	16	15/19	\$2,600	2	PR T Tax SS
------------------	----	-------	---------	---	-------------

SF90 Stradale Coupe

AM-8, 3.9L, 8cyl	See page 38.				PR T Tax PHEV SS
------------------	--------------	--	--	--	------------------

JAGUAR

F-Type R AWD Convertible

A-S8, 5.0L, 8cyl	18	16/24	\$2,300	3	P S SS
------------------	----	-------	---------	---	--------

F-Type R AWD Coupe

A-S8, 5.0L, 8cyl	18	16/24	\$2,300	3	P S SS
------------------	----	-------	---------	---	--------

Manufacturer Model Configuration (trans, eng size, cyl)	MPG		Annual Fuel Cost	GHG Rating	Notes
	Comb	City/Hwy			

F-Type S AWD Convertible

A-S8, 3.0L, 6cyl	21	18/26	\$2,000	4	P S SS
------------------	----	-------	---------	---	--------

F-Type S AWD Coupe

A-S8, 3.0L, 6cyl	21	18/26	\$2,000	4	P S SS
------------------	----	-------	---------	---	--------

F-Type S Convertible

A-S8, 3.0L, 6cyl	22	19/27	\$1,900	4	P S SS
------------------	----	-------	---------	---	--------

F-Type S Coupe

A-S8, 3.0L, 6cyl	22	19/27	\$1,900	4	P S SS
------------------	----	-------	---------	---	--------

LAMBORGHINI

Aventador Coupe

AM-S7, 6.5L, 12cyl	10	8/15	\$4,200	1	PR Tax SS
--------------------	----	------	---------	---	-----------

Aventador Roadster

AM-S7, 6.5L, 12cyl	10	9/15	\$4,200	1	PR Tax SS
--------------------	----	------	---------	---	-----------

Huracan

AM-S7, 5.2L, 10cyl	15	13/18	\$2,800	2	PR Tax
--------------------	----	-------	---------	---	--------

Huracan 2WD

AM-S7, 5.2L, 10cyl	15	13/18	\$2,800	2	PR Tax
--------------------	----	-------	---------	---	--------

Huracan Spyder

AM-S7, 5.2L, 10cyl	15	13/18	\$2,800	2	PR Tax
--------------------	----	-------	---------	---	--------

Huracan Spyder 2WD

AM-S7, 5.2L, 10cyl	15	13/18	\$2,800	2	PR Tax
--------------------	----	-------	---------	---	--------

MERCEDES-BENZ

AMG GT C Coupe

AM-7, 4.0L, 8cyl	17	15/19	\$2,450	3	PR T Tax SS
------------------	----	-------	---------	---	-------------

AMG GT C Roadster

AM-7, 4.0L, 8cyl	17	15/20	\$2,450	3	PR T Tax SS
------------------	----	-------	---------	---	-------------

AMG GT Coupe

AM-7, 4.0L, 8cyl	17	15/20	\$2,450	3	PR T Tax SS
------------------	----	-------	---------	---	-------------

AMG GT R Coupe

AM-7, 4.0L, 8cyl	16	14/20	\$2,600	2	PR T Tax SS
------------------	----	-------	---------	---	-------------

AMG GT Roadster

AM-7, 4.0L, 8cyl	17	15/20	\$2,450	3	PR T Tax SS
------------------	----	-------	---------	---	-------------

PORSCHE

Boxster

AM-S7, 2.0L, 4cyl	24	21/27	\$1,750	5	PR T SS
-------------------	----	-------	---------	---	---------

M-6, 2.0L, 4cyl	22	20/26	\$1,900	4	PR T SS
-----------------	----	-------	---------	---	---------

Boxster S

AM-S7, 2.5L, 4cyl	22	19/25	\$1,900	4	PR T SS
-------------------	----	-------	---------	---	---------

M-6, 2.5L, 4cyl	21	19/24	\$2,000	4	PR T SS
-----------------	----	-------	---------	---	---------

Boxster T

AM-S7, 2.0L, 4cyl	23	21/27	\$1,800	5	PR T SS
-------------------	----	-------	---------	---	---------

M-6, 2.0L, 4cyl	22	20/26	\$1,900	4	PR T SS
-----------------	----	-------	---------	---	---------

Cayman

AM-S7, 2.0L, 4cyl	24	21/27	\$1,750	5	PR T SS
-------------------	----	-------	---------	---	---------

M-6, 2.0L, 4cyl	22	20/26	\$1,900	4	PR T SS
-----------------	----	-------	---------	---	---------

Cayman S

AM-S7, 2.5L, 4cyl	22	19/25	\$1,900	4	PR T SS
-------------------	----	-------	---------	---	---------

M-6, 2.5L, 4cyl	21	19/24	\$2,000	4	PR T SS
-----------------	----	-------	---------	---	---------

Cayman T

AM-S7, 2.0L, 4cyl	23	21/27	\$1,800	5	PR T SS
-------------------	----	-------	---------	---	---------

M-6, 2.0L, 4cyl	22	20/26	\$1,900	4	PR T SS
-----------------	----	-------	---------	---	---------

Manufacturer Model Configuration (trans, eng size, cyl)	MPG		Annual Fuel Cost	GHG Rating	Notes
	Comb	City/Hwy			

TOYOTA

GR Supra

▶ A-S8, 2.0L, 4cyl	28	25/32	\$1,500	6	P T SS
A-S8, 3.0L, 6cyl	25	22/30	\$1,650	5	P T SS

MINICOMPACT CARS

ASTON MARTIN

DB11 V12

A-S8, 5.2L, 12cyl	18	15/22	\$2,300	3	P T
-------------------	----	-------	---------	---	-----

DB11 V8

A-S8, 4.0L, 8cyl	20	18/24	\$2,100	4	P T
------------------	----	-------	---------	---	-----

DBS

A-S8, 5.2L, 12cyl	17	14/22	\$2,450	3	P T Tax
-------------------	----	-------	---------	---	---------

BENTLEY

Continental GT Convertible

AM-S8, 4.0L, 8cyl	19	16/26	\$2,200	3	P T SS
AM-S8, 6.0L, 12cyl	15	12/19	\$2,800	2	P T Tax SS

FERRARI

Portofino

AM-7, 3.9L, 8cyl	18	16/22	\$2,300	3	P R T SS
------------------	----	-------	---------	---	----------

Portofino M

AM-8, 3.9L, 8cyl	19	16/23	\$2,200	3	P R T SS
------------------	----	-------	---------	---	----------

LEXUS

LC 500 Convertible

A-S10, 5.0L, 8cyl	18	15/25	\$2,300	3	PR
-------------------	----	-------	---------	---	----

LOTUS

Evora GT

A-S6, 3.5L, 6cyl	20	17/24	\$2,100	4	P S
M-6, 3.5L, 6cyl	20	17/26	\$2,100	4	P S

MINI

Cooper Convertible

▶ AM-S7, 1.5L, 3cyl	31	28/37	\$1,350	7	P T SS
M-6, 1.5L, 3cyl	30	26/37	\$1,400	6	P T

Cooper S Convertible

AM-S7, 2.0L, 4cyl	29	26/34	\$1,450	6	P T
M-6, 2.0L, 4cyl	26	23/32	\$1,600	5	P T

John Cooper Works Convertible

A-S8, 2.0L, 4cyl	28	25/33	\$1,500	6	P T SS
------------------	----	-------	---------	---	--------

POLESTAR

1

▶ A-S8, 2.0L, 4cyl	See page 38.			PR PHEV SS
--------------------	--------------	--	--	------------

PORSCHE

911 Carrera

AM-S8, 3.0L, 6cyl	20	18/24	\$2,100	4	P R T SS
-------------------	----	-------	---------	---	----------

911 Carrera 4

AM-S8, 3.0L, 6cyl	20	18/24	\$2,100	4	P R T SS
-------------------	----	-------	---------	---	----------

Manufacturer Model Configuration (trans, eng size, cyl)	MPG		Annual Fuel Cost	GHG Rating	Notes
	Comb	City/Hwy			

911 Carrera 4 Cabriolet

AM-S8, 3.0L, 6cyl	20	18/24	\$2,100	4	P R T SS
-------------------	----	-------	---------	---	----------

911 Carrera 4S

AM-S8, 3.0L, 6cyl	20	18/23	\$2,100	4	P R T SS
M-7, 3.0L, 6cyl	20	17/25	\$2,100	4	P R T SS

911 Carrera 4S Cabriolet

AM-S8, 3.0L, 6cyl	20	18/23	\$2,100	4	P R T SS
M-7, 3.0L, 6cyl	20	17/24	\$2,100	4	P R T SS

911 Carrera Cabriolet

AM-S8, 3.0L, 6cyl	20	18/24	\$2,100	4	P R T SS
-------------------	----	-------	---------	---	----------

911 Carrera S

AM-S8, 3.0L, 6cyl	20	18/23	\$2,100	4	P R T SS
M-7, 3.0L, 6cyl	21	18/25	\$2,000	4	P R T SS

911 Carrera S Cabriolet

AM-S8, 3.0L, 6cyl	20	18/23	\$2,100	4	P R T SS
M-7, 3.0L, 6cyl	20	17/25	\$2,100	4	P R T SS

911 Targa 4

AM-S8, 3.0L, 6cyl	20	18/24	\$2,100	4	P R T SS
-------------------	----	-------	---------	---	----------

911 Targa 4S

AM-S8, 3.0L, 6cyl	20	18/23	\$2,100	4	P R T SS
M-7, 3.0L, 6cyl	20	17/24	\$2,100	4	P R T SS

911 Turbo

AM-S8, 3.7L, 6cyl	17	15/20	\$2,450	3	P R T Tax SS
-------------------	----	-------	---------	---	--------------

911 Turbo Cabriolet

AM-S8, 3.7L, 6cyl	17	15/20	\$2,450	3	P R T Tax SS
-------------------	----	-------	---------	---	--------------

911 Turbo S

AM-S8, 3.7L, 6cyl	17	15/20	\$2,450	3	P R T SS
-------------------	----	-------	---------	---	----------

911 Turbo S Cabriolet

AM-S8, 3.7L, 6cyl	17	15/20	\$2,450	3	P R T Tax SS
-------------------	----	-------	---------	---	--------------

SUBCOMPACT CARS

AUDI

A5 Cabriolet quattro

AM-S7, 2.0L, 4cyl	26	23/31	\$1,600	5	P T MHEV SS
-------------------	----	-------	---------	---	-------------

A5 quattro

AM-S7, 2.0L, 4cyl	27	24/31	\$1,550	6	P T MHEV SS
-------------------	----	-------	---------	---	-------------

RS 5

A-S8, 2.9L, 6cyl	20	18/25	\$2,100	4	P T
------------------	----	-------	---------	---	-----

S5

A-S8, 3.0L, 6cyl	23	20/28	\$1,800	5	P T SS
------------------	----	-------	---------	---	--------

S5 Cabriolet

A-S8, 3.0L, 6cyl	22	20/26	\$1,900	4	P T SS
------------------	----	-------	---------	---	--------

TT Coupe quattro

AM-S7, 2.0L, 4cyl	26	23/31	\$1,200	5	T SS
-------------------	----	-------	---------	---	------

TT RS

AM-S7, 2.5L, 5cyl	24	20/30	\$1,750	5	P T
-------------------	----	-------	---------	---	-----

TTS Coupe

AM-S7, 2.0L, 4cyl	25	23/29	\$1,650	5	P T SS
-------------------	----	-------	---------	---	--------

BENTLEY

Continental GT

AM-S8, 4.0L, 8cyl	19	16/26	\$2,200	3	P T SS
AM-S8, 6.0L, 12cyl	15	12/20	\$2,800	2	P T Tax SS

Manufacturer Model Configuration (trans, eng size, cyl)	MPG		Annual Fuel Cost	GHG Rating	Notes
	Comb	City/Hwy			
BMW					
230i Convertible					
A-S8, 2.0L, 4cyl	27	23/33	\$1,550	6	P T SS
230i Coupe					
A-S8, 2.0L, 4cyl	28	25/32	\$1,500	6	P T SS
M-6, 2.0L, 4cyl	25	21/32	\$1,650	5	P T SS
230i xDrive Coupe					
A-S8, 2.0L, 4cyl	24	21/30	\$1,750	5	P T SS
430i Coupe					
A-S8, 2.0L, 4cyl	29	26/34	\$1,450	6	P T SS
430i xDrive Coupe					
A-S8, 2.0L, 4cyl	27	24/33	\$1,550	6	P T SS
840i Convertible					
A-S8, 3.0L, 6cyl	25	22/29	\$1,650	5	P T SS
840i Coupe					
A-S8, 3.0L, 6cyl	25	23/30	\$1,650	5	P T SS
840i xDrive Convertible					
A-S8, 3.0L, 6cyl	23	20/27	\$1,800	5	P T SS
840i xDrive Coupe					
A-S8, 3.0L, 6cyl	23	20/27	\$1,800	5	P T SS
M2 Competition Coupe					
AM-S7, 3.0L, 6cyl	19	16/23	\$2,200	3	P T SS
M-6, 3.0L, 6cyl	20	18/24	\$2,100	4	P R T SS
M240i Convertible					
A-S8, 3.0L, 6cyl	24	21/30	\$1,750	5	P T SS
M-6, 3.0L, 6cyl	21	19/27	\$2,000	4	P T SS
M240i Coupe					
A-S8, 3.0L, 6cyl	24	21/30	\$1,750	5	P T SS
M-6, 3.0L, 6cyl	21	19/27	\$2,000	4	P T SS
M240i xDrive Convertible					
A-S8, 3.0L, 6cyl	24	21/30	\$1,750	5	P T SS
M240i xDrive Coupe					
A-S8, 3.0L, 6cyl	24	21/30	\$1,750	5	P T SS
M4 Competition Coupe					
A-S8, 3.0L, 6cyl	19	16/23	\$2,200	3	P T SS
M4 Coupe					
M-6, 3.0L, 6cyl	19	16/23	\$2,200	3	P T SS
M440i xDrive Coupe					
A-S8, 3.0L, 6cyl	25	22/31	\$1,650	5	P T MHEV SS
M8 Competition Convertible					
A-S8, 4.4L, 8cyl	17	15/21	\$2,450	3	P T Tax SS
M850i xDrive Convertible					
A-S8, 4.4L, 8cyl	19	17/24	\$2,200	3	P T SS
CHEVROLET					
Camaro					
A-S8, 2.0L, 4cyl	25	22/30	\$1,650	5	P R T
M-6, 2.0L, 4cyl	22	19/29	\$1,900	4	P R T
A-S10, 3.6L, 6cyl	22	18/29	\$1,450	4	
M-6, 3.6L, 6cyl	20	16/26	\$1,600	4	
A-S10, 6.2L, 8cyl	20	16/26	\$2,100	4	PR
A-S10, 6.2L, 8cyl	16	13/21	\$2,600	2	PR S Tax
M-6, 6.2L, 8cyl	19	16/24	\$2,200	3	PR
M-6, 6.2L, 8cyl	16	14/20	\$2,600	2	PR S Tax

Manufacturer Model Configuration (trans, eng size, cyl)	MPG		Annual Fuel Cost	GHG Rating	Notes
	Comb	City/Hwy			
Spark					
AV, 1.4L, 4cyl	33	30/38	\$950	7	
M-5, 1.4L, 4cyl	33	29/38	\$950	7	
Spark ACTIV					
AV, 1.4L, 4cyl	33	30/37	\$950	7	
M-5, 1.4L, 4cyl	32	29/37	\$1,000	7	
FERRARI					
Roma					
AM-8, 3.9L, 8cyl	19	17/22	\$2,200	3	P R T SS
INFINITI					
Q60					
A-S7, 3.0L, 6cyl	22	19/28	\$1,900	4	P R T
Q60 AWD					
A-S7, 3.0L, 6cyl	22	19/27	\$1,900	4	P R T
Q60 Red Sport					
A-S7, 3.0L, 6cyl	22	20/27	\$1,900	4	P R T
Q60 Red Sport AWD					
A-S7, 3.0L, 6cyl	21	19/26	\$2,000	4	P R T
KARMA					
Revero GT (21-inch wheels)					
A-1, 1.5L, 3cyl		See page 38.			P R T PHEV SS
Revero GT (22-inch wheels)					
A-1, 1.5L, 3cyl		See page 38.			P R T Tax PHEV SS
LEXUS					
LC 500					
A-S10, 5.0L, 8cyl	19	16/25	\$2,200	3	PR
LC 500h					
AV-S10, 3.5L, 6cyl	29	26/34	\$1,450	6	PR HEV SS
RC 300					
A-S8, 2.0L, 4cyl	25	21/31	\$1,650	5	P R T
RC 300 AWD					
A-S6, 3.5L, 6cyl	22	19/26	\$1,900	4	PR
RC 350					
A-S8, 3.5L, 6cyl	23	20/28	\$1,800	5	PR
RC 350 AWD					
A-S6, 3.5L, 6cyl	22	19/26	\$1,900	4	PR
RC F					
A-S8, 5.0L, 8cyl	19	16/24	\$2,200	3	PR
MERCEDES-BENZ					
A220					
AM-7, 2.0L, 4cyl	29	25/36	\$1,450	6	P R T SS
A220 4matic					
AM-7, 2.0L, 4cyl	28	25/34	\$1,500	6	P R T SS
AMG A35 4matic					
AM-7, 2.0L, 4cyl	25	22/29	\$1,650	5	P R T SS
AMG C43 4matic Convertible					
A-9, 3.0L, 6cyl	22	19/27	\$1,900	4	P R T SS
AMG C43 4matic Coupe					
A-9, 3.0L, 6cyl	22	19/27	\$1,900	4	P R T SS

Manufacturer Model Configuration (trans, eng size, cyl)	MPG		Annual Fuel Cost	GHG Rating	Notes
	Comb	City/Hwy			
AMG C63 Convertible					
A-9, 4.0L, 8cyl	20	17/25	\$2,100	4	PRT SS
AMG C63 Coupe					
A-9, 4.0L, 8cyl	20	17/26	\$2,100	4	PRT SS
AMG C63 S Convertible					
A-9, 4.0L, 8cyl	20	17/25	\$2,100	4	PRT SS
AMG C63 S Coupe					
A-9, 4.0L, 8cyl	20	17/26	\$2,100	4	PRT SS
AMG E53 4matic Plus Convertible					
A-9, 3.0L, 6cyl	23	21/27	\$1,800	5	PR MHEV SS
AMG E53 4matic Plus Coupe					
A-9, 3.0L, 6cyl	24	21/28	\$1,750	5	PR MHEV SS
AMG S63 4matic Plus Convertible					
A-9, 4.0L, 8cyl	17	14/24	\$2,450	3	PRT SS
C300 4matic Convertible					
A-9, 2.0L, 4cyl	25	22/30	\$1,650	5	PRT SS
C300 4matic Coupe					
A-9, 2.0L, 4cyl	26	23/32	\$1,600	5	PRT SS
C300 Convertible					
A-9, 2.0L, 4cyl	26	23/31	\$1,600	5	PRT SS
C300 Coupe					
A-9, 2.0L, 4cyl	27	24/33	\$1,550	6	PRT SS
E450 4matic Convertible					
A-9, 3.0L, 6cyl	25	23/29	\$1,650	5	PRT MHEV SS
E450 4matic Coupe					
A-9, 3.0L, 6cyl	25	23/30	\$1,650	5	PRT MHEV SS
E450 Convertible					
A-9, 3.0L, 6cyl	25	23/30	\$1,650	5	PRT MHEV SS
E450 Coupe					
A-9, 3.0L, 6cyl	26	23/31	\$1,600	5	PRT MHEV SS
S560 Convertible					
A-9, 4.0L, 8cyl	20	16/26	\$2,100	4	PRT SS

MINI

Cooper Hardtop 2 door

AM-S7, 1.5L, 3cyl	31	28/37	\$1,350	7	P T SS
M-6, 1.5L, 3cyl	30	26/37	\$1,400	6	P T

Cooper Hardtop 4 door

AM-S7, 1.5L, 3cyl	31	28/37	\$1,350	7	P T SS
M-6, 1.5L, 3cyl	30	26/37	\$1,400	6	P T

Cooper S Hardtop 2 door

AM-S7, 2.0L, 4cyl	30	26/35	\$1,400	6	P T
M-6, 2.0L, 4cyl	27	23/33	\$1,550	6	P T

Cooper S Hardtop 4 door

AM-S7, 2.0L, 4cyl	30	26/35	\$1,400	6	P T
M-6, 2.0L, 4cyl	27	23/33	\$1,550	6	P T

Cooper SE Hardtop 2 door

A-1	108	115/100	\$600	10	EV
-----	-----	---------	-------	----	----

John Cooper Works GP

A-S8, 2.0L, 4cyl	26	24/30	\$1,600	5	P T
------------------	----	-------	---------	---	-----

John Cooper Works Hardtop

A-S8, 2.0L, 4cyl	29	26/34	\$1,450	6	P T
M-6, 2.0L, 4cyl	27	23/33	\$1,550	6	P T

Manufacturer Model Configuration (trans, eng size, cyl)	MPG		Annual Fuel Cost	GHG Rating	Notes
	Comb	City/Hwy			

NISSAN

GT-R

AM-S6, 3.8L, 6cyl	18	16/22	\$2,300	3	PRT
-------------------	----	-------	---------	---	-----

COMPACT CARS

ACURA

ILX

AM-S8, 2.4L, 4cyl	28	24/34	\$1,500	6	P
-------------------	----	-------	---------	---	---

TLX AWD

A-S10, 2.0L, 4cyl	24	21/29	\$1,750	5	P T SS
-------------------	----	-------	---------	---	--------

TLX AWD A-SPEC

A-S10, 2.0L, 4cyl	24	21/29	\$1,750	5	P T SS
-------------------	----	-------	---------	---	--------

TLX FWD

A-S10, 2.0L, 4cyl	25	22/31	\$1,650	5	P T SS
-------------------	----	-------	---------	---	--------

TLX FWD A-SPEC

A-S10, 2.0L, 4cyl	25	22/30	\$1,650	5	P T SS
-------------------	----	-------	---------	---	--------

AUDI

A4 quattro

AM-S7, 2.0L, 4cyl	28	25/34	\$1,500	6	P T MHEV SS
-------------------	----	-------	---------	---	-------------

A4 S line quattro

AM-S7, 2.0L, 4cyl	27	24/31	\$1,550	6	P T MHEV SS
-------------------	----	-------	---------	---	-------------

S4

A-S8, 3.0L, 6cyl	23	20/28	\$1,800	5	P T SS
------------------	----	-------	---------	---	--------

BMW

228i Gran Coupe

A-S8, 2.0L, 4cyl	28	24/33	\$1,500	6	P T SS
------------------	----	-------	---------	---	--------

228i xDrive Gran Coupe

A-S8, 2.0L, 4cyl	27	23/33	\$1,550	6	P T SS
------------------	----	-------	---------	---	--------

330e

A-S8, 2.0L, 4cyl	See page 38.				P T PHEV SS
------------------	--------------	--	--	--	-------------

330e xDrive

A-S8, 2.0L, 4cyl	See page 38.				P T PHEV SS
------------------	--------------	--	--	--	-------------

330i

A-S8, 2.0L, 4cyl	30	26/36	\$1,400	6	P T SS
------------------	----	-------	---------	---	--------

330i xDrive

A-S8, 2.0L, 4cyl	28	25/34	\$1,500	6	P T SS
------------------	----	-------	---------	---	--------

M235i xDrive Gran Coupe

A-S8, 2.0L, 4cyl	26	23/32	\$1,600	5	P T SS
------------------	----	-------	---------	---	--------

M3

M-6, 3.0L, 6cyl	19	16/23	\$2,200	3	P T SS
-----------------	----	-------	---------	---	--------

M3 Competition

A-S8, 3.0L, 6cyl	19	16/23	\$2,200	3	P T SS
------------------	----	-------	---------	---	--------

M340i

A-S8, 3.0L, 6cyl	26	23/32	\$1,600	5	P T MHEV SS
------------------	----	-------	---------	---	-------------

M340i xDrive

A-S8, 3.0L, 6cyl	25	22/31	\$1,650	5	P T MHEV SS
------------------	----	-------	---------	---	-------------

CADILLAC

CT4

A-S8, 2.0L, 4cyl	27	23/34	\$1,550	6	P T SS
A-S10, 2.7L, 4cyl	25	21/31	\$1,650	5	PRT SS

Manufacturer Model Configuration (trans, eng size, cyl)	MPG		Annual Fuel Cost	GHG Rating	Notes
	Comb	City/Hwy			

CT4 AWD

A-S8, 2.0L, 4cyl	26	23/32	\$1,600	5	P T SS
A-S10, 2.7L, 4cyl	24	21/29	\$1,750	5	P R T SS

CT4 V

A-S10, 2.7L, 4cyl	23	20/29	\$1,800	5	P R T SS
-------------------	----	-------	---------	---	----------

CT4 V AWD

A-S10, 2.7L, 4cyl	23	20/28	\$1,800	5	P R T SS
-------------------	----	-------	---------	---	----------

GENESIS

G70 AWD

A-S8, 2.0L, 4cyl	23	20/27	\$1,800	5	P T SS
A-S8, 3.3L, 6cyl	20	17/25	\$2,100	4	P T

G70 RWD

A-S8, 2.0L, 4cyl	25	22/30	\$1,650	5	P T SS
M-6, 2.0L, 4cyl	22	18/28	\$1,900	4	P T
A-S8, 3.3L, 6cyl	20	17/26	\$2,100	4	P T

HONDA

Insight Touring

AV, 1.5L, 4cyl	48	51/45	\$650	9	HEV SS
----------------	----	-------	-------	---	--------

HYUNDAI

Accent

AV-S1, 1.6L, 4cyl	36	33/41	\$900	8	
M-6, 1.6L, 4cyl	33	29/39	\$950	7	

Veloster

AM-S7, 1.6L, 4cyl	30	28/34	\$1,050	6	T
M-6, 1.6L, 4cyl	29	26/33	\$1,100	6	T
A-S6, 2.0L, 4cyl	30	27/34	\$1,050	6	
M-6, 2.0L, 4cyl	28	25/33	\$1,150	6	

Veloster N

AM-S8, 2.0L, 4cyl	22	20/27	\$1,450	4	T
M-6, 2.0L, 4cyl	25	22/28	\$1,250	5	T

KIA

Rio

AV-S1, 1.6L, 4cyl	36	33/41	\$900	8	
-------------------	----	-------	-------	---	--

LEXUS

IS 300

A-S8, 2.0L, 4cyl	25	21/31	\$1,650	5	P R T
------------------	----	-------	---------	---	-------

IS 300 AWD

A-S6, 3.5L, 6cyl	22	19/26	\$1,900	4	PR
------------------	----	-------	---------	---	----

IS 350

A-S8, 3.5L, 6cyl	23	20/28	\$1,800	5	PR
------------------	----	-------	---------	---	----

IS 350 AWD

A-S6, 3.5L, 6cyl	22	19/26	\$1,900	4	PR
------------------	----	-------	---------	---	----

UX 250h

AV-S6, 2.0L, 4cyl	42	43/41	\$750	8	HEV SS
-------------------	----	-------	-------	---	--------

UX 250h AWD

AV-S6, 2.0L, 4cyl	39	41/38	\$800	8	HEV SS
-------------------	----	-------	-------	---	--------

MAZDA

2

A-S6, 1.5L, 4cyl	35	32/40	\$900	7	
M-6, 1.5L, 4cyl	34	30/39	\$950	7	

Manufacturer Model Configuration (trans, eng size, cyl)	MPG		Annual Fuel Cost	GHG Rating	Notes
	Comb	City/Hwy			

3 4-Door 2WD

A-S6, 2.0L, 4cyl	31	28/36	\$1,050	7	
A-S6, 2.5L, 4cyl	30	26/35	\$1,050	6	
A-S6, 2.5L, 4cyl	30	26/35	\$1,050	6	w/ C. D.

3 4-Door 4WD

A-S6, 2.5L, 4cyl	28	25/33	\$1,150	6	
A-S6, 2.5L, 4cyl	28	25/33	\$1,150	6	w/ C. D.
A-S6, 2.5L, 4cyl	27	23/32	\$1,200	6	T

CX-3 2WD

A-S6, 2.0L, 4cyl	31	29/34	\$1,050	7	
------------------	----	-------	---------	---	--

CX-3 4WD

A-S6, 2.0L, 4cyl	29	27/32	\$1,100	6	
------------------	----	-------	---------	---	--

MERCEDES-BENZ

AMG C43 4matic

A-9, 3.0L, 6cyl	21	18/27	\$2,000	4	P R T SS
-----------------	----	-------	---------	---	----------

AMG C63

A-9, 4.0L, 8cyl	21	17/26	\$2,000	4	P R T SS
-----------------	----	-------	---------	---	----------

AMG C63 S

A-9, 4.0L, 8cyl	21	17/26	\$2,000	4	P R T SS
-----------------	----	-------	---------	---	----------

AMG CLA35 4matic

AM-7, 2.0L, 4cyl	25	22/29	\$1,650	5	P R T SS
------------------	----	-------	---------	---	----------

AMG CLA45 4matic

AM-8, 2.0L, 4cyl	23	20/29	\$1,800	5	P R T SS
------------------	----	-------	---------	---	----------

AMG CLS53 4matic Plus

A-9, 3.0L, 6cyl	23	21/26	\$1,800	5	PR MHEV SS
-----------------	----	-------	---------	---	------------

AMG GT 43 4matic Plus

A-9, 3.0L, 6cyl	22	20/25	\$1,900	4	PR MHEV SS
-----------------	----	-------	---------	---	------------

AMG GT 53 4matic Plus

A-9, 3.0L, 6cyl	22	20/25	\$1,900	4	PR MHEV SS
-----------------	----	-------	---------	---	------------

AMG GT 63 4matic Plus

A-9, 4.0L, 8cyl	18	16/21	\$2,300	3	P R T SS
-----------------	----	-------	---------	---	----------

AMG GT 63 S 4matic Plus

A-9, 4.0L, 8cyl	18	16/21	\$2,300	3	P R T SS
-----------------	----	-------	---------	---	----------

AMG S63 4matic Plus Coupe

A-9, 4.0L, 8cyl	19	16/26	\$2,200	3	P R T SS
-----------------	----	-------	---------	---	----------

C300

A-9, 2.0L, 4cyl	27	23/35	\$1,550	6	P R T SS
-----------------	----	-------	---------	---	----------

C300 4matic

A-9, 2.0L, 4cyl	27	23/33	\$1,550	6	P R T SS
-----------------	----	-------	---------	---	----------

CLA250

AM-7, 2.0L, 4cyl	29	25/35	\$1,450	6	P R T SS
------------------	----	-------	---------	---	----------

CLA250 4matic

AM-7, 2.0L, 4cyl	27	24/33	\$1,550	6	P R T SS
------------------	----	-------	---------	---	----------

CLS450

A-9, 3.0L, 6cyl	26	23/30	\$1,600	5	P R T MHEV SS
-----------------	----	-------	---------	---	---------------

CLS450 4matic

A-9, 3.0L, 6cyl	25	22/29	\$1,650	5	P R T MHEV SS
-----------------	----	-------	---------	---	---------------

S560 4matic Coupe

A-9, 4.0L, 8cyl	20	16/26	\$2,100	4	P R T SS
-----------------	----	-------	---------	---	----------

MITSUBISHI

Mirage

AV, 1.2L, 3cyl	39	36/43	\$800	8	
M-5, 1.2L, 3cyl	36	33/41	\$900	8	

Manufacturer Model Configuration (trans, eng size, cyl)	MPG		Annual Fuel Cost	GHG Rating	Notes
	Comb	City/Hwy			

Mirage G4

AV, 1.2L, 3cyl	37	35/41	\$850	8	
M-5, 1.2L, 3cyl	35	33/40	\$900	7	

NISSAN

Versa

AV, 1.6L, 4cyl	35	32/40	\$900	7	
M-5, 1.6L, 4cyl	30	27/35	\$1,050	6	

ROLLS-ROYCE

Dawn

A-S8, 6.6L, 12cyl	14	12/18	\$3,000	1	P T Tax
-------------------	----	-------	---------	---	---------

Dawn Black Badge

A-S8, 6.6L, 12cyl	14	12/18	\$3,000	1	P T Tax
-------------------	----	-------	---------	---	---------

TOYOTA

C-HR

AV-S7, 2.0L, 4cyl	29	27/31	\$1,100	6	
-------------------	----	-------	---------	---	--

Corolla

AV, 1.8L, 4cyl	33	30/38	\$950	7	
M-6, 1.8L, 4cyl	33	29/39	\$950	7	
AV-S10, 2.0L, 4cyl	34	31/40	\$950	7	
M-6, 2.0L, 4cyl	32	29/36	\$1,000	7	

Corolla APEX

AV-S10, 2.0L, 4cyl	34	31/38	\$950	7	
M-6, 2.0L, 4cyl	31	28/36	\$1,050	7	

Corolla Hatchback

AM-S10, 2.0L, 4cyl	35	32/41	\$900	7	
M-6, 2.0L, 4cyl	31	28/37	\$1,050	7	

Corolla Hatchback XSE

AM-S10, 2.0L, 4cyl	33	30/38	\$950	7	
--------------------	----	-------	-------	---	--

Corolla Hybrid

▶ AV, 1.8L, 4cyl	52	53/52	\$600	9	HEV SS
------------------	----	-------	-------	---	--------

Corolla XLE

AV, 1.8L, 4cyl	32	29/37	\$1,000	7	
----------------	----	-------	---------	---	--

Corolla XSE

AV-S10, 2.0L, 4cyl	34	31/38	\$950	7	
--------------------	----	-------	-------	---	--

VOLKSWAGEN

Golf

A-S8, 1.4L, 4cyl	32	29/36	\$1,000	7	T SS
M-6, 1.4L, 4cyl	33	29/39	\$950	7	T

GTI

AM-S7, 2.0L, 4cyl	27	24/32	\$1,200	6	T SS
M-6, 2.0L, 4cyl	26	23/30	\$1,200	5	T

Jetta

A-S8, 1.4L, 4cyl	33	29/39	\$950	7	T SS
M-6, 1.4L, 4cyl	34	30/41	\$950	7	T

Jetta GLI

AM-S7, 2.0L, 4cyl	28	24/35	\$1,150	6	T SS
M-6, 2.0L, 4cyl	28	24/33	\$1,150	6	T

VOLVO

S60 AWD

A-S8, 2.0L, 4cyl	26	22/33	\$1,600	5	P R T SS
A-S8, 2.0L, 4cyl	25	21/32	\$1,650	5	P R T S SS

Manufacturer Model Configuration (trans, eng size, cyl)	MPG		Annual Fuel Cost	GHG Rating	Notes
	Comb	City/Hwy			

S60 AWD PHEV

A-S8, 2.0L, 4cyl	See page 38.				P R T S PHEV SS
------------------	--------------	--	--	--	-----------------

S60 FWD

A-S8, 2.0L, 4cyl	27	23/34	\$1,550	6	P R T SS
------------------	----	-------	---------	---	----------

MIDSIZE CARS

ALFA ROMEO

Giulia

A-8, 2.0L, 4cyl	27	24/33	\$1,550	6	P T SS
-----------------	----	-------	---------	---	--------

Giulia AWD

A-8, 2.0L, 4cyl	26	23/31	\$1,600	5	P T SS
-----------------	----	-------	---------	---	--------

AUDI

A5 Sportback quattro

AM-S7, 2.0L, 4cyl	28	25/34	\$1,500	6	P T MHEV SS
-------------------	----	-------	---------	---	-------------

A5 Sportback S line quattro

AM-S7, 2.0L, 4cyl	27	24/31	\$1,550	6	P T MHEV SS
-------------------	----	-------	---------	---	-------------

A6 quattro

AM-S7, 2.0L, 4cyl	26	23/31	\$1,600	5	P T MHEV SS
AM-S7, 3.0L, 6cyl	24	22/29	\$1,750	5	P T MHEV SS

A7 quattro

AM-S7, 2.0L, 4cyl	See page 38.				P T PHEV SS
AM-S7, 3.0L, 6cyl	24	22/29	\$1,750	5	P T MHEV SS

RS 5 Sportback

A-S8, 2.9L, 6cyl	21	18/25	\$2,000	4	P T
------------------	----	-------	---------	---	-----

RS 7

A-S8, 4.0L, 8cyl	17	15/22	\$2,450	3	P T MHEV SS
------------------	----	-------	---------	---	-------------

S5 Sportback

A-S8, 3.0L, 6cyl	23	20/28	\$1,800	5	P T SS
------------------	----	-------	---------	---	--------

S6

A-S8, 2.9L, 6cyl	22	18/28	\$1,900	4	P T MHEV SS
------------------	----	-------	---------	---	-------------

S7

A-S8, 2.9L, 6cyl	22	18/28	\$1,900	4	P T MHEV SS
------------------	----	-------	---------	---	-------------

BENTLEY

Flying Spur

AM-S8, 6.0L, 12cyl	15	12/19	\$2,800	2	P T Tax SS
--------------------	----	-------	---------	---	------------

BMW

530i

A-S8, 2.0L, 4cyl	28	25/33	\$1,500	6	P T SS
------------------	----	-------	---------	---	--------

530i xDrive

A-S8, 2.0L, 4cyl	27	23/32	\$1,550	6	P T HEV SS
------------------	----	-------	---------	---	------------

540i

A-S8, 3.0L, 6cyl	27	25/32	\$1,550	6	P T MHEV SS
------------------	----	-------	---------	---	-------------

540i xDrive

A-S8, 3.0L, 6cyl	26	23/31	\$1,600	5	P T SS
------------------	----	-------	---------	---	--------

840i Gran Coupe

A-S8, 3.0L, 6cyl	25	22/29	\$1,650	5	P T SS
------------------	----	-------	---------	---	--------

840i xDrive Gran Coupe

A-S8, 3.0L, 6cyl	23	20/27	\$1,800	5	P T SS
------------------	----	-------	---------	---	--------

M5

A-S8, 4.4L, 8cyl	17	15/21	\$2,450	3	P T Tax SS
------------------	----	-------	---------	---	------------

Manufacturer Model Configuration (trans, eng size, cyl)	MPG		Annual Fuel Cost	GHG Rating	Notes
	Comb	City/Hwy			

M5 Competition

A-S8, 4.4L, 8cyl	17	15/21	\$2,450	3	P T Tax SS
------------------	----	-------	---------	---	------------

M550i xDrive

A-S8, 4.4L, 8cyl	20	17/25	\$2,100	4	P T SS
------------------	----	-------	---------	---	--------

M8 Competition Gran Coupe

A-S8, 4.4L, 8cyl	17	15/21	\$2,450	3	P T Tax SS
------------------	----	-------	---------	---	------------

M8 Gran Coupe

A-S8, 4.4L, 8cyl	17	15/21	\$2,450	3	P T Tax SS
------------------	----	-------	---------	---	------------

M850i xDrive Gran Coupe

A-S8, 4.4L, 8cyl	19	17/24	\$2,200	3	P T SS
------------------	----	-------	---------	---	--------

X2 M35i

A-S8, 2.0L, 4cyl	26	23/30	\$1,600	5	P T SS
------------------	----	-------	---------	---	--------

X2 sDrive28i

A-S8, 2.0L, 4cyl	27	24/32	\$1,550	6	P T SS
------------------	----	-------	---------	---	--------

X2 xDrive28i

A-S8, 2.0L, 4cyl	27	24/31	\$1,550	6	P T SS
------------------	----	-------	---------	---	--------

CADILLAC

CT5

A-S10, 2.0L, 4cyl	26	23/32	\$1,600	5	P T SS
-------------------	----	-------	---------	---	--------

A-S10, 3.0L, 6cyl	22	19/28	\$1,900	4	P R T SS
-------------------	----	-------	---------	---	----------

CT5 AWD

A-S10, 2.0L, 4cyl	25	21/31	\$1,650	5	P T SS
-------------------	----	-------	---------	---	--------

A-S10, 3.0L, 6cyl	21	18/26	\$2,000	4	P R T SS
-------------------	----	-------	---------	---	----------

CT5 V

A-S10, 3.0L, 6cyl	21	18/27	\$2,000	4	P R T SS
-------------------	----	-------	---------	---	----------

CT5 V AWD

A-S10, 3.0L, 6cyl	21	18/26	\$2,000	4	P R T SS
-------------------	----	-------	---------	---	----------

CHEVROLET

Malibu

AV, 1.5L, 4cyl	32	29/36	\$1,000	7	T SS
----------------	----	-------	---------	---	------

A-9, 2.0L, 4cyl	26	22/33	\$1,200	5	T
-----------------	----	-------	---------	---	---

DODGE

Challenger

A-8, 3.6L, 6cyl	23	19/30	\$1,400	5	
-----------------	----	-------	---------	---	--

A-8, 5.7L, 8cyl	19	16/25	\$2,000	3	Mid
-----------------	----	-------	---------	---	-----

M-6, 5.7L, 8cyl	18	15/23	\$2,300	3	P
-----------------	----	-------	---------	---	---

A-8, 6.4L, 8cyl	18	15/24	\$2,300	3	P
-----------------	----	-------	---------	---	---

M-6, 6.4L, 8cyl	17	14/23	\$2,450	3	P Tax
-----------------	----	-------	---------	---	-------

Challenger AWD

A-8, 3.6L, 6cyl	21	18/27	\$1,500	4	
-----------------	----	-------	---------	---	--

Challenger SRT

A-8, 6.2L, 8cyl	16	13/22	\$2,600	2	P S Tax
-----------------	----	-------	---------	---	---------

M-6, 6.2L, 8cyl	16	13/21	\$2,600	2	P S Tax
-----------------	----	-------	---------	---	---------

Challenger SRT Widebody

A-8, 6.2L, 8cyl	15	13/21	\$2,800	2	P S Tax
-----------------	----	-------	---------	---	---------

M-6, 6.2L, 8cyl	16	13/21	\$2,600	2	P S Tax
-----------------	----	-------	---------	---	---------

Challenger Widebody

A-8, 6.4L, 8cyl	18	15/24	\$2,300	3	P
-----------------	----	-------	---------	---	---

M-6, 6.4L, 8cyl	17	14/23	\$2,450	3	P Tax
-----------------	----	-------	---------	---	-------

Manufacturer Model Configuration (trans, eng size, cyl)	MPG		Annual Fuel Cost	GHG Rating	Notes
	Comb	City/Hwy			

HONDA

Civic 4Dr

AV, 1.5L, 4cyl	36	32/42	\$900	8	T
----------------	----	-------	-------	---	---

AV-S7, 1.5L, 4cyl	33	30/38	\$950	7	T
-------------------	----	-------	-------	---	---

AV, 2.0L, 4cyl	33	30/38	\$950	7	
----------------	----	-------	-------	---	--

AV-S7, 2.0L, 4cyl	32	29/37	\$1,000	7	
-------------------	----	-------	---------	---	--

Clarity Plug-in Hybrid

AV, 1.5L, 4cyl	See page 38.				PHEV SS
----------------	--------------	--	--	--	---------

Insight

AV, 1.5L, 4cyl	52	55/49	\$600	9	HEV SS
----------------	----	-------	-------	---	--------

HYUNDAI

Elantra

AM-S7, 1.6L, 4cyl	31	28/36	\$1,050	7	T
-------------------	----	-------	---------	---	---

M-6, 1.6L, 4cyl	28	25/34	\$1,150	6	T
-----------------	----	-------	---------	---	---

AV-S1, 2.0L, 4cyl	37	33/43	\$850	8	SS
-------------------	----	-------	-------	---	----

AV-S1, 2.0L, 4cyl	35	31/41	\$900	7	
-------------------	----	-------	-------	---	--

Venue

AV-S1, 1.6L, 4cyl	31	30/33	\$1,050	7	
-------------------	----	-------	---------	---	--

INFINITI

Q50

A-S7, 3.0L, 6cyl	23	20/29	\$1,800	5	P R T
------------------	----	-------	---------	---	-------

Q50 AWD

A-S7, 3.0L, 6cyl	22	19/27	\$1,900	4	P R T
------------------	----	-------	---------	---	-------

Q50 Red Sport

A-S7, 3.0L, 6cyl	22	20/26	\$1,900	4	P R T
------------------	----	-------	---------	---	-------

Q50 Red Sport AWD

A-S7, 3.0L, 6cyl	22	19/26	\$1,900	4	P R T
------------------	----	-------	---------	---	-------

KIA

Forte

AM-S7, 1.6L, 4cyl	30	27/35	\$1,050	6	T
-------------------	----	-------	---------	---	---

M-6, 1.6L, 4cyl	28	25/32	\$1,150	6	T
-----------------	----	-------	---------	---	---

AV, 2.0L, 4cyl	33	29/40	\$950	7	
----------------	----	-------	-------	---	--

M-6, 2.0L, 4cyl	31	27/37	\$1,050	7	
-----------------	----	-------	---------	---	--

Forte FE

AV, 2.0L, 4cyl	35	31/41	\$900	7	
----------------	----	-------	-------	---	--

Stinger AWD

A-S8, 2.0L, 4cyl	24	21/29	\$1,750	5	P T SS
------------------	----	-------	---------	---	--------

A-S8, 3.3L, 6cyl	20	17/25	\$2,100	4	P T SS
------------------	----	-------	---------	---	--------

Stinger RWD

A-S8, 2.0L, 4cyl	25	22/29	\$1,650	5	P T SS
------------------	----	-------	---------	---	--------

A-S8, 3.3L, 6cyl	20	17/25	\$2,100	4	P T SS
------------------	----	-------	---------	---	--------

LEXUS

ES 250 AWD

A-S8, 2.5L, 4cyl	28	25/34	\$1,150	6	
------------------	----	-------	---------	---	--

ES 300h

AV-S6, 2.5L, 4cyl	44	43/44	\$700	9	HEV SS
-------------------	----	-------	-------	---	--------

ES 350

A-S8, 3.5L, 6cyl	26	22/32	\$1,200	5	
------------------	----	-------	---------	---	--

ES 350 F Sport

A-S8, 3.5L, 6cyl	25	22/31	\$1,250	5	
------------------	----	-------	---------	---	--

Manufacturer Model Configuration (trans, eng size, cyl)	MPG		Annual Fuel Cost	GHG Rating	Notes
	Comb	City/Hwy			

LS 500

A-S10, 3.4L, 6cyl	22	18/29	\$1,900	4	P R T
-------------------	----	-------	---------	---	-------

LS 500 AWD

A-S10, 3.4L, 6cyl	21	17/27	\$2,000	4	P R T
-------------------	----	-------	---------	---	-------

UX 200

AV-S10, 2.0L, 4cyl	32	29/37	\$1,000	7	
--------------------	----	-------	---------	---	--

MASERATI

Ghibli

A-8, 3.0L, 6cyl	20	17/25	\$2,100	4	P R T S S
-----------------	----	-------	---------	---	-----------

Ghibli S

A-8, 3.0L, 6cyl	20	17/25	\$2,100	4	P R T S S
-----------------	----	-------	---------	---	-----------

Ghibli SQ4

A-8, 3.0L, 6cyl	19	16/24	\$2,200	3	P R T S S
-----------------	----	-------	---------	---	-----------

Ghibli Trofeo

A-8, 3.8L, 8cyl	16	13/20	\$2,600	2	P R T Tax S S
-----------------	----	-------	---------	---	---------------

MAZDA

3 5-Door 2WD

A-S6, 2.5L, 4cyl	29	26/34	\$1,100	6	
------------------	----	-------	---------	---	--

M-6, 2.5L, 4cyl	27	24/33	\$1,200	6	
-----------------	----	-------	---------	---	--

3 5-Door 4WD

A-S6, 2.5L, 4cyl	27	25/31	\$1,200	6	
------------------	----	-------	---------	---	--

A-S6, 2.5L, 4cyl	26	23/31	\$1,200	5	T
------------------	----	-------	---------	---	---

6

A-S6, 2.5L, 4cyl	29	26/35	\$1,100	6	
------------------	----	-------	---------	---	--

A-S6, 2.5L, 4cyl	26	23/31	\$1,200	5	T
------------------	----	-------	---------	---	---

MERCEDES-BENZ

AMG E53 4matic Plus

A-9, 3.0L, 6cyl	25	22/29	\$1,650	5	PR MHEV S S
-----------------	----	-------	---------	---	-------------

AMG E63 S 4matic Plus

A-9, 4.0L, 8cyl	18	16/23	\$2,300	3	P R T S S
-----------------	----	-------	---------	---	-----------

E350

A-9, 2.0L, 4cyl	25	22/31	\$1,650	5	P R T S S
-----------------	----	-------	---------	---	-----------

E350 4matic

A-9, 2.0L, 4cyl	25	22/30	\$1,650	5	P R T S S
-----------------	----	-------	---------	---	-----------

E450 4matic

A-9, 3.0L, 6cyl	26	23/30	\$1,600	5	PR T MHEV S S
-----------------	----	-------	---------	---	---------------

MINI

Cooper Countryman

AM-S7, 1.5L, 3cyl	29	26/33	\$1,450	6	P T S S
-------------------	----	-------	---------	---	---------

Cooper Countryman All4

A-S8, 1.5L, 3cyl	27	23/32	\$1,550	6	P T
------------------	----	-------	---------	---	-----

Cooper S Clubman

AM-S7, 2.0L, 4cyl	29	25/35	\$1,450	6	P T
-------------------	----	-------	---------	---	-----

M-6, 2.0L, 4cyl	26	22/32	\$1,600	5	P T
-----------------	----	-------	---------	---	-----

Cooper S Clubman All4

A-S8, 2.0L, 4cyl	26	23/32	\$1,600	5	P T S S
------------------	----	-------	---------	---	---------

Cooper S Countryman

AM-S7, 2.0L, 4cyl	28	24/33	\$1,500	6	P T
-------------------	----	-------	---------	---	-----

Cooper S Countryman All4

A-S8, 2.0L, 4cyl	26	23/31	\$1,600	5	P T S S
------------------	----	-------	---------	---	---------

Manufacturer Model Configuration (trans, eng size, cyl)	MPG		Annual Fuel Cost	GHG Rating	Notes
	Comb	City/Hwy			

Cooper SE Countryman All4

A-S6, 1.5L, 3cyl	See page 38.				P T PHEV S S
------------------	--------------	--	--	--	--------------

JCW Countryman All4

A-S8, 2.0L, 4cyl	26	23/30	\$1,600	5	P T S S
------------------	----	-------	---------	---	---------

John Cooper Works Clubman All4

A-S8, 2.0L, 4cyl	26	23/31	\$1,600	5	P T S S
------------------	----	-------	---------	---	---------

NISSAN

Altima

AV, 2.5L, 4cyl	32	28/39	\$1,000	7	
----------------	----	-------	---------	---	--

Altima AWD

AV, 2.5L, 4cyl	30	26/36	\$1,050	6	
----------------	----	-------	---------	---	--

Altima AWD SR/Platinum

AV, 2.5L, 4cyl	29	25/35	\$1,100	6	
----------------	----	-------	---------	---	--

Altima SR

AV, 2.5L, 4cyl	31	27/37	\$1,050	7	
----------------	----	-------	---------	---	--

Altima SR/Platinum

AV, 2.0L, 4cyl	29	25/34	\$1,100	6	T
----------------	----	-------	---------	---	---

Altima SV/SL

AV, 2.5L, 4cyl	31	27/37	\$1,050	7	
----------------	----	-------	---------	---	--

Maxima

AV-S7, 3.5L, 6cyl	24	20/30	\$1,750	5	P
-------------------	----	-------	---------	---	---

Sentra

AV, 2.0L, 4cyl	33	29/39	\$950	7	
----------------	----	-------	-------	---	--

Sentra SR

AV, 2.0L, 4cyl	32	28/37	\$1,000	7	
----------------	----	-------	---------	---	--

POLESTAR

2

A-1	92	96/88	\$700	10	EV
-----	----	-------	-------	----	----

ROLLS-ROYCE

Wraith

A-S8, 6.6L, 12cyl	14	12/18	\$3,000	1	P T Tax
-------------------	----	-------	---------	---	---------

Wraith Black Badge

A-S8, 6.6L, 12cyl	14	12/18	\$3,000	1	P T Tax
-------------------	----	-------	---------	---	---------

SUBARU

Impreza 4-Door

AV-S7, 2.0L, 4cyl	32	28/36	\$1,000	7	
-------------------	----	-------	---------	---	--

M-5, 2.0L, 4cyl	26	23/31	\$1,200	5	
-----------------	----	-------	---------	---	--

Impreza Sport 4-Door

AV-S7, 2.0L, 4cyl	30	27/36	\$1,050	6	
-------------------	----	-------	---------	---	--

TESLA

Model 3 Long Range AWD

A-1	134	141/127	\$500	10	EV
-----	-----	---------	-------	----	----

Model 3 Performance AWD

A-1	113	118/107	\$600	10	EV
-----	-----	---------	-------	----	----

TOYOTA

Avalon

A-S8, 3.5L, 6cyl	25	22/31	\$1,250	5	
------------------	----	-------	---------	---	--

Manufacturer Model Configuration (trans, eng size, cyl)	MPG		Annual Fuel Cost	GHG Rating	Notes
	Comb	City/Hwy			
Avalon AWD					
A-S8, 2.5L, 4cyl	28	25/34	\$1,150	6	
Avalon Hybrid					
AV-S6, 2.5L, 4cyl	43	43/43	\$750	9	HEV SS
Avalon Hybrid XLE					
AV-S6, 2.5L, 4cyl	44	43/44	\$700	9	HEV SS
Avalon TRD					
A-S8, 3.5L, 6cyl	25	21/30	\$1,250	5	
Avalon XLE					
A-S8, 3.5L, 6cyl	26	22/32	\$1,200	5	
Camry					
A-S8, 3.5L, 6cyl	26	22/33	\$1,200	5	
Camry AWD LE/SE					
A-S8, 2.5L, 4cyl	29	25/34	\$1,100	6	
Camry AWD XLE/XSE					
A-S8, 2.5L, 4cyl	28	25/34	\$1,150	6	
Camry Hybrid LE					
AV-S6, 2.5L, 4cyl	52	51/53	\$600	9	HEV SS
Camry Hybrid SE/XLE/XSE					
AV-S6, 2.5L, 4cyl	46	44/47	\$700	9	HEV SS
Camry LE/SE					
A-S8, 2.5L, 4cyl	32	28/39	\$1,000	7	
Camry TRD					
A-S8, 3.5L, 6cyl	25	22/31	\$1,250	5	
Camry XLE/XSE					
A-S8, 2.5L, 4cyl	31	27/38	\$1,050	7	
Camry XSE					
A-S8, 3.5L, 6cyl	26	22/32	\$1,200	5	
Prius					
AV, 1.8L, 4cyl	52	54/50	\$600	9	HEV SS
Prius AWD					
AV, 1.8L, 4cyl	49	51/47	\$650	9	PT4 HEV SS
Prius Eco					
▶ AV, 1.8L, 4cyl	56	58/53	\$550	10	HEV SS
Prius Prime					
AV, 1.8L, 4cyl	See page 38.				PHEV SS
VOLKSWAGEN					
Passat					
A-S6, 2.0L, 4cyl	28	24/36	\$1,150	6	T SS
VOLVO					
S90 AWD					
A-S8, 2.0L, 4cyl	25	21/32	\$1,650	5	PR T S SS
S90 AWD PHEV					
A-S8, 2.0L, 4cyl	See page 38.				PR T S PHEV SS
LARGE CARS					
AUDI					
A8 L					
A-S8, 3.0L, 6cyl	21	17/26	\$2,000	4	P T MHEV SS
A-S8, 3.0L, 6cyl	See page 38.				P T PHEV SS
A-S8, 4.0L, 8cyl	18	15/23	\$2,300	3	P T MHEV SS

Manufacturer Model Configuration (trans, eng size, cyl)	MPG		Annual Fuel Cost	GHG Rating	Notes
	Comb	City/Hwy			
S8					
A-S8, 4.0L, 8cyl	16	13/22	\$2,600	2	PT Tax MHEV SS
BMW					
740i					
A-S8, 3.0L, 6cyl	25	22/29	\$1,650	5	PT SS
740i xDrive					
A-S8, 3.0L, 6cyl	23	20/27	\$1,800	5	PT SS
745e xDrive					
A-S8, 3.0L, 6cyl	See page 38.				PT PHEV SS
750i xDrive					
A-S8, 4.4L, 8cyl	19	17/24	\$2,200	3	PT SS
Alpina B7					
A-S8, 4.4L, 8cyl	19	17/24	\$2,200	3	PT SS
M760i xDrive					
A-S8, 6.6L, 12cyl	16	13/20	\$2,600	2	PT Tax SS
X1 sDrive28i					
A-S8, 2.0L, 4cyl	27	24/33	\$1,550	6	PT SS
X1 xDrive28i					
A-S8, 2.0L, 4cyl	26	23/31	\$1,600	5	PT SS
CHRYSLER					
300					
A-8, 3.6L, 6cyl	23	19/30	\$1,400	5	
A-8, 5.7L, 8cyl	19	16/25	\$2,000	3	Mid
300 AWD					
A-8, 3.6L, 6cyl	21	18/27	\$1,500	4	
DODGE					
Charger					
A-8, 3.6L, 6cyl	23	19/30	\$1,400	5	
A-8, 5.7L, 8cyl	19	16/25	\$2,000	3	Mid
A-8, 6.4L, 8cyl	18	15/24	\$2,300	3	P
Charger AWD					
A-8, 3.6L, 6cyl	21	18/27	\$1,500	4	
Charger SRT Widebody					
A-8, 6.2L, 8cyl	15	12/21	\$2,800	2	P S Tax
Charger Widebody					
A-8, 6.4L, 8cyl	18	15/24	\$2,300	3	P
GENESIS					
G80 AWD					
A-S8, 2.5L, 4cyl	25	22/30	\$1,650	5	PT SS
A-S8, 3.5L, 6cyl	21	18/26	\$2,000	4	PT SS
G80 RWD					
A-S8, 2.5L, 4cyl	26	23/32	\$1,600	5	PT SS
A-S8, 3.5L, 6cyl	22	19/27	\$1,900	4	PT SS
G90 AWD					
A-S8, 3.3L, 6cyl	20	17/24	\$2,100	4	PT
A-S8, 5.0L, 8cyl	18	16/23	\$2,300	3	P
G90 RWD					
A-S8, 3.3L, 6cyl	19	17/24	\$2,200	3	PT
A-S8, 5.0L, 8cyl	19	16/24	\$2,200	3	P

Manufacturer Model Configuration (trans, eng size, cyl)	MPG		Annual Fuel Cost	GHG Rating	Notes
	Comb	City/Hwy			

HONDA

Accord

AV, 1.5L, 4cyl	33	30/38	\$950	7	T SS
----------------	----	-------	-------	---	------

Accord Hybrid

AV, 2.0L, 4cyl	48	48/48	\$650	9	HEV SS
----------------	----	-------	-------	---	--------

Accord Hybrid Sport/Touring

AV, 2.0L, 4cyl	43	44/41	\$750	9	HEV SS
----------------	----	-------	-------	---	--------

Accord Sport/Touring

AV-S7, 1.5L, 4cyl	32	29/35	\$1,000	7	T SS
A-S10, 2.0L, 4cyl	26	22/32	\$1,200	5	T

Civic 5Dr

AV, 1.5L, 4cyl	34	31/40	\$950	7	T
AV-S7, 1.5L, 4cyl	32	29/35	\$1,300	7	P T
M-6, 1.5L, 4cyl	32	29/37	\$1,300	7	P T

HYUNDAI

Ioniq

AM-S6, 1.6L, 4cyl	55	54/56	\$600	10	HEV SS
-------------------	----	-------	-------	----	--------

Ioniq Blue

▶ AM-S6, 1.6L, 4cyl	59	59/60	\$550	10	HEV SS
---------------------	----	-------	-------	----	--------

Sonata

A-S8, 1.6L, 4cyl	30	27/37	\$1,050	6	T
A-S8, 2.5L, 4cyl	32	28/38	\$1,000	7	SS
A-S8, 2.5L, 4cyl	31	27/37	\$1,050	7	
AM-S8, 2.5L, 4cyl	27	23/33	\$1,200	6	T

Sonata Hybrid

AM-S6, 2.0L, 4cyl	47	45/51	\$700	9	HEV SS
-------------------	----	-------	-------	---	--------

Sonata Hybrid Blue

AM-S6, 2.0L, 4cyl	52	50/54	\$600	9	HEV SS
-------------------	----	-------	-------	---	--------

KIA

K5

A-S8, 1.6L, 4cyl	32	29/38	\$1,000	7	T SS
A-S8, 1.6L, 4cyl	31	27/37	\$1,050	7	T
AM-S8, 2.5L, 4cyl	27	24/32	\$1,200	6	T

K5 AWD

A-S8, 1.6L, 4cyl	29	26/34	\$1,100	6	T
------------------	----	-------	---------	---	---

MASERATI

Quattroporte S

A-8, 3.0L, 6cyl	19	16/24	\$2,200	3	P R T SS
-----------------	----	-------	---------	---	----------

Quattroporte SQ4

A-8, 3.0L, 6cyl	19	16/24	\$2,200	3	P R T SS
-----------------	----	-------	---------	---	----------

Quattroporte Trofeo

A-8, 3.8L, 8cyl	16	13/20	\$2,600	2	P R T Tax SS
-----------------	----	-------	---------	---	--------------

ROLLS-ROYCE

Ghost

A-S8, 6.7L, 12cyl	14	12/19	\$3,000	1	P T Tax
-------------------	----	-------	---------	---	---------

Ghost EWB

A-S8, 6.7L, 12cyl	14	12/19	\$3,000	1	P T Tax
-------------------	----	-------	---------	---	---------

Phantom

A-S8, 6.7L, 12cyl	14	12/20	\$3,000	1	P T Tax
-------------------	----	-------	---------	---	---------

Phantom EWB

A-S8, 6.7L, 12cyl	14	12/20	\$3,000	1	P T Tax
-------------------	----	-------	---------	---	---------

Manufacturer Model Configuration (trans, eng size, cyl)	MPG		Annual Fuel Cost	GHG Rating	Notes
	Comb	City/Hwy			

SUBARU

Legacy AWD

AV-S8, 2.4L, 4cyl	27	24/32	\$1,200	6	T SS
AV-S8, 2.5L, 4cyl	30	27/35	\$1,050	6	SS

TESLA

Model S Performance (19in Wheels)

▶ A-1	110	114/106	\$600	10	EV
-------	-----	---------	-------	----	----

Model S Performance (21in Wheels)

A-1	96	98/93	\$700	10	EV
-----	----	-------	-------	----	----

VOLKSWAGEN

Arteon

A-S8, 2.0L, 4cyl	25	22/32	\$1,650	5	P T SS
------------------	----	-------	---------	---	--------

Arteon 4motion

A-S8, 2.0L, 4cyl	24	20/31	\$1,750	5	P T SS
------------------	----	-------	---------	---	--------

SMALL STATION WAGONS

AUDI

A4 allroad quattro

AM-S7, 2.0L, 4cyl	26	24/30	\$1,600	5	P T MHEV SS
-------------------	----	-------	---------	---	-------------

HONDA

HR-V AWD

AV, 1.8L, 4cyl	29	27/31	\$1,100	6	
AV-S7, 1.8L, 4cyl	28	26/31	\$1,150	6	

HR-V FWD

AV, 1.8L, 4cyl	30	28/34	\$1,050	6	
AV-S7, 1.8L, 4cyl	30	28/34	\$1,050	6	

KIA

Soul

AM-S7, 1.6L, 4cyl	29	27/32	\$1,100	6	T SS
AV, 2.0L, 4cyl	30	28/33	\$1,050	6	SS
M-6, 2.0L, 4cyl	27	25/31	\$1,200	6	

Soul Eco dynamics

▶ AV, 2.0L, 4cyl	31	29/35	\$1,050	7	SS
------------------	----	-------	---------	---	----

MERCEDES-BENZ

AMG GLA35 4matic

AM-8, 2.0L, 4cyl	25	23/29	\$1,650	5	P R T SS
------------------	----	-------	---------	---	----------

AMG GLA45 4matic

AM-8, 2.0L, 4cyl	23	20/27	\$1,800	5	P R T SS
------------------	----	-------	---------	---	----------

SUBARU

Impreza 5-Door

▶ AV-S7, 2.0L, 4cyl	31	28/36	\$1,050	7	
M-5, 2.0L, 4cyl	26	24/31	\$1,200	5	

Impreza Sport 5-Door

AV-S7, 2.0L, 4cyl	30	27/35	\$1,050	6	
M-5, 2.0L, 4cyl	25	22/30	\$1,250	5	

Manufacturer Model Configuration (trans, eng size, cyl)	MPG		Annual Fuel Cost	GHG Rating	Notes
	Comb	City/Hwy			

VOLVO

V60 AWD PHEV

▶ A-S8, 2.0L, 4cyl		See page 38.			PRT S PHEV SS
--------------------	--	--------------	--	--	---------------

V60 CC AWD

A-S8, 2.0L, 4cyl	25	22/31	\$1,650	5	PRT SS
------------------	----	-------	---------	---	--------

V60 FWD

A-S8, 2.0L, 4cyl	27	23/34	\$1,550	6	PRT SS
------------------	----	-------	---------	---	--------

MIDSIZE STATION WAGONS

AUDI

A6 Allroad

AM-S7, 3.0L, 6cyl	22	20/26	\$1,900	4	P T MHEV SS
-------------------	----	-------	---------	---	-------------

RS 6 Avant

A-S8, 4.0L, 8cyl	17	15/22	\$2,450	3	P T MHEV SS
------------------	----	-------	---------	---	-------------

MERCEDES-BENZ

AMG E63 S 4matic Plus (SW)

A-9, 4.0L, 8cyl	18	16/23	\$2,300	3	PRT SS
-----------------	----	-------	---------	---	--------

AMG GLB35 4matic

AM-8, 2.0L, 4cyl	23	21/26	\$1,800	5	PRT SS
------------------	----	-------	---------	---	--------

E450 4matic All-Terrain (wagon)

A-9, 3.0L, 6cyl	24	22/28	\$1,750	5	PRT MHEV SS
-----------------	----	-------	---------	---	-------------

ROLLS-ROYCE

Cullinan

A-S8, 6.7L, 12cyl	14	12/20	\$3,000	1	P T Tax
-------------------	----	-------	---------	---	---------

Cullinan Black Badge

A-S8, 6.7L, 12cyl	14	12/20	\$3,000	1	P T Tax
-------------------	----	-------	---------	---	---------

VOLVO

V90 AWD

A-S8, 2.0L, 4cyl	25	21/32	\$1,650	5	PRT S SS
------------------	----	-------	---------	---	----------

V90 CC AWD

A-S8, 2.0L, 4cyl	24	20/30	\$1,750	5	PRT S SS
------------------	----	-------	---------	---	----------

V90 FWD

▶ A-S8, 2.0L, 4cyl	26	22/33	\$1,600	5	PRT SS
--------------------	----	-------	---------	---	--------

SMALL PICKUP TRUCKS 2WD

CHEVROLET

Colorado 2WD

A-6, 2.5L, 4cyl	22	19/25	\$1,450	4	
-----------------	----	-------	---------	---	--

▶ A-6, 2.8L, 4cyl	23	20/30	\$1,650	4	DT
-------------------	----	-------	---------	---	----

A-8, 3.6L, 6cyl	21	18/25	\$1,500	4	
-----------------	----	-------	---------	---	--

GMC

Canyon 2WD

A-6, 2.5L, 4cyl	22	19/25	\$1,450	4	
-----------------	----	-------	---------	---	--

▶ A-6, 2.8L, 4cyl	23	20/30	\$1,650	4	DT
-------------------	----	-------	---------	---	----

A-8, 3.6L, 6cyl	21	18/25	\$1,500	4	
-----------------	----	-------	---------	---	--

Manufacturer Model Configuration (trans, eng size, cyl)	MPG		Annual Fuel Cost	GHG Rating	Notes
	Comb	City/Hwy			

TOYOTA

Tacoma 2WD

A-S6, 2.7L, 4cyl	21	20/23	\$1,500	4	
------------------	----	-------	---------	---	--

A-S6, 3.5L, 6cyl	21	19/24	\$1,500	4	
------------------	----	-------	---------	---	--

SMALL PICKUP TRUCKS 4WD

CHEVROLET

Colorado 4WD

A-6, 2.5L, 4cyl	21	19/24	\$1,500	4	
-----------------	----	-------	---------	---	--

A-6, 2.8L, 4cyl	22	19/28	\$1,700	4	DT
-----------------	----	-------	---------	---	----

A-8, 3.6L, 6cyl	19	17/24	\$1,650	3	
-----------------	----	-------	---------	---	--

Colorado ZR2 4WD

A-6, 2.8L, 4cyl	19	18/22	\$1,950	3	DT
-----------------	----	-------	---------	---	----

A-8, 3.6L, 6cyl	17	16/18	\$1,850	3	
-----------------	----	-------	---------	---	--

GMC

Canyon 4WD

A-6, 2.5L, 4cyl	21	19/24	\$1,500	4	
-----------------	----	-------	---------	---	--

A-6, 2.8L, 4cyl	22	19/28	\$1,700	4	DT
-----------------	----	-------	---------	---	----

A-8, 3.6L, 6cyl	19	17/24	\$1,650	3	
-----------------	----	-------	---------	---	--

TOYOTA

Tacoma 4WD

A-S6, 2.7L, 4cyl	20	19/22	\$1,600	4	PT4
------------------	----	-------	---------	---	-----

A-S6, 3.5L, 6cyl	20	18/22	\$1,600	4	PT4
------------------	----	-------	---------	---	-----

M-6, 3.5L, 6cyl	18	17/21	\$1,750	3	PT4
-----------------	----	-------	---------	---	-----

Tacoma 4WD D-CAB MT TRD-ORP/PRO

M-6, 3.5L, 6cyl	18	17/20	\$1,750	3	PT4
-----------------	----	-------	---------	---	-----

STANDARD PICKUP TRUCKS 2WD

CHEVROLET

Silverado 2WD

A-8, 2.7L, 4cyl	21	20/23	\$1,500	4	T 3-Mode SS
-----------------	----	-------	---------	---	-------------

A-8, 2.7L, 4cyl	21	20/23	\$1,500	4	T SS
-----------------	----	-------	---------	---	------

▶ A-10, 3.0L, 6cyl	27	23/33	\$1,400	5	DT SS
--------------------	----	-------	---------	---	-------

A-6, 4.3L, 6cyl	17	16/21	\$1,850	3	
-----------------	----	-------	---------	---	--

A-6, 5.3L, 8cyl	17	15/21	\$1,850	3	
-----------------	----	-------	---------	---	--

A-6, 5.3L, 8cyl	16	15/19	\$2,000	2	Gas
-----------------	----	-------	---------	---	-----

	12	11/15	\$2,500	3	E85
--	----	-------	---------	---	-----

A-8, 5.3L, 8cyl	19	17/23	\$1,650	3	SS
-----------------	----	-------	---------	---	----

FORD

F150 Pickup 2WD

A-S10, 2.7L, 6cyl	22	20/26	\$1,450	4	T SS
-------------------	----	-------	---------	---	------

A-S10, 3.5L, 6cyl	20	18/24	\$1,600	4	T SS
-------------------	----	-------	---------	---	------

F150 Pickup 2WD FFV

A-S10, 3.3L, 6cyl	21	20/24	\$1,500	4	Gas
-------------------	----	-------	---------	---	-----

	16	14/19	\$1,850	5	E85
--	----	-------	---------	---	-----

A-S10, 5.0L, 8cyl	20	17/24	\$1,600	4	Gas
-------------------	----	-------	---------	---	-----

	14	12/18	\$2,150	4	E85
--	----	-------	---------	---	-----

Manufacturer Model Configuration (trans, eng size, cyl)	MPG		Annual Fuel Cost	GHG Rating	Notes
	Comb	City/Hwy			

GMC

Sierra 2WD

A-8, 2.7L, 4cyl	21	20/23	\$1,500	4	T SS
A-8, 2.7L, 4cyl	21	20/23	\$1,500	4	T 3-Mode SS
A-10, 3.0L, 6cyl	26	23/30	\$1,450	5	D T SS
A-6, 4.3L, 6cyl	17	16/21	\$1,850	3	
A-6, 5.3L, 8cyl	17	15/21	\$1,850	3	
A-6, 5.3L, 8cyl	16	15/19	\$2,000	2	Gas
	12	11/15	\$2,500	3	E85
A-8, 5.3L, 8cyl	19	17/23	\$1,650	3	SS

NISSAN

Titan 2WD

A-S9, 5.6L, 8cyl	18	16/21	\$2,300	3	P
------------------	----	-------	---------	---	---

RAM

1500 2WD

A-8, 3.0L, 6cyl	26	22/32	\$1,450	5	D T SS
A-8, 3.6L, 6cyl	22	20/25	\$1,450	4	MHEV SS
A-8, 5.7L, 8cyl	19	17/23	\$2,000	3	Mid MHEV SS
A-8, 5.7L, 8cyl	17	15/22	\$2,250	3	Mid

1500 Classic 2WD

A-8, 3.6L, 6cyl	20	17/25	\$1,600	4	
A-8, 5.7L, 8cyl	17	15/22	\$2,250	3	Mid

1500 HFE 2WD

A-8, 3.6L, 6cyl	23	20/26	\$1,400	5	MHEV SS
-----------------	----	-------	---------	---	---------

TOYOTA

Tundra 2WD

A-S6, 5.7L, 8cyl	15	13/17	\$2,100	2	
------------------	----	-------	---------	---	--

STANDARD PICKUP TRUCKS 4WD

CHEVROLET

Silverado 4WD

A-8, 2.7L, 4cyl	20	19/22	\$1,600	4	T SS
A-8, 2.7L, 4cyl	20	19/22	\$1,600	4	T 3-Mode SS
A-10, 3.0L, 6cyl	24	22/26	\$1,550	4	D T SS
A-6, 4.3L, 6cyl	17	15/20	\$1,850	3	
A-10, 5.3L, 8cyl	19	16/22	\$1,650	3	SS
A-6, 5.3L, 8cyl	17	15/20	\$1,850	3	
A-6, 5.3L, 8cyl	16	14/18	\$2,000	2	Gas
	12	11/13	\$2,500	2	E85
A-8, 5.3L, 8cyl	18	16/22	\$1,750	3	SS
A-10, 6.2L, 8cyl	18	16/21	\$2,300	3	PR SS

Silverado 4WD TrailBoss

A-6, 4.3L, 6cyl	16	14/18	\$2,000	2	
A-10, 5.3L, 8cyl	18	16/21	\$1,750	3	SS
A-6, 5.3L, 8cyl	16	14/18	\$2,000	2	
A-10, 6.2L, 8cyl	17	15/19	\$2,450	3	PR SS
A-10, 6.2L, 8cyl	17	15/19	\$2,450	3	PR 3-Mode SS

FORD

F150 Pickup 4WD

A-S10, 2.7L, 6cyl	21	19/24	\$1,500	4	T PT4 SS
A-S10, 3.5L, 6cyl	20	18/23	\$1,600	4	T PT4 SS

Manufacturer Model Configuration (trans, eng size, cyl)	MPG		Annual Fuel Cost	GHG Rating	Notes
	Comb	City/Hwy			

F150 Pickup 4WD FFV

A-S10, 3.3L, 6cyl	20	19/22	\$1,600	4	Gas
	15	14/18	\$2,000	4	E85
A-S10, 5.0L, 8cyl	19	16/22	\$1,650	3	Gas
	13	11/17	\$2,300	3	E85

F150 Pickup 4WD HEV

A-S10, 3.5L, 6cyl	24	24/24	\$1,300	5	T PT4 HEV SS
-------------------	----	-------	---------	---	--------------

Ranger 4WD

A-S10, 2.3L, 4cyl	22	20/24	\$1,450	4	T PT4 SS
-------------------	----	-------	---------	---	----------

GMC

Sierra 4WD

A-8, 2.7L, 4cyl	19	18/21	\$1,650	3	T SS
A-8, 2.7L, 4cyl	19	18/20	\$1,650	3	T 3-Mode SS
A-10, 3.0L, 6cyl	24	22/26	\$1,550	4	D T SS
A-6, 4.3L, 6cyl	17	15/20	\$1,850	3	
A-10, 5.3L, 8cyl	19	16/22	\$1,650	3	SS
A-6, 5.3L, 8cyl	17	15/20	\$1,850	3	
A-6, 5.3L, 8cyl	16	14/18	\$2,000	2	Gas
	12	11/13	\$2,500	3	E85
A-8, 5.3L, 8cyl	18	16/21	\$1,750	3	SS
A-10, 6.2L, 8cyl	17	16/20	\$2,450	3	PR SS

Sierra 4WD AT4

A-10, 3.0L, 6cyl	24	22/26	\$1,550	4	D T SS
A-10, 5.3L, 8cyl	18	16/21	\$1,750	3	SS
A-6, 5.3L, 8cyl	16	14/18	\$2,000	2	
A-8, 5.3L, 8cyl	18	16/21	\$1,750	3	SS
A-10, 6.2L, 8cyl	17	15/19	\$2,450	3	PR SS

JEEP

Gladiator 4WD

A-8, 3.6L, 6cyl	19	17/22	\$1,650	3	SS
M-6, 3.6L, 6cyl	19	16/23	\$1,650	3	SS

Gladiator EcoDiesel 4WD

A-8, 3.0L, 6cyl	24	22/28	\$1,550	4	DT
-----------------	----	-------	---------	---	----

Gladiator Rubicon EcoDiesel 4WD

A-8, 3.0L, 6cyl	24	21/27	\$1,550	4	DT
-----------------	----	-------	---------	---	----

NISSAN

Titan 4WD

A-S9, 5.6L, 8cyl	18	15/21	\$2,300	3	P PT4
------------------	----	-------	---------	---	-------

Titan 4WD PRO-4X

A-S9, 5.6L, 8cyl	17	15/20	\$2,450	3	P PT4
------------------	----	-------	---------	---	-------

RAM

1500 4WD

A-8, 3.0L, 6cyl	24	21/29	\$1,550	4	D T SS
A-8, 3.6L, 6cyl	21	19/24	\$1,500	4	MHEV SS
A-8, 5.7L, 8cyl	19	17/22	\$2,000	3	Mid MHEV SS
A-8, 5.7L, 8cyl	17	15/21	\$2,250	3	Mid

1500 Classic 4WD

A-8, 3.6L, 6cyl	19	16/23	\$1,650	3	
A-8, 5.7L, 8cyl	17	15/21	\$2,250	3	Mid

1500 TRX 4WD

A-8, 6.2L, 8cyl	12	10/14	\$3,500	1	P S
-----------------	----	-------	---------	---	-----

Manufacturer Model Configuration (trans, eng size, cyl)	MPG		Annual Fuel Cost	GHG Rating	Notes
	Comb	City/Hwy			

TOYOTA

Tundra 4WD

A-S6, 5.7L, 8cyl	14	13/17	\$2,250	1	PT4
------------------	----	-------	---------	---	-----

SPECIAL PURPOSE VEHICLES 2WD

CADILLAC

XT5 Hearse FWD

A-S9, 2.0L, 4cyl	21	20/23	\$2,000	4	PRT SS
------------------	----	-------	---------	---	--------

CHEVROLET

Silverado Cab Chassis 2WD

A-6, 4.3L, 6cyl	17	15/19	\$1,850	3	
A-6, 5.3L, 8cyl	15	14/18	\$2,100	2	

FORD

Transit Connect USPS

A-S6, 2.5L, 4cyl	22	20/27	\$1,450	4	
------------------	----	-------	---------	---	--

Transit Connect Van FFV

A-S8, 2.0L, 4cyl	25	24/27	\$1,250	5	Gas
	19	18/20	\$1,550	5	E85

Transit Connect Van FWD

A-S8, 2.0L, 4cyl	25	24/27	\$1,250	5	SS
A-S6, 2.5L, 4cyl	22	20/27	\$1,450	4	

Transit Connect Wagon LWB FFV

A-S8, 2.0L, 4cyl	26	24/29	\$1,200	5	Gas
	19	17/21	\$1,550	6	E85

Transit Connect Wagon LWB FWD

A-S8, 2.0L, 4cyl	26	24/29	\$1,200	5	SS
A-S6, 2.5L, 4cyl	22	20/26	\$1,450	4	

GMC

Sierra Cab Chassis 2WD

A-6, 4.3L, 6cyl	17	15/19	\$1,850	3	
A-6, 5.3L, 8cyl	15	14/18	\$2,100	2	

MERCEDES-BENZ

GLA250

AM-8, 2.0L, 4cyl	28	25/34	\$1,500	6	PRT SS
------------------	----	-------	---------	---	--------

GLB250

AM-8, 2.0L, 4cyl	26	23/31	\$1,600	5	PRT SS
------------------	----	-------	---------	---	--------

RAM

Promaster City

A-9, 2.4L, 4cyl	24	21/28	\$1,300	5	
-----------------	----	-------	---------	---	--

SPECIAL PURPOSE VEHICLES 4WD

CADILLAC

XT5 Hearse AWD

A-S9, 2.0L, 4cyl	21	20/23	\$2,000	4	PRT SS
------------------	----	-------	---------	---	--------

CHEVROLET

Silverado Cab Chassis 4WD

A-6, 4.3L, 6cyl	15	14/16	\$2,100	2	
A-6, 5.3L, 8cyl	15	14/17	\$2,100	2	

Manufacturer Model Configuration (trans, eng size, cyl)	MPG		Annual Fuel Cost	GHG Rating	Notes
	Comb	City/Hwy			

GMC

Sierra Cab Chassis 4WD

A-6, 4.3L, 6cyl	15	14/16	\$2,100	2	
A-6, 5.3L, 8cyl	15	14/17	\$2,100	2	

MINIVANS 2WD

CHRYSLER

Pacifica

A-9, 3.6L, 6cyl	22	19/28	\$1,450	4	
-----------------	----	-------	---------	---	--

Pacifica Hybrid

▶ AV, 3.6L, 6cyl	See page 38.				PHEV SS
------------------	--------------	--	--	--	---------

Voyager

A-9, 3.6L, 6cyl	22	19/28	\$1,450	4	
-----------------	----	-------	---------	---	--

HONDA

Odyssey

A-S10, 3.5L, 6cyl	22	19/28	\$1,450	4	SS
-------------------	----	-------	---------	---	----

KIA

Sedona

A-S8, 3.3L, 6cyl	21	18/24	\$1,500	4	
------------------	----	-------	---------	---	--

TOYOTA

Sienna Hybrid 2WD

▶ AV-S6, 2.5L, 4cyl	36	36/36	\$900	8	HEV SS
---------------------	----	-------	-------	---	--------

MINIVANS 4WD

CHRYSLER

Pacifica AWD

A-9, 3.6L, 6cyl	20	17/25	\$1,600	4	
-----------------	----	-------	---------	---	--

TOYOTA

Sienna Hybrid AWD

AV-S6, 2.5L, 4cyl	35	35/36	\$900	7	HEV SS
-------------------	----	-------	-------	---	--------

SMALL SPORT UTILITY VEHICLES 2WD

ACURA

RDX FWD

A-S10, 2.0L, 4cyl	24	22/28	\$1,750	5	PT SS
-------------------	----	-------	---------	---	-------

RDX FWD A-SPEC

A-S10, 2.0L, 4cyl	24	22/27	\$1,750	5	PT SS
-------------------	----	-------	---------	---	-------

ALFA ROMEO

Stelvio

A-8, 2.0L, 4cyl	25	22/29	\$1,650	5	PT SS
-----------------	----	-------	---------	---	-------

BMW

X3 sDrive30i

A-S8, 2.0L, 4cyl	27	25/29	\$1,550	6	PT SS
------------------	----	-------	---------	---	-------

Manufacturer Model Configuration (trans, eng size, cyl)	MPG		Annual Fuel Cost	GHG Rating	Notes
	Comb	City/Hwy			

BUICK

Encore FWD

A-S6, 1.4L, 4cyl	27	24/32	\$1,200	6	T SIDI
A-S6, 1.4L, 4cyl	27	25/30	\$1,200	6	T

Encore GX FWD

AV, 1.2L, 3cyl	29	28/31	\$1,100	6	T SS
AV, 1.3L, 3cyl	31	30/32	\$1,050	7	T SS

Envision FWD

A-S9, 2.0L, 4cyl	26	24/31	\$1,200	5	T SS
------------------	----	-------	---------	---	------

CADILLAC

XT4 FWD

A-S9, 2.0L, 4cyl	26	24/30	\$1,600	5	PRT SS
------------------	----	-------	---------	---	--------

XT5 FWD

A-S9, 2.0L, 4cyl	24	22/29	\$1,750	5	PRT SS
A-S9, 3.6L, 6cyl	21	19/26	\$1,500	4	SS

XT6 FWD

A-S9, 2.0L, 4cyl	23	21/27	\$1,800	5	PRT SS
A-S9, 3.6L, 6cyl	21	19/26	\$1,500	4	SS

CHEVROLET

Blazer FWD

A-9, 2.0L, 4cyl	25	22/29	\$1,250	5	T SS
A-S9, 2.5L, 4cyl	23	21/27	\$1,400	5	
A-9, 3.6L, 6cyl	22	20/27	\$1,450	4	SS

Equinox FWD

A-6, 1.5L, 4cyl	28	26/31	\$1,150	6	T SS
-----------------	----	-------	---------	---	------

Trailblazer FWD

AV, 1.2L, 3cyl	29	28/31	\$1,100	6	T SS
AV, 1.3L, 3cyl	31	29/33	\$1,050	7	T SS

Trax FWD

A-S6, 1.4L, 4cyl	27	24/32	\$1,200	6	T SIDI
A-S6, 1.4L, 4cyl	28	26/31	\$1,150	6	T

FORD

EcoSport FWD

A-S6, 1.0L, 3cyl	28	27/29	\$1,150	6	T SS
------------------	----	-------	---------	---	------

GENESIS

GV80 RWD

A-S8, 2.5L, 4cyl	23	21/25	\$1,800	5	P T SS
------------------	----	-------	---------	---	--------

GMC

Terrain FWD

A-9, 1.5L, 4cyl	27	25/30	\$1,200	6	T SS
-----------------	----	-------	---------	---	------

HONDA

CR-V FWD

AV, 1.5L, 4cyl	30	28/34	\$1,050	6	T
----------------	----	-------	---------	---	---

Passport FWD

A-S9, 3.5L, 6cyl	22	20/25	\$1,450	4	
------------------	----	-------	---------	---	--

Pilot FWD

A-S9, 3.5L, 6cyl	23	20/27	\$1,400	5	
------------------	----	-------	---------	---	--

Manufacturer Model Configuration (trans, eng size, cyl)	MPG		Annual Fuel Cost	GHG Rating	Notes
	Comb	City/Hwy			

HYUNDAI

Kona FWD

AM-7, 1.6L, 4cyl	30	28/32	\$1,050	6	T
A-S6, 2.0L, 4cyl	30	27/33	\$1,050	6	

Santa Fe FWD

A-S8, 2.5L, 4cyl	26	25/28	\$1,200	5	SS
AM-S8, 2.5L, 4cyl	25	22/28	\$1,250	5	T SS

Tucson FWD

A-S6, 2.0L, 4cyl	25	23/28	\$1,250	5	
------------------	----	-------	---------	---	--

INFINITI

QX50

AV-S8, 2.0L, 4cyl	26	23/29	\$1,600	5	PRT
-------------------	----	-------	---------	---	-----

JEEP

Cherokee FWD

A-9, 2.0L, 4cyl	26	23/31	\$1,200	5	T SS
A-9, 2.4L, 4cyl	25	22/31	\$1,250	5	SS
A-9, 3.2L, 6cyl	23	20/29	\$1,400	5	SS

Compass FWD

A-6, 2.4L, 4cyl	25	22/31	\$1,250	5	SS
-----------------	----	-------	---------	---	----

Renegade 2WD

A-9, 1.3L, 4cyl	27	24/32	\$1,200	6	T SS
A-9, 2.4L, 4cyl	25	22/30	\$1,250	5	

KIA

Seltos FWD

AV-S8, 2.0L, 4cyl	31	29/34	\$1,050	7	SS
-------------------	----	-------	---------	---	----

Sorento FWD

A-S8, 2.5L, 4cyl	26	24/29	\$1,200	5	SS
AM-S8, 2.5L, 4cyl	25	22/29	\$1,250	5	T SS

Sorento Hybrid

AM-S6, 1.6L, 4cyl	37	39/35	\$850	8	T HEV SS
-------------------	----	-------	-------	---	----------

Sportage FWD

A-S6, 2.0L, 4cyl	23	20/28	\$1,400	5	T
A-S6, 2.4L, 4cyl	26	23/30	\$1,200	5	

Telluride FWD

A-S8, 3.8L, 6cyl	23	20/26	\$1,400	5	SS
------------------	----	-------	---------	---	----

LEXUS

NX 300

A-S6, 2.0L, 4cyl	25	22/28	\$1,650	5	PRT
------------------	----	-------	---------	---	-----

RX 350

A-S8, 3.5L, 6cyl	23	20/27	\$1,400	5	
------------------	----	-------	---------	---	--

RX 350 L

A-S8, 3.5L, 6cyl	22	19/26	\$1,450	4	
------------------	----	-------	---------	---	--

LINCOLN

Corsair FWD

A-S8, 2.0L, 4cyl	25	22/29	\$1,250	5	T SS
------------------	----	-------	---------	---	------

MAZDA

CX-30 2WD

A-S6, 2.5L, 4cyl	28	25/33	\$1,150	6	
A-S6, 2.5L, 4cyl	28	25/33	\$1,150	6	w/ C. D.

Manufacturer Model Configuration (trans, eng size, cyl)	MPG		Annual Fuel Cost	GHG Rating	Notes
	Comb	City/Hwy			

CX-5 2WD

A-S6, 2.5L, 4cyl	28	25/31	\$1,150	6	
A-S6, 2.5L, 4cyl	25	23/28	\$1,250	5	T

CX-9 2WD

A-S6, 2.5L, 4cyl	24	22/28	\$1,300	5	T
------------------	----	-------	---------	---	---

MERCEDES-BENZ

GLC300

A-9, 2.0L, 4cyl	25	22/29	\$1,650	5	PRTSS
-----------------	----	-------	---------	---	-------

MITSUBISHI

Outlander Sport 2WD

AV-S6, 2.0L, 4cyl	27	24/30	\$1,200	6	
AV-S6, 2.4L, 4cyl	25	23/29	\$1,250	5	

NISSAN

Rogue FWD

AV-S8, 2.5L, 4cyl	30	27/35	\$1,050	6	
-------------------	----	-------	---------	---	--

Rogue FWD SV/SL/Platinum

AV-S8, 2.5L, 4cyl	29	26/34	\$1,100	6	
-------------------	----	-------	---------	---	--

TOYOTA

Highlander

A-S8, 3.5L, 6cyl	24	21/29	\$1,300	5	SS
A-S8, 3.5L, 6cyl	23	20/28	\$1,400	5	

Highlander Hybrid

AV-S6, 2.5L, 4cyl	36	36/35	\$900	8	HEVSS
-------------------	----	-------	-------	---	-------

RAV4

A-S8, 2.5L, 4cyl	30	28/35	\$1,050	6	SS
A-S8, 2.5L, 4cyl	30	27/35	\$1,050	6	

VOLKSWAGEN

Atlas

A-S8, 2.0L, 4cyl	22	21/24	\$1,450	4	TSS
A-S8, 3.6L, 6cyl	19	17/23	\$1,650	3	SS

Atlas Cross Sport

A-S8, 2.0L, 4cyl	22	21/24	\$1,450	4	TSS
A-S8, 3.6L, 6cyl	20	18/23	\$1,600	4	SS

ID.4 1st

A-1	97	104/89	\$700	10	EV
-----	----	--------	-------	----	----

ID.4 Pro S

A-1	97	104/89	\$700	10	EV
-----	----	--------	-------	----	----

Tiguan

A-S8, 2.0L, 4cyl	25	23/29	\$1,250	5	TSS
------------------	----	-------	---------	---	-----

VOLVO

XC40 FWD

A-S8, 2.0L, 4cyl	26	23/32	\$1,200	5	TSS
------------------	----	-------	---------	---	-----

XC60 FWD

A-S8, 2.0L, 4cyl	25	22/29	\$1,650	5	PRTSS
------------------	----	-------	---------	---	-------

SMALL SPORT UTILITY VEHICLES 4WD

ACURA

RDX AWD

A-S10, 2.0L, 4cyl	23	21/27	\$1,800	5	PTSS
-------------------	----	-------	---------	---	------

Manufacturer Model Configuration (trans, eng size, cyl)	MPG		Annual Fuel Cost	GHG Rating	Notes
	Comb	City/Hwy			

RDX AWD A-SPEC

A-S10, 2.0L, 4cyl	23	21/26	\$1,800	5	PTSS
-------------------	----	-------	---------	---	------

ALFA ROMEO

Stelvio AWD

A-8, 2.0L, 4cyl	24	22/28	\$1,750	5	PTSS
-----------------	----	-------	---------	---	------

AUDI

Q3 quattro

A-S8, 2.0L, 4cyl	25	22/30	\$1,250	5	TSS
------------------	----	-------	---------	---	-----

Q3 S-line quattro

A-S8, 2.0L, 4cyl	23	20/28	\$1,400	5	TSS
------------------	----	-------	---------	---	-----

Q5

AM-S7, 2.0L, 4cyl	See page 38.				PT PHEVSS
AM-S7, 2.0L, 4cyl	25	23/28	\$1,650	5	PT MHEVSS

SQ5

A-S8, 3.0L, 6cyl	20	18/24	\$2,100	4	PTSS
------------------	----	-------	---------	---	------

BMW

X3 M

A-S8, 3.0L, 6cyl	16	14/19	\$2,600	2	PTSS
------------------	----	-------	---------	---	------

X3 M Competition

A-S8, 3.0L, 6cyl	16	14/19	\$2,600	2	PTSS
------------------	----	-------	---------	---	------

X3 M40i

A-S8, 3.0L, 6cyl	23	21/27	\$1,800	5	PTSS
------------------	----	-------	---------	---	------

X3 xDrive30i

A-S8, 2.0L, 4cyl	25	23/29	\$1,650	5	PTSS
------------------	----	-------	---------	---	------

X4 M

A-S8, 3.0L, 6cyl	16	14/19	\$2,600	2	PTSS
------------------	----	-------	---------	---	------

X4 M Competition

A-S8, 3.0L, 6cyl	16	14/19	\$2,600	2	PTSS
------------------	----	-------	---------	---	------

X4 M40i

A-S8, 3.0L, 6cyl	23	21/27	\$1,800	5	PTSS
------------------	----	-------	---------	---	------

X4 xDrive30i

A-S8, 2.0L, 4cyl	25	23/29	\$1,650	5	PTSS
------------------	----	-------	---------	---	------

BUICK

Encore AWD

A-S6, 1.4L, 4cyl	26	23/30	\$1,200	5	T SIDI
A-S6, 1.4L, 4cyl	26	24/29	\$1,200	5	T

Encore GX AWD

A-9, 1.3L, 3cyl	28	26/29	\$1,150	6	TSS
-----------------	----	-------	---------	---	-----

Envision AWD

A-S9, 2.0L, 4cyl	25	22/29	\$1,250	5	TSS
------------------	----	-------	---------	---	-----

CADILLAC

XT4 AWD

A-S9, 2.0L, 4cyl	24	22/29	\$1,750	5	PRTSS
------------------	----	-------	---------	---	-------

XT5 AWD

A-S9, 2.0L, 4cyl	23	21/27	\$1,800	5	PRTSS
A-S9, 3.6L, 6cyl	21	18/26	\$1,500	4	SS

XT6 AWD

A-S9, 2.0L, 4cyl	23	21/26	\$1,800	5	PRTSS
A-S9, 3.6L, 6cyl	21	18/25	\$1,500	4	SS

Manufacturer Model Configuration (trans, eng size, cyl)	MPG		Annual Fuel Cost	GHG Rating	Notes
	Comb	City/Hwy			

CHEVROLET

Blazer AWD

A-9, 2.0L, 4cyl	24	22/27	\$1,300	5	T SS
A-9, 3.6L, 6cyl	21	19/26	\$1,500	4	SS

Equinox AWD

A-6, 1.5L, 4cyl	27	25/30	\$1,200	6	T SS
-----------------	----	-------	---------	---	------

Trailblazer AWD

A-9, 1.3L, 3cyl	28	26/30	\$1,150	6	T SS
-----------------	----	-------	---------	---	------

Trax AWD

A-S6, 1.4L, 4cyl	26	23/30	\$1,200	5	T SIDI
A-S6, 1.4L, 4cyl	26	24/29	\$1,200	5	T

FIAT

500X AWD

A-9, 1.3L, 4cyl	26	24/30	\$1,200	5	T SS
-----------------	----	-------	---------	---	------

FORD

Bronco Sport 4WD

A-8, 1.5L, 3cyl	26	25/28	\$1,200	5	T SS
A-S8, 2.0L, 4cyl	23	21/26	\$1,400	5	T PT4 SS

EcoSport AWD

A-S6, 2.0L, 4cyl	25	23/29	\$1,250	5	SS
------------------	----	-------	---------	---	----

GMC

Terrain AWD

A-9, 1.5L, 4cyl	26	25/28	\$1,200	5	T SS
-----------------	----	-------	---------	---	------

HONDA

CR-V AWD

AV, 1.5L, 4cyl	29	27/32	\$1,100	6	T
----------------	----	-------	---------	---	---

CR-V Hybrid AWD

AV, 2.0L, 4cyl	38	40/35	\$850	8	HEV SS
----------------	----	-------	-------	---	--------

Passport AWD

A-S9, 3.5L, 6cyl	21	19/24	\$1,500	4	
------------------	----	-------	---------	---	--

Pilot AWD

A-S9, 3.5L, 6cyl	22	19/26	\$1,450	4	
------------------	----	-------	---------	---	--

HYUNDAI

Kona AWD

AM-7, 1.6L, 4cyl	27	26/29	\$1,200	6	T
A-S6, 2.0L, 4cyl	27	25/30	\$1,200	6	

Santa Fe AWD

A-S8, 2.5L, 4cyl	24	22/25	\$1,300	5	SS
AM-S8, 2.5L, 4cyl	24	21/28	\$1,300	5	T SS

Tucson AWD

A-S6, 2.0L, 4cyl	23	22/25	\$1,400	5	
A-S6, 2.4L, 4cyl	23	21/26	\$1,400	5	

INFINITI

QX50 AWD

AV-S8, 2.0L, 4cyl	25	22/28	\$1,650	5	PR T
-------------------	----	-------	---------	---	------

Manufacturer Model Configuration (trans, eng size, cyl)	MPG		Annual Fuel Cost	GHG Rating	Notes
	Comb	City/Hwy			

JEEP

Cherokee 4WD

A-9, 2.0L, 4cyl	24	21/29	\$1,300	5	T SS
A-9, 2.4L, 4cyl	24	21/29	\$1,300	5	SS
A-9, 3.2L, 6cyl	22	19/27	\$1,450	4	SS

Cherokee 4WD Active Drive II

A-9, 2.0L, 4cyl	23	20/27	\$1,400	5	T SS
A-9, 3.2L, 6cyl	21	18/26	\$1,500	4	SS

Cherokee Trailhawk 4WD

A-9, 3.2L, 6cyl	21	18/24	\$1,500	4	SS
-----------------	----	-------	---------	---	----

Compass 4WD

A-9, 2.4L, 4cyl	25	22/30	\$1,250	5	SS
-----------------	----	-------	---------	---	----

Renegade 4WD

A-9, 1.3L, 4cyl	26	23/29	\$1,200	5	T SS
A-9, 2.4L, 4cyl	24	21/29	\$1,300	5	

Renegade Trailhawk 4WD

A-9, 1.3L, 4cyl	24	22/27	\$1,300	5	T SS
-----------------	----	-------	---------	---	------

Wrangler 2dr 4WD

A-8, 2.0L, 4cyl	23	22/24	\$1,400	5	T SS
A-8, 3.6L, 6cyl	21	20/24	\$1,500	4	MHEV SS
M-6, 3.6L, 6cyl	20	17/25	\$1,600	4	SS

Wrangler 4dr 4WD

A-8, 2.0L, 4cyl	22	21/24	\$1,450	4	T SS
A-8, 3.6L, 6cyl	21	19/24	\$1,500	4	MHEV SS
M-6, 3.6L, 6cyl	19	17/23	\$1,650	3	SS

Wrangler 4dr EcoDiesel 4WD

A-8, 3.0L, 6cyl	25	22/29	\$1,500	4	DT SS
-----------------	----	-------	---------	---	-------

Wrangler Rubic 4dr EcoDiesel 4WD

A-8, 3.0L, 6cyl	23	21/26	\$1,650	4	DT SS
-----------------	----	-------	---------	---	-------

KIA

Seltos AWD

AM-S7, 1.6L, 4cyl	27	25/30	\$1,200	6	T SS
AV-S8, 2.0L, 4cyl	29	27/31	\$1,100	6	SS

Sorento AWD

A-S8, 2.5L, 4cyl	24	23/25	\$1,300	5	SS
AM-S8, 2.5L, 4cyl	24	21/28	\$1,300	5	T SS

Sportage AWD

A-S6, 2.0L, 4cyl	21	19/24	\$1,500	4	T
A-S6, 2.4L, 4cyl	23	21/25	\$1,400	5	

Telluride AWD

A-S8, 3.8L, 6cyl	21	19/24	\$1,500	4	SS
------------------	----	-------	---------	---	----

LAND ROVER

Discovery Sport

A-S9, 2.0L, 4cyl	20	19/23	\$2,100	4	PT SS
------------------	----	-------	---------	---	-------

Evoque

A-S9, 2.0L, 4cyl	22	20/27	\$1,900	4	PT SS
------------------	----	-------	---------	---	-------

Range Rover Velar

A-S8, 5.0L, 8cyl	17	15/20	\$2,450	3	P S SS
------------------	----	-------	---------	---	--------

LEXUS

NX 300 AWD

A-S6, 2.0L, 4cyl	24	22/28	\$1,750	5	PR T
------------------	----	-------	---------	---	------

Manufacturer Model Configuration (trans, eng size, cyl)	MPG		Annual Fuel Cost	GHG Rating	Notes
	Comb	City/Hwy			

NX 300 AWD F Sport

A-S6, 2.0L, 4cyl	24	22/27	\$1,750	5	PRT
------------------	----	-------	---------	---	-----

NX 300h AWD

AV-S6, 2.5L, 4cyl	31	33/30	\$1,050	7	HEV SS
-------------------	----	-------	---------	---	--------

RX 350 AWD

A-S8, 3.5L, 6cyl	22	19/26	\$1,450	4	
------------------	----	-------	---------	---	--

RX 350 L AWD

A-S8, 3.5L, 6cyl	21	18/25	\$1,500	4	
------------------	----	-------	---------	---	--

LINCOLN

Corsair AWD

A-S8, 2.0L, 4cyl	24	21/29	\$1,300	5	T SS
------------------	----	-------	---------	---	------

A-S8, 2.3L, 4cyl	24	21/28	\$1,300	5	T SS
------------------	----	-------	---------	---	------

MAZDA

CX-30 4WD

A-S6, 2.5L, 4cyl	26	24/31	\$1,200	5	
------------------	----	-------	---------	---	--

A-S6, 2.5L, 4cyl	26	24/31	\$1,200	5	w/ C. D.
------------------	----	-------	---------	---	----------

A-S6, 2.5L, 4cyl	25	22/30	\$1,250	5	T
------------------	----	-------	---------	---	---

CX-5 4WD

A-S6, 2.5L, 4cyl	26	24/30	\$1,200	5	
------------------	----	-------	---------	---	--

A-S6, 2.5L, 4cyl	24	22/27	\$1,300	5	T
------------------	----	-------	---------	---	---

CX-9 4WD

A-S6, 2.5L, 4cyl	23	20/26	\$1,400	5	T
------------------	----	-------	---------	---	---

MERCEDES-BENZ

AMG GLC43 4matic

A-9, 3.0L, 6cyl	20	18/24	\$2,100	4	PRT SS
-----------------	----	-------	---------	---	--------

AMG GLC43 4matic Coupe

A-9, 3.0L, 6cyl	20	17/24	\$2,100	4	PRT SS
-----------------	----	-------	---------	---	--------

AMG GLC63 4matic Plus

A-9, 4.0L, 8cyl	17	15/22	\$2,450	3	PRT SS
-----------------	----	-------	---------	---	--------

AMG GLC63 4matic Plus Coupe

A-9, 4.0L, 8cyl	17	15/22	\$2,450	3	PRT SS
-----------------	----	-------	---------	---	--------

AMG GLC63 S 4matic Plus Coupe

A-9, 4.0L, 8cyl	17	15/22	\$2,450	3	PRT SS
-----------------	----	-------	---------	---	--------

GLA250 4matic

AM-8, 2.0L, 4cyl	27	24/33	\$1,550	6	PRT SS
------------------	----	-------	---------	---	--------

GLB250 4matic

AM-8, 2.0L, 4cyl	26	23/30	\$1,600	5	PRT SS
------------------	----	-------	---------	---	--------

GLC300 4matic

A-9, 2.0L, 4cyl	23	21/28	\$1,800	5	PRT SS
-----------------	----	-------	---------	---	--------

GLC300 4matic Coupe

A-9, 2.0L, 4cyl	24	22/28	\$1,750	5	PRT SS
-----------------	----	-------	---------	---	--------

GLE350

A-9, 2.0L, 4cyl	22	19/26	\$1,900	4	PRT SS
-----------------	----	-------	---------	---	--------

GLE350 4matic

A-9, 2.0L, 4cyl	22	19/26	\$1,900	4	PRT SS
-----------------	----	-------	---------	---	--------

MITSUBISHI

Outlander Sport 4WD

AV-S6, 2.0L, 4cyl	26	23/29	\$1,200	5	
-------------------	----	-------	---------	---	--

AV-S6, 2.4L, 4cyl	25	23/28	\$1,250	5	
-------------------	----	-------	---------	---	--

Manufacturer Model Configuration (trans, eng size, cyl)	MPG		Annual Fuel Cost	GHG Rating	Notes
	Comb	City/Hwy			

NISSAN

Rogue AWD

AV-S8, 2.5L, 4cyl	29	26/33	\$1,100	6	
-------------------	----	-------	---------	---	--

Rogue AWD SV/SL/Platinum

AV-S8, 2.5L, 4cyl	28	25/32	\$1,150	6	
-------------------	----	-------	---------	---	--

PORSCHE

Macan GTS

AM-S7, 2.9L, 6cyl	19	17/22	\$2,200	3	PRT SS
-------------------	----	-------	---------	---	--------

Macan S

AM-S7, 3.0L, 6cyl	20	18/24	\$2,100	4	PRT SS
-------------------	----	-------	---------	---	--------

Macan Turbo

AM-S7, 2.9L, 6cyl	19	17/21	\$2,200	3	PRT SS
-------------------	----	-------	---------	---	--------

SUBARU

Crosstrek AWD

AV-S8, 2.0L, 4cyl	30	28/33	\$1,050	6	SS
-------------------	----	-------	---------	---	----

M-6, 2.0L, 4cyl	25	22/29	\$1,250	5	
-----------------	----	-------	---------	---	--

AV-S8, 2.5L, 4cyl	29	27/34	\$1,100	6	SS
-------------------	----	-------	---------	---	----

Forester AWD

AV-S7, 2.5L, 4cyl	29	26/33	\$1,100	6	SS
-------------------	----	-------	---------	---	----

Outback AWD

AV-S8, 2.4L, 4cyl	26	23/30	\$1,200	5	T SS
-------------------	----	-------	---------	---	------

AV-S8, 2.5L, 4cyl	29	26/33	\$1,100	6	SS
-------------------	----	-------	---------	---	----

TESLA

Model Y Long Range AWD

A-1	125	131/117	\$550	10	EV
-----	-----	---------	-------	----	----

Model Y Performance AWD

A-1	111	115/106	\$600	10	EV
-----	-----	---------	-------	----	----

TOYOTA

Highlander AWD

A-S8, 3.5L, 6cyl	23	20/27	\$1,400	5	SS
------------------	----	-------	---------	---	----

RAV4 AWD

A-S8, 2.5L, 4cyl	29	27/33	\$1,100	6	SS
------------------	----	-------	---------	---	----

A-S8, 2.5L, 4cyl	28	25/33	\$1,150	6	
------------------	----	-------	---------	---	--

RAV4 AWD LE

A-S8, 2.5L, 4cyl	30	27/34	\$1,050	6	SS
------------------	----	-------	---------	---	----

RAV4 AWD TRD OFFROAD

A-S8, 2.5L, 4cyl	28	25/32	\$1,150	6	
------------------	----	-------	---------	---	--

RAV4 Hybrid AWD

AV-S6, 2.5L, 4cyl	40	41/38	\$800	8	HEV SS
-------------------	----	-------	-------	---	--------

RAV4 Prime 4WD

AV-S6, 2.5L, 4cyl	See page 38.				PHEV SS
-------------------	--------------	--	--	--	---------

Venza AWD

AV-S6, 2.5L, 4cyl	39	40/37	\$800	8	HEV SS
-------------------	----	-------	-------	---	--------

VOLKSWAGEN

Atlas 4motion

A-S8, 2.0L, 4cyl	22	20/24	\$1,450	4	T SS
------------------	----	-------	---------	---	------

Atlas Cross Sport 4motion

A-S8, 2.0L, 4cyl	22	20/24	\$1,450	4	T SS
------------------	----	-------	---------	---	------

A-S8, 3.6L, 6cyl	19	17/23	\$1,650	3	SS
------------------	----	-------	---------	---	----

Manufacturer Model Configuration (trans, eng size, cyl)	MPG		Annual Fuel Cost	GHG Rating	Notes
	Comb	City/Hwy			

Tiguan 4motion

A-S8, 2.0L, 4cyl	24	21/27	\$1,300	5	T SS
------------------	----	-------	---------	---	------

VOLVO

XC40 AWD

A-S8, 2.0L, 4cyl	25	22/30	\$1,650	5	P R T SS
------------------	----	-------	---------	---	----------

XC40 AWD BEV

A-1	79	85/72	\$850	10	EV
-----	----	-------	-------	----	----

XC60 AWD

A-S8, 2.0L, 4cyl	24	21/28	\$1,750	5	P R T SS
------------------	----	-------	---------	---	----------

A-S8, 2.0L, 4cyl	23	20/27	\$1,800	5	P R T S SS
------------------	----	-------	---------	---	------------

XC60 AWD PHEV

A-S8, 2.0L, 4cyl	See page 38.				P R T S PHEV SS
------------------	--------------	--	--	--	-----------------

STANDARD SPORT UTILITY VEHICLES 2WD

BMW

X5 sDrive40i

A-S8, 3.0L, 6cyl	23	21/26	\$1,800	5	P T MHEV SS
------------------	----	-------	---------	---	-------------

X6 sDrive40i

A-S8, 3.0L, 6cyl	23	21/26	\$1,800	5	P T MHEV SS
------------------	----	-------	---------	---	-------------

BUICK

Enclave FWD

A-9, 3.6L, 6cyl	21	18/26	\$1,500	4	SS
-----------------	----	-------	---------	---	----

CADILLAC

Escalade 2WD

A-10, 3.0L, 6cyl	23	21/27	\$1,650	4	D T SS
------------------	----	-------	---------	---	--------

A-10, 6.2L, 8cyl	17	15/20	\$2,450	3	PR SS
------------------	----	-------	---------	---	-------

CHEVROLET

Suburban 2WD

A-10, 3.0L, 6cyl	23	21/27	\$1,650	4	D T SS
------------------	----	-------	---------	---	--------

A-10, 5.3L, 8cyl	18	16/20	\$1,750	3	SS
------------------	----	-------	---------	---	----

A-10, 6.2L, 8cyl	17	15/20	\$2,450	3	PR SS
------------------	----	-------	---------	---	-------

Tahoe 2WD

A-10, 3.0L, 6cyl	24	21/28	\$1,550	4	D T SS
------------------	----	-------	---------	---	--------

A-10, 5.3L, 8cyl	18	16/20	\$1,750	3	SS
------------------	----	-------	---------	---	----

A-10, 6.2L, 8cyl	17	15/20	\$2,450	3	PR SS
------------------	----	-------	---------	---	-------

Traverse FWD

A-9, 3.6L, 6cyl	21	18/27	\$1,500	4	SS
-----------------	----	-------	---------	---	----

DODGE

Durango RWD

A-8, 3.6L, 6cyl	21	19/26	\$1,500	4	SS
-----------------	----	-------	---------	---	----

A-8, 5.7L, 8cyl	17	14/22	\$2,250	3	Mid
-----------------	----	-------	---------	---	-----

FORD

Explorer HEV RWD

A-S10, 3.3L, 6cyl	27	27/28	\$1,200	6	HEV SS
-------------------	----	-------	---------	---	--------

Explorer RWD

A-10, 2.3L, 4cyl	24	21/28	\$1,300	5	T SS
------------------	----	-------	---------	---	------

A-S10, 2.3L, 4cyl	24	21/28	\$1,300	5	T SS
-------------------	----	-------	---------	---	------

A-S10, 3.0L, 6cyl	21	18/26	\$1,500	4	T SS
-------------------	----	-------	---------	---	------

Manufacturer Model Configuration (trans, eng size, cyl)	MPG		Annual Fuel Cost	GHG Rating	Notes
	Comb	City/Hwy			

GMC

Acadia FWD

A-9, 2.0L, 4cyl	25	22/29	\$1,250	5	T SS
-----------------	----	-------	---------	---	------

A-9, 2.5L, 4cyl	23	21/27	\$1,400	5	
-----------------	----	-------	---------	---	--

A-9, 3.6L, 6cyl	22	19/27	\$1,450	4	SS
-----------------	----	-------	---------	---	----

Yukon 2WD

A-10, 3.0L, 6cyl	23	21/27	\$1,650	4	D T SS
------------------	----	-------	---------	---	--------

A-10, 5.3L, 8cyl	18	16/20	\$1,750	3	SS
------------------	----	-------	---------	---	----

A-10, 6.2L, 8cyl	17	15/20	\$2,450	3	PR SS
------------------	----	-------	---------	---	-------

Yukon XL 2WD

A-10, 3.0L, 6cyl	23	21/27	\$1,650	4	D T SS
------------------	----	-------	---------	---	--------

A-10, 5.3L, 8cyl	18	16/20	\$1,750	3	SS
------------------	----	-------	---------	---	----

A-10, 6.2L, 8cyl	16	14/20	\$2,600	2	PR SS
------------------	----	-------	---------	---	-------

HYUNDAI

Palisade FWD

A-S8, 3.8L, 6cyl	22	19/26	\$1,450	4	
------------------	----	-------	---------	---	--

INFINITI

QX80 2WD

A-S7, 5.6L, 8cyl	16	14/20	\$2,600	2	PR
------------------	----	-------	---------	---	----

JEEP

Grand Cherokee 2WD

A-8, 3.6L, 6cyl	21	19/26	\$1,500	4	SS
-----------------	----	-------	---------	---	----

LINCOLN

Aviator RWD

A-S10, 3.0L, 6cyl	21	18/26	\$1,500	4	T SS
-------------------	----	-------	---------	---	------

TOYOTA

4Runner 2WD

A-S5, 4.0L, 6cyl	17	16/19	\$1,850	3	
------------------	----	-------	---------	---	--

Sequoia 2WD

A-S6, 5.7L, 8cyl	15	13/17	\$2,100	2	
------------------	----	-------	---------	---	--

VOLVO

XC90 FWD

A-S8, 2.0L, 4cyl	25	21/30	\$1,650	5	P R T SS
------------------	----	-------	---------	---	----------

STANDARD SPORT UTILITY VEHICLES 4WD

ASTON MARTIN

DBX V8

A-9, 4.0L, 8cyl	15	14/18	\$2,800	2	P T
-----------------	----	-------	---------	---	-----

AUDI

e-tron

A-1	78	78/77	\$850	10	EV
-----	----	-------	-------	----	----

e-tron Sportback

A-1	77	76/78	\$850	10	EV
-----	----	-------	-------	----	----

Q7

A-S8, 2.0L, 4cyl	21	19/23	\$2,000	4	P T SS
------------------	----	-------	---------	---	--------

A-S8, 3.0L, 6cyl	20	18/23	\$2,100	4	P T MHEV SS
------------------	----	-------	---------	---	-------------

Manufacturer Model Configuration (trans, eng size, cyl)	MPG		Annual Fuel Cost	GHG Rating	Notes
	Comb	City/Hwy			
Q8					
A-S8, 3.0L, 6cyl	20	18/23	\$2,100	4	P T MHEV SS
RS Q8					
A-S8, 4.0L, 8cyl	15	13/19	\$2,800	2	P T MHEV SS
SQ7					
A-S8, 4.0L, 8cyl	17	15/21	\$2,450	3	P T SS
SQ8					
A-S8, 4.0L, 8cyl	17	15/21	\$2,450	3	P T SS
BENTLEY					
Bentayga					
A-S8, 4.0L, 8cyl	18	15/24	\$2,300	3	P T SS
BMW					
Alpina XB7					
A-S8, 4.4L, 8cyl	17	15/21	\$2,450	3	P T SS
X5 M					
A-S8, 4.4L, 8cyl	15	13/18	\$2,800	2	P T SS
X5 M Competition					
A-S8, 4.4L, 8cyl	15	13/18	\$2,800	2	P T SS
X5 M50i					
A-S8, 4.4L, 8cyl	18	16/22	\$2,300	3	P T SS
X5 xDrive40i					
A-S8, 3.0L, 6cyl	23	21/25	\$1,800	5	P T MHEV SS
X5 xDrive45e					
A-S8, 3.0L, 6cyl	See page 38.				P T PHEV SS
X6 M					
A-S8, 4.4L, 8cyl	15	13/18	\$2,800	2	P T SS
X6 M Competition					
A-S8, 4.4L, 8cyl	15	13/18	\$2,800	2	P T SS
X6 M50i					
A-S8, 4.4L, 8cyl	18	16/22	\$2,300	3	P T SS
X6 xDrive40i					
A-S8, 3.0L, 6cyl	23	21/25	\$1,800	5	P T MHEV SS
X7 M50i					
A-S8, 4.4L, 8cyl	17	15/21	\$2,450	3	P T SS
X7 xDrive40i					
A-S8, 3.0L, 6cyl	21	19/24	\$2,000	4	P T MHEV SS
BUICK					
Enclave AWD					
A-9, 3.6L, 6cyl	20	17/25	\$1,600	4	SS
CADILLAC					
Escalade 4WD					
A-10, 6.2L, 8cyl	16	14/19	\$2,600	2	PR SS
CHEVROLET					
Suburban 4WD					
A-10, 5.3L, 8cyl	17	15/19	\$1,850	3	SS
A-10, 6.2L, 8cyl	16	14/19	\$2,600	2	PR SS
Tahoe 4WD					
A-10, 5.3L, 8cyl	18	16/20	\$1,750	3	SS
A-10, 6.2L, 8cyl	16	14/19	\$2,600	2	PR SS

Manufacturer Model Configuration (trans, eng size, cyl)	MPG		Annual Fuel Cost	GHG Rating	Notes
	Comb	City/Hwy			
Traverse AWD					
A-9, 3.6L, 6cyl	20	17/25	\$1,600	4	SS
DODGE					
Durango AWD					
A-8, 3.6L, 6cyl	21	18/25	\$1,500	4	SS
A-8, 5.7L, 8cyl	17	14/22	\$2,250	3	Mid
Durango SRT AWD					
A-8, 6.4L, 8cyl	15	13/19	\$2,800	2	P
FORD					
Explorer AWD					
A-10, 2.3L, 4cyl	23	20/27	\$1,400	5	T PT4 SS
A-S10, 2.3L, 4cyl	23	20/27	\$1,400	5	T PT4 SS
A-S10, 3.0L, 6cyl	20	18/24	\$1,600	4	T PT4 SS
Explorer FFV AWD					
A-S10, 3.3L, 6cyl	19	16/23	\$1,650	3	Gas
	13	11/15	\$2,300	3	E85
Explorer HEV AWD					
A-S10, 3.3L, 6cyl	25	23/26	\$1,250	5	PT4 HEV SS
GENESIS					
GV80 AWD					
A-S8, 2.5L, 4cyl	22	21/25	\$1,900	4	P T SS
A-S8, 3.5L, 6cyl	20	18/23	\$2,100	4	P T SS
GMC					
Acadia AWD					
A-9, 2.0L, 4cyl	24	22/27	\$1,300	5	T SS
A-9, 3.6L, 6cyl	21	19/26	\$1,500	4	SS
Yukon 4WD					
A-10, 5.3L, 8cyl	18	16/20	\$1,750	3	SS
A-10, 6.2L, 8cyl	16	14/19	\$2,600	2	PR SS
Yukon XL 4WD					
A-10, 5.3L, 8cyl	17	15/19	\$1,850	3	SS
A-10, 6.2L, 8cyl	16	14/19	\$2,600	2	PR SS
HYUNDAI					
Palisade AWD					
A-S8, 3.8L, 6cyl	21	19/24	\$1,500	4	
INFINITI					
QX80 4WD					
A-S7, 5.6L, 8cyl	15	13/19	\$2,800	2	PR
A-S7, 5.6L, 8cyl	15	13/19	\$2,800	2	PR MDPV.
JEEP					
Grand Cherokee 4WD					
A-8, 3.6L, 6cyl	21	18/25	\$1,500	4	SS
A-8, 5.7L, 8cyl	17	14/22	\$2,250	3	Mid
Grand Cherokee SRT 4WD					
A-8, 6.4L, 8cyl	15	13/19	\$2,800	2	P
LAMBORGHINI					
Urus					
A-S8, 4.0L, 8cyl	14	12/17	\$3,000	1	P T SS

Manufacturer Model Configuration (trans, eng size, cyl)	MPG		Annual Fuel Cost	GHG Rating	Notes
	Comb	City/Hwy			

LAND ROVER

Defender 110 MHEV

A-S8, 3.0L, 6cyl	19	17/22	\$2,200	3	P T MHEV SS
------------------	----	-------	---------	---	-------------

Defender 90 MHEV

A-S8, 3.0L, 6cyl	19	17/22	\$2,200	3	P T MHEV SS
------------------	----	-------	---------	---	-------------

Range Rover

A-S8, 3.0L, 6cyl	24	22/28	\$1,550	4	D T SS
A-S8, 5.0L, 8cyl	18	16/21	\$2,300	3	P S SS

Range Rover LWB

A-S8, 5.0L, 8cyl	18	16/21	\$2,300	3	P S SS
------------------	----	-------	---------	---	--------

Range Rover LWB SVA

A-S8, 5.0L, 8cyl	15	13/19	\$2,800	2	P S SS
------------------	----	-------	---------	---	--------

Range Rover MHEV

A-S8, 3.0L, 6cyl	20	18/23	\$2,100	4	P T MHEV SS
------------------	----	-------	---------	---	-------------

Range Rover PHEV

A-S8, 2.0L, 4cyl	See page 38.				P T PHEV SS
------------------	--------------	--	--	--	-------------

Range Rover Sport

A-S8, 3.0L, 6cyl	24	22/28	\$1,550	4	D T SS
A-S8, 5.0L, 8cyl	19	17/22	\$2,200	3	P S SS

Range Rover Sport MHEV

A-S8, 3.0L, 6cyl	21	19/24	\$2,000	4	P T MHEV SS
------------------	----	-------	---------	---	-------------

Range Rover Sport PHEV

A-S8, 2.0L, 4cyl	See page 38.				P T PHEV SS
------------------	--------------	--	--	--	-------------

Range Rover Sport SVR

A-S8, 5.0L, 8cyl	16	15/20	\$2,600	2	P S SS
------------------	----	-------	---------	---	--------

Range Rover SVA

A-S8, 5.0L, 8cyl	16	14/19	\$2,600	2	P S SS
------------------	----	-------	---------	---	--------

LEXUS

GX 460

A-S6, 4.6L, 8cyl	16	15/19	\$2,600	2	PR
------------------	----	-------	---------	---	----

LX 570

A-S8, 5.7L, 8cyl	14	12/16	\$3,000	1	PR
------------------	----	-------	---------	---	----

RX 450h AWD

AV-S6, 3.5L, 6cyl	30	31/28	\$1,400	6	PR HEV SS
-------------------	----	-------	---------	---	-----------

RX 450h L AWD

AV-S6, 3.5L, 6cyl	29	29/28	\$1,450	6	PR HEV SS
-------------------	----	-------	---------	---	-----------

LINCOLN

Aviator AWD

A-S10, 3.0L, 6cyl	20	17/24	\$1,600	4	T PT4 SS
-------------------	----	-------	---------	---	----------

Aviator PHEV AWD

A-S10, 3.0L, 6cyl	See page 38.				T PT4 PHEV SS
-------------------	--------------	--	--	--	---------------

MASERATI

Levante

A-8, 3.0L, 6cyl	18	16/22	\$2,300	3	P R T SS
-----------------	----	-------	---------	---	----------

Levante GTS

A-8, 3.8L, 8cyl	16	13/20	\$2,600	2	P R T SS
-----------------	----	-------	---------	---	----------

Levante S

A-8, 3.0L, 6cyl	18	16/22	\$2,300	3	P R T SS
-----------------	----	-------	---------	---	----------

Levante Trofeo

A-8, 3.8L, 8cyl	16	13/20	\$2,600	2	P R T SS
-----------------	----	-------	---------	---	----------

Manufacturer Model Configuration (trans, eng size, cyl)	MPG		Annual Fuel Cost	GHG Rating	Notes
	Comb	City/Hwy			

MERCEDES-BENZ

AMG G63

A-9, 4.0L, 8cyl	14	13/16	\$3,000	1	P R T SS
-----------------	----	-------	---------	---	----------

AMG GLE53 4matic Plus

A-9, 3.0L, 6cyl	19	18/22	\$2,200	3	PR MHEV SS
-----------------	----	-------	---------	---	------------

AMG GLE53 4matic Plus Coupe

A-9, 3.0L, 6cyl	20	18/23	\$2,100	4	PR MHEV SS
-----------------	----	-------	---------	---	------------

AMG GLE63 S 4matic Plus

A-9, 4.0L, 8cyl	16	15/19	\$2,600	2	P R T MHEV SS
-----------------	----	-------	---------	---	---------------

AMG GLE63 S 4matic Plus Coupe

A-9, 4.0L, 8cyl	17	15/19	\$2,450	3	P R T MHEV SS
-----------------	----	-------	---------	---	---------------

AMG GLS63 4matic Plus

A-9, 4.0L, 8cyl	16	14/18	\$2,600	2	P R T MHEV SS
-----------------	----	-------	---------	---	---------------

G550

A-9, 4.0L, 8cyl	18	17/19	\$2,300	3	P R T SS
-----------------	----	-------	---------	---	----------

GLE450 4matic

A-9, 3.0L, 6cyl	23	21/26	\$1,800	5	P R T MHEV SS
-----------------	----	-------	---------	---	---------------

GLE580 4matic

A-9, 4.0L, 8cyl	19	17/22	\$2,200	3	P R T MHEV SS
-----------------	----	-------	---------	---	---------------

GLS450 4matic

A-9, 3.0L, 6cyl	21	20/24	\$2,000	4	P R T MHEV SS
-----------------	----	-------	---------	---	---------------

GLS580 4matic

A-9, 4.0L, 8cyl	18	16/21	\$2,300	3	P R T MHEV SS
-----------------	----	-------	---------	---	---------------

GLS600 4matic Maybach

A-9, 4.0L, 8cyl	16	15/19	\$2,600	2	P R T MHEV SS
-----------------	----	-------	---------	---	---------------

PORSCHE

Cayenne

A-S8, 3.0L, 6cyl	20	19/23	\$2,100	4	P T SS
------------------	----	-------	---------	---	--------

Cayenne Coupe

A-S8, 3.0L, 6cyl	20	19/23	\$2,100	4	P T SS
------------------	----	-------	---------	---	--------

Cayenne GTS

A-S8, 4.0L, 8cyl	17	15/19	\$2,450	3	P R T SS
------------------	----	-------	---------	---	----------

Cayenne GTS Coupe

A-S8, 4.0L, 8cyl	17	15/19	\$2,450	3	P R T SS
------------------	----	-------	---------	---	----------

Cayenne S

A-S8, 2.9L, 6cyl	20	18/22	\$2,100	4	P T SS
------------------	----	-------	---------	---	--------

Cayenne S Coupe

A-S8, 2.9L, 6cyl	19	18/22	\$2,200	3	P T SS
------------------	----	-------	---------	---	--------

Cayenne Turbo

A-S8, 4.0L, 8cyl	17	15/19	\$2,450	3	P R T SS
------------------	----	-------	---------	---	----------

Cayenne Turbo Coupe

A-S8, 4.0L, 8cyl	17	15/19	\$2,450	3	P R T SS
------------------	----	-------	---------	---	----------

SUBARU

Ascent

AV-S8, 2.4L, 4cyl	23	21/27	\$1,400	5	T
-------------------	----	-------	---------	---	---

Ascent Limited/Touring

AV-S8, 2.4L, 4cyl	22	20/26	\$1,450	4	T
-------------------	----	-------	---------	---	---

TESLA

Model X Long Range Plus

A-1	105	109/101	\$600	10	EV
-----	-----	---------	-------	----	----

Manufacturer Model Configuration (trans, eng size, cyl)	MPG		Annual Fuel Cost	GHG Rating	Notes
	Comb	City/Hwy			

Model X Performance (20in Wheels)

A-1	97	100/95	\$650	10	EV
-----	----	--------	-------	----	----

Model X Performance (22in Wheels)

A-1	86	89/83	\$750	10	EV
-----	----	-------	-------	----	----

TOYOTA

4Runner 4WD

A-S5, 4.0L, 6cyl	17	16/19	\$1,850	3	PT4
A-S5, 4.0L, 6cyl	17	16/19	\$1,850	3	

Highlander Hybrid AWD

▶ AV-S6, 2.5L, 4cyl	35	35/35	\$900	7	HEV SS
---------------------	----	-------	-------	---	--------

Highlander Hybrid AWD LTD/PLAT

▶ AV-S6, 2.5L, 4cyl	35	35/34	\$900	7	HEV SS
---------------------	----	-------	-------	---	--------

Land Cruiser Wagon 4WD

A-S8, 5.7L, 8cyl	14	13/17	\$2,250	1	
------------------	----	-------	---------	---	--

Sequoia 4WD

A-S6, 5.7L, 8cyl	14	13/17	\$2,250	1	PT4
------------------	----	-------	---------	---	-----

VOLKSWAGEN

Atlas 4motion

A-S8, 3.6L, 6cyl	18	16/22	\$1,750	3	SS
------------------	----	-------	---------	---	----

VOLVO

XC90 AWD

A-S8, 2.0L, 4cyl	23	20/28	\$1,800	5	PRT S SS
A-S8, 2.0L, 4cyl	22	19/28	\$1,900	4	PRT S SS

XC90 AWD PHEV

A-S8, 2.0L, 4cyl	See page 38.				PRT S PHEV SS
------------------	--------------	--	--	--	---------------

Diesel-powered vehicles are typically more fuel efficient than comparable vehicles powered by gasoline. Diesel engines are inherently more energy-efficient, and diesel fuel contains roughly 10%–15% more energy per gallon than gasoline. In

addition, new advances in diesel engine technology have improved performance, reduced engine noise and fuel odor, and decreased emissions of harmful air pollutants. Ultra-low sulfur diesel fuels also help reduce emissions from these vehicles.



Manufacturer Model Configuration (trans, eng size, cyl)	MPG		Annual Fuel Cost	GHG Rating	Notes
	Comb	City/Hwy			

SMALL PICKUP TRUCKS 2WD

CHEVROLET

Colorado 2WD

A-6, 2.8L, 4cyl	23	20/30	\$1,650	4	D T
-----------------	----	-------	---------	---	-----

GMC

Canyon 2WD

A-6, 2.8L, 4cyl	23	20/30	\$1,650	4	D T
-----------------	----	-------	---------	---	-----

SMALL PICKUP TRUCKS 4WD

CHEVROLET

Colorado 4WD

A-6, 2.8L, 4cyl	22	19/28	\$1,700	4	D T
-----------------	----	-------	---------	---	-----

Colorado ZR2 4WD

A-6, 2.8L, 4cyl	19	18/22	\$1,950	3	D T
-----------------	----	-------	---------	---	-----

GMC

Canyon 4WD

A-6, 2.8L, 4cyl	22	19/28	\$1,700	4	D T
-----------------	----	-------	---------	---	-----

STANDARD PICKUP TRUCKS 2WD

CHEVROLET

Silverado 2WD

A-10, 3.0L, 6cyl	27	23/33	\$1,400	5	D T SS
------------------	----	-------	---------	---	--------

FORD

F-150

A-S10, 3.0L, 6cyl	NA	NA	NA	NA	D
-------------------	----	----	----	----	---

GMC

Sierra 2WD

A-10, 3.0L, 6cyl	26	23/30	\$1,450	5	D T SS
------------------	----	-------	---------	---	--------

RAM

1500 2WD

A-8, 3.0L, 6cyl	26	22/32	\$1,450	5	D T SS
-----------------	----	-------	---------	---	--------

STANDARD PICKUP TRUCKS 4WD

CHEVROLET

Silverado 4WD

A-10, 3.0L, 6cyl	24	22/26	\$1,550	4	D T SS
------------------	----	-------	---------	---	--------

FORD

F-150

A-S10, 3.0L, 6cyl	NA	NA	NA	NA	D
-------------------	----	----	----	----	---

GMC

Sierra 4WD

A-10, 3.0L, 6cyl	24	22/26	\$1,550	4	D T SS
------------------	----	-------	---------	---	--------

Sierra 4WD AT4

A-10, 3.0L, 6cyl	24	22/26	\$1,550	4	D T SS
------------------	----	-------	---------	---	--------

JEEP

Gladiator EcoDiesel 4WD

A-8, 3.0L, 6cyl	24	22/28	\$1,550	4	D T
-----------------	----	-------	---------	---	-----

Gladiator Rubicon EcoDiesel 4WD

A-8, 3.0L, 6cyl	24	21/27	\$1,550	4	D T
-----------------	----	-------	---------	---	-----

RAM

1500 4WD

A-8, 3.0L, 6cyl	24	21/29	\$1,550	4	D T SS
-----------------	----	-------	---------	---	--------

Manufacturer Model Configuration (trans, eng size, cyl)	MPG		Annual Fuel Cost	GHG Rating	Notes
	Comb	City/Hwy			

SMALL SPORT UTILITY VEHICLES 4WD

JEEP

Wrangler 4dr EcoDiesel 4WD

A-8, 3.0L, 6cyl	25	22/29	\$1,500	4	D T SS
-----------------	----	-------	---------	---	--------

Wrangler Rubic 4dr EcoDiesel 4WD

A-8, 3.0L, 6cyl	23	21/26	\$1,650	4	D T SS
-----------------	----	-------	---------	---	--------

STANDARD SPORT UTILITY VEHICLES 2WD

CADILLAC

Escalade 2WD

A-10, 3.0L, 6cyl	23	21/27	\$1,650	4	D T SS
------------------	----	-------	---------	---	--------

CHEVROLET

Suburban 2WD

A-10, 3.0L, 6cyl	23	21/27	\$1,650	4	D T SS
------------------	----	-------	---------	---	--------

Tahoe 2WD

A-10, 3.0L, 6cyl	24	21/28	\$1,550	4	D T SS
------------------	----	-------	---------	---	--------

GMC

Yukon 2WD

A-10, 3.0L, 6cyl	23	21/27	\$1,650	4	D T SS
------------------	----	-------	---------	---	--------

Yukon XL 2WD

A-10, 3.0L, 6cyl	23	21/27	\$1,650	4	D T SS
------------------	----	-------	---------	---	--------

STANDARD SPORT UTILITY VEHICLES 4WD

CADILLAC

Escalade 4WD

A-10, 3.0L, 6cyl	NA	NA	NA	NA	D
------------------	----	----	----	----	---

CHEVROLET

Suburban 4WD

A-10, 3.0L, 6cyl	NA	NA	NA	NA	D
------------------	----	----	----	----	---

Tahoe 4WD

A-10, 3.0L, 6cyl	NA	NA	NA	NA	D
------------------	----	----	----	----	---

GMC

Yukon 4WD

A-10, 3.0L, 6cyl	NA	NA	NA	NA	D
------------------	----	----	----	----	---

Yukon XL 4WD

A-10, 3.0L, 6cyl	NA	NA	NA	NA	D
------------------	----	----	----	----	---

LAND ROVER

Range Rover

A-S8, 3.0L, 6cyl	24	22/28	\$1,550	4	D T SS
------------------	----	-------	---------	---	--------

Range Rover Sport

A-S8, 3.0L, 6cyl	24	22/28	\$1,550	4	D T SS
------------------	----	-------	---------	---	--------

All-electric vehicles (EVs) are propelled by one or more electric motors powered by a rechargeable battery. EVs are energy efficient and emit no tailpipe pollutants, although the power plant producing the electricity may emit pollution.

Electric motors have several performance benefits. They are quiet, have instant torque for quick acceleration, enable regenerative braking, and require less maintenance than internal combustion engines.

Current EVs typically have a shorter driving range than comparable gasoline or hybrid vehicles, and their range is more sensitive to driving style, driving conditions, and accessory use. Fully recharging the battery can take several hours—though a “fast charge” to 80% capacity may take as little as 30 minutes. Charging options outside the home are expanding.

More than 26,000 public and 1,000 workplace charging stations are available. EVs are typically more expensive than comparable conventional vehicles and hybrids due to the cost of the large battery. However, as manufacturers continue to improve the driving range and reduce the cost of these vehicles, they are becoming more practical and affordable for a wider range of consumers.

A federal income tax credit of up to \$7,500 is currently available to consumers purchasing a qualifying EV. (Note that the federal tax credit begins to phase out after the manufacturer has sold more than 200,000 qualifying vehicles.) State and/or local incentives may also apply. For additional information on EVs, including tax incentives and phase-out dates, visit fueleconomy.gov.



Model	Motor	Battery Type	Fuel Economy (comb/city/hwy)		Driving Range* (miles)	Charge Time (hrs @ 240)	Annual Fuel Cost	GHG Rating
			MPGe	kWh/100 mi				
SUBCOMPACT CARS								
MINI								
Cooper SE Hardtop 2 door	135 kW DCPM	Li-Ion	108/115/100	31/29/34	110	4	\$600	10
MIDSIZE CARS								
NISSAN								
Leaf 40 kWh	110 kW DCPM	Li-Ion (40 kWh)	NA	NA	NA	NA	NA	NA
Leaf 62 kWh	160 kW DCPM	Li-Ion (62kWh)	NA	NA	NA	NA	NA	NA
Leaf SV/SL 62 kWh	160 kW DCPM	Li-Ion (62 kWh)	NA	NA	NA	NA	NA	NA
POLESTAR								
2	150 kW ACPM	Li-Ion	92/96/88	37/35/38	233	8	\$700	10
TESLA								
Model 3 Long Range AWD	98 and 195 kW AC 3-Phase	Li-Ion	134/141/127	25/24/27	353	9.3/11.2†	\$500	10
Model 3 Performance AWD	131 and 190 kW AC 3-Phase	Li-Ion	113/118/107	30/29/32	315	9.6/10†	\$600	10
Model 3 RWD Standard Range	3-Phase AC Induction	Li-Ion	NA	NA	NA	NA	NA	NA
Model 3 RWD Standard Range Plus	3-Phase AC Induction	Li-Ion	NA	NA	NA	NA	NA	NA
LARGE CARS								
PORSCHE								
Taycan 4S Performance Battery	320 kW PMACS	Li-Ion	NA	NA	NA	NA	NA	NA
Taycan 4S Performance Battery Plus	360 kW / PMACS	Li-Ion	NA	NA	NA	NA	NA	NA
Taycan Performance Battery	TBD	Li-Ion	NA	NA	NA	NA	NA	NA
Taycan Performance Battery Plus	TBD	Li-Ion	NA	NA	NA	NA	NA	NA
Taycan Turbo	460 kW / PMACS	Li-Ion	NA	NA	NA	NA	NA	NA
Taycan Turbo S	460 kW / PMACS	Li-Ion	NA	NA	NA	NA	NA	NA
TESLA								
Model S AWD Long Range Plus	ACPM / AC Induction	Li-Ion	NA	NA	NA	NA	NA	NA
Model S Performance (19in Wheels)	149 and 276 kW AC 3-Phase	Li-Ion	110/114/106	31/30/32	387	8.2/14.7‡	\$600	10
Model S Performance (21in Wheels)	149 and 276 kW AC 3-Phase	Li-Ion	96/98/93	35/34/36	334	8.2/14.7‡	\$700	10
SMALL STATION WAGONS								
CHEVROLET								
Bolt EV	150 kW ACPM	Li-Ion	NA	NA	NA	NA	NA	NA
FORD								
Mach-E AWD	TBD	Li-Ion	NA	NA	NA	NA	NA	NA
Mach-E AWD Extended Range	TBD	Li-Ion	NA	NA	NA	NA	NA	NA
Mach-E GT	TBD	Li-Ion	NA	NA	NA	NA	NA	NA
Mach-E GT Performance Edition	TBD	Li-Ion	NA	NA	NA	NA	NA	NA
Mach-E RWD	TBD	Li-Ion	NA	NA	NA	NA	NA	NA
Mach-E RWD Extended Range	TBD	Li-Ion	NA	NA	NA	NA	NA	NA
Mach-W Route 101	TBD	Li-Ion	NA	NA	NA	NA	NA	NA
SPORT UTILITY VEHICLES 2WD								
PORSCHE								
Taycan 4 Cross Turismo	TBD	Li-Ion	NA	NA	NA	NA	NA	NA
Taycan 4S Cross Turismo	TBD	Li-Ion	NA	NA	NA	NA	NA	NA
Taycan Turbo Cross Turismo	TBD	Li-Ion	NA	NA	NA	NA	NA	NA
Taycan Turbo S Cross Turismo	TBD	Li-Ion	NA	NA	NA	NA	NA	NA
SMALL SPORT UTILITY VEHICLES 2WD								
TESLA								
Model Y RWD Long Range	3-Phase AC Induction	Li-Ion	NA	NA	NA	NA	NA	NA
Model Y RWD Standard Range	3-Phase AC Induction	Li-Ion	NA	NA	NA	NA	NA	NA

Model	Motor	Battery Type	Fuel Economy (comb/city/hwy)		Driving Range* (miles)	Charge Time (hrs @ 240)	Annual Fuel Cost	GHG Rating
			MPGe	kWh/100 mi				

VOLKSWAGEN

ID.4 1st	150 kW AC 3-Phase	Li-Ion	97/104/89	35/32/37	250	7.5	\$700	10
ID.4 Pro S	150 kW AC 3-Phase	Li-Ion	97/104/89	35/32/37	250	7.5	\$700	10

SMALL SPORT UTILITY VEHICLES 4WD

TESLA

Model Y Long Range AWD	69 and 201 kW AC 3-Phase	Li-Ion	125/131/117	27/26/29	326	6.2/10‡	\$550	10
Model Y Performance AWD	133 and 179 kW AC 3-Phase	Li-Ion	111/115/106	30/29/32	303	6.6/11.8‡	\$600	10

VOLKSWAGEN

ID.4 PRO	AC Induction	Li-Ion	NA	NA	NA	NA	NA	NA
ID.4 PRO S	AC Induction	Li-Ion	NA	NA	NA	NA	NA	NA

VOLVO

XC40 AWD BEV	150 kW ACPM	Li-Ion	79/85/72	43/39/47	208	8	\$850	10
---------------------	-------------	--------	----------	----------	-----	---	-------	----

STANDARD SPORT UTILITY VEHICLES 4WD

AUDI

e-tron	141 and 172 kW Asynchron 3-Phase	Li-Ion	78/78/77	43/43/43	222	10	\$850	10
e-tron Sportback	141 and 172 kW Asynchron 3-Phase	Li-Ion	77/76/78	44/44/43	218	10	\$850	10

TESLA

Model X Long Range Plus	180 and 189 kW AC 3-Phase	Li-Ion	105/109/101	32/31/33	371	8.3/15‡	\$600	10
Model X Performance (20in Wheels)	151 and 273 kW AC 3-Phase	Li-Ion	97/100/95	35/34/35	341	8.3/15‡	\$650	10
Model X Performance (22in Wheels)	151 and 273 kW AC 3-Phase	Li-Ion	86/89/83	39/38/41	300	8.3/15‡	\$750	10

NOTES AND ABBREVIATIONS:

*..... Range for combined city/highway driving (55% city and 45% highway)
 †..... First value is time required with the 48A high power charger option; second value is with standard charger.
 ‡..... First value is time required with the 72A high power charger option; second value is with standard charger.
 AC Induction..... Alternating current induction motor
 ACPM..... Alternating current permanent magnet motor

DCPM..... Direct current permanent magnet motor
 IPMSM..... Interior permanent magnet synchronous motor
 Li-Ion..... Lithium-ion
 MPGe Miles per gallon equivalent
 NA Not available
 PMACS ... Permanent magnet alternating current synchronous motor
 PMSM Permanent magnet synchronous motor
 TBD To be determined

FUEL CELL VEHICLES

Though not yet available for the mass market, a limited number of fuel cell vehicles (FCVs) are available for lease and sale in select regions of the country, mostly in California. FCVs are propelled by electric motors powered by fuel cells, which produce electricity from the chemical energy of hydrogen. Fuel cell technology is more efficient than internal combustion engines and environmentally

cleaner—the only by-product of a hydrogen fuel cell vehicle is water. However, several challenges must be overcome before FCVs are mass-marketed and sold across the country. For more information about FCVs, visit fuelconomy.gov and the Fuel Cell Technologies Program website at www.energy.gov/eere/fuelcells/fuel-cell-technologies-office/.

Model	Fuel Cell Type	Motor	Battery Type & Rating	Fuel Type	Fuel Economy Comb/City/Hwy	Driving Range (miles)
COMPACT CARS						
TOYOTA						
Mirai	PEM	113 kW AC Synchronous	310.8 V Li-Ion	Hydrogen	NA NA	NA
MIDSIZE CARS						
HONDA						
Clarity Fuel Cell	PEM	130 kW AC PMSM	346V Li-Ion	Hydrogen	MPGe 68 / 68 / 67 MPK 66 / 67 / 66	360
SMALL SPORT UTILITY VEHICLES 2WD						
HYUNDAI						
Nexo	PEM	120 kW IPMSM	240V Li-Ion	Hydrogen	MPGe 57 / 59 / 54 MPK 56 / 58 / 53	354
Nexo Blue	PEM	120 kW IPMSM	240V Li-Ion	Hydrogen	MPGe 61 / 65 / 58 MPK 60 / 64 / 56	380

NOTES AND ABBREVIATIONS:

AC..... Alternating current induction motor
 IPMSM..... Interior permanent magnet synchronous motor
 Li-Ion..... Lithium-ion
 MPGe..... Miles per gallon gasoline equivalent

MPK..... Miles per kilogram
 PEM..... Proton exchange membrane
 PMSM..... Permanent magnet synchronous motor

Plug-in hybrid electric vehicles (PHEVs) are hybrids that can be charged by plugging them into an electrical outlet or charging station. Plug-in hybrids can store enough electricity from the power grid to significantly reduce their gasoline consumption under typical driving conditions.

There are two basic plug-in hybrid configurations:

- **Series PHEVs, also called Extended Range Electric Vehicles (EREVs).** The electric motor on these vehicles is the only power source that turns the wheels; the gasoline engine only generates electricity. Series PHEVs can run solely on electricity until the battery needs to be recharged. The gasoline engine will then generate the electricity needed to power the electric motor. For short trips, these vehicles may not use any gasoline.
- **Parallel or Blended PHEVs.** Both the engine and electric motor are mechanically connected to the wheels, and both may propel the vehicle. The vehicle may operate using both electricity and gasoline at the same time, using electricity only, or using gasoline only.

Plug-in hybrids also have different battery capacities, allowing some to travel farther on electricity than others. PHEV fuel economy, like that of EVs and regular hybrids, can be sensitive to driving style, driving conditions, and accessory use. When operating in pure electric mode, PHEVs emit no tailpipe pollutants, although the power plant producing the electricity may emit pollution.

Charging a PHEV's battery typically takes several hours. They can be charged at home or at an increasing number of workplaces or public locations. However, PHEVs don't have to be plugged in to be driven. They can be fueled solely with gasoline, like a conventional hybrid, but they will not achieve maximum range or fuel economy without charging.

Plug-in hybrids use less gasoline and cost less to fuel than conventional hybrids, but they are more expensive to purchase.

A federal income tax credit of up to \$7,500 is currently available to consumers purchasing a qualifying plug-in hybrid. (Note that the federal tax credit begins to phase out after the manufacturer has sold more than 200,000 qualifying vehicles.) State and/or local incentives may also apply. For additional information on PHEVs, including tax incentives and phase-out dates, visit fuelconomy.gov.



Manufacturer Model Trans, Eng Size, Cyl Elec. Motor	Fuel	Fuel Economy Combined MPGe	Range (miles)	Total Range* (miles)	Charge Time (hrs @ 240 V)	Annual Fuel Cost	GHG Rating
		Comb / City / Hwy MPG					
TWO-SEATER CARS							
FERRARI							
SF90 Stradale Coupe							
AM-8, 3.9L, 8cyl, 99, 99, 150kW 3-phase Sync.	Electricity + Gasoline	51 MPGe ([66kWh + 0 gal]/100 mi)†	9	20	2.5	\$2,100	4
	Premium Gasoline	18 / 16 / 20	9				
MINICOMPACT CARS							
POLESTAR							
1							
A-S8, 2.0L, 4cyl, 52, 85, 86kW 3-phase Sync.	Electricity + Gasoline	58 MPGe ([57kWh + 0.1 gal]/100 mi)	52	470	9	\$1,250	10
	Premium Gasoline	26 / 22 / 31	417				
SUBCOMPACT CARS							
KARMA							
Revero GT (21-inch wheels)							
A-1, 1.5L, 3cyl, 175 and 175 kw DCPM	Electricity	70 MPGe (48kWh/100 mi)	61	330	6.2	\$1,050	10
	Premium Gasoline	26 / 27 / 25	266				
Revero GT (22-inch wheels)							
A-1, 1.5L, 3cyl, 175 and 175 kw DCPM	Electricity	62 MPGe (54kWh/100 mi)	54	280	6.2	\$1,250	10
	Premium Gasoline	22 / 22 / 21	224				
COMPACT CARS							
BMW							
330e							
A-S8, 2.0L, 4cyl, 80kW DCPM	Electricity + Gasoline	75 MPGe ([45kWh + 0 gal]/100 mi)†	23	320	3	\$1,200	10
	Premium Gasoline	28 / 25 / 33	302				
330e xDrive							
A-S8, 2.0L, 4cyl, 80kW DCPM	Electricity + Gasoline	67 MPGe ([51kWh + 0 gal]/100 mi)†	20	290	3	\$1,350	9
	Premium Gasoline	25 / 22 / 30	271				
VOLVO							
S60 AWD PHEV							
A-S8, 2.0L, 4cyl, 34 and 65kW 3-phase Sync.	Electricity + Gasoline	69 MPGe ([47kWh + 0.1 gal]/100 mi)	22	510	3	\$1,200	10
	Premium Gasoline	30 / 28 / 33	485				
MIDSIZE CARS							
AUDI							
A7 quattro							
AM-S7, 2.0L, 4cyl, 105 kW DCPM	Electricity + Gasoline	68 MPGe ([46kWh + 0.1 gal]/100 mi)	24	440	2.4	\$1,150	10
	Premium Gasoline	29 / 26 / 34	416				
HONDA							
Clarity Plug-in Hybrid							
AV, 1.5L, 4cyl, 135kW AC PMSM	Electricity + Gasoline	110 MPGe ([31kWh + 0 gal]/100 mi)†	48	340	2.2	\$650	10
	Gasoline	42 / 44 / 40	295				
MINI							
Cooper SE Countryman All4							
A-S6, 1.5L, 3cyl, 65 kW AC Induction	Electricity + Gasoline	73 MPGe ([46kWh + 0 gal]/100 mi)†	18	300	2	\$1,200	9
	Premium Gasoline	29 / 29 / 30	280				
TOYOTA							
Prius Prime							
AV, 1.8L, 4cyl, 22 and 53 kW AC Induction	Electricity + Gasoline	133 MPGe ([25kWh + 0 gal]/100 mi)†	25	640	2	\$550	10
	Gasoline	54 / 55 / 53	618				
VOLVO							
S90 AWD PHEV							
A-S8, 2.0L, 4cyl, 34 and 65kW 3-phase Sync.	Electricity + Gasoline	60 MPGe ([50kWh + 0.1 gal]/100 mi)	21	490	3	\$1,250	10
	Premium Gasoline	30 / 28 / 31	473				

Manufacturer Model Trans, Eng Size, Cyl Elec. Motor	Fuel	Fuel Economy Combined MPGe	Range (miles)	Total Range* (miles)	Charge Time (hrs @ 240 V)	Annual Fuel Cost	GHG Rating
		Comb / City / Hwy MPG					
LARGE CARS							
AUDI							
A8 L							
A-S8, 3.0L, 6cyl, 100kW AC Induction	Electricity + Gasoline Premium Gasoline	53 MPGe ([63kWh + 0 gal]/100 mi)† 23 / 21 / 26	18 397	420	2.4	\$1,550	8
BMW							
745e xDrive							
A-S8, 3.0L, 6cyl, 83 kW AC Induction	Electricity + Gasoline Premium Gasoline	56 MPGe ([60kWh + 0 gal]/100 mi)† 22 / 19 / 26	17 270	290	4	\$1,650	8
PORSCHE							
Panamera 4 e-Hybrid							
AM-5, 2.9L, 6cyl, PMACS	NA NA	NA NA	NA NA	NA	NA	NA	NA
SMALL STATION WAGONS							
VOLVO							
V60 AWD PHEV							
A-S8, 2.0L, 4cyl, 34 and 65kW 3-phase Sync.	Electricity + Gasoline Premium Gasoline	69 MPGe ([47kWh + 0.1 gal]/100 mi) 30 / 28 / 33	22 485	510	3	\$1,200	10
MINIVANS 2WD							
CHRYSLER							
Pacifica Hybrid							
AV, 3.6L, 6cyl, 89 kW AC Induction	Electricity + Gasoline Gasoline	82 MPGe ([41kWh + 0 gal]/100 mi)† 30 / 29 / 30	32 487	520	2	\$900	10
SMALL SPORT UTILITY VEHICLES 2WD							
FORD							
Escape PHEV FWD‡							
AV, 2.5L, 4cyl	NA NA	NA NA	NA NA	NA	NA	NA	NA
SMALL SPORT UTILITY VEHICLES 4WD							
AUDI							
Q5							
AM-S7, 2.0L, 4cyl, 105kW AC Induction	Electricity + Gasoline Premium Gasoline	50 MPGe ([44kWh + 0.7 gal]/100 mi) 27 / 25 / 29	19 378	400	2.4	\$1,350	10
JEEP							
Wrangler 4DR 4XE							
AV, 2.0L, 4cyl, 45 kW Continuous Power PMAC	NA NA	NA NA	NA NA	NA	NA	NA	NA
LINCOLN							
Corsair PHEV AWD							
AV, 2.5L, 4cyl, TBD	NA NA	NA NA	NA NA	NA	NA	NA	NA
TOYOTA							
RAV4 Prime 4WD							
AV-S6, 2.5L, 4cyl, 40 and 134 kW AC Induction	Electricity + Gasoline Gasoline	94 MPGe ([36kWh + 0 gal]/100 mi)† 38 / 40 / 36	42 558	600	4.5	\$750	10
VOLVO							
XC60 AWD PHEV							
A-S8, 2.0L, 4cyl, 34 and 65kW 3-phase Sync.	Electricity + Gasoline Premium Gasoline	57 MPGe ([57kWh + 0.1 gal]/100 mi) 27 / 26 / 28	19 502	520	3	\$1,400	9

Manufacturer Model Trans, Eng Size, Cyl Elec. Motor	Fuel	Fuel Economy Combined MPGe	Range (miles)	Total Range* (miles)	Charge Time (hrs @ 240 V)	Annual Fuel Cost	GHG Rating
		Comb / City / Hwy MPG					

STANDARD SPORT UTILITY VEHICLES 2WD

PORSCHE

Cayenne e-Hybrid

A-SA, 3.0L, 6cyl, PMACS	NA	NA	NA	NA	NA	NA	NA
	NA	NA	NA				

Cayenne e-Hybrid Coupe

A-SA, 3.0L, 6cyl, PMACS	NA	NA	NA	NA	NA	NA	NA
	NA	NA	NA				

Cayenne Turbo S e-Hybrid

A-SA, 4.0L, 8cyl, PMACS	NA	NA	NA	NA	NA	NA	NA
	NA	NA	NA				

Cayenne Turbo S e-Hybrid Coupe

A-SA, 4.0L, 8cyl, PMACS	NA	NA	NA	NA	NA	NA	NA
	NA	NA	NA				

STANDARD SPORT UTILITY VEHICLES 4WD

BENTLEY

Bentayga Hybrid

Automatic (S8), 3.0L, 6cyl, AC Induction	NA	NA	NA	NA	NA	NA	NA
	NA	NA	NA				

BMW

X5 xDrive45e

A-S8, 3.0L, 6cyl, 83 kW DCPM	Electricity + Gasoline	50 MPGe ([63kWh + 0.1 gal]/100 mi)	31	400	5	\$1,600	9
	Premium Gasoline	20 / 19 / 22	373				

LAND ROVER

Range Rover PHEV

A-S8, 2.0L, 4cyl, 105 kW PMSM	Electricity + Gasoline	42 MPGe ([80kWh + 0 gal]/100 mi)†	19	480	3	\$1,900	7
	Premium Gasoline	19 / 18 / 21	461				

Range Rover Sport PHEV

A-S8, 2.0L, 4cyl, 105 kW PMSM	Electricity + Gasoline	42 MPGe ([80kWh + 0 gal]/100 mi)†	19	480	3	\$1,900	7
	Premium Gasoline	19 / 18 / 21	461				

LINCOLN

Aviator PHEV AWD

A-S10, 3.0L, 6cyl, 74 kW PMSM	Electricity + Gasoline	56 MPGe ([60kWh + 0 gal]/100 mi)†	21	460	3.5	\$1,300	9
	Gasoline	23 / 22 / 25	443				

VOLVO

XC90 AWD PHEV

A-S8, 2.0L, 4cyl, 34 and 65kW 3-phase Sync.	Electricity + Gasoline	55 MPGe ([58kWh + 0.1 gal]/100 mi)	18	520	3	\$1,400	9
	Premium Gasoline	27 / 26 / 28	505				

NOTES AND ABBREVIATIONS:

*..... Total range includes operation on both electricity and gasoline and is rounded to the nearest 10 miles.

†..... This vehicle did not use any gasoline during charge-depleting (electric) operation during EPA city and highway tests. However, depending on how you drive the vehicle, you may use both gasoline and electricity during charge-depleting operation following a full charge.

3-phase Sync.....3-phase synchronous motor

AC..... Alternating current induction motor

IPMSM..... Interior permanent magnet synchronous motor

MPGe..... Miles per gallon gasoline equivalent

MPK..... Miles per kilogram

PMAC..... Permanent magnet alternating current motor

PMACS..... Permanent magnet alternating current synchronous motor

PMSM..... Permanent magnet synchronous motor

Ethanol flexible fuel vehicles (FFVs) are designed by the original manufacturer to operate on gasoline, E85, or any mixture of the two fuels. Annual fuel cost is estimated assuming 15,000 miles of travel each year (55% city and 45% highway) and an average fuel cost of \$1.99 per gallon for E85, \$2.12 per gallon for regular unleaded gasoline, and \$2.79 per gallon for premium unleaded gasoline. The price of ethanol is highly variable from region to region; it is typically lower in the Midwestern United States and higher in other areas. Also, the ethanol content of E85 can range from 51% to 83% and typically varies seasonally. Therefore,

actual consumer experience may differ significantly from the annual fuel cost estimates presented here, which are based on fuel economy tests using E85.

Fuel economy and driving range values are shown for both gasoline and E85. When operating your FFV on mixtures of gasoline and E85, such as when alternating between using these fuels, your driving range and fuel economy values will likely be somewhere between those listed for the two fuels, depending on the actual percentages of gasoline and E85 in the tank.

Manufacturer Model Configuration (trans, eng size, cyl)	MPG		Annual Fuel Cost	GHG Rating	Fuel	Driving Range (miles)
	Comb	City/Hwy				

STANDARD PICKUP TRUCKS 2WD

CHEVROLET

Silverado 2WD

A-6, 5.3L, 8cyl	16	15/19	\$2,000	2	Gas	384/453
	12	11/15	\$2,500	3	E85	288/340

FORD

F150 Pickup 2WD FFV

A-S10, 3.3L, 6cyl	21	20/24	\$1,500	4	Gas	502/567
	16	14/19	\$1,850	5	E85	382/432
A-S10, 5.0L, 8cyl	20	17/24	\$1,600	4	Gas	478/540
	14	12/18	\$2,150	4	E85	335/378

GMC

Sierra 2WD

A-6, 5.3L, 8cyl	16	15/19	\$2,000	2	Gas	384/453
	12	11/15	\$2,500	3	E85	288/340

STANDARD PICKUP TRUCKS 4WD

CHEVROLET

Silverado 4WD

A-6, 5.3L, 8cyl	16	14/18	\$2,000	2	Gas	384/453
	12	11/13	\$2,500	2	E85	288/340

FORD

F150 Pickup 4WD FFV

A-S10, 3.3L, 6cyl	20	19/22	\$1,600	4	Gas	478/540
	15	14/18	\$2,000	4	E85	358/405
A-S10, 5.0L, 8cyl	19	16/22	\$1,650	3	Gas	454/513
	13	11/17	\$2,300	3	E85	311/351

Manufacturer Model Configuration (trans, eng size, cyl)	MPG		Annual Fuel Cost	GHG Rating	Fuel	Driving Range (miles)
	Comb	City/Hwy				

GMC

Sierra 4WD

A-6, 5.3L, 8cyl	16	14/18	\$2,000	2	Gas	384/453
	12	11/13	\$2,500	3	E85	288/340

SPECIAL PURPOSE VEHICLES 2WD

FORD

Transit Connect Van FFV

A-S8, 2.0L, 4cyl	25	24/27	\$1,250	5	Gas	395
	19	18/20	\$1,550	5	E85	300

Transit Connect Wagon LWB FFV

A-S8, 2.0L, 4cyl	26	24/29	\$1,200	5	Gas	411
	19	17/21	\$1,550	6	E85	300

STANDARD SPORT UTILITY VEHICLES 4WD

FORD

Explorer FFV AWD

A-S10, 3.3L, 6cyl	19	16/23	\$1,650	3	Gas	414
	13	11/15	\$2,300	3	E85	283

Interior Volume (cu.ft.) Passenger / Cargo			
	2dr	4dr	Hatch Pg
ACURA			
ILX		89/12	14
RDX AWD			25
RDX AWD A-SPEC			25
RDX FWD			23
RDX FWD A-SPEC			23
TLX AWD		93/14	14
TLX AWD A-SPEC		93/14	14
TLX FWD		93/14	14
TLX FWD A-SPEC		93/14	14
ALFA ROMEO			
Giulia		100/12	16
Giulia AWD		100/12	16
Stelvio			23
Stelvio AWD			25
ASTON MARTIN			
DB11 V12	72/9		12
DB11 V8	72/9		12
DBS	72/9		12
DBX V8			28
Vantage Manual			11
Vantage V8			11
AUDI			
A4 allroad quattro		92/24	20
A4 quattro		92/12	14
A4 S line quattro		92/12	14
A5 Cabriolet quattro	83/9		12
A5 quattro	84/11		12
A5 Sportback quattro		91/22	16
A5 Sportback S line quattro		91/22	16
A6 Allroad		101/30	21
A6 quattro		99/14	16
A7 quattro			95/25 16,39
A8 L		111/13	19,40
e-tron			28,36
e-tron Sportback			28,36
Q3 quattro		84/17	25
Q3 S-line quattro		84/17	25
Q5			25,40
Q7			28
Q8			29
R8			11
R8 2WD			11
R8 Spyder			11
R8 Spyder 2WD			11
RS 5	84/13		12
RS 5 Sportback		91/22	16
RS 6 Avant		101/30	21
RS 7		95/25	16
RS Q8			29
S4		92/12	14
S5	84/11		12
S5 Cabriolet	83/9		12
S5 Sportback		91/22	16
S6		98/16	16
S7		94/25	16
S8		111/13	19
SQ5			25
SQ7			29

Interior Volume (cu.ft.) Passenger / Cargo			
	2dr	4dr	Hatch Pg
SQ8			29
TT Coupe quattro	74/13		12
TT Roadster quattro			11
TT RS	74/13		12
TTS Coupe	74/13		12
BENTLEY			
Bentayga Hybrid			41
Bentayga			29
Continental GT	87/11		12
Continental GT Convertible	77/6		12
Flying Spur	102/13		16
BMW			
228i Gran Coupe		91/12	14
228i xDrive Gran Coupe		91/12	14
230i Convertible	82/10		13
230i Coupe	90/10		13
230i xDrive Coupe	90/10		13
330e		94/9	14,39
330e xDrive		94/9	14,39
330i		94/13	14
330i xDrive		94/13	14
430i Coupe	86/12		13
430i xDrive Coupe	86/12		13
530i		99/14	16
530i xDrive		99/14	16
540i		99/14	16
540i xDrive		99/14	16
740i		114/14	19
740i xDrive		114/14	19
745e xDrive		114/10	19,40
750i xDrive		114/14	19
840i Convertible	81/12		13
840i Coupe	81/15		13
840i Gran Coupe	100/16		16
840i xDrive Convertible	81/12		13
840i xDrive Coupe	81/15		13
840i xDrive Gran Coupe	100/16		16
Alpina B7		114/14	19
Alpina XB7			29
M2 Competition Coupe	86/10		13
M235i xDrive Gran Coupe	91/12		14
M240i Convertible	82/10		13
M240i Coupe	89/10		13
M240i xDrive Convertible	82/10		13
M240i xDrive Coupe	89/10		13
M3		95/13	14
M3 Competition		95/13	14
M340i		94/13	14
M340i xDrive		94/13	14
M4 Competition Coupe	87/12		13
M4 Coupe	87/12		13
M440i xDrive Coupe	86/12		13
M5		103/14	16
M5 Competition		103/14	17
M550i xDrive		99/14	17

Interior Volume (cu.ft.) Passenger / Cargo			
	2dr	4dr	Hatch Pg
M760i xDrive		114/14	19
M8 Competition Convertible	81/12		13
M8 Competition Gran Coupe	100/16		17
M8 Gran Coupe	100/16		17
M850i xDrive Convertible	81/12		13
M850i xDrive Gran Coupe	100/16		17
X1 sDrive28i		101/27	19
X1 xDrive28i		101/27	19
X2 M35i		94/21	17
X2 sDrive28i		94/21	17
X2 xDrive28i		94/21	17
X3 M			25
X3 M Competition			25
X3 M40i			25
X3 sDrive30i			23
X3 xDrive30i			25
X4 M			25
X4 M Competition			25
X4 M40i			25
X4 xDrive30i			25
X5 M			29
X5 M Competition			29
X5 M50i			29
X5 sDrive40i			28
X5 xDrive40i			29
X5 xDrive45e			29,41
X6 M			29
X6 M Competition			29
X6 M50i			29
X6 sDrive40i			28
X6 xDrive40i			29
X7 M50i			29
X7 xDrive40i			29
Z4 M40i			11
Z4 sDrive30i			9,11
BUGATTI			
Chiron			11
Chiron Pur Sport			11
BUICK			
Enclave AWD			29
Enclave FWD			28
Encore AWD			25
Encore FWD			24
Encore GX AWD			25
Encore GX FWD			24
Envision AWD			25
Envision FWD			24
CADILLAC			
CT4		90/13	14
CT4 AWD		90/13	15
CT4 V		90/13	15
CT4 V AWD		90/13	15
CT5		99/13	17
CT5 AWD		99/13	17
CT5 V		99/13	17
CT5 V AWD		99/13	17

Interior Volume (cu.ft.) Passenger / Cargo			
2dr	4dr	Hatch	Pg
Escalade 2WD			28,33
Escalade 4WD			29,33
XT4 AWD	101/22		25
XT4 FWD	101/22		24
XT5 AWD			25
XT5 FWD			24
XT5 Hearse AWD			23
XT5 Hearse FWD			23
XT6 AWD			25
XT6 FWD			24

CHEVROLET

Blazer AWD			26
Blazer FWD			24
Bolt EV			35
Camaro	78/9		13
Colorado 2WD		9,21,33	33
Colorado 4WD			21,33
Colorado ZR2 4WD			21,33
Corvette			11
Equinox AWD	103/30		26
Equinox FWD	103/30		24
Malibu	100/13		17
Silverado 2WD		9,21,33,42	
Silverado 4WD		22,33,42	
Silverado 4WD TrailBoss			22
Silverado Cab Chassis 2WD			23
Silverado Cab Chassis 4WD			23
Spark	86/11		9,13
Spark ACTIV	86/11		9,13
Suburban 2WD			28,33
Suburban 4WD			29,33
Tahoe 2WD			28,33
Tahoe 4WD			29,33
Trailblazer AWD			26
Trailblazer FWD			24
Traverse AWD			29
Traverse FWD			28
Trax AWD			26
Trax FWD			24

CHRYSLER

300	106/16		19
300 AWD	106/16		19
Pacifica			23
Pacifica AWD			23
Pacifica Hybrid		9,23,40	
Voyager			23

DODGE

Challenger	94/16		17
Challenger AWD	94/16		17
Challenger SRT	94/16		17
Challenger SRT Widebody	94/16		17
Challenger Widebody	94/16		17
Charger	105/16		19
Charger AWD	105/16		19
Charger SRT Widebody	105/17		19
Charger Widebody	105/17		19
Durango AWD			29
Durango RWD			28
Durango SRT AWD			29

Interior Volume (cu.ft.) Passenger / Cargo			
2dr	4dr	Hatch	Pg

FERRARI

812 GTS			11
812 Superfast			11
F8 Spider			11
F8 Tributo			11
Portofino	75/5		12
Portofino M	75/5		12
Roma	80/7		13
SF90 Stradale Coupe			11,39

FIAT

500X AWD			26
----------	--	--	----

FORD

Bronco Sport 4WD			26
EcoSport AWD			26
EcoSport FWD			24
Escape PHEV FWD			40
Explorer AWD			29
Explorer FFV AWD			29,42
Explorer HEV AWD			29
Explorer HEV RWD			28
Explorer RWD			28
F-150			33,33
F150 Pickup 2WD			21
F150 Pickup 2WD FFV			21,42
F150 Pickup 4WD			22
F150 Pickup 4WD FFV			22,42
F150 Pickup 4WD HEV			22
Mach-E AWD			35
Mach-E AWD Extended Range			35
Mach-E GT			35
Mach-E GT Performance Edition			35
Mach-E RWD			35
Mach-E RWD Extended Range			35
Mach-W Route 101			35
Ranger 4WD			22
Transit Connect USPS			23
Transit Connect Van FFV			23,42
Transit Connect Van FWD			23
Transit Connect Wagon LWB FFV			23,42
Transit Connect Wagon LWB FWD			23

GENESIS

G70 AWD	94/10		15
G70 RWD	94/10		15
G80 AWD	107/15		19
G80 RWD	107/15		19
G90 AWD	113/15		19
G90 RWD	113/15		19
GV80 AWD			29
GV80 RWD			24

GMC

Acadia AWD			29
Acadia FWD			28
Canyon 2WD		9,21,33	
Canyon 4WD			21,33
Sierra 2WD		22,33,42	
Sierra 4WD		22,33,42	
Sierra 4WD AT4		22,33	
Sierra Cab Chassis 2WD			23

Interior Volume (cu.ft.) Passenger / Cargo			
2dr	4dr	Hatch	Pg

Sierra Cab Chassis 4WD			23
Terrain AWD	90/13		26
Terrain FWD	90/13		24
Yukon 2WD			28,33
Yukon 4WD			29,33
Yukon XL 2WD			28,33
Yukon XL 4WD			29,33

HONDA

Accord	106/17		20
Accord Hybrid	106/17		20
Accord Hybrid Sport/Touring	106/17		20
Accord Sport/Touring	106/17		20
Civic 4Dr	98/15		17
Civic 5Dr		97/26	20
Clarity Fuel Cell			37
Clarity Plug-in Hybrid	102/16		17,39
CR-V AWD			26
CR-V FWD			24
CR-V Hybrid AWD			26
HR-V AWD	100/23		20
HR-V FWD	100/24		20
Insight	98/15		17
Insight Touring	95/15		15
Odyssey			23
Passport AWD			26
Passport FWD			24
Pilot AWD			26
Pilot FWD			24

HYUNDAI

Accent	90/14	91/22	15
Elantra	99/14		17
Ioniq		96/27	20
Ioniq Blue		96/27	9,20
Kona AWD			26
Kona FWD			24
Nexo			37
Nexo Blue			37
Palisade AWD			29
Palisade FWD			28
Santa Fe AWD			26
Santa Fe FWD			24
Sonata	105/16		20
Sonata Hybrid	105/16		20
Sonata Hybrid Blue	105/16		20
Tucson AWD			26
Tucson FWD			24
Veloster	90/20		15
Veloster N	90/20		15
Venu	92/19		17

INFINITI

Q50	100/14		17
Q50 AWD	100/14		17
Q50 Red Sport	100/14		17
Q50 Red Sport AWD	100/14		17
Q60	85/9		13
Q60 AWD	85/9		13
Q60 Red Sport	85/9		13
Q60 Red Sport AWD	85/9		13
QX50			24
QX50 AWD			26

**Interior Volume (cu.ft.)
Passenger / Cargo**

	2dr	4dr	Hatch	Pg
QX80 2WD				28
QX80 4WD				29

JAGUAR

F-Type R AWD Convertible				11
F-Type R AWD Coupe				11
F-Type S AWD Convertible				11
F-Type S AWD Coupe				11
F-Type S Convertible				11
F-Type S Coupe				11

JEEP

Cherokee 4WD				26
Cherokee 4WD Active Drive II				26
Cherokee FWD				24
Cherokee Trailhawk 4WD				26
Compass 4WD				26
Compass FWD				24
Gladiator 4WD				22
Gladiator EcoDiesel 4WD				22,33
Gladiator Rubicon EcoDiesel 4WD				22,33
Grand Cherokee 2WD				28
Grand Cherokee 4WD				29
Grand Cherokee SRT 4WD				29
Renegade 2WD				24
Renegade 4WD				26
Renegade Trailhawk 4WD				26
Wrangler 2dr 4WD				26
Wrangler 4dr 4WD				26
Wrangler 4DR 4XE				40
Wrangler 4dr EcoDiesel 4WD				26,33
Wrangler Rubic 4dr EcoDiesel 4WD				26,33

KARMA

Revero GT (21-inch wheels)	87/5			13,39
Revero GT (22-inch wheels)	87/5			13,39

KIA

Forte		96/15		17
Forte FE		96/15		17
K5		105/16		20
K5 AWD		105/16		20
Rio		90/14	91/17	15
Sedona				23
Seltos AWD				26
Seltos FWD				24
Sorento AWD				26
Sorento FWD				24
Sorento Hybrid				24
Soul		101/24		20
Soul Eco dynamics		101/24		9,20
Sportage AWD				26
Sportage FWD				24
Stinger AWD		95/23		17
Stinger RWD		95/23		17
Telluride AWD		157/21		26
Telluride FWD		157/21		24

LAMBORGHINI

Aventador Coupe				11
Aventador Roadster				11
Huracan				11
Huracan 2WD				11

**Interior Volume (cu.ft.)
Passenger / Cargo**

	2dr	4dr	Hatch	Pg
Huracan Spyder				11
Huracan Spyder 2WD				11
Urus				29

LAND ROVER

Defender 110 MHEV				30
Defender 90 MHEV				30
Discovery Sport				26
Evoque				26
Range Rover				30,33
Range Rover LWB				30
Range Rover LWB SVA				30
Range Rover MHEV				30
Range Rover PHEV				30,41
Range Rover Sport				30,33
Range Rover Sport MHEV				30
Range Rover Sport PHEV				30,41
Range Rover Sport SVR				30
Range Rover SVA				30
Range Rover Velar				26

LEXUS

ES 250 AWD		97/13		17
ES 300h		97/14		17
ES 350		100/13		17
ES 350 F Sport		98/13		17
GX 460				30
IS 300		90/11		15
IS 300 AWD		90/11		15
IS 350		90/11		15
IS 350 AWD		90/11		15
LC 500	86/5			13
LC 500 Convertible	75/3			12
LC 500h	86/5			13
LS 500		99/13		18
LS 500 AWD		99/13		18
LS 500h		99/12		
LS 500h AWD		99/12		
LX 570				30
NX 300				24
NX 300 AWD				26
NX 300 AWD F Sport				27
NX 300h AWD				27
RC 300	84/10			13
RC 300 AWD	84/10			13
RC 350	84/10			13
RC 350 AWD	84/10			13
RC F	79/10			13
RX 350				24
RX 350 AWD				27
RX 350 L				24
RX 350 L AWD				27
RX 450h AWD				30
RX 450h L AWD				30
UX 200			90/22	18
UX 250h			90/17	15
UX 250h AWD			90/17	15

LINCOLN

Aviator AWD				30
Aviator PHEV AWD				30,41
Aviator RWD				28
Corsair AWD				27

**Interior Volume (cu.ft.)
Passenger / Cargo**

	2dr	4dr	Hatch	Pg
Corsair FWD				24
Corsair PHEV AWD				40

LOTUS

Evora GT	48/6	48/6		12
----------	------	------	--	----

MASERATI

Ghibli		108/10		18
Ghibli S		108/10		18
Ghibli SQ4		108/10		18
Ghibli Trofeo		108/10		18
Levante				30
Levante GTS				30
Levante S				30
Levante Trofeo				30
Quattroporte S		114/19		20
Quattroporte SQ4		114/19		20
Quattroporte Trofeo		114/19		20

MAZDA

2			87/16	15
3 4-Door 2WD			93/13	15
3 4-Door 4WD			93/13	15
3 5-Door 2WD			93/20	18
3 5-Door 4WD			93/20	18
6			100/15	18
CX-3 2WD			88/16	15
CX-3 4WD			88/16	15
CX-30 2WD				24
CX-30 4WD				27
CX-5 2WD				25
CX-5 4WD				27
CX-9 2WD				25
CX-9 4WD				27

MERCEDES-BENZ

A220		91/9		13
A220 4matic		91/9		13
AMG A35 4matic		91/9		13
AMG C43 4matic		90/13		15
AMG C43 4matic Convertible		81/9		13
AMG C43 4matic Coupe		79/10		13
AMG C63		92/13		15
AMG C63 Convertible		81/9		14
AMG C63 Coupe		79/11		14
AMG C63 S		92/13		15
AMG C63 S Convertible		81/9		14
AMG C63 S Coupe		79/11		14
AMG CLA35 4matic		89/12		15
AMG CLA45 4matic		89/12		15
AMG CLS53 4matic Plus		93/12		15
AMG E53 4matic Plus		97/13		18
AMG E53 4matic Plus Convertible		87/9		14
AMG E53 4matic Plus Coupe		89/10		14
AMG E63 S 4matic Plus		98/13		18
AMG E63 S 4matic Plus (SW)		98/35		21
AMG G63				30

	Interior Volume (cu.ft.) Passenger / Cargo			
	2dr	4dr	Hatch	Pg
AMG GLA35 4matic		99/9		20
AMG GLA45 4matic		102/12		20
AMG GLB35 4matic		125/12		21
AMG GLC43 4matic				27
AMG GLC43 4matic Coupe				27
AMG GLC63 4matic Plus				27
AMG GLC63 4matic Plus Coupe				27
AMG GLC63 S 4matic Plus Coupe				27
AMG GLE53 4matic Plus				30
AMG GLE53 4matic Plus Coupe				30
AMG GLE63 S 4matic Plus				30
AMG GLE63 S 4matic Plus Coupe				30
AMG GLS63 4matic Plus				30
AMG GT 43 4matic Plus		96/13		15
AMG GT 53 4matic Plus		96/13		15
AMG GT 63 4matic Plus		96/13		15
AMG GT 63 S 4matic Plus		96/13		15
AMG GT C Coupe				11
AMG GT C Roadster				11
AMG GT Coupe				11
AMG GT R Coupe				11
AMG GT Roadster				11
AMG S63 4matic Plus Convertible	88/7			14
AMG S63 4matic Plus Coupe	90/10			15
C300		90/13		15
C300 4matic		90/13		15
C300 4matic Convertible	81/9			14
C300 4matic Coupe	79/10			14
C300 Convertible	81/9			14
C300 Coupe	79/10			14
CLA250		89/12		15
CLA250 4matic		89/12		15
CLS450		93/12		15
CLS450 4matic		93/12		15
E350		98/13		18
E350 4matic		98/13		18
E450 4matic		98/13		18
E450 4matic All-Terrain (wagon)		98/35		21
E450 4matic Convertible	87/9			14
E450 4matic Coupe	89/10			14
E450 Convertible	87/9			14
E450 Coupe	89/10			14
G550				30
GLA250				23
GLA250 4matic				27
GLB250				23
GLB250 4matic				27
GLC300				25
GLC300 4matic				27
GLC300 4matic Coupe				27
GLE350				27
GLE350 4matic				27
GLE450 4matic				30
GLE580 4matic				30
GLS450 4matic				30
GLS580 4matic				30
GLS600 4matic Maybach				30
S560 4matic Coupe	90/10			15

	Interior Volume (cu.ft.) Passenger / Cargo			
	2dr	4dr	Hatch	Pg
S560 Convertible	88/7			14
MINI				
Cooper Convertible	76/5			9,12
Cooper Countryman			97/18	18
Cooper Countryman All4			97/18	18
Cooper Hardtop 2 door			80/9	14
Cooper Hardtop 4 door			84/9	14
Cooper S Clubman			92/18	18
Cooper S Clubman All4			92/18	18
Cooper S Convertible	76/5			12
Cooper S Countryman			97/18	18
Cooper S Countryman All4			97/18	18
Cooper S Hardtop 2 door			80/9	14
Cooper S Hardtop 4 door			84/9	14
Cooper SE Countryman All4			95/17	18,39
Cooper SE Hardtop 2 door			80/9	9,14,35
JCW Countryman All4			97/18	18
John Cooper Works Clubman All4			92/18	18
John Cooper Works Convertible	76/5			12
John Cooper Works GP			80/9	14
John Cooper Works Hardtop			80/9	14

MITSUBISHI

Mirage		86/17	86/17	15
Mirage G4		89/12		16
Outlander Sport 2WD				25
Outlander Sport 4WD				27

NISSAN

Altima		101/15		18
Altima AWD		101/15		18
Altima AWD SR/Platinum		101/15		18
Altima SR		101/15		18
Altima SR/Platinum		101/15		18
Altima SV/SL		101/15		18
GT-R	79/9			14
Leaf 40 kWh			92/24	35
Leaf 62 kWh			92/24	35
Leaf SV/SL 62 kWh			92/24	35
Maxima		98/14		18
Rogue AWD				27
Rogue AWD SV/SL/Platinum				27
Rogue FWD				25
Rogue FWD SV/SL/Platinum				25
Sentra		96/14		18
Sentra SR		96/14		18
Titan 2WD				22
Titan 4WD				22
Titan 4WD PRO-4X				22
Versa		90/15		16

POLESTAR

1		72/4		9,12,39
2			89/26	18,35

PORSCHE

911 Carrera	70/5			12
911 Carrera 4	70/5			12
911 Carrera 4 Cabriolet	68/5			12
911 Carrera 4S	70/5			12

	Interior Volume (cu.ft.) Passenger / Cargo			
	2dr	4dr	Hatch	Pg
911 Carrera 4S Cabriolet	68/5			12
911 Carrera Cabriolet	68/5			12
911 Carrera S	70/5			12
911 Carrera S Cabriolet	68/5			12
911 Targa 4	70/5			12
911 Targa 4S	70/5			12
911 Turbo	70/5			12
911 Turbo Cabriolet	68/5			12
911 Turbo S	70/5			12
911 Turbo S Cabriolet	68/5			12
Boxster				11
Boxster S				11
Boxster T				11
Cayenne				30
Cayenne Coupe				30
Cayenne e-Hybrid				41
Cayenne e-Hybrid Coupe				41
Cayenne GTS				30
Cayenne GTS Coupe				30
Cayenne S				30
Cayenne S Coupe				30
Cayenne Turbo				30
Cayenne Turbo Coupe				30
Cayenne Turbo S e-Hybrid				41
Cayenne Turbo S e-Hybrid Coupe				41
Cayman				11
Cayman S				11
Cayman T				11
Macan GTS				27
Macan S				27
Macan Turbo				27
Panamera 4 e-Hybrid				40
Taycan 4 Cross Turismo				35
Taycan 4S Cross Turismo				35
Taycan 4S Performance Battery		89/11		35
Taycan 4S Performance Battery Plus		89/11		35
Taycan Performance Battery		89/11		35
Taycan Performance Battery Plus		89/11		35
Taycan Turbo		89/11		35
Taycan Turbo Cross Turismo				35
Taycan Turbo S		89/11		35
Taycan Turbo S Cross Turismo				35
RAM				
1500 2WD				22,33
1500 4WD				22,33
1500 Classic 2WD				22
1500 Classic 4WD				22
1500 HFE 2WD				22
1500 TRX 4WD				22
Promaster City				23
ROLLS-ROYCE				
Cullinan		113/21		21
Cullinan Black Badge		113/21		21
Dawn	100/9			16

	Interior Volume (cu.ft.) Passenger / Cargo			
	2dr	4dr	Hatch	Pg
Dawn Black Badge	100/9			16
Ghost		111/13		20
Ghost EWB		120/13		20
Phantom		116/15		20
Phantom EWB		127/15		20
Wraith	99/13			18
Wraith Black Badge	99/13			18

SUBARU

Ascent				30
Ascent Limited/Touring				30
Crosstrek AWD				27
Forester AWD				27
Impreza 4-Door		100/12		18
Impreza 5-Door		101/21		9,20
Impreza Sport 4-Door		100/12		18
Impreza Sport 5-Door		101/21		20
Legacy AWD		106/15		20
Outback AWD				27

TESLA

Model 3 Long Range AWD	97/15		9,18,35
Model 3 Performance AWD	97/15		18,35
Model 3 RWD Standard Range	97/15		35
Model 3 RWD Standard Range Plus	97/15		35
Model S AWD Long Range Plus	94/26		35
Model S Performance (19in Wheels)	94/26	9,20,35	
Model S Performance (21in Wheels)	94/26	20,35	
Model X Long Range Plus		9,30,36	
Model X Performance (20in Wheels)		31,36	
Model X Performance (22in Wheels)		31,36	
Model Y Long Range AWD		9,27,36	
Model Y Performance AWD		27,36	
Model Y RWD Long Range	106/24		35
Model Y RWD Standard Range	106/24		35

TOYOTA

4Runner 2WD			28
4Runner 4WD			31
Avalon	103/16		18
Avalon AWD	103/16		19
Avalon Hybrid	103/16		19
Avalon Hybrid XLE	103/16		19
Avalon TRD	103/16		19
Avalon XLE	103/16		19
C-HR		86/19	16
Camry	100/14		19
Camry AWD LE/SE	100/15		19
Camry AWD XLE/XSE	100/15		19
Camry Hybrid LE	100/15		19
Camry Hybrid SE	100/15		19
Camry Hybrid SE/XLE/XSE	100/15		19
Camry Hybrid XLE	100/15		19
Camry Hybrid XSE	100/15		19
Camry LE/SE	100/14		19
Camry TRD	100/14		19
Camry XLE/XSE	100/14		19
Camry XSE	100/14		19
Corolla	89/13		16
Corolla APEX	89/13		16

	Interior Volume (cu.ft.) Passenger / Cargo			
	2dr	4dr	Hatch	Pg
Corolla Hatchback			85/18	16
Corolla Hatchback XSE			85/18	16
Corolla Hybrid		89/13		9,16
Corolla XLE		89/13		16
Corolla XSE		89/13		16
GR Supra				9,12
Highlander				25
Highlander AWD				27
Highlander Hybrid				25
Highlander Hybrid AWD				9,31
Highlander Hybrid AWD LTD/PLAT				9,31
Land Cruiser Wagon 4WD				31
Mirai		93/10		37
Prius			91/27	19
Prius AWD			91/27	19
Prius Eco			91/27	9,19
Prius Prime			91/20	19,39
RAV4				25
RAV4 AWD				27
RAV4 AWD LE				27
RAV4 AWD TRD OFFROAD				27
RAV4 Hybrid AWD				9,27
RAV4 Prime 4WD				27,40
Sequoia 2WD				28
Sequoia 4WD				31
Sienna				
Sienna AWD				
Sienna Hybrid 2WD				9,23
Sienna Hybrid AWD				23
Tacoma 2WD				21
Tacoma 4WD				21
Tacoma 4WD D-CAB MT TRD-ORP/PRO				21
Tundra 2WD				22
Tundra 4WD				23
Venza AWD				27

V60 CC AWD		94/29		21
V60 FWD		94/29		21
V90 AWD		98/34		21
V90 CC AWD		98/34		21
V90 FWD		98/34		9,21
XC40 AWD		98/25		28
XC40 AWD BEV		98/25		28,36
XC40 FWD		98/25		25
XC60 AWD		103/30		28
XC60 AWD PHEV		103/30		28,40
XC60 FWD		103/30		25
XC90 AWD		104/47		31
XC90 AWD PHEV		104/47		31,41
XC90 FWD		104/47		28

VOLKSWAGEN

Arteon		96/27		20
Arteon 4motion		96/27		20
Atlas				25
Atlas 4motion				27,31
Atlas Cross Sport				25
Atlas Cross Sport 4motion				27
Golf			93/16	16
GTI			93/16	16
ID.4 1st				25,36
ID.4 PRO				36
ID.4 Pro S				25,36
ID.4 PRO S				36
Jetta		94/16		16
Jetta GLI		94/16		16
Passat		102/16		19
Tiguan				25
Tiguan 4motion				28

VOLVO

S60 AWD		93/12		16
S60 AWD PHEV		93/12		16,39
S60 FWD		93/12		16
S90 AWD		102/14		19
S90 AWD PHEV		102/14		19,39
V60 AWD PHEV		94/29		9,21,40

	Interior Volume (cu.ft.) Passenger / Cargo			
	2dr	4dr	Hatch	Pg



Fuel economy for city, highway, and combined city/highway driving (55% city and 45% highway) in miles per gallon

Combined city/highway fuel economy range for vehicles in same EPA vehicle class and fuel economy for most efficient vehicle overall for model year

Technology and fuel type, such as gasoline, diesel, flexible fuel (gasoline-ethanol [E85]), plug-in hybrid (electricity-gasoline), and electric vehicle

Fuel consumption in gallons per 100 miles in combined city/highway driving

EPA DOT Fuel Economy and Environment Gasoline Vehicle

Fuel Economy

35 MPG Midsized cars range from 14 to 141 MPGe. The best vehicle rates 141 MPGe.

32 city 40 highway

2.9 gallons per 100 miles

You save \$1,750 in fuel costs over 5 years compared to the average new vehicle.

Annual fuel cost \$1,150

Fuel Economy & Greenhouse Gas Rating (tailpipe only) **Smog Rating** (tailpipe only)

1 7 10 Best 1 5 10 Best

This vehicle emits 253 grams CO₂ per mile. The best emits 0 grams per mile (tailpipe only). Producing and distributing fuel also create emissions. Learn more at fuel economy.gov.

Actual results will vary for many reasons, including driving conditions and how you drive and maintain your vehicle. The average new vehicle gets 27 MPG and costs \$7,500 to fuel over 5 years. Cost estimates are based on 15,000 miles per year at \$2.70 per gallon. MPGe is miles per gasoline gallon equivalent. Vehicle emissions are a significant cause of climate change and smog.

fuel economy.gov
Calculate personalized estimates and compare vehicles

Smartphone QR Code SAMPLE

Fuel cost savings or extra expenditure compared to an "average" new vehicle of the same model year (27 mpg for model year 2021)

Annual fuel cost based on 15,000 miles per year and an average fuel price

Compares tailpipe emissions of smog-producing pollutants to those of other vehicles of the same model year on a scale of 1 (worst) to 10 (best)

Annual mileage, fuel cost, and other assumptions used to calculate estimates on the sticker

Compares fuel economy and tailpipe greenhouse gas emissions to those of other vehicles of the same model year on a scale of 1 (worst) to 10 (best). Upstream emissions estimates are available at fuel economy.gov.

QR Code. Scan the code with your smart phone to link to official information on fuel economy.gov (requires scanner app).

