



## 2020 RAM COMMERCIAL SPECIFICATIONS



# MEET THE 2020 RAM WORKFORCE



AMERICA'S  
MOST EFFICIENT  
WORK VAN\*

AMERICA'S  
LONGEST LASTING  
HEAVY-DUTY PICKUPS<sup>2</sup>

Chassis Cab shown with aftermarket upfit.

**WE'RE ALL ABOUT DELIVERING PURE CAPABILITY—  
FOR BUSINESS, INDUSTRIAL, AGRICULTURAL  
AND EVEN BIG RECREATIONAL NEEDS.  
YOU HAVE A JOB TO DO. WE'RE READY FOR IT.**

You're looking at getting it done, and we've got what you need to do it right. Across the spectrum, this team is all about pure capability.

Ram Commercial comes to work with all the right stuff. To the critical best-in-class features and numerous class-exclusive advantages, add long-term durability, proven quality, exceptional comfort and outstanding technology: in short, commercial-grade resilience and brute strength mated with state-of-the-art connectivity. It makes work easy and life good—from jobsite to loading dock to boat launch.

The portfolio at a glance: tough available PTO backed with massive GCWRs from our Chassis Cabs. Stellar torque, towing and payload numbers from our Heavy Duty pickups. The welcome availability of eTorque for a 2020 Ram 1500 powertrain, an option that helps add efficiency and muscle to a long list of best-in-class advantages. Finally, the versatility of Ram ProMaster® and Ram ProMaster City® enables just about any upfit you can imagine. When it comes to commercial-grade capability, it's all right here in **the 2020 Ram Commercial Family.**

## RAM QUALITY: EXCEPTIONAL WARRANTIES.

The power that propels your Ram vehicle means you can get the job done with reliability. Ram Commercial delivers quality you can count on for years.

All diesel powertrains feature a 5-Year/100,000-Mile Powertrain Limited Warranty.<sup>3</sup> Gas-driven powertrains offer a 5-Year/60,000-Mile Powertrain Limited Warranty.<sup>3</sup>

To that, add the fact that every vehicle in this portfolio backs you with our comprehensive 3-Year/36,000-Mile Basic Limited Warranty.<sup>4</sup>

### RAM 3500/4500/5500 CHASSIS CABS

CLAIMS / HIGHLIGHTS	3
POWERTRAINS / WHEELS	4
BUYER'S GUIDE	5 - 8
TOWING AND PAYLOAD	9

### RAM 2500/3500 HEAVY DUTY

CLAIMS / HIGHLIGHTS	10
POWERTRAINS / WHEELS	11
BUYER'S GUIDE	12 - 15
TOWING AND PAYLOAD	16 - 17

### RAM 1500

CLAIMS / HIGHLIGHTS	18
POWERTRAINS	18 - 19
WHEELS	19
BUYER'S GUIDE	20 - 23
TOWING AND PAYLOAD	24

### RAM 1500 CLASSIC

CLAIMS / HIGHLIGHTS / POWERTRAINS / WHEELS	25
BUYER'S GUIDE	26 - 27
TOWING AND PAYLOAD	28

### RAM PROMASTER® VANS/CHASSIS CABS/CUTAWAYS

CLAIMS / HIGHLIGHTS	29
POWERTRAIN / WHEELS	29
BUYER'S GUIDE	30 - 31
SPECIFICATIONS	31

### RAM PROMASTER CITY®

CLAIMS / HIGHLIGHTS	32
POWERTRAIN / WHEELS	32
BUYER'S GUIDE	33
SPECIFICATIONS	33

### RAM COMMERCIAL PORTFOLIO

CONFIGURATIONS	34
EXTERIOR PAINT COLORS	35
INTERIOR SEAT FABRICS	36

### SUPPORT FOR YOUR BUSINESS

UPFITS / BODY BUILDERS / RESOURCES	36
BUSINESSLINK / ON THE JOB / CHRYSLER CAPITAL	37

\*All disclosures can be found on page 36.

# RAM 3500/4500/5500 CHASSIS CAB

Shown with aftermarket upfits.

## SELECTED BEST-IN-CLASS FEATURES

- Maximum GCWR: **43,000 lb** with the available 6.7L diesel-5500<sup>5,6</sup>  
**37,500 lb** with the available 6.7L diesel-4500<sup>6,7</sup>
- Maximum trailering: **35,220 lb** with the available 6.7L diesel-5500<sup>5</sup>  
**29,770 lb** with the available 6.7L diesel-4500<sup>7</sup>
- Gas horsepower with the standard 6.4L HEMI® V8<sup>8,9</sup>
- Standard gas front GAWR: **5,500 lb-3500**<sup>6,8</sup>
- Gas oil change intervals: **8,000 miles**<sup>9,10</sup>
- Available diesel engine oil change intervals: **12,500 miles**<sup>9,10</sup>
- Available dual alternator output: **440 amps** with the available 6.7L diesel engine<sup>9,10</sup>

## LARGEST-IN-CLASS

- Available **12-inch Radio Touchscreen**<sup>10</sup>

## CLASS-EXCLUSIVE FEATURES

- Available **Active Grille Shutters**<sup>10</sup>
- Available **Tire-Fill Alert**<sup>10</sup>
- Available **Trailer Reverse Guidance**<sup>11</sup>
- Available **Adaptive Cruise Control**<sup>12</sup>
- Available **Electronic Front Axle Disconnect**<sup>10</sup>
- Available **270° Surround-View Camera System**<sup>11</sup>
- Available **Power Convex Trailer-Tow Mirrors**<sup>10</sup>
- Available **Adaptive Headlamps**<sup>10</sup>
- Available **Front and Rear Park Assist**<sup>13</sup>

## UNSURPASSED FEATURES

- Class 5 maximum GVWR: **19,500 lb-5500**<sup>5,6</sup>
- Class 4 maximum GVWR: **16,500 lb-4500**<sup>6,7</sup>
- Class 3 maximum GVWR: **14,000 lb-3500**<sup>6,8</sup>
- Front GAWR: **6,000 lb** with the available 6.7L diesel-3500<sup>6,8</sup>
- Rear frame steel strength: **50,000 psi**<sup>9,10</sup>

## HIGHLIGHTS AT A GLANCE

- Four cab-to-axle lengths** are available, in 60-, 84- (3500/4500/5500), 108- and 120-inch (4500/5500)
- Single-** (3500) or **dual-rear-wheel configurations** (3500/4500/5500)
- Two cab configurations:** Regular Cab (2-door) and Crew Cab (4-door)
- Available **left- or right-side PTO capability** with diesel or gas 4x4 models
- Available **split-shaft PTO capability with 6.7L Cummins® Turbo Diesel I-6 and AISIN® A/T** (included with either left- or right-side prep packages)
- Power 7 x 11-inch trailer-tow mirrors with large convex mirrors** (standard on Crew Cab models; available on Regular Cab); available with heat, memory, and puddle and turn signal lamps
- Six standard electrical interface switches**
- Available **Vehicle System Interface Module (VSIM)** with capacity to accommodate 70+ inputs/outputs
- Available **Keyless Enter 'n Go™ with Passive Entry**
- Available **trailer brake control**
- Available **adjustable-mount ParkView® Rear Back-Up Camera**<sup>14</sup>
- Available **Forward Collision Warning Plus**<sup>15</sup> will brake the vehicle while in cruise control if following too closely
- Available **Adaptive Cruise Control with Stop and Go**<sup>16</sup> is unlike other systems; ours works down to 0 mph
- Available **LaneSense® Lane Departure Warning Plus**<sup>17</sup> (late availability on 4500/5500 Chassis Cab)
- Available **back-up alarm**<sup>18</sup>
- Available **270° Surround-View Camera System with Trailer Reverse Guidance**<sup>14</sup>
- Available **auxiliary wired camera**<sup>14</sup> shipped "loose" with vehicle; the upfitter will position it in the optimal location based on your upfit
  - Includes factory wiring and mounting provisions
  - When installed, it greatly aids during conventional trailer hook-ups
- Available **ParkSense® Front and Rear Park Assist**<sup>18</sup>
- Available **power-adjustable pedals**
- Available **Uconnect® 4C NAV with 12-inch display** is the largest available radio touchscreen in its class;<sup>10</sup> with split-screen capability, multi-touch (e.g., pinch/zoom, touch/drag, etc.), and an available 4G LTE WiFi Hotspot<sup>19</sup>
- Standard **3.5-inch display in cluster** or available **7-inch full-color Driver Information Display**
  - Available **SiriusXM® MyControl 360L**<sup>20</sup> features more than 5,000 hours of on-demand audio content
- Available **Wireless Charging Pad**



## POWERTRAINS



## AVAILABLE 6.7L CUMMINS® TURBO DIESEL

- ▶ **360 hp/800 lb-ft of torque** (with AISIN® AS69RC)
- ▶ **Pilot fuel injection** and **common-rail architecture**
- ▶ **Ram Active Air®** computer-controlled valving system
- ▶ **BEST-IN-CLASS 12,500-mile oil change intervals**<sup>9,10</sup>
- ▶ **5-Year/100,000-Mile Powertrain Limited Warranty**<sup>3</sup>
- ▶ **AISIN AS69RC Heavy-Duty 6-speed automatic**
  - ◊ Available Power Take-Off access allows left, right and split-shaft (included with either left- or right-side prep packages) capability along with the packaging space for tandem aftermarket units
  - ◊ Advanced electro-hydraulic clutch-to-clutch control translates into superb shift quality and close gear ratios



## 6.4L HEMI® V8 WITH MULTI-DISPLACEMENT SYSTEM (MDS)/ FUEL SAVER TECHNOLOGY

- ▶ **410 hp/429 lb-ft of torque** (3500 SRW 10K GVWR)
- ▶ **370 hp/429 lb-ft of torque** (3500 over 10K GVWR/4500/5500)
- ▶ **Variable Cam Timing (VCT)** helps deliver more consistent power across a wider torque band and with greater efficiency
- ▶ **MDS** fuel saver cylinder-deactivation technology
- ▶ **Interactive Deceleration Fuel Shut-Off (IDFSO)** expands opportunities for turning off fuel to the engine during deceleration
- ▶ **BEST-IN-CLASS 8,000-mile oil change intervals**<sup>9,10</sup>
- ▶ **5-Year/60,000-Mile Powertrain Limited Warranty**<sup>3</sup>
- ▶ **ZF 8HP75 8-speed automatic** (standard on 3500)
  - ◊ On-the-fly shift mapping with more than 40 individual maps to optimize shift quality/points regardless of load or conditions
  - ◊ Fully electronic operation
- ▶ **AISIN AS66RC 6-speed automatic** (available on 3500 with over 10K GVWR and standard on 4500/5500)

## WHEELS

## RAM 3500



17-inch Painted Steel  
Standard on Tradesman® DRW  
(WU)



17-inch Chrome-Clad Steel  
Standard on SLT  
Included with Chrome Appearance  
Group on Tradesman DRW  
(WD4)



17-inch Polished Aluminum  
Standard on Laramie® and Limited  
Optional on SLT DRW  
(WF7)



18-inch Painted Steel  
Standard on Tradesman SRW  
(WBN)



18-inch Chrome-Clad Steel  
Standard on SLT  
Included with Chrome Appearance  
Group on Tradesman SRW  
(WBH)



18-inch Polished Aluminum  
Standard on Laramie and Limited  
Optional on Tradesman and SLT SRW  
(WBL)

## RAM 4500/5500



19.5-inch DRW Painted Steel  
Standard on Tradesman and SLT  
(WP3)



19.5-inch DRW Polished Aluminum  
Standard on Laramie and Limited  
Optional on Tradesman and SLT  
(WP4)



2020 RAM 3500/4500/5500 CHASSIS CAB

	SALES CODES	TRADESMAN® REQ/CREW	SLT REQ/CREW	LARAMIE® CREW	LIMITED CREW
CPOS PACKAGE		2TA	2TG	2TH	2TM
ENGINES / TRANSMISSIONS					
6.4L HEMI® V8 / 8HP75 8-speed automatic (3500 only)	ESB/DFX	•	•	•	•
6.4L HEMI V8 / AISIN® 6-speed automatic AS66RC (optional for 3500; standard for 4500/5500)	ESB/DF3	0/+	0/+	0/+	0/+
6.7L Cummins® Turbo Diesel I-6 / AISIN Heavy-Duty 6-speed automatic AS69RC	ETN/DF2	0	0	0	0
BODY MODEL, 3500 (DD/DF) – Regular Cab - 60-inch CA (143.5-inch wheelbase)	L63	0	0	–	–
– Regular Cab - 84-inch CA (167.5-inch wheelbase; DD only)	L64	0	0	–	–
– Crew Cab - 60-inch CA (172.4-inch wheelbase)	L93	0	0	0	0
DRIVE SYSTEM – 4x2	DD/DF 3	•	•	•	•
– 4x4	DD/DF 8	0	0	0	0
4500/5500 (DP) – Regular Cab - 60-inch CA (144.5-inch wheelbase)	L63	0	0	–	–
– Regular Cab - 84-inch CA (168.5-inch wheelbase)	L64	0	0	–	–
– Regular Cab - 108-inch CA (192.5-inch wheelbase)	L65	0	0	–	–
– Regular Cab - 120-inch CA (204.5-inch wheelbase)	L66	0	0	–	–
– Crew Cab - 60-inch CA (173.5-inch wheelbase)	L93	0	0	0	0
– Crew Cab - 84-inch CA (197.4-inch wheelbase)	L94	0	0	0	0
DRIVE SYSTEM – 4x2	DP 4/5	•	•	•	•
– 4x4	DP 9/0	0	0	0	0
MECHANICAL FEATURES					
ALTERNATORS – 180-amp	BAD	•	•	•	•
– 220-amp (included on 3500/4500/5500 models with Heavy-Duty Snow Plow Prep Group; included with Electrical Accessory and Ambulance Prep Groups)	BAJ	0/P	0/P	0/P	0/P
– 380-amp (dual 180-amp and 220-amp units; requires 6.4L HEMI V8)	XF5	0	0	0	0
– 440-amp (dual 220-amp units; requires 6.7L Cummins Turbo Diesel; included with Special Emissions AH6)	XF7	0/P	0/P	0/P	0/P
AXLES: 3500 – SINGLE REAR WHEEL GROUP (STANDARD ON 3L63, 8L63, 3L93 AND 8L93)	AR9	•	•	•	•
– DRW (standard on 3L64 and 8L64)	WLA	•	•	•	•
– DRW (optional on DD 3L63, 8L63, 3L93 and 8L93; optional package includes front, 205-mm (DRW axle), and rear, 11.5-inch (DRW axle))	WLA	0	0	0	0
– Front, 6,000-lb GAWR® (SRW axle), 3L63, 8L63, 3L93 and 8L93	DJN	•	•	•	•
– Rear, 11.5-inch (SRW axle), 3L63, 8L63, 3L93 and 8L93	DRQ	•	•	•	•
– Front, 205-mm (DRW axle; standard on 3L64 and 8L64; included with optional DRW on 3L63, 8L63, 3L93 and 8L93)	DJM	/0	/0	/0	/0
– Rear, 11.5-inch (DRW axle; standard on 3L64 and 8L64; included with optional DRW on 3L63, 8L63, 3L93 and 8L93)	DRX	/0	/0	/0	/0
– Rear, 12-inch (DRW axle; included with Max Tow Package on 3500)	DRC	P	P	P	P
AXLE RATIOS: 3500 – 3.73 ratio (included with diesel models only)	DME	P	P	P	P
– 4.10 ratio (standard with gas)	DMF	•	•	•	•
– Add 4.10 axle (included with Max Tow Package; optional with diesel)	DM8	P/0	P/0	P/0	P/0
– Front axle disconnect, electronic disconnect (4x4 only)	–	•	•	•	•
– Rear, antispin differential	DSA	•	•	•	•
AXLES: 4500 AND 5500 – DRW	WLA	•	•	•	•
– Front, 10.5-inch	DJK	•	•	•	•
– Front, 10.5-inch, 7,250-lb GAWR® (includes taller springs)	AZB	0	0	0	0
– Front axle disconnect, electronic disconnect (4x4 only)	–	•	•	•	•
– Rear, antispin differential	DSA	•	•	•	•
AXLE RATIOS: 4500 – Rear, 4.10 ratio (included with diesel)	DMF	•	•	•	•
– 4.44 ratio	DMK	•	•	•	•
– Add 4.44 axle ratio (included with Max Tow Package)	D44	P	P	P	P
– 4.89 ratio (optional with 6.4L HEMI V8)	DPL	0	0	0	0
– Rear (by American Axle: 12,000-lb GAWR®)	DR8	•	•	•	•
AXLE RATIOS: 5500 – 4.44 ratio	DMK	•	•	•	•
– 4.89 ratio (included with Max Tow Package or Payload Upgrade Package)	DPL	P	P	P	P

2020 RAM 3500/4500/5500 CHASSIS CAB

	SALES CODES	TRADESMAN® REQ/CREW	SLT REQ/CREW	LARAMIE® CREW	LIMITED CREW
CPOS PACKAGE		2TA	2TG	2TH	2TM
MECHANICAL FEATURES (continued)					
– Rear (by American Axle: 13,500-lb GAWR®)	DR8	•	•	•	•
BATTERY – 730-amp maintenance-free (gas engine)	BCN	•	•	•	•
– Dual 730-amp maintenance-free batteries (diesel engine)	BCC	•	•	•	•
BLOCK HEATER – Engine block heater available with gas (included with Cold Weather Group with diesel)	NHK	0/P	0/P	0/P	0/P
DIESEL ENGINE – Diesel exhaust brake "smart" (included with 6.7L Cummins Turbo Diesel)	NEN	P	P	P	P
– Manual DPF regeneration (optional with 6.7L Cummins; included with Special Emissions AH6)	XNR	0/P	0/P	0/P	0/P
– B20 biodiesel compatibility (included with all diesel engines; includes 12,000-mile oil change intervals)	XXJ	P	P	P	P
– Clean idle emission label (4500/5500 models only)	XXH	P	P	P	P
– Current generation engine controller	NZC	P	P	P	P
– Selective catalytic reduction (urea)	XAL	P	P	P	P
– Ram Active Air®	JFE	P	P	P	P
– Winter front grille cover (included with Cold Weather Group)	XD6	P	P	P	P
EMISSIONS – 50-state	NAS	•	•	•	•
ENGINE COOLING – Heavy-duty	NMC	•	•	•	•
ENGINE SPEED (maximum speed options) – 65-mph	JJ4	0	0	0	0
– 70-mph	JJ5	0	0	0	0
– 77-mph	JJ9	0	0	0	0
FUEL TANK – 52-gallon, rear	NFH	•	•	•	•
– 74-dual gallon: 52- and 22-gallon tanks (not available with gas on 63/93 models)	NLL	0	0	0	0
– 22-gallon mid-ship (optional 3500 DD and 4500/5500 DP; standard on 3500 DF)	NFA	0/+	0/+	0/+	0/+
POWER TAKE-OFF (PTO) – Stationary elevated engine idle-up (not available with LBN or LBV)	BNF	•	•	•	•
– Right-side PTO with AISIN 6-speed (requires vinyl flooring)	LBN	0	0	0	0
– Left-side PTO with AISIN 6-speed (not available with LBN)	LBV	0	0	0	0
– Split-shaft PTO (included with PTO if diesel)	LBX	P	P	P	P
– Hard-wired remote start/stop (included with PTO)	XBV	P	P	P	P
SHOCK ABSORBERS – Front, heavy-duty	SFB	•	•	•	•
– Rear, heavy-duty	SG8	•	•	•	•
SKID PLATE – Transfer case (included with Heavy-Duty Snow Plow Prep Group; 4x4 only)	XEF	0/P	0/P	0/P	0/P
STEERING – Power, recirculating ball	SBE	•	•	•	•
SUSPENSION – Front stabilizer bar	SHA	•	•	•	•
– Heavy-duty, front: 4500/5500 only; includes taller front springs, increases max gas front GAWR® to 7,000 lb and max diesel front GAWR® to 7,250 lb (stand-alone option and packaged in 4500/5500 Heavy-Duty Snow Plow Prep Group)	AZB	0/P	0/P	0/P	0/P
TOW HOOKS – Black	XEA	•	•	•	–
– Chrome	XHQ	–	–	0	•
TRAILER TOW – Seven wires (seven blunt-cut wires, shrink-wrapped and labeled)	XFK	•	•	•	•
– Trailer Brake Control (stand-alone option for 3500; included with Electrical Accessory or Safety Groups)	XHC	0/P	0/P	•	•
TRANSFER CASE – Manual shift, part-time, 4x4 only	DK1	•	•	–	–
– Electric shift, part-time, 4x4 only	DK3	0	0	•	•
TRANSMISSION – Electronic range select	DI44	•	•	•	•
VOLTAGE MONITORING – Auto idle-up (included with Electrical Accessory, Rollback Carrier and Ambulance Prep Groups)	XF6	0/P	0/P	0/P	0/P
EXTERIOR FEATURES					
ANTENNA – Shark-fin (passenger side of roof; for AM/FM reception)	RD3	•	•	•	•
– Puck (driver side of roof; for satellite radio reception)	RD3	P	•	•	•
BUMPERS – Bumper Module II	X75	•	•	•	•
– Front, Black	MB1	•	–	–	–
– Front, Chrome (included with Chrome Appearance Group)	MCT	P	•	•	•
– Front, painted	MBA	–	–	–	0

• = Standard. 0 = Optional. P = Part of Package. – = Not Available.

6	CHASSIS CAB	2500/3500	1500	1500 CLASSIC	PROMASTER	PROMASTER CITY	CONFIGURATIONS	PAINT	FABRICS	RESOURCES
2020 RAM 3500/4500/5500 CHASSIS CAB					SALES CODES	TRADESMAN® REG/CREW	SLT REG/CREW	LARAMIE® CREW	LIMITED CREW	
CPQS PACKAGE						2TA	2TG	2TH	2TM	
EXTERIOR FEATURES (continued)										
CAB STEPS – Tubular side steps in Chrome (Regular Cab and Crew Cab)					MRT	0	0	0	0	
– Tubular side steps in Black (Regular Cab and Crew Cab)					MRU	0	0	0	0	
DOOR HANDLES – Black (included with low-volume paints)					MNA	•	–	–	–	
– Chrome					MNE	–	•	•	•	
ENGINE SHUT-OFF TIMER – 6.4L gas and 6.7L diesel; 5 minutes (dealer programmable from 1 – 60 minutes)					XCL	0	0	0	0	
FOG LAMPS – Incandescent					LNJ	0	0	–	–	
– LED (included with Premium Lighting Group)					LNV	–	P	•	•	
GRILLE – Upper header/lower appliqué - Painted Matte Black					MM5	•	–	–	–	
– Upper header/lower appliqué - Chrome (included with Chrome Appearance Group)					MNQ	P	•	•	•	
– Tradesman - Painted Matte Black nostrils					MFF	•	–	–	–	
– Tradesman - Chrome nostrils (included with Chrome Appearance Group)					MAF	P	–	–	–	
– SLT - Chrome nostrils/Gloss Black billets					MFH	–	•	–	–	
– Laramie - Chrome nostrils/Chrome billets					MF1	–	–	•	–	
– Limited					MFJ	–	–	–	•	
– Active grille shutters					MDX	•	•	•	•	
– Grille module					X79	•	•	•	•	
HEADLAMPS – Auto-on					LM6	•	•	•	•	
– Headlamp off with time delay					LHD	•	•	•	•	
– Quad-halogen					LME	•	•	–	–	
– LED reflector (included with Premium Lighting Group)					LPX	–	P	•	–	
– Hi-level signature LED projector					LM6	–	–	–	•	
– Chrome headlamp bezels					MFP	•	•	•	•	
– Daytime running lamps (customer on/off programmability availability in radios)					LM1	•	•	•	•	
LIGHTING – Cab, roof-mounted LED clearance lamps					LNC	•	•	•	•	
LIGHTING, CHMSL – Delete CHMSL/cargo lamp plate (DD/DP only)					LP8	•	•	•	•	
– CHMSL (incandescent) and cargo lamps (standard on 3500 DF; not available with 3500 DD or 4500/5500 with CHMSL Camera or Surround-View Camera System <sup>2)</sup> )					LPE	0/-	0/-	0/-	0/-	
MIRRORS (EXTERIOR) – Black/manual (Regular Cab only)					GPD	•	–	–	–	
– Black/power/heated/signal/puddle/running lights (included with L1 Group on Regular Cab Tradesman; standard on Crew Cab Tradesman)					GPG	P/-	•	–	–	
– Black/power/heated/signal/puddle/running lights/trailer spotter (packaged on Tradesman and SLT with auxiliary reverse lamps)					GU3	P	P	–	–	
– Chrome/power/heated/signal/puddle/running light/power convex/trailer spotter					GYF	–	–	•	•	
MOLDINGS – Limited, Chrome bodyside					MHE	–	–	–	•	
– Chrome belt					MME	–	–	–	•	
START ENGINE FEATURES – Tip Start					XBN	•	•	•	•	
– Remote Start System <sup>2)</sup>					XBM	–	0	•	•	
TIRES, 3500 – LT275/70R18E BSW All-Season (standard with SRW)					TCM	•	•	•	•	
– LT235/80R17E BSW All-Season (standard on 3L64 and 8L64; optional on 3L63, 8L63, 3L93 and 8L93)					TV2	•	•	•	•	
– LT235/80R17E OWL On-/Off-Road (optional on 8L63, 8L64 and 8L93 with DRW)					TV3	0	0	0	0	
TIRES, 4500/5500 – 225/70R19.5G BSW All-Position (4x2 models only)					TUV	•	•	•	•	
– 225/70R19.5G BSW All-Position front, rear traction (standard on 4x4; available for 4x2 models)					TUY	-/0	-/0	+/0	+/0	
– 225/70R19.5G BSW All-Traction (4x4 models only)					TUZ	0	0	0	0	
TAILLAMPS – LED (not available with 3500 SRW)					LAY	0	0	0	0	
WHEEL FLARES – Black (4500/5500 only)					MMZ	•	•	–	–	
– Body-color (3500: optional on Tradesman and SLT; 4500/5500: optional on SLT)					MML	0	0	•	•	
WIPERS – Windshield, variable/intermittent					JHA	•	•	•	•	
WHEEL WELL LINERS – Front					MHR	•	•	•	•	

2020 RAM 3500/4500/5500 CHASSIS CAB					SALES CODES	TRADESMAN® REG/CREW	SLT REG/CREW	LARAMIE® CREW	LIMITED CREW	
CPQS PACKAGE						2TA	2TG	2TH	2TM	
EXTERIOR FEATURES (continued)										
WHEELS, 3500 SRW – 18 x 8-inch styled steel, painted Argent					WBN	•	–	–	–	
– 18 x 8-inch chrome-clad steel (included with Chrome Appearance Group)					WBH	P	•	–	–	
– 18 x 8-inch polished aluminum					WBL	0	0	•	•	
WHEELS, 3500 DRW – 17 x 6-inch Argent-painted steel					WFU	•	–	–	–	
– 17 x 6-inch chrome-clad (included with Chrome Appearance Group)					WD4	P	•	–	–	
– 17 x 6-inch aluminum					WF7	–	0	•	•	
WHEELS, 4500/5500 DRW – 19.5 x 6-inch steel					WP3	•	•	–	–	
– 19.5 x 6-inch polished aluminum					WP4	0	0	•	•	
SPARE – Full-size					TBB	0	0	0	0	
INTERIOR FEATURES										
AIR CONDITIONING – Single-zone manual temperature control					HAA	•	•	–	–	
– Dual-Zone Automatic Temperature Control (Crew Cab only; included with 8.4-inch radios)					HAF	–	P	•	•	
AUXILIARY SWITCHES – Six push-button switches (sixth switch becomes a Power Take-Off on/off switch when PTO is ordered)					LHL	•	•	•	•	
CONSOLES – FLOOR - With storage tray; included with bench seats *TX, *V9, *M9 and *VL; Crew Cab models require manual transfer case and carpet					CUY	P	P	P	–	
– Lower center instrument-panel bin storage (replaces the instrument panel storage drawer on SLT models with the manual-shift transfer case)					–	•	P	–	–	
– Center stack storage drawer (included with 40/20/40 seats *TX, *V9, *M9, *VL and *AP; requires electronic shift transfer case for 4x4 models)					CW8	–	P	P	–	
– Full-length, upgraded floor console (included with bucket seats *MJ and *GJ)					CUP	–	P	P	–	
– Full-length - Premium console					CVT	–	–	–	•	
CONSOLE – OVERHEAD - Incandescent lighting (included with L1 Group; standard on Crew Cab Tradesman)					CUN	P/-	•	–	–	
– Premium, includes LED overhead lamps					CUS	–	–	•	•	
DOOR LOCKS – Manual (Regular Cab only)					JEB	•	–	–	–	
– Speed-sensitive (included with L1 Group; standard on Crew Cab Tradesman)					JPH	P/-	•	•	–	
– Remote keyless entry (included with L1 Group)					GXM	P	•	•	–	
– Remote proximity, passive keyless entry					GXD	–	–	•	•	
FLOOR COVERING – Heavy-duty vinyl					CKJ	•	–	–	–	
– Heavy-duty vinyl option					CKW	–	0	0	0	
– Carpet					CKE	0	•	•	•	
FLOOR MATS – Front, carpeted (Regular Cab; included with carpet)					CLA	P	•	–	–	
– Front and rear, carpeted (Crew Cab; included with carpet)					CLE	P	•	•	–	
– Front and rear, carpeted with Limited badging					CLL	–	–	–	•	
– Front, rubber (Regular Cab; optional with carpet and vinyl)					CLY	0	0	–	–	
– Front and rear, rubber (Crew Cab; optional with carpet and vinyl)					CLF	0	0	0	0	
HEAT (SUPPLEMENTAL) – Rapid cabin supplemental heater (included with diesel)					HDB	P	P	P	P	
INSTRUMENT CLUSTER DISPLAYS – Cluster 3.5-inch Driver Information Display					JAE	•	•	–	–	
– Cluster 3.5-inch Color Driver Information Display (included with Heated Seats and Wheel or Premium Lighting Groups)					JAK	–	P	–	–	
– Cluster 7-inch Color Driver Information Display (included with Safety or Luxury Groups)					JAL	P	P	•	•	
KEY – Extra base metal key option (Regular Cab only; adds two keys for a total of four; each key includes a fob; not available with L1, GXM or JPH)					GXJ	0	–	–	–	
HEAT (SUPPLEMENTAL) – Rapid cabin supplemental heater (included with diesel)					HDB	P	P	P	P	
INSTRUMENT CLUSTER DISPLAYS – Cluster 3.5-inch Driver Information Display					JAE	•	•	–	–	
– Cluster 3.5-inch Color Driver Information Display (included with Heated Seats and Wheel or Premium Lighting Groups)					JAK	–	P	–	–	
– Cluster 7-inch Color Driver Information Display (included with Safety or Luxury Groups)					JAL	P	P	•	•	
KEY – Extra base metal key option (Regular Cab only; adds two keys for a total of four; each key includes a fob; not available with L1, GXM or JPH)					GXJ	0	–	–	–	
– Remote keyless entry (included with L1 Group)					GXM	P	•	•	•	

• = Standard. 0 = Optional. P = Part of Package. – = Not Available.



2020 RAM 3500/4500/5500 CHASSIS CAB

	SALES CODES	TRADESMAN® REG/CREW	SLT REG/CREW	LARAMIE® CREW	LIMITED CREW
CPOS PACKAGE		2TA	2TG	2TH	2TM
INTERIOR FEATURES (continued)					
– Keyless Push-Button Start	GX4	•	•	•	•
– Sentry Key® Theft Deterrent System	GXX	•	•	•	•
MEMORY – Driver-seat only, exterior mirrors, power-adjustable pedals, radio presets (included with P1 Group)	LEV	–	–	P	•
MIRRORS (inside; DD and DP only) – Day/night manual	GNA	•	•	–	–
– Auto-dimming rearview with camera display (included with ParkView® Rear Back-Up Camera <sup>16</sup> if equipped with 3.0 radio; Safety Group on Tradesman model requires either GN4 or GNK)	GN4	P	–	–	–
– Auto-dimming (included on Tradesman with Safety Group; Safety Group on Tradesman requires either GN4 or GNK; included on SLT model with Dual-Zone Automatic Temperature Control)	GNK	P	P	•	•
MIRRORS (inside; DF only) – Day/night manual (included with 5-inch touchscreen radio on Tradesman)	GNA	P	•	–	–
– Auto-dimming with camera display (Safety Group on Tradesman requires either GN4 or GNK)	GN4	•	–	–	–
– Auto-dimming (included with Dual-Zone Automatic Temperature Control on SLT; Safety Group on Tradesman requires either GN4 or GNK)	GNK	P	P	•	•
PEDALS – Power-adjustable (3500/4500/5500; included with ADA with SLT)	XAP	–	P	•	–
– Power-adjustable with memory (3500/4500/5500; included with P1 Group on Laramie)	XAM	–	–	P	•
SEATS – Heavy-duty vinyl 40/20/40-split bench front with manual adjust, rear full-length fold-up bench (Crew Cab only)	*TX	•	0	–	–
– Cloth 40/20/40-split bench front with manual adjust, rear full-length fold-up bench (Crew Cab only)	*V9	0	•	–	–
– Premium cloth 40/20/40-split bench front with power adjust for driver, rear 60/40 split-folding bench with center fold-down armrest and fold-flat load floor (Crew Cab only)	*M9	–	0	–	–
– Premium cloth bucket seats with power adjust for driver and full-length center console, rear 60/40 split-folding bench with center fold-down armrest and fold-flat load floor (Crew Cab only)	*MJ	–	0	–	–
– Leather-trimmed, heated 40/20/40-split bench with power adjust for driver and passenger (Regular Cab only)	*AP	–	0	–	–
– Leather-trimmed, heated 40/20/40-split bench front with power adjust for driver and passenger, rear 60/40 split-folding bench with center fold-down armrest and fold-flat load floor	*VL	–	–	•	–
– Leather-trimmed, heated front bucket with full-length center console, power adjust for driver and passenger, 60/40 split-folding rear bench with center fold-down armrest and fold-flat load floor	*GJ	–	–	0	–
– Premium leather, heated and ventilated front buckets with full-length premium center console, power adjust for driver and passenger, 60/40 split-folding heated rear bench with center fold-down armrest and fold-flat load floor	*UL	–	–	–	•
SEAT DELETE OPTIONS – Delete front center seat (available with *TX, *V9 and *M9)	CJT	0	0	–	–
– Delete rear seat (Crew Cab; available with *TX, *V9, *M9 and *MJ)	CF8	0	0	–	–
SEAT BELTS – Front shoulder height-adjustable	CGD	•	•	•	•
– Red (Regular Cab and Crew Cab)	CGQ	0	0	0	–
STEERING – Cruise control	NHM	•	•	•	•
– Tilt column	SUA	•	•	•	•
– Four-spoke, urethane	SCF	•	•	–	–
– Leather-wrapped with remote audio control buttons (included with Safety Group; included with Luxury or Heated Seats and Wheel Groups on SLT; included with *AP)	SCV	P	P	•	–
– Leather-wrapped and heated steering wheel with real wood and audio controls	SCW	–	–	–	•
– Audio controls (included with leather-wrapped steering wheel)	ROZ	P	P	P	P
– Heated steering wheel (included with Heated Seats and Wheel Group or leather seating)	NHS	–	P	•	•
STORAGE – Front, behind-seat (Regular Cab only)	CU3	•	•	–	–
– Front, center-seat cushion (included with *VL, *M9 and *AP)	CVH	P	P	P	–
– Rear underseat storage (standard with Crew Cab only)	CUE	•	•	•	•
– Fold-flat load floor (included with *M9 and *MJ with Crew Cab)	CVN	–	P	•	•
TURN SIGNALS – One-touch/three-blink lane-change feature	–	•	•	•	•
TELEMATICS – Ram Telematics <sup>TM</sup> System by Telogis	RFQ	0	0	0	0
UPFITTER INTERFACE – Vehicle System Interface Module (VSIM)	XXS	•	•	•	•
UNIVERSAL GARAGE DOOR OPENER (UGDO) (included with Luxury Group)	XGD	–	P	•	•

2020 RAM 3500/4500/5500 CHASSIS CAB

	SALES CODES	TRADESMAN® REG/CREW	SLT REG/CREW	LARAMIE® CREW	LIMITED CREW
CPOS PACKAGE		2TA	2TG	2TH	2TM
INTERIOR FEATURES (continued)					
VISORS – Passenger-side vinyl with mirror	GNM	•	–	–	–
– Passenger-side cloth with lighted mirror	GN6	–	•	–	–
– Passenger/driver cloth incandescent illuminated mirrors, UGDO (included with Luxury Group)	GNC	–	P	•	•
WINDOWS – Manual (Regular Cab only)	JF8	•	–	–	–
– Power, front with driver one-touch down (Regular Cab only; included with L1 Group)	JPY	P	•	–	–
– Power, front and rear with driver one-touch down and up (Crew Cab models only)	JP3	•	•	•	•
– Rear backlight, fixed	GJO	•	•	–	–
– Rear backlight, sliding	GFD	0	0	–	–
– Rear backlight, power-sliding (Crew Cab models only; included with Luxury Group; requires L1 Group for Tradesman)	GFE	0	P	•	•
– Rear defrost (not available with manual-sliding window GFD)	GFA	0	0	•	•
UCONNECT® MULTIMEDIA					
UCONNECT VOICE COMMAND – With Bluetooth®	XRB	•	•	•	•
COMPASS – Compass display in the radio (Tradesman availability only with optional 5-inch radio)	JFJ	P	•	•	•
– GPS antenna input on radio (included with 5-inch, 8.4-inch and 12-inch radios)	JLP	P	P	P	P
CONNECTIVITY – Front: Media Hub - Includes two fully functional Type-A/C USB port pairs and one auxiliary jack (four USB connection points)	RSF	•	•	•	•
– Middle: 2.5-amp charge-only single USB port (located in center console or armrest)	RS3	•	•	•	•
– Rear: dual remote USB port with two Type-A/C pairs; one pair is fully functional, one pair is charging-only (included with Luxury Group)	RS4	–	P	•	•
– Auxiliary headphone jack for mobile devices	RSU	•	•	•	•
– Wireless charging pad (includes CD player; included with P2 Group)	RFX	–	–	P	•
CD PLAYER – Single-disc remote (included with P1 Group or wireless charging pad)	RHL	0	0	0/P	•
POWER – Accessory delay	JKY	•	•	•	•
– Auxiliary outlets (one battery and one ignition-fed)	JJJ	•	•	•	•
– 115-volt auxiliary power outlet, instrument panel-mounted (requires L1 Group; included with Luxury Group)	JKV	0	P	•	•
– 115-volt auxiliary power outlet, rear-facing (located on rear center seat cushion; Crew Cab only; included with Luxury Group)	JJN	–	P	•	•
– 400-watt inverter (included with JKV and JJN)	XHR	P	P	P	P
SYSTEMS – Uconnect 3.0 with Bluetooth	UAI	•	–	–	–
– Uconnect 3 with 5-inch touchscreen display, Bluetooth and SiriusXM® Radio <sup>20</sup>	UAA	0	•	–	–
– Uconnect 4 with 8.4-inch touchscreen display, Bluetooth and SiriusXM Radio <sup>20</sup>	UAM	–	0	•	–
– Uconnect 4C NAV with 8.4-inch touchscreen display, navigation, Bluetooth, SiriusXM Radio <sup>20</sup> and HD radio (included with P2 Group; SLT option is Crew Cab only)	UAV	–	0	0/P	–
– Uconnect 4C NAV with 12-inch touchscreen display, navigation, Bluetooth, SiriusXM Radio <sup>20</sup> and HD radio (optional with Luxury Group on SLT; requires P1 Group on Laramie)	UAX	–	0	0	•
AUDIO CONTROLS – Steering wheel-mounted (included with leather-wrapped steering wheel; included with Safety Group with Tradesman and Luxury Group with SLT)	ROZ	P	P	•	•
SIRIUSXM – SiriusXM Radio <sup>20</sup>	RSD	0	•	•	•
– SiriusXM Travel Link <sup>20,22</sup> (included with 8.4-inch or 12-inch NAV radios)	RSM	–	P	P	•
– SiriusXM Traffic Plus <sup>20</sup> (included with 8.4-inch or 12-inch NAV radios)	RTB	–	P	P	•
– SiriusXM Guardian <sup>20,23</sup> (Assist and SOS Calls; included with 8.4-inch or 12-inch NAV radios)	RSK	–	P	P	•
– SiriusXM 360L <sup>20</sup> (included with 12-inch NAV radio)	RTU	–	P	P	P
SPEAKERS – Four, standard (Regular Cab only)	RCD	•	–	–	–
– Six (standard on Crew Cab Tradesman)	RCG	•	•	–	–
– Premium (seven speakers and amplifier; Regular Cab only)	RCK	–	0	–	–
– Nine Alpine® with subwoofer (Crew Cab only)	RC3	–	0	•	•
– Ultra premium - 17 amplified speakers (Surround Sound; included with P2 and M1 Groups)	RCA	–	–	P	P

• = Standard. 0 = Optional. P = Part of Package. – = Not Available.

2020 RAM 3500/4500/5500 CHASSIS CAB

	SALES CODES	TRADESMAN® REG/CREW	SLT REG/CREW	LARAMIE® CREW	LIMITED CREW
CPOS PACKAGE		2TA	2TG	2TH	2TM
SAFETY & SECURITY					
AIR BAGS <sup>38</sup> – Multistage front (3500/4500/5500)	CG3	•	•	•	•
– Driver-side-only (deletes the passenger-side air bag <sup>38</sup> ; not available with DF)	CGT	0	0	–	–
– Supplemental front-seat side (DF 3500 only)	CJ1	•	•	•	•
– Supplemental side (DF 3500 model only)	CGS	•	•	•	•
BELT ALERT – Driver	–	•	•	•	•
– Passenger (DF only)	LAX	•	•	•	•
BRAKES – Power-assisted 4-wheel antilock disc	BRT	•	•	•	•
– Electronic Stability Control (ESC) <sup>35</sup> with 4-channel Antilock Brake System (ABS), Electronic Brake-Force Distribution, Traction Control, Ready Alert Braking, Brake Assist, Hydraulic Boost Compensation, Rain Brake Support, Engine Drag Control, Trailer Sway Damping <sup>39</sup> Electronic Roll Mitigation and Hill Start Assist	BNB	•	•	•	•
CAMERAS – ParkView® Rear Back-Up Camera <sup>34</sup> (display in rearview mirror with Uconnect 3.0)	XAC	0 (- DF)	0 (- DF)	0 (- DF)	•
– Cargo Camera <sup>34</sup> requires 8.4-inch or 12-inch radio (includes LED CHMSL and cargo lamps)	LPD	–	0	0	0
– Auxiliary Wired Camera <sup>34</sup> (not available with LPD; requires 8.4-inch or 12-inch radio; late availability)	XPN	–	0	0	0
– Auxiliary Camera Prep (included with XPN; includes vehicle trailer wiring; camera HDMI in radio; 12-pin connector at rear frame rail; late availability)	XFQ	–	0/P	0/P	0/P
– Surround-View Camera System <sup>34</sup> (five digital cameras; includes ParkSense® Front and Rear Park Assist <sup>38</sup> and CHMSL Camera <sup>34</sup> ; included with Towing Technology and M1 Groups)	XAK	–	0/P	0/P	0/P
PARKSENSE REAR PARK ASSIST <sup>31</sup>	XAA	0	0	0	–
– Front/rear park assist <sup>31</sup> (requires fog lamps for Tradesman and SLT)	XAG	0	0	0	•
SAFETY FEATURES – Security alarm <sup>38</sup>	LXA	–	0	•	•
– Back-Up Alarm <sup>31</sup> (audible alarm when vehicle is in Reverse)	XAW	0	0	0	0
– Adaptive Cruise Control with Stop <sup>35</sup> (included with Safety and M1 Groups)	NH3	P	P	P	P
– Ready Alert Braking	BHD	•	•	•	•
– Full-Speed Forward Collision Warning Plus <sup>35</sup> (included with Safety and M1 Groups)	LSU	P	P	P	P
– Lane Keep Assist <sup>37</sup> (included with Safety Group and M1 Equipment Group); late availability on 4500/5500	LAS	P	P	P	P
– Tire-fill alert (requires 5-inch radio and XBT when Tradesman DD/DP; requires 5-inch radio with DF Tradesman)	LAW	0	0	•	•
– Selectable tire-fill alert (included with 8.4-inch and 12-inch radios with SLT)	LA5	–	P	•	•
– Tire pressure information system (DD/DP only)	XBT	0	•	•	•
– Tire Pressure Monitoring Display (DF only)	XGM	•	•	•	•
– Trailer Reverse Guidance <sup>34</sup> (included with Towing Technology Group)	XPU	P	P	P	P
– DOT-Certified Roadside Safety Kit (DOT fire extinguisher, three reflecting triangles, spare fuses and two Red vinyl flags)	ACL	0	0	0	0
– Auto High-Beam Headlamp Control (included with Safety Group)	LMS	P	P	P	•
– Rain-sensing wipers (included with Safety Group)	JHC	P	P	P	•
– Auxiliary reverse lamps (requires L1 on Tradesman; included with Towing Technology Group )	LPF	0	0/P	•	•
PACKAGES / EQUIPMENT GROUPS					
ELECTRICAL ACCESSORY GROUP – Includes 220-amp alternator, voltage monitoring auto idle-up and Trailer Brake Controller	ADH	0	0	0	0
AMBULANCE PREP GROUP – Includes 220-amp alternator, voltage monitoring auto idle up, remote rear heat/AC (provides ability to run auxiliary mounted heater and A/C independently of instrument panel controls) and A/C line tap and engine coolant access for upfitter	AH2	0	0	0	0
CHROME APPEARANCE GROUP – Includes chrome front bumper, chrome grille and chrome-clad steel wheel on 3500 models	AMP	0	–	–	–
COLD WEATHER GROUP – Includes engine block heater cord and winter front grille cover (diesel only)	ADE	0	0	0	0
HEATED SEATS AND WHEEL GROUP (COMFORT GROUP) – Includes heated cloth front seats, heated leather-wrapped steering wheel with audio controls and 3.5-inch color Driver Information Display cluster (optional with *M9 and *MJ)	AGF	–	0	–	–
TRADESMAN LEVEL 1 EQUIPMENT GROUP (L1) – Includes overhead console (Regular Cab), power windows (Regular Cab), power door locks (Regular Cab), power Black trailer-tow mirrors (Regular Cab), upgraded door trim panels (Regular Cab), remote keyless entry and Satin Chrome interior door handles	A61	0	–	–	–

2020 RAM 3500/4500/5500 CHASSIS CAB

	SALES CODES	TRADESMAN® REG/CREW	SLT REG/CREW	LARAMIE® CREW	LIMITED CREW
CPOS PACKAGE		2TA	2TG	2TH	2TM
PACKAGES / EQUIPMENT GROUPS (continued)					
LARAMIE LEVEL 1 EQUIPMENT GROUP (P1) – Includes Auto High-Beam Headlamp Control, rain-sensing wipers, foam bottle door inserts, ventilated 3-level front driver/passenger seats, power-adjustable pedals, memory for radio, driver's seat, mirror, pedals and CD player	A66	–	–	0	–
LARAMIE LEVEL 2 EQUIPMENT GROUP (P2) – Includes P1 Equipment Group, Uconnect 4C NAV with 8.4-inch touchscreen display, ultra-premium 17 amplified speaker system, wireless charging pad (requires bucket seats) and (3-level) rear-seat heat	A67	–	–	0	–
LIMITED LEVEL 1 EQUIPMENT GROUP (M1) – Includes ultra-premium 17 amplified speaker system, Full-Speed Forward Collision Warning Plus with auto emergency braking <sup>35</sup> Adaptive Cruise Control with Stop <sup>35</sup> and Surround-View Camera System <sup>34</sup>	A69	–	–	–	0
PREMIUM LIGHTING GROUP – Includes LED headlamps, LED fog lamps and 3.5-inch Driver Information Display Cluster with color display	AD6	–	0	–	–
SAFETY GROUP – Includes rearview auto-dimming mirror, Lane Keep Assist <sup>37</sup> (late availability on 4500/5500), Full-Speed Forward Collision Warning Plus with auto emergency braking <sup>35</sup> Adaptive Cruise Control with Stop <sup>35</sup> rain-sensing wipers, Auto High-Beam Headlamp Control, leather-wrapped steering wheel, Trailer Brake Controller, and 7-inch Driver Information Display Cluster for Tradesman and SLT (requires L1 Group and 5-inch touchscreen radio for Regular Cab Tradesman)	AAU	0	0	0	0
TOWING TECHNOLOGY GROUP – Includes Surround-View Camera System <sup>34</sup> Trailer Reverse Guidance <sup>34</sup> auxiliary Reverse lamps and mirror-mounted and power convex mirrors (requires 8.4-inch or 12-inch radio)	AAN	–	0	0	0
HEAVY-DUTY SNOW PLOW PREP GROUP – Includes 220-amp alternator, transfer case skid plate and Heavy-Duty Front Suspension Group (4500 and 5500; optional on 3500 4x4 and 4500/5500 4x2/4x4)	AHD	0	0	0	0
LUXURY GROUP – Includes 7-inch Driver Information Display Cluster with color display, leather-wrapped steering wheel with remote audio control buttons, passenger/driver cloth visors with incandescent illuminated mirrors, power-adjustable pedals, Universal Garage Door Opener, rear dome lamp with on/off switch, rear backlight, power-sliding (Crew Cab only), foam bottle door insert, 115-volt outlet (front), 115-volt outlet (rear on Crew Cab models only), upper and lower glove box lighting, rear dual remote USB ports (charging only), overhead console and upper glove box door with SLT badge	ADA	–	0	–	–
MAX TOW PACKAGE – Includes 12-inch rear axle with 4.10 axle ratio (3500), 4.44 axle ratio (4500) and 4.89 axle ratio (5500) (requires 6.7L diesel with AISIN® Heavy-Duty 8-speed and Trailer Brake Controller)	AHQ	0	0	0	0
PAYLOAD UPGRADE PACKAGE – Includes 19,000 GVWR <sup>6</sup> on 63 and 93 models, 19,500 GVWR <sup>6</sup> on 64, 65, 66 and 94 models and 4.89 axle ratio (5500 gas only)	AH5	0	0	0	0
ROLLBACK CARRIER GROUP – Includes voltage monitoring auto idle-up system, rollback carrier adaptation brackets, 220-amp alternator, left- or right-side Power Take-Off and 22-gallon mid-ship gas tank (5500 only)	AH1	0	0	–	–
REAR INTERIOR TRIM DELETE GROUP – Includes delete front center seat, delete rear floor storage tray and delete cab back trim panel (Regular Cab only)	AS8	0	0	–	–
15K GVWR PACKAGE – Includes 15,000-lb Gross Vehicle Weight Rating <sup>6</sup> (4500); 4x2 (Z4B), 4x4 (Z9B)	Z4B, Z9B	0	0	0	0
16K GVWR PACKAGE – Includes 16,000-lb Gross Vehicle Weight Rating <sup>6</sup> (4500); 4x2 (Z4C), 4x4 (Z9C)	Z4C, Z9C	0	0	0	0

• = Standard. 0 = Optional. P = Part of Package. – = Not Available.

RAM 3500 CHASSIS CAB MAX JOB RATING INFORMATION

3500 DF 10K GVWR SRW	POWERTRAIN			Crew Cab 60" CA [4x2 / 4x4] SRW	Regular Cab 60" CA [4x2 / 4x4] SRW
	6.4L HEMI® V8	8HP75 8-SPEED AUTOMATIC TRANSMISSION	MAX GVWR <sup>6</sup>	10,000	10,000
			MAX PAYLOAD <sup>27</sup>	4,230 / 3,990	3,790 / 3,470
			MAX GAWR, FRONT <sup>6</sup>	5,500	5,500
			MAX GAWR, REAR <sup>6</sup>	6,800	6,800
			MAX TOWING <sup>27</sup>	18,080 / 17,840	17,640 / 17,320
			MAX GCWR <sup>6</sup>	24,000	24,000

Notes regarding the chart above: Payload and Max Trailer Weights are ESTIMATED values. All values are shown in pounds unless otherwise stated. Payload and Max Trailer Weight values are rounded to the nearest 10 lb. Payload = GVWR - Base Weight. GAWRs, GVWRs and GCWRs should never be exceeded. Recommended tongue weight determined by class of hitch receiver and hardware limits of upfit. Upfit or aftermarket equipment weight not included with Base Weight. Frontal Area: Maximum allowable Frontal Area, in ft.<sup>2</sup> that the vehicle can project. For details on calculations, please refer to Ram Body Builders Guide. If VECI Label and Max Upfit Weight not available, Vehicle is not restricted to MCWV, Frontal Area or Maximum Upfit Weight limits; however, GVWR/GAWR/GCWR cannot be exceeded.



RAM 3500/4500/5500 CHASSIS CAB  
JOB RATING INFORMATION

RAM 3500 CHASSIS CAB MAX JOB RATING INFORMATION (3500 DD)

POWERTRAIN			Regular Cab 60" CA (4x2 / 4x4) SRW	Regular Cab 60" CA (4x2 / 4x4) DRW	Regular Cab 84" CA (4x2 / 4x4) DRW	Crew Cab 60" CA (4x2 / 4x4) SRW	Crew Cab 60" CA (4x2 / 4x4) DRW
6.4L HEMI® V8	8HP75 8-SPEED AUTOMATIC TRANSMISSION	MAX GVWR <sup>6</sup>	10,700 / 11,000	13,500	13,500	10,700 / 11,000	13,500
		MAX PAYLOAD <sup>27</sup>	4,930 / 4,990	7,380 / 7,150	7,900 / 7,020	4,490 / 4,470	6,910 / 6,630
		MAX GAWR, FRONT <sup>6</sup>	5,500	5,500	5,500	5,500	5,500
		MAX GAWR, REAR <sup>6</sup>	6,800	9,850	9,850	6,800	9,850
		MAX TOWING <sup>27</sup>	16,080 / 15,840	15,730 / 15,500	15,650 / 15,370	15,640 / 15,320	15,260 / 14,980
		MAX GCWR <sup>6</sup>	22,000	22,000	22,000	22,000	22,000
6.4L HEMI V8	AISIN® HEAVY-DUTY 6-SPEED AUTOMATIC TRANSMISSION AS66RC	MAX GVWR <sup>6</sup>	10,700 / 11,000	14,000	14,000	10,700 / 11,000	14,000
		MAX PAYLOAD <sup>27</sup>	4,800 / 4,860	7,750 / 7,520	7,670 / 7,390	4,360 / 4,340	7,270 / 7,000
		MAX GAWR, FRONT <sup>6</sup>	5,500	5,500	5,500	5,500	5,500
		MAX GAWR, REAR <sup>6</sup>	6,800	9,850	9,850	6,800	9,850
		MAX TOWING <sup>27</sup>	18,950 / 18,710	18,600 / 18,370	18,520 / 18,240	18,510 / 18,190	18,120 / 17,850
		MAX GCWR <sup>6</sup>	25,000	25,000	25,000	25,000	25,000
6.7L CUMMINS® TURBO DIESEL	AISIN HEAVY-DUTY 6-SPEED AUTOMATIC TRANSMISSION AS69RC	MAX GVWR <sup>6</sup>	11,600 / 12,000	14,000	14,000	11,600 / 12,000	14,000
		MAX PAYLOAD <sup>27</sup>	4,990 / 5,140	7,040 / 6,800	6,950 / 6,670	4,550 / 4,630	6,560 / 6,280
		MAX GAWR, FRONT <sup>6</sup>	6,000	6,000	6,000	6,000	6,000
		MAX GAWR, REAR <sup>6</sup>	6,800	9,850	9,850	6,800	9,850
		MAX TOWING <sup>27</sup>	20,740 / 20,490	25,890 / 25,650	25,800 / 25,520	20,300 / 19,980	25,410 / 25,130
		MAX GCWR <sup>6</sup>	27,500	33,000	33,000	27,500	33,000

RAM 4500 CHASSIS CAB MAX JOB RATING INFORMATION

POWERTRAIN		Regular Cab 60" CA (4x2 / 4x4)	Regular Cab 84" CA (4x2 / 4x4)	Regular Cab 108" CA (4x2 / 4x4)	Regular Cab 120" CA (4x2 / 4x4)	Crew Cab 60" CA (4x2 / 4x4)	Crew Cab 84" CA (4x2 / 4x4)
6.4L HEMI V8 WITH AISIN HEAVY-DUTY 6-SPEED AUTOMATIC TRANSMISSION AS66RC	MAX GVWR <sup>6</sup>	16,500	16,500	16,500	16,500	16,500	16,500
	MAX PAYLOAD <sup>27</sup>	9,690 / 9,300	9,530 / 9,150	9,380 / 9,030	9,240 / 8,970	9,110 / 8,760	8,970 / 8,670
	MAX GAWR, FRONT <sup>6</sup>	6,000	6,000	6,500	6,500	6,000	6,000
	MAX GAWR, REAR <sup>6</sup>	12,000	12,000	12,000	12,000	12,000	12,000
	MAX TOWING <sup>27</sup>	21,540 / 21,150	21,380 / 21,000	21,230 / 20,880	21,090 / 20,820	20,960 / 20,610	20,820 / 20,520
	MAX GCWR <sup>6</sup>	28,500	28,500	28,500	28,500	28,500	28,500
6.7L CUMMINS TURBO DIESEL WITH AISIN HEAVY-DUTY 6-SPEED AUTOMATIC TRANSMISSION AS69RC	MAX GVWR <sup>6</sup>	16,500	16,500	16,500	16,500	16,500	16,500
	MAX PAYLOAD <sup>27</sup>	8,920 / 8,520	8,690 / 8,310	8,600 / 8,190	8,520 / 8,130	8,270 / 7,920	8,130 / 7,830
	MAX GAWR, FRONT <sup>6</sup>	7,250	7,250	7,250	7,250	7,250	7,250
	MAX GAWR, REAR <sup>6</sup>	12,000	12,000	12,000	12,000	12,000	12,000
	MAX TOWING <sup>27</sup>	29,770 / 29,370	29,540 / 29,160	29,450 / 29,040	29,370 / 28,980	29,120 / 28,770	28,980 / 28,680
	MAX GCWR <sup>6</sup>	37,500	37,500	37,500	37,500	37,500	37,500

RAM 5500 CHASSIS CAB MAX JOB RATING INFORMATION

POWERTRAIN		Regular Cab 60" CA (4x2 / 4x4)	Regular Cab 84" CA (4x2 / 4x4)	Regular Cab 108" CA (4x2 / 4x4)	Regular Cab 120" CA (4x2 / 4x4)	Crew Cab 60" CA (4x2 / 4x4)	Crew Cab 84" CA (4x2 / 4x4)
6.4L HEMI V8 WITH AISIN HEAVY-DUTY 6-SPEED AUTOMATIC TRANSMISSION AS66RC	MAX GVWR <sup>6</sup>	19,000	19,500	19,500	19,500	19,000	19,500
	MAX PAYLOAD <sup>27</sup>	12,140 / 11,770	12,510 / 12,130	12,340 / 11,990	12,290 / 11,910	11,630 / 11,250	11,940 / 11,580
	MAX GAWR, FRONT <sup>6</sup>	6,500	6,500	7,000	7,000	7,000	7,000
	MAX GAWR, REAR <sup>6</sup>	13,500	13,500	13,500	13,500	13,500	13,500
	MAX TOWING <sup>27</sup>	21,490 / 21,120	21,360 / 20,980	21,190 / 20,840	21,140 / 20,760	20,980 / 20,600	20,790 / 20,430
	MAX GCWR <sup>6</sup>	28,500	28,500	28,500	28,500	28,500	28,500
6.7L CUMMINS TURBO DIESEL WITH AISIN HEAVY-DUTY 6-SPEED AUTOMATIC TRANSMISSION AS69RC	MAX GVWR <sup>6</sup>	19,500	19,500	19,500	19,500	19,500	19,500
	MAX PAYLOAD <sup>27</sup>	11,870 / 11,450	11,750 / 11,320	11,660 / 11,180	11,570 / 11,100	11,290 / 10,940	11,100 / 10,770
	MAX GAWR, FRONT <sup>6</sup>	7,250	7,250	7,250	7,250	7,250	7,250
	MAX GAWR, REAR <sup>6</sup>	13,500	13,500	13,500	13,500	13,500	13,500
	MAX TOWING <sup>27</sup>	35,220 / 34,800	35,100 / 34,670	35,010 / 34,530	34,920 / 34,450	34,640 / 34,290	34,450 / 34,120
	MAX GCWR <sup>6</sup>	43,000	43,000	43,000	43,000	43,000	43,000

Notes regarding the charts above: Payload and Max Trailer Weights are ESTIMATED values. All values are shown in pounds unless otherwise stated. Payload and Max Trailer Weight values are rounded to the nearest 10 lb. Payload = GVWR - Base Weight. GAWRs, GVWRs and GCWRs should never be exceeded. Recommended tongue weight determined by class of hitch receiver and hardware limits of upfit. Upfit or aftermarket equipment weight not included with Base Weight. Frontal Area: Maximum allowable Frontal Area, in ft² that the vehicle can project. For details on calculations, please refer to Ram Body Builders Guide. If VECI Label and Max Upfit Weight not available, Vehicle is not restricted to MCWV, Frontal Area or Maximum Upfit Weight limits; however, GVWR/GAWR/GCWR cannot be exceeded.

# RAM 2500/3500 HEAVY DUTY PICKUPS



AMERICA'S LONGEST LASTING  
HEAVY-DUTY PICKUPS<sup>2</sup>



## SELECTED BEST-IN-CLASS FEATURES

- Standard gas horsepower: 410 hp with the 6.4L HEMI® V8<sup>28</sup>
- Payload on single-rear-wheel 3500 models<sup>29</sup>

## LARGEST-IN-CLASS

- Available 12-inch Radio Touchscreen<sup>28</sup>
- Available Fuel Tank (50-gallon)<sup>28</sup>

## HIGHEST-IN-CLASS

- Number of available Speakers in the Segment: 17<sup>28</sup>

## CLASS-EXCLUSIVE FEATURES

- Link Coil Rear Suspension (2500)<sup>28</sup>
- Available Rear Auto-Level Air Suspension System<sup>28</sup>
- Available Dual-Rear-Wheel Back-up Sensors (3500 Dually models only)<sup>28</sup>
- Available Adaptive Forward Lighting System<sup>28</sup>
- Available Power Convex Trailer-Tow Mirrors<sup>28</sup>
- Available In-floor Storage (on Crew Cab models only)<sup>28</sup>
- Available Forward-Fold Rear Seat (on Mega Cab® models only)<sup>28</sup>
- Available Reclining Rear Seat (on Mega Cab models only)<sup>28,30</sup>
- Available RamBox® Cargo Management System<sup>28</sup>

## HIGHLIGHTS AT A GLANCE

- More than 100 Available Safety and Security features, including:
  - Adaptive Cruise Control with Stop<sup>16</sup>
  - Full-Speed Forward Collision Warning Plus<sup>15</sup>
  - Blind Spot Monitoring<sup>31</sup> with Rear Cross-Path Detection<sup>14</sup>
  - ParkSense® Front and Rear Park Assist<sup>18</sup>
  - Hill Start Assist
  - LaneSense® Lane Departure Warning Plus<sup>17</sup>
- Available Fleet-Friendly Ram Telematics™ (Powered by Verizon Connect)
  - Real-time diagnostics, performance information, vehicle tracking and driver data
  - Helps maximize fuel consumption and route efficiency while promoting safe driving
- Available SiriusXM® MyControl 360L<sup>20</sup>
  - More than 5,000 hours of on-demand audio content
- Available 360° Surround-View Camera System<sup>14</sup>
  - Multiple view options from five cameras include front, rear, composite 360° and cross-path views
  - Gives the driver a complete picture of the surrounding area, with both sides of the trailer displayed on-screen
  - Trailer Reverse Guidance<sup>14</sup> and the Cargo-View Camera<sup>14</sup> also included
- Available Fifth-Wheel/Gooseneck Tow Prep Group
  - Fully integrated factory-installed provisions for fifth-wheel/gooseneck mounts
  - Additional 7-pin wiring harness in the bed
  - Engineered specifically for the vehicle's structure



## POWERTRAINS



AVAILABLE

## 6.7L CUMMINS® I-6 HIGH OUTPUT TURBO DIESEL

- 6.7L Cummins Turbo Diesel High Output version paired exclusively with the AISIN® AS69RC transmission
  - 400 hp/1,000 lb-ft of torque
  - Max towing capability of 35,100 lb<sup>27</sup> on 3500 pickup models
- 5-Year/100,000-Mile Powertrain Limited Warranty<sup>3</sup>
- AISIN AS69RC Heavy-Duty 6-speed automatic
  - Specifically selected to handle the formidable power output of the Cummins High Output Turbo Diesel
  - Features close gear ratios plus advanced electro-hydraulic clutch-to-clutch control for superb shift quality



## AVAILABLE 6.7L CUMMINS I-6 TURBO DIESEL

- 370 hp/850 lb-ft of torque (6.7L Cummins I-6 Turbo Diesel with 68RFE 6-speed auto)
  - Outstanding towing capacity combines with impressive efficiency
  - Nearly 60 pounds lighter than prior generation, with remarkable power and refinement
- Compacted Graphite Iron (CGI) cylinder block bolsters architectural strength and also helps minimize Noise, Vibration and Harshness (NVH) characteristics
- Forged connecting rods
- 2,000-bar fuel rail
- Variable Geometry Turbocharger (VGT) with laminated heat shields
- AS66RC AISIN 6-speed automatic
  - Combines driver-adaptive shifting with state-of-the-art efficiency and minimizes NVH



## 6.4L HEMI® V8 WITH MULTI-DISPLACEMENT SYSTEM (MDS)/ FUEL SAVER TECHNOLOGY

- 410 hp/429 lb-ft of torque (6.4L HEMI V8 with 8HP75-LCV 8-speed auto)
- BEST-IN-CLASS standard gas horsepower of 410 hp<sup>28</sup>, with torque of 429 lb-ft
- MDS fuel saver cylinder-deactivation technology
- Variable Cam Timing (VCT) helps deliver more consistent power across a wider torque band with greater efficiency
- Interactive Deceleration Fuel Shut-Off (iDFSO) expands opportunities for turning off fuel to the engine during deceleration
- 5-Year/60,000-Mile Powertrain Limited Warranty<sup>3</sup>
- 8HP75-LCV 8-speed automatic with software controls to improve refinement
  - On-the-fly shift mapping with more than 40 individual maps to optimize shift quality/points regardless of load or conditions
  - Features our innovative and convenient dash-mounted Rotary E-shifter

## SINGLE REAR WHEELS



17-inch Painted Steel  
Standard on Tradesman®  
(2500 only)  
(WDA)



17-inch Black-Painted and  
Diamond-Cut Aluminum  
Standard on Power Wagon®  
Included with Power Wagon  
Package on Tradesman  
(WFR)



17-inch Black-Painted Aluminum  
Optional on Power Wagon  
(WFW)



18-inch Painted Steel  
Standard on 3500 Tradesman  
Optional on 2500 Tradesman  
(WBN)



18-inch Chrome-Clad Steel  
Standard on  
Big Horn®/Lone Star<sup>32</sup>  
Included with  
Chrome Appearance Group  
on Tradesman  
(WBH)



18-inch Polished Aluminum  
Included with Level 1 Group  
on Big Horn/Lone Star<sup>32</sup>  
(WBE)



18-inch Polished Aluminum  
Standard on Laramie®  
(WBL)



18-inch Polished Aluminum  
with Granite-Painted Pockets  
Standard on Laramie Longhorn®  
(WBA)



18-inch Polished Aluminum  
with Brown-Painted Pockets  
Included with Two-Tone  
on Laramie Longhorn  
(WBJ)



20-inch Polished Aluminum  
Optional on Big Horn /  
Lone Star<sup>32</sup> and Laramie  
(WRJ)



20-inch Black-  
Painted Aluminum  
Included with Black Appearance  
and Night Edition Packages on  
Big Horn/Lone Star<sup>32</sup> and Laramie  
(WF3)



20-inch Polished Aluminum  
with Granite-Painted Pockets  
Optional on Monotone  
Laramie Longhorn  
(WRA)



20-inch Polished Aluminum  
with Brown-Painted Pockets  
Optional on Two-Tone  
Laramie Longhorn  
(WRP)



20-inch Polished and  
Clear-Coated Aluminum  
with Chrome Inserts  
Standard on Limited  
(WH3)



20-inch Black-  
Painted Aluminum  
Included with Black  
Appearance Package on Limited  
(WRW)

## DUAL REAR WHEELS (DRW)



17-inch Painted Steel  
Standard on Tradesman DRW  
(WFU)



17-inch Chrome-Clad Steel  
Standard on Big Horn /  
Lone Star<sup>32</sup> DRW  
Included with Chrome Appearance  
Group on Tradesman DRW  
(WD4)



17-inch Polished Aluminum  
Standard on Laramie, Laramie  
Longhorn and Limited DRW  
Optional on Big Horn/  
Lone Star<sup>32</sup> DRW  
Included with Sport  
Appearance Package on  
Big Horn/Lone Star<sup>32</sup> DRW  
(WF7)



17-inch Black-Painted Aluminum  
Included with Black Appearance  
Package or Night Edition on  
Big Horn DRW and Laramie DRW  
(WFQ)

12	CHASSIS CAB	2500/3500	1500	1500 CLASSIC	PROMASTER	PROMASTER CITY	CONFIGURATIONS	PAINT	FABRICS	RESOURCES
2020 RAM 2500/3500 HEAVY DUTY				SALES CODE	TRADESMAN®	BIG HORN® / LONE STAR®	POWER WAGON®	LARAMIE®	LARAMIE LONGHORN®	LIMITED
CPOS				2TA	2TZ	2TP	2TH	2TK	2TM	
CONFIGURATIONS										
Body Model – Regular Cab 8' Box - 140.2-inch wheelbase				(62)	•	•	–	–	–	–
– Crew Cab 6'4" Box - 149.1-inch wheelbase (SRW only)				(91)	0	0	•	•	•	•
– Crew Cab 8' Box - 169.1-inch wheelbase				(92)	0	0	–	0	0	0
– Mega Cab® 6'4" Box - 160.2-inch wheelbase (4x4 only)				(81)	–	0	–	0	0	0
DRIVE – 4x2				(2500 / 3500)	•	•	–	•	•	•
– 4x4				(2500 / 3500)	0	0	•	0	0	0
POWERTRAINS										
ENGINE / TRANSMISSION / AXLE										
6.4L HEMI® V8 GAS ENGINE / 8-SPEED AUTOMATIC (8HP75)				ESA / DFX	•	•	•	•	•	•
– 11.5-inch rear axle / 3.73 ratio (2500 / 3500 SRW; standard with DFX+AR9)				DRQ / DME	•	•	–	•	•	•
– 11.5-inch rear axle / 4.10 ratio (2500 / 3500 SRW; optional if DFX+AR9; requires DSA)				DRQ / DMF	0	0	•	0	0	0
– 11.5-inch rear axle / 3.73 ratio (3500 DRW; included with DFX+WLA)				DRX / DME	P	P	–	P	P	P
– 11.5-inch rear axle / 4.10 ratio (3500 DRW; optional if DFX+WLA)				DRX / DMF	0	0	–	0	0	0
6.7L CUMMINS® I-6 DIESEL ENGINE / 6-SPEED AUTOMATIC (68RFE) – Standard output				ETL / DG7	0	0	–	0	0	0
– 11.5-inch rear axle / 3.73 ratio (2500 / 3500 SRW; standard with DG7+AR9)				DRQ / DME	•	•	–	•	•	•
– 11.5-inch rear axle / 3.73 ratio (3500 DRW; included with DG7+WLA)				DRX / DME	P	P	–	P	P	P
– 11.5-inch rear axle / 4.10 ratio (3500 DRW; optional if DG7+WLA)				DRX / DMF	0	0	–	0	0	0
6.7L CUMMINS I-6 DIESEL ENGINE / 6-SPEED HEAVY-DUTY AUTOMATIC (A1SIN® AS69RC) – High Output (3500 only; included with Max Tow Package (A1J))				ETM / DF2	0/P	0/P	–	0/P	0/P	0/P
– 12-inch rear axle / 3.73 ratio (3500 SRW only; included with DF2+AR9)				DR7 / DME	P	P	–	P	P	P
– 12-inch rear axle / 3.73 ratio (3500 DRW only; included with DF2+WLA)				DRC / DME	P	P	–	P	P	P
– 12-inch rear axle / 4.10 ratio (3500 DRW only; optional if DF2+WLA)				DRC / DMF	0/P	0/P	–	0/P	0/P	0/P
MECHANICAL FEATURES										
ALTERNATORS – Single 180-amp (gas engine; standard; diesel engines: standard on 2TA, 2TZ, 2TY and 2TP only; not available on 2TH, 2TK, 2TM)				BAD	•	•	•	•	•	•
– Single 220-amp (gas engine; optional; diesel engines: optional on 2TA, 2TZ and 2TY only; standard on 2TH, 2TK and 2TM; all engines: included with Snow Chief (A02) and Snow Plow Prep (AHD) Groups)				BAJ	0/P	0/P	–	-/0/P	-/0/P	-/0/P
– Dual: 160 + 220-amp = 380-amp (gas engine only)				XF5	0	0	0	0	0	0
– Dual: 2 x 220-amp = 440-amp (diesel engines only)				XF7	0	0	–	0	0	0
BRAKES – Power-assisted 4-wheel antilock				BRT	•	•	•	•	•	•
– Electronic Stability Control <sup>PS</sup>				BNB	•	•	•	•	•	•
– Brake Assist				BGE	•	•	•	•	•	•
– Electronic Roll Mitigation				BNS	•	•	•	•	•	•
– Hill Start Assist				BNG	•	•	•	•	•	•
– Traction Control				BNM	•	•	•	•	•	•
– Trailer Sway Damping <sup>®</sup>				BNT	•	•	•	•	•	•
– Ready Alert Braking				BHD	•	•	•	•	•	•
– Mechanical park brake				–	•	•	•	•	•	•
– Diesel exhaust brake (included with diesel engine)				NEN	P	P	–	P	P	P
DIFFERENTIAL – Open (2500: standard; not available with 4.10 axle ratio; 3500: not available)				DS8	•	•	–	•	•	•
– Antispin rear (2500: optional; required if 4.10 axle and gas engine; 3500: standard)				DSA	0/-	0/-	–	0/-	0/-	0/-
– Electronically locking, front and rear (included with Power Wagon Package)				DSE	P	–	–	–	–	–
ENGINE THERMAL MANAGEMENT – Engine cooling, heavy-duty (standard with Cummins engine)				NMC	P	P	P	P	P	P
– Active grille shutters				MDX	•	•	•	•	•	•
– Front grille cover (included with Cold Weather Group)				XDG	P	P	–	P	P	P
– Engine block heater (included with Cold Weather Group on diesel engines)				NHK	0/P	0/P	0	0/P	0/P	0/P
– Supplemental cabin heater (included with diesel engines)				HDB	P	P	–	P	P	P
FUEL TANK – 28-gallon (standard on Regular Cab with diesel engines)				NGC	P	P	–	–	–	–
– 31-gallon (standard on Crew Cab and Mega Cab with 6'4" box)				NFT	•	•	•	•	•	•
– 32-gallon (standard on Regular Cab and Crew Cab with 8' box)				NFX	•	•	–	•	•	•
– 50-gallon (optional on Crew Cab with 8' box)				NFC	0	0	–	0	0	0
SHOCKS – Front, heavy-duty - Magneti Marelli <sup>™</sup> with KONI <sup>™</sup> Frequency Selective Damping (FSD) valving				SFB	•	•	–	•	•	•
– Rear, heavy-duty - Magneti Marelli with KONI FSD valving				SGB	•	•	–	•	•	•
– Front, performance-tuned - Bilstein <sup>®</sup> (included with Off-Road Group and Power Wagon Package on Tradesman)				SFC	P	P	•	P	P	P
– Rear, performance-tuned - Bilstein (included with Off-Road Group and Power Wagon Package on Tradesman)				SGC	P	P	•	P	P	P
2020 RAM 2500/3500 HEAVY DUTY										
CPOS				SALES CODE	TRADESMAN®	BIG HORN® / LONE STAR®	POWER WAGON®	LARAMIE®	LARAMIE LONGHORN®	LIMITED
				2TA	2TZ	2TP	2TH	2TK	2TM	
MECHANICAL FEATURES (continued)										
SKID PLATES (4x4) – Transfer case (included with Protection Group and Snow Chief Group)				XEF	P	P	•	P	P	P
– Fuel tank (included with Power Wagon Package)				XEE	P	–	•	–	–	–
START CONTROL – Keyless Push-Button Start				GK4	•	•	•	•	•	•
STEERING – Power, recirculating ball				SBE	•	•	•	•	•	•
SUSPENSION – 3-link front				–	•	•	•	•	•	•
– Rear link with coil springs (2500 only)				–	•	•	•	•	•	•
– Rear Hotchkis leaf spring (3500 only)				–	•	•	–	•	•	•
– Suspension, Ram Articulink <sup>®</sup> (included with Power Wagon Package)				SD1	P	–	•	–	–	–
– Stabilizer bar, front, standard				SHA	•	•	–	•	•	•
– Stabilizer bar, front, electronic disconnecting (included with Power Wagon Package)				SHG	P	–	•	–	–	–
– Auto-Level Rear Air Suspension (not available with 3500 gas Regular Cab SRW 4x4 or 2500 gas Regular Cab; not available with Off-Road Group; included with Max Tow Package)				SEB	0/P	0/P	–	0/P	0/P	0/P
TOW HOOKS – Black - 2500 (4x2: free-standing option; 4x4: included with Protection Group, Off-Road Group, Power Wagon Package and are included with diesel engine)				XEA	0/P	0/P	•	0/P	•	–
– Black - 3500 (Tradesman: optional on 4x2 Regular Cab)				XEA	0/-	•	–	•	•	–
– Chrome (included with Chrome Appearance Group on Laramie)				XHQ	–	–	–	P	0	•
TRAILER TOW – 4-pin trailer harness plug, rear bumper (combination receptacle with 7-pin)				XFU	•	•	•	•	•	•
– 7-pin trailer harness plug, rear bumper (combination receptacle with 4-pin)				XFK	•	•	•	•	•	•
– Class V hitch receiver (20K 2500 / 23K 3500)				XFR	•	•	•	•	•	•
– Mopar <sup>®</sup> Fifth-Wheel Hitch, 20K lb (Fifth-Wheel / Gooseneck Prep Group)				XML	0	0	–	0	0	0
– Mopar Fifth-Wheel Hitch, 30K lb (3500 only; Fifth-Wheel / Gooseneck Prep Group; included with Max Tow Package)				XNH	0/P	0/P	–	0/P	0/P	0/P
TRANSFER CASES (4x4 ONLY) – Manual shift-on-the-fly				DK1	–	•	•	–	–	–
– Electronic shift-on-the-fly				DK3	0	•	–	•	•	•
UPFITTER MODULE – Upfitter Electronic Monitoring Module (VSIM)				XXS	0	0	0	0	0	0
WINCH – WARN <sup>®</sup> front electric, 12,000-lb capacity (included with Power Wagon Package)				XE5	P	–	•	–	–	–
EXTERIOR FEATURES										
BED STEP, REAR, DEPLOYABLE – Mopar (included with Bed Utility Group)				MDN	P	P	P	P	0	0
BEDLINER – Spray-in (included with Bed Utility Group)				XMF	0/P	0/P	0/P	0/P	•	•
– Spray-in Delete				XM9	–	–	–	–	0	0
BUMPERS – Painted Tradesman Black, front				MB1	•	•	–	–	–	–
– Painted Tradesman Black, rear				MBN	•	–	–	–	–	–
– Chrome, front (included with Chrome Appearance Group on Tradesman)				MCT	P	•	–	•	•	•
– Chrome, rear (included with Chrome Appearance Group on Tradesman)				MBF	P	•	–	•	•	•
– Painted lower accent-color, front (included with two-tone paint)				MBU	–	–	–	P	P	–
– Painted lower accent-color, rear (included with two-tone paint)				MBV	–	–	–	P	P	–
– Painted body-color, front (included with Night Edition, Sport Appearance Package, Body-Color Bumper Group and Black Appearance Package)				MBA	–	P	–	P	–	P
– Painted body-color, rear (included with Night Edition, Sport Appearance Package, Body-Color Bumper Group and Black Appearance Package)				MBC	–	P	–	P	–	P
– Powder-coated Black, front (Power Wagon only)				MCS	–	–	•	–	–	–
– Powder-coated Black, rear (Power Wagon only)				MB5	–	–	•	–	–	–
CHMSL – Lamp (incandescent) with cargo box illumination				LPE	•	•	•	•	•	•
– LED with camera				LPD	–	0/P	0/P	0/P	0/P	0/P
CLEARANCE LAMPS, LED – Cab-mounted (optional on 2500 and 3500 SRW; included with 3500 DRW and Snow Chief Group)				LNC	0/P	0/P	•	0/P	0/P	0/P
– Box- and rear fender-mounted (included with 3500 DRW)				LND	P	P	–	P	P	P
FOG LAMPS – Halogen with cornering feature (included with Power Wagon Package, ParkSense <sup>®</sup> Rear Park Assist <sup>®</sup> and H1 Group)				LNJ	P	0/P	–	–	–	–
– LED with cornering feature (included with Premium Lighting Group)				LNV	P	P	•	•	•	•
GRILLES – Upper header / lower appliqué painted Matte Black				MM5	•	•	–	–	–	–
– Upper header / lower appliqué in chrome (included with Chrome Appearance Group on Tradesman)				MMQ	P	•	–	•	•	•
– Upper header / lower appliqué painted body-color (included with Sport Appearance Package and Night Edition)				MM6	–	P	–	P	–	–
– Upper header / lower appliqué molded-in color				MMY	–	–	•	–	–	–
– Tradesman grille with painted Matte Black nostrils				MFF	•	–	–	–	–	–
– Tradesman grille with chrome nostrils (included with Chrome Appearance Group)				MAF	P	–	–	–	–	–
– Big Horn / Lone Star <sup>®</sup> grille with chrome nostrils / Gloss Black billets (included with Towing Technology Group)				MFH	P	•	–	–	–	–

• = Standard. 0 = Optional. P = Part of Package. – = Not Available.

13	CHASSIS CAB	2500/3500	1500	1500 CLASSIC	PROMASTER	PROMASTER CITY	CONFIGURATIONS	PAINT		FABRICS		RESOURCES
----	-------------	-----------	------	--------------	-----------	----------------	----------------	-------	--	---------	--	-----------

## 2020 RAM 2500/3500 HEAVY DUTY

	SALES CODE	TRADESMAN®	BIG HORN® / LONE STAR®	POWER WAGON®	LARAMIE®	LARAMIE LONGHORN®	LIMITED
CPOS		2TA	2TZ	2TP	2TH	2TK	2TM
<b>EXTERIOR FEATURES (continued)</b>							
– Black grille with Gloss Black nostrils / Gloss Black billets (included with Night Edition)	MAK	–	P	–	P	–	–
– Power Wagon grille with Billet Silver Ram badge; surround, upper header and lower appliqué	MFM	–	–	•	–	–	–
– Laramie grille with chrome nostrils / chrome billets	MF1	–	–	–	•	–	–
– Laramie Longhorn grille	MFZ	–	–	–	–	•	–
– Limited grille	MFJ	–	–	–	–	–	•
HEADLAMPS / TAILLAMPS – Base quad-halogen headlamps	LME	•	•	–	–	–	–
– Mid-level LED headlamps (included with Premium Lighting Group)	LPX	–	P	•	•	–	–
– High-level signature LED directional headlamps	LM6	–	–	–	–	•	•
– Incandescent taillamps	LAG	•	•	–	–	–	–
– Premium LED taillamps (Red Opaque center; included with Premium Lighting Group and Blind Spot Monitoring <sup>31</sup> )	LAY	P	P	•	•	•	•
– Automatic headlamps	LMG	•	•	•	•	•	•
– Auto High-Beam Headlamp Control (included with Safety Group)	LMS	P	P	P	P	•	•
LIGHTING – Pickup box (included with Bed Utility Group and RamBox® System)	LPL	Q/P	Q/P	Q/P	Q/P	•	•
MIRRORS, EXTERIOR – 6 x 9-inch manual (Black; standard on 2500 Regular Cab only)	GPU	•	–	–	–	–	–
– 6 x 9-inch power / heated (Black; standard on 2500 Tradesman Crew Cab; included with L1 Group on 2500 Tradesman Regular Cab; optional on Power Wagon; not available with X2 Group)	GT6	/P	–	0	–	–	–
– Trailer-tow, manual (Black; standard on 3500 Regular Cab only; optional on 2500 Regular Cab only)	GPD	/0	–	–	–	–	–
– Trailer-tow, power / heated / puddle / turn / running / manual-folding (Black; standard on 3500 Tradesman Crew Cab; optional on 2500 Tradesman, all cabs and requires L1 Group; included with L1 Group on 3500 Tradesman Regular Cab; not available with Blind Spot Monitoring <sup>31</sup> (XAN))	GP6	/0/P	•	–	–	–	–
– Trailer-tow, power / heated / puddle / turn / running / power-folding (Black; included with Blind Spot Monitoring <sup>31</sup> ; included with H1 Group)	GP1	P	P	•	–	–	–
– Trailer-tow, power / heated / puddle / turn / running / power-folding / chrome	GP2	–	–	–	•	–	–
– Trailer-tow, power / heated / puddle / turn / running / power-folding / power-convex / trailer spotter light (Black; included with Surround-View Camera System <sup>34</sup> ; includes decorative trim ring on door switches)	GU8	–	P	–	–	–	–
– Trailer-tow, power / heated / puddle / turn / running / memory / power-folding / power-convex / trailer spotter light (Black; included with X2 Group on Power Wagon; included with Night Edition / Black Appearance Packages on Laramie; included with Surround-View Camera System <sup>34</sup> on Power Wagon and Laramie; included with Blind Spot Monitoring <sup>31</sup> on Laramie; included with P1 Group	GPH	–	–	P	P	–	–
– Trailer-tow, power / heated / puddle / turn / running / memory / power-folding / power-convex / trailer spotter light (chrome; included with Blind Spot Monitoring <sup>31</sup> and Surround-View Camera System <sup>34</sup> )	GU9	–	–	–	P	•	•
PAINT – Monotone (included with Black paint on Power Wagon)	APA	•	•	P	•	•	•
– Lower two-tone	APD	–	–	•	0	0	–
RAMBOX CARGO MANAGEMENT SYSTEM – Includes illuminated, lockable, drainable bins on both bed sides, 115-volt driver-side outlet and pickup box lighting (short box only; SRW only; Tradesman requires Remote Keyless Entry; not available with low-volume paints; not available with Fifth-Wheel / Gooseneck Prep Group; not available with Box Delete)	XB9	0	0	0	0	0	•
SIDE STEPS / RUNNING BOARDS – Running boards, power (requires P2 Group and 8.4-inch or 12-inch radio; included with R1 Group)	MY7	–	–	–	0	P	•
– Side steps, tubular, chrome, cab-length (Regular Cab only)	MRT	0	0	–	–	–	–
– Side steps, tubular, Black, cab-length (Regular Cab and Power Wagon only)	MRU	0	0	0	–	–	–
– Side steps, flat, wheel-to-wheel, painted (Crew Cab and Mega Cab only; single-rear-wheel (SRW) applications; optional with Night Edition on Big Horn / Lone Star <sup>32</sup> and Laramie (Black); included with two-tone paint on Laramie Longhorn)	MY5	–	0	–	0	P	–
– Side steps, flat, wheel-to-wheel, chrome (Crew Cab and Mega Cab only; SRW applications; standard on Laramie Longhorn; included with monotone paint; requires Chrome Appearance Group on Tradesman)	MR5	0	0	–	0	•	0
– Side steps, flat, cab-length, painted (Crew Cab and Mega Cab only; included with dual-rear-wheel (DRW) applications; optional on SRW; optional with Night Edition on Laramie and Big Horn / Lone Star <sup>32</sup> (Black); included with two-tone paint on Laramie Longhorn)	MR4	–	0	–	0	Q/P	–
– Side steps, flat, cab-length, chrome (Crew Cab and Mega Cab only, included with DRW applications; optional on SRW; included on DRW Laramie Longhorn with monotone paint; requires Chrome Appearance Group on Tradesman)	MRS	0	0	–	0	Q/P	0
TAILGATE – Locking	XJ1	•	•	•	•	•	•
– Damped (included with H2 Group)	MW0	–	P	•	•	•	•
– Remote tailgate release (included with X1 and P1 Groups)	JKR	–	–	P	P	•	•
TIE-DOWNS – Lower, fixed, boat-style (four)	-	•	•	•	•	•	•
– Upper, adjustable (four; included with RamBox Utility Group)	CL2	P	P	P	P	P	P
TONNEAU COVER – Soft tri-fold (requires pickup box lighting)	CS7	0	0	0	0	0	0
WHEEL FLARES – Black, Power Wagon design (included with Power Wagon Package on Tradesman)	MMZ	P	–	•	–	–	–
– Painted body-color	MM1	–	–	–	•	•	•
– Painted accent-color (included with lower two-tone paint)	MMJ	–	–	–	P	P	–

## 2020 RAM 2500/3500 HEAVY DUTY

	SALES CODE	TRADESMAN®	BIG HORN® / LONE STAR®	POWER WAGON®	LARAMIE®	LARAMIE LONGHORN®	LIMITED
CPOS		2TA	2TZ	2TP	2TH	2TK	2TM
<b>INTERIOR FEATURES</b>							
WINDSHIELD WIPERS – Variable / intermittent	JHA	•	•	•	•	•	•
– Rain-sensitive (included with X2, P1 and Safety Groups)	JHC	P	P	P	P	•	•
AIR CONDITIONING – Manual Temperature Control (MTC); base	HAA	•	•	•	–	–	–
– Dual-Zone Automatic Temperature Control (ATC) (included with H2 and X2 Groups; included with 8.4-inch and 12-inch radios on 2TZ, 2TY and 2TP; not available with Regular Cab)	HAF	–	P	P	•	•	•
AUXILIARY SWITCHES – Instrument panel-mounted	LHL	0	0	–	0	0	0
CONSOLES AND STORAGE – Storage, floor-mounted tray (included only with bench seat; included with manual transfer case; L-shaped version surrounding T-case handle; included with bench seat on Crew Cab and Mega Cab 4x2 and 4x4 with electronic T-case; small storage tray; no tray included on Regular Cab 4x2 or 4x4 with e-Transfer case)	CUY	P	P	•	P	–	–
– Full-size floor console (included with bucket seats)	CUP	–	P	–	P	–	–
– Full-size floor console - Premium (included with bucket seats)	CVT	–	–	–	–	P	P
– Lower instrument-panel drawer (not available with center console)	CW8	–	•	–	•	–	–
– Storage, behind-seat (Regular Cab and Mega Cab)	CU3	•	•	–	•	•	•
– Storage, rear underseat compartment (Crew Cab only)	CUE	•	•	•	•	•	•
– Fold-flat load floor (Crew Cab only) with underseat storage (included with *M9 seats and above)	CVN	–	P	P	P	P	P
– Storage, in-floor boxes, rear (Crew Cab only; included with H1, X1 and P1 Groups)	CB9	–	P	P	P	•	•
– Close-out panel, in-floor storage (Crew Cab only)	CUH	•	•	•	•	–	–
– Storage, front center-seat cushion (included with *V1, *M9, *S9 and *ZL seats; included with CD player on Tradesman *TX and *V9 seats; optional CD player included in this location)	CVH	P	P	P	P	–	–
– Overhead console (incandescent lighting; included with L1 Group on Regular Cab)	CUN	P/-	•	•	–	–	–
– Overhead console (LED lighting; included with X2 Group)	CUS	–	–	P	•	•	•
DOOR LOCKS – Manual (Regular Cab only)	JE8	•	–	–	–	–	–
– Powered and speed-sensitive (included with L1 Group on Tradesman Regular Cab; standard on Crew Cab)	JPH	P/-	•	•	•	•	•
– Remote Keyless Entry (included with L1 Group; requires power locks; deletes manual lock cylinder from passenger side on 2TA)	GXM	P	•	•	•	•	•
– Remote proximity (passive) keyless entry (included with X2 Group)	GXD	–	–	P	•	•	•
INSTRUMENT CLUSTER, DISPLAY – 3.5-inch Driver Information Display	JAE	•	•	–	–	–	–
– 3.5-inch Driver Information Display, color (included with H1 Group)	JAK	–	P	–	–	–	–
– 7-inch Driver Information Display, color (included with Safety Group on Tradesman and Base Big Horn / Lone Star <sup>30</sup> ; included with H2 Group)	JAL	P	P	•	•	•	•
KEY, REMOTE START SYSTEM <sup>33</sup> – Key fob-activated (included with H2 and X1 Groups)	XBM	–	Q/P	Q/P	•	•	•
MEMORY – Radio presets / driver seat / exterior mirrors / power-adjustable pedals (included with X2 and P1 Groups)	LEV	–	–	P	P	•	•
PEDALS – Non-adjustable	XA8	•	•	•	–	–	–
– Power-adjustable (included with H1 and X1 Groups)	XAP	–	P	P	•	–	–
– Power-adjustable with memory (included with X2 and P1 Groups)	XAM	–	–	P	P	•	•
SEATS – Heavy-duty vinyl 40/20/40 front bench with manual adjust and folding rear bench (Crew Cab)	*TX	•	–	–	–	–	–
– Cloth 40/20/40 front bench with manual adjust and folding rear bench (Crew and Mega Cab; packaged with L2 Group)	*V9	P	•	–	–	–	–
– Premium cloth 40/20/40 front bench with power adjust for driver, 60/40 split-folding rear bench with center fold-down armrest and fold-flat load floor (packaged with H1 Group)	*M9	Q/P	–	–	–	–	–
– Premium cloth front buckets with power adjust for driver, full-length center console, 60/40 split-folding rear bench with center fold-down armrest and fold-flat load floor (requires H1 Group)	*MJ	0	–	–	–	–	–
– Premium vinyl and cloth with embossed tread pattern 40/20/40 front bench with power adjust for driver, 60/40 split-folding rear bench with center fold-down armrest and fold-flat load floor	*S9	–	–	•	–	–	–
– Leather-trimmed 40/20/40 heated and ventilated front bench with power adjust for driver and passenger, 60/40 split-folding heated rear bench with center fold-down armrest and fold-flat load floor (packaged with Level 2 Equipment Group)	*ZL	–	–	P	–	–	–
– Leather-trimmed 40/20/40 heated front bench with power adjust for driver and passenger, 60/40 split-folding rear bench with center fold-down armrest and fold-flat load floor	*VL	–	–	–	•	–	–
– Leather-trimmed, heated front buckets with full-length center console, power adjust for driver and passenger, 60/40 split-folding rear bench with center fold-down armrest and fold-flat load floor	*GJ	–	–	–	0	–	–
– Premium leather with filigree, heated and ventilated front buckets with full-length premium center console, power adjust for driver and passenger, 60/40 split-folding heated rear bench with center fold-down armrest and fold-flat load floor	*XJ	–	–	–	–	•	–
– Premium leather, heated and ventilated front buckets with full-length premium center console, power adjust for driver and passenger, 60/40 split-folding heated rear bench with center fold-down armrest and fold-flat load floor	*DJ	–	–	–	–	0	–
– Premium leather, heated and ventilated front buckets with full-length premium center console, power adjust for driver and passenger, 60/40 split-folding heated rear bench with center fold-down armrest and fold-flat load floor	*UL	–	–	–	–	–	•
SPEED CONTROL – Cruise control	NHM	•	•	•	•	•	•
– Adaptive Cruise Control with Stop <sup>38</sup> (included with Safety and M1 Groups)	NH3	P	P	P	P	P	P

• = Standard. 0 = Optional. P = Part of Package. – = Not Available.



2020 RAM 2500/3500 HEAVY DUTY

	SALES CODE	TRADESMAN®	BIG HORN® / LONE STAR®	POWER WAGON®	LARAMIE®	LARAMIE LONGHORN®	LIMITED
		2TA	2TZ	2TP	2TH	2TK	2TM
CPOS							
INTERIOR FEATURES (continued)							
STEERING WHEELS – Urethane	SCF	•	•	–	–	–	–
– Leather-wrapped (included with H1 and Safety Groups)	SCV	P	P	–	•	–	–
– Leather-wrapped, perforated with Gray stitching	SCB	–	–	•	–	–	–
– Leather-wrapped with real wood	SCW	–	–	–	•	•	•
– Audio controls (included with leather-wrapped steering wheels)	RDZ	P	P	•	•	•	•
– Heated (included with H2, X1 and the Heated Seats and Wheel Group)	NHS	–	P	P	•	•	•
SUNROOF (not available with Regular Cab; requires H2, X2 and P1 Groups)	GWA	–	0	0	0	0	0
UNIVERSAL GARAGE DOOR OPENER IN VISOR (included with H1 and X1 Groups)	XGD	–	P	P	•	•	•
WINDOWS – Manual (Regular Cab only)	JFB	•	–	–	–	–	–
– Power, front one-touch down (Regular Cab; included with L1 Group)	JPY	P	•	–	–	–	–
– Power, front one-touch up / down (Crew Cab and Mega Cab*)	JP3	•	•	•	•	•	•
– Rear, fixed	GJD	•	•	–	–	–	–
– Rear, manual-sliding (Regular Cab only; included with L2 and H1 Groups)	GFD	Q/P	Q/P	–	–	–	–
– Rear, power-sliding (Crew Cab and Mega Cab only; paired with defroster; included with L2 and H2 Groups)	GFE	P	P	•	•	•	•
– Rear window defroster (included with L2 and H2 Groups; paired with power-sliding rear window; optional with fixed rear glass on Tradesman and Big Horn / Lone Star <sup>23</sup> )	GFA	Q/P	Q/P	•	•	•	•
UCONNECT® MULTIMEDIA							
UCONNECT VOICE COMMAND – With Bluetooth®	XRB	•	•	•	•	•	•
COMPASS – Compass and temperature display (in radio)	JFJ	•	•	•	•	•	•
– GPS antenna input on radio (included with all radios)	JLP	P	P	P	P	P	P
CONNECTIVITY, RADIO – Auxiliary input, headphone jack	–	•	•	•	•	•	•
– Front Media Hub (one fully functional USB, one charging-only USB and one auxiliary input; each USB connection is a Type-A / -C USB pair)	RSF	•	•	•	•	•	•
– Single-remote USB port – Charging-only (center armrest, Type-A)	RS3	•	•	•	•	•	•
– Dual-remote USB Media Hub (one fully functional USB and one charging-only USB; each USB connection is a Type-A / -C USB pair; included with H2 and X2 Groups; not available with Regular Cab)	RS4	–	P	P	•	•	•
– Dual-remote USB Media Hub - Charging-only (two rear-seat-facing Type-A USBs with charging-only connection points; included with X2 and P2 Groups with *VL bench seat)	RS2	–	–	P	P	–	–
– USB host flip (included with 8.4-inch and 12-inch radios)	RF7	–	P	•	•	•	•
– Wireless charging pad (requires bucket seats; included with P2 and R1 Groups)	RFX	–	–	–	P	P	•
– Apple CarPlay <sup>®33</sup> (included with 8.4-inch and 12-inch radios)	RFP	–	P	•	•	•	•
– Android Auto <sup>™39</sup> (included with 8.4-inch and 12-inch radios)	RF5	–	P	•	•	•	•
MEDIA PLAYER – CD player, single-disc (included with X1 and P1 Groups and wireless charging pad)	RH1	0	0	P	P	•	•
POWER – 12-volt DC auxiliary power point	JJJ	•	•	•	•	•	•
– Front 115-volt, 400-watt outlet (3-prong; requires L1 Group; included with H2 Group)	JKV	0	Q/P	•	•	•	•
– Rear 115-volt, 400-watt outlet (3-prong; included with H2 and X2 Groups)	JJN	–	–	P	•	•	•
– RamBox® 115-volt, 400-watt outlet (3-prong), driver-side (included with RamBox System)	JKV	P	P	P	P	P	•
– 400-watt inverter (included with JKV 115-volt outlet or RamBox System)	XHR	P	P	•	•	•	•
– Accessory delay	–	•	•	•	•	•	•
SYSTEMS – Uconnect 3 with 5-inch touchscreen display	UAA	•	•	–	–	–	–
– Uconnect 4 with 8.4-inch touchscreen display (optional with L1 Group on Tradesman; included with H1 Group)	UAM	0	Q/P	•	•	–	–
– Uconnect 4 NAV with 8.4-inch touchscreen display (requires H1 and X1 Groups; included with P2 Group; not available with Regular Cab)	UAV	–	0	0	Q/P	•	–
– Uconnect 4 NAV with 12-inch touchscreen display (requires X2 and P1 Groups; included with R1 and M1 Groups; late availability on Big Horn / Lone Star <sup>23</sup> )	UAX	–	0	0	0	Q/P	•
SIRIUSXM® RADIO <sup>38</sup> (included with L2 and H1 Groups)	RSD	P	Q/P	•	•	•	•
SIRIUSXM TRAFFIC PLUS <sup>39</sup> (included with 8.4-inch NAV or 12-inch NAV radios)	RTB	–	P	P	P	•	•
SIRIUSXM TRAVEL LINK <sup>20,32</sup> (included with 8.4-inch NAV or 12-inch NAV radios)	RSM	–	P	P	P	•	•
SIRIUSXM GUARDIAN <sup>™35</sup> – SOS / Assist / Cell Connection (included with 8.4-inch NAV or 12-inch NAV radios)	RSK	–	P	P	P	•	•
SIRIUSXM 360L <sup>32</sup> (included with 12-inch radio)	RTU	–	P	P	P	P	P
SPEAKER SYSTEMS, AUDIO – Base 4-speaker system (standard on Regular Cab Tradesman only)	RCD	•	–	–	–	–	–
– Base 6-speaker system (standard on Crew Cab and Mega Cab)	RCG	•/0	•	•	–	–	–
– Premium 7-speaker system, with center instrument-panel speaker and amplifier (Regular Cab only)	RCK	–	0	–	–	–	–
– Premium 10-speaker Surround Sound system (Crew Cab and Mega Cab; nine amplified speakers and one subwoofer; included with X2 Group; requires H1 Group)	RC3	–	0	Q/P	•	•	•

2020 RAM 2500/3500 HEAVY DUTY

	SALES CODE	TRADESMAN®	BIG HORN® / LONE STAR®	POWER WAGON®	LARAMIE®	LARAMIE LONGHORN®	LIMITED
		2TA	2TZ	2TP	2TH	2TK	2TM
CPOS							
UCONNECT® MULTIMEDIA (continued)							
– Premium 17-speaker Surround Sound system (Crew Cab and Mega Cab; requires X2 Group; included with P2, R1 and M1 Groups)	RCA	–	–	0	P	P	P
ACTIVE NOISE CONTROL SYSTEM (includes ATMM on gas engine only; included with 6.4L gas engine, not available with Regular Cab; included with 6.7L diesel engines, Crew Cab and Mega Cab; included with L1 Group on Regular Cab only)	JLW	P	P	P	P	P	P
TIRES							
TIRES – 2500 – LT245 / 70R17E BSW Firestone™ Transforce HT All-Season (2500 only)	TWD	•	–	–	–	–	–
– LT285 / 70R17D OWL Goodyear® Wrangler DuraTrac® All-Terrain (included with Power Wagon Package)	TW2	P	–	•	–	–	–
– LT275 / 70R18E BSW Firestone Transforce HT All-Season (included with Chrome Appearance Group on Tradesman with 18-inch steel wheel)	TCN	P	•	–	•	•	–
– LT275 / 70R18E OWL Firestone Transforce AT On- / Off-Road (included with Snow Chief Group; Off-Road Group if 18-inch wheels)	TCP	Q/P	Q/P	–	Q/P	Q/P	Q/P
– LT285 / 60R20E OWL Firestone Transforce AT On- / Off-Road (included with 20-inch wheels; not available with Regular Cab)	TEA	–	P	–	P	P	•
3500 DUAL REAR WHEEL – LT235 / 80R17E BSW All-Season	TV2	•	•	–	•	•	•
– LT235 / 80R17E OWL On- / Off-Road	TV3	0	0	–	0	0	0
TIRES, SPARE – Full-size, matching	TBB	•	•	•	•	•	•
– Full-size, delete (included with Box Delete)	TBF	P	P	–	•	•	•
– Full-size, add (requires Box Delete)	TBE	0	0	–	–	–	–
– Carrier	TBM	•	•	•	•	•	•
SAFETY, SECURITY & CONVENIENCE							
AIR BAGS <sup>34</sup> – Advanced multistage front	CG3	•	•	•	•	•	•
– Supplemental side-curtain	CGS	•	•	•	•	•	•
– Supplemental side-seat	CJ1	•	•	•	•	•	•
CAMERAS – ParkView® Rear Back-Up Camera <sup>34</sup> (not available with Surround-View Camera System <sup>34</sup> )	XAC	•	•	•	•	•	•
– Surround-View Camera System <sup>34</sup> (includes dynamic front-tire lines on Power Wagon only; included with Towing Technology and M1 Groups; requires Blind Spot Monitoring <sup>34</sup> and Cargo-View Camera <sup>34</sup> ; not available with Pickup Box Delete or Regular Cab)	XAK	P	P	P	P	P	P
– Cargo-View Camera <sup>34</sup> with LED CHMSL and Cargo Box Illumination (includes dynamic centerline with Surround-View Camera System <sup>34</sup> ; requires 8.4-inch or 12-inch radio and H1 Group on Big Horn / Lone Star <sup>32</sup> ; not available with incandescent CHMSL lamp; not available with Regular Cab; included with Max Tow Package and Towing Technology Group)	LPD	P	Q/P	Q/P	Q/P	Q/P	Q/P
– Auxiliary (Trailer) Camera Prep provides in-cab wiring, camera HDMI in radio, 7- / 12-pin rear-bumper connector and / or 7- / 12-pin pickup bed connector (included with Fifth-Wheel / Gooseneck Prep Group; auxiliary camera <sup>34</sup> available separately as Mopar® Accessory)	XFQ	0	0	0	0	0	0
– Auxiliary (Trailer) Camera System <sup>34</sup> wired; Mopar Accessory available at dealer; requires 8.4-inch or 12-inch radio, Auxiliary Camera Prep and H1 Group; single-camera compatibility; not available with CHMSL Camera without Surround-View Camera System <sup>34</sup> )	–	0	0	0	0	0	0
FEATURES, SAFETY & SECURITY							
BLIND SPOT MONITORING <sup>34</sup> WITH REAR CROSS-PATH DETECTION <sup>34</sup> (included with Safety Group, P1 Group on Laramie, R1 Group on Laramie Longhorn, Surround-View Camera System <sup>34</sup> and Towing Technology Group)	XAN	P	Q/P	Q/P	Q/P	Q/P	•
FULL-SPEED FORWARD COLLISION WARNING PLUS <sup>35</sup> – With Auto Emergency Braking (included with Safety and M1 Groups)	LSU	P	P	P	P	P	P
TRAILER REVERSE GUIDANCE <sup>34</sup> (included with Surround-View Camera System <sup>34</sup> )	XPU	P	P	P	P	P	P
ADAPTIVE CRUISE CONTROL WITH STOP <sup>36</sup> (included with Safety and M1 Groups)	NH3	P	P	P	P	P	P
HILL DESCENT CONTROL (included with Off-Road Group)	BNH	P	P	•	P	P	P
BACK-UP ALARM <sup>38</sup> – Audible alarm when vehicle is in Reverse	XAW	0	0	0	0	0	0
DOT SAFETY KIT (included with Max Tow Package)	ACL	Q/P	Q/P	0	Q/P	Q/P	Q/P
PARKING SENSORS – ParkSense® Rear Park Assist <sup>38</sup>	XAA	0	0	–	–	–	–
– ParkSense Front and Rear Park Assist <sup>38</sup> (included with H2 Group)	XAG	–	Q/P	•	•	•	•
RESTRAINTS – Front, height-adjustable three-point seat belts (outboard positions only)	CGD	•	•	•	•	•	•
LATCH – Child Seat Anchor System	CGU	•	•	•	•	•	•
LANESENSE® LANE DEPARTURE WARNING PLUS <sup>37</sup> – Includes Adaptive Steering System (included with Safety or M1 Groups)	LAS	P	P	P	P	P	P
SECURITY – Sentry Key® Theft Deterrent System - Engine immobilizer	GXX	•	•	•	•	•	•
– Security alarm <sup>35</sup> (included with H2 and X2 Groups)	LSA	–	Q/P	Q/P	•	•	•
TIRE PRESSURE MONITOR – Tire Pressure Monitoring System (TPMS), cluster display (2500 only)	XGM	•	•	•	•	•	•
– Tire Pressure Information system, cluster display (3500 only)	XBT	•	•	•	•	•	•
– Selectable Tire-Fill Alert (STFA) (included with 8.4-inch or 12-inch radios)	LA5	P	P	P	•	•	•
– Tire-Fill Alert	LAW	•	•	•	•	•	•
TRAILER BRAKE CONTROLLER – Electronic trailer brake controller (ITBM; included with Max Tow Package)	XHC	Q/P	•	•	•	•	•

• = Standard. 0 = Optional. P = Part of Package. – = Not Available.

2020 RAM 2500/3500 HEAVY DUTY


CPOS						
EQUIPMENT GROUPS						
TRADESMAN LEVEL 1 EQUIPMENT GROUP (L1) – Includes overhead console, incandescent lighting, one-touch down power windows, speed-sensitive power door locks, premium vinyl door trim, 6 x 9-inch power / heated mirrors (Black; 2500), trailer-tow mirrors, power / heated / puddle / turn / manual-folding mirrors (Black; 3500) and Remote Keyless Entry	A61	0	–	–	–	–
TRADESMAN LEVEL 2 EQUIPMENT GROUP (L2) – Includes L1 Group on Regular Cab models, *V9 cloth seats, carpet floor covering, front (Regular Cab) and rear (Crew Cab) carpeted floor mats, manual-sliding rear window (Regular Cab only), power-sliding rear window (Crew Cab), rear window defroster (Crew Cab only) and SiriusXM® Radio <sup>2</sup>	A6B	0	–	–	–	–
BIG HORN / LONE STAR <sup>2E</sup> LEVEL 1 EQUIPMENT GROUP (H1) – Includes 18-inch polished cast aluminum wheels (single rear wheel only), halogen fog lamps, Black power / heated / puddle / turn / power-folding exterior mirrors, *M9 premium cloth seats, Uconnect® 8.4-inch touchscreen display (AM / FM / SAT / Bluetooth®), SiriusXM Radio <sup>2</sup> , leather-wrapped steering wheel with audio controls, cluster display, 3.5-inch Driver Information Display, color, interior mirror, rearview, auto-dimming, visor, driver and passenger side, with illuminated vanity mirror, Universal Garage Door Opener (UGDO) in visor, switchable dome lamp, footwell lighting, upper closed glove box with painted door and Big Horn / Lone Star <sup>2E</sup> badge, lighting, glove boxes, power-adjustable pedals, storage, rear in-floor boxes (Crew Cab only), fold-flat load floor (Crew Cab only), manual-sliding rear window (Regular Cab only) and foam bottle inserts (driver front door only)	A62	–	0	–	–	–
BIG HORN / LONE STAR <sup>2E</sup> LEVEL 2 EQUIPMENT GROUP (H2) – Includes H1 Group, Blind Spot Monitoring <sup>21</sup> with Rear Cross-Path Detection <sup>24</sup> , premium LED taillamps, 7-inch Driver Information Display, color cluster display, key fob-activated Remote Start System <sup>2</sup> , security alarm <sup>25</sup> , ParkSense® Front and Rear Park Assist System <sup>18</sup> (six rear sensors with dual rear wheel), heated front seats, heated steering wheel, Dual-Zone Automatic Temperature Control (not available with Regular Cab), power-sliding rear window (Crew Cab and Mega Cab® only), rear window defroster (Crew Cab and Mega Cab only), dual remote USB ports (charging-only; not available with Regular Cab), 115-volt, 400-watt AC power outlets (front, rear; rear not available with Regular Cab) and damped tailgate	A63	–	0	–	–	–
POWER WAGON LEVEL 1 EQUIPMENT GROUP (X1) – Includes key fob-activated Remote Start System <sup>2</sup> , power-adjustable pedals, perforated leather steering wheel with audio controls / Gray stitching / heat, heated front seats, storage, rear in-floor boxes (Crew Cab only), UGDO in visor, driver- and passenger-side, with illuminated vanity mirror, foam bottle inserts (driver front door only) and power-release tailgate	A64	–	–	0	–	–
POWER WAGON LEVEL 2 EQUIPMENT GROUP (X2) – Includes X1 Group, body-color door and tailgate handles, *ZL leather-trimmed seats, premium audio (nine speakers and one subwoofer), power / heated / puddle / turn / memory / power-folding / power-convex / trailer spotter light (Black), trailer-tow mirrors, power-adjustable pedals with memory, memory for radio / driver seat / mirrors / pedals, Auto High-Beam Headlamp Control, rain-sensitive windshield wipers, LED interior accent lighting, Dual-Zone Automatic Temperature Control, remote proximity (passive) keyless entry, dual-remote USB ports (charging-only), 115-volt, 400-watt AC power outlet (rear) and security alarm <sup>25</sup>	A65	–	–	0	–	–
LARAMIE LEVEL 1 EQUIPMENT GROUP (P1) – Includes Auto High-Beam Headlamp Control, rain-sensitive windshield wipers, power-release tailgate, storage, rear in-floor boxes (Crew Cab only), foam bottle inserts (front doors only), ventilated outboard seating positions (three adjustment levels), memory for radio / driver seat / mirrors / pedals, power-adjustable pedals, and Blind Spot Monitoring <sup>21</sup> with Rear Cross-Path Detection <sup>24</sup>	A66	–	–	–	0	–
LARAMIE LEVEL 2 EQUIPMENT GROUP (P2) – Includes P1 Group, heated rear seat (with three adjustment levels), dual-remote USB ports (charging-only), wireless charging pad (with bucket seats only), Uconnect 8.4-inch touchscreen display (AM / FM / SAT / Bluetooth / NAV / Voice Command) and premium 17-speaker Surround Sound system	A67	–	–	–	0	–
LARAMIE LONGHORN LEVEL 1 EQUIPMENT GROUP (R1) – Includes Blind Spot Monitoring <sup>21</sup> with Rear Cross-Path Detection <sup>24</sup> , Uconnect 12-inch touchscreen display with AM / FM / Bluetooth / SiriusXM Radio <sup>2</sup> / NAV / HD / Cell, premium 17-speaker Surround Sound system, wireless charging pad and power running boards	A68	–	–	–	–	0
LIMITED LEVEL 1 EQUIPMENT GROUP (M1) – Includes LaneSense Lane Departure Warning Plus <sup>27</sup> , Surround-View Camera System <sup>24</sup> , Full-Speed Forward Collision Warning Plus with Auto Emergency Braking <sup>18</sup> , Adaptive Cruise Control with Stop <sup>18</sup> , premium 17-speaker Surround Sound system and Trailer Reverse Guidance <sup>24</sup> (included with Surround-View Camera System <sup>24</sup> )	A69	–	–	–	–	0
APPEARANCE PACKAGES						
SPORT APPEARANCE PACKAGE – Includes monotone paint, body-color door handles, body-color front and rear bumpers, upper header / lower appliqué painted in body-color, interior, Black with Black headliner, Black interior accents (Piano Silverline instrument panel, door and console trim on Laramie only), ParkSense Front and Rear Park Assist <sup>18</sup> (six rear sensors with dual rear wheel (DRW); Big Horn / Lone Star <sup>2E</sup> only; standard on Laramie), and 17-inch polished aluminum wheels (Big Horn / Lone Star <sup>2E</sup> DRW only)	A6F	–	0	–	0	–
NIGHT EDITION – Includes Sport Appearance Package, tow hooks, 20-inch Black wheels (single rear wheel only), LT285 / 60R20E OWL Firestone™ Transforce AT On- / Off-Road tires (SRW only), Black mirrors, Black headlamp bezel, Black taillamp bezel, body-color grille, Black badges and ParkSense Front and Rear Park Assist <sup>18</sup>	ASH	–	0	–	0	–
BLACK APPEARANCE PACKAGE – Includes Black door handles, Black tow hooks, Black mirrors, Black badges, Black-bezel headlamps and taillamps, Black grille surround, Black bumpers, Gray grille inserts and Black-painted aluminum wheels	ALC	–	–	–	–	0
CHROME APPEARANCE GROUP (TRADESMAN) – Includes chrome front and rear bumpers, chrome upper header / lower appliqué, Tradesman grille with chrome nostrils, 18 x 8-inch steel chrome-clad wheels (SRW), and 17 x 8-inch steel wheels with chrome finish (DRW)	AMP	0	–	–	–	–
CHROME APPEARANCE GROUP (LARAMIE) – Includes flat wheel-to-wheel side steps, chrome belt molding and chrome tow hooks	AMP	–	–	–	0	–
BODY-COLOR BUMPER GROUP – Includes front and rear bumpers painted body-color (not available with two-tone paint)	ALN	–	–	–	0	0

2020 RAM 2500/3500 HEAVY DUTY

CPOS						
OPTION GROUPS						
BED UTILITY GROUP – Includes pickup box lighting, spray-in bedliner and rear, deployable bed step (optional on L1, H1, X1, P1 and R1 Groups)	ANT	0	0	0	0	–
HEATED SEATS AND WHEEL GROUP – Includes heated front seats and heated leather-wrapped steering wheel	AGF	–	0	–	–	–
COLD WEATHER GROUP – Includes engine block heater and winter front grille cover (diesel engines only)	ADE	0	0	–	0	0
DUAL REAR WHEEL GROUP – Includes rear wheelhouse liners, cab-mounted LED clearance lamps, and box- and rear-fender-mounted LED clearance lamps (3500 only; included with Max Tow Package)	WLA	0/P	0/P	–	0/P	0/P
FIFTH-WHEEL / GOOSENECK PREP GROUP – Includes bed-mounted 7-pin connector, or 7-12-pin connector if equipped with Auxiliary Camera Prep Group, mounting holes for fifth-wheel hitch and gooseneck ball, and mounting hole covers (included with Max Tow Package)	AHU	0/P	0/P	–	0/P	0/P
MAX TOW PACKAGE – Includes 30K fifth-wheel hitch, Auto-Level Rear Air Suspension, Fifth-Wheel / Gooseneck Prep Group, Cargo-View Camera <sup>24</sup> , Trailer Brake Controller, daytime running lamps and DOT Safety Kit (3500 only; requires 6.7L Cummins® High Output diesel engine with AISIN® 6-speed transmission, 4.10 axle ratio and dual rear wheels)	AJL	0	0	–	0	0
OFF-ROAD GROUP – Includes front / rear Bilstein® shocks, transfer case skid plate, tow hooks, Hill Descent Control, All-Terrain tires and off-road decal (2500 4x4 only)	ARC	0	0	–	0	0
PREMIUM LIGHTING GROUP – Includes LED headlamps, LED taillamps and LED fog lamps	AD6	–	0	–	–	–
PROTECTION GROUP – Includes tow hooks and transfer case skid plate (4x4 only)	ADB	0	0	–	0	0
POWER WAGON PACKAGE – Includes Ram Articulate <sup>®</sup> front suspension, front / rear Bilstein shocks, Hill Descent Control, Tru-Lok <sup>®</sup> front and rear axles, 4.10 axle ratio, tow hooks, fuel tank skid plate, transfer case skid plate, front electric winch, Black wheel flares, fog lamps, chrome front and rear bumpers, front disconnecting stabilizer bar, 17-inch aluminum Power Wagon wheel, LT285 / 70R17 OWL Goodyears Wrangler DuraTrac <sup>®</sup> All-Terrain tires and rear wheel-well liners (2500: gas engine; Crew Cab: 4x4 only)	ACE	0	–	–	–	–
RAMBOX <sup>®</sup> UTILITY GROUP – Includes stowable bed divider and upper cargo rail system (optional with RamBox System on L2, H1, X1, P1 and R1 Groups)	AM8	0	0	0	0	0
SNOW PLOW PREP GROUP – Includes 220-amp alternator and transfer case skid plate (4x4 only)	AHD	0	0	–	0	0
SNOW CHIEF GROUP – Includes 220-amp alternator, antispin rear differential, instrument panel-mounted auxiliary switches, LED clearance lamps, LT275 / 70R18E OWL On- / Off-Road tires (if 18-inch wheels) and transfer case skid plate (not available with 4x2, DRW models and Night Edition)	AD2	0	0	–	0	0
SAFETY GROUP – Includes LaneSense Lane Departure Warning Plus <sup>27</sup> , Blind Spot Monitoring <sup>21</sup> with Rear Cross-Path Detection <sup>24</sup> , mid-level LED headlamps (Tradesman and Big Horn / Lone Star <sup>2E</sup> ), premium taillamps (Tradesman and Big Horn / Lone Star <sup>2E</sup> ), premium LED fog lamps (Tradesman and Big Horn / Lone Star <sup>2E</sup> ), rain-sensitive windshield wipers, Auto High-Beam Headlamp Control, Full-Speed Forward Collision Warning Plus with Auto Emergency Braking <sup>18</sup> and Adaptive Cruise Control with Stop <sup>18</sup> (requires L1 Group and Trailer Brake Controller (XHC) on Tradesman)	AAU	0	0	0	0	0
TECH PACKAGE (late availability) – Includes Cargo-View Camera <sup>24</sup> , LED headlamps, taillamps and fog lamps, premium 9-speaker audio system with subwoofer, Uconnect 4C system with 12-inch display and Surround-View Camera System <sup>24</sup> with Trailer Reverse Guidance <sup>24</sup> (requires Level 2 Equipment Group; not available on Regular Cab)	AA2	–	0	–	–	–
TOWING TECHNOLOGY GROUP – Includes Surround-View Camera System <sup>24</sup> , Cargo-View Camera <sup>24</sup> with Dynamic Grid Lines, Trailer Reverse Guidance <sup>24</sup> , trailer-tow mirror with trailer spot lamp, and Blind Spot Monitoring <sup>21</sup> with Rear Cross-Path Detection <sup>24</sup> (requires 8.4-inch or 12-inch radio; requires L1, H1, X1, P1 and R1 Groups)	AAN	0	0	0	0	0

\* = Standard.    0 = Optional.    P = Part of Package.    – = Not Available.



A white Ram truck is shown from a front-three-quarter view, driving on a paved road. It is towing a flatbed trailer that carries a yellow excavator. The excavator's arm is raised. The background consists of a dense line of trees. The truck's headlights are on, and the scene is lit with warm, golden light, suggesting late afternoon or early morning.

**PURE CAPABILITY**  
*AT YOUR SERVICE.*



RAM 2500/3500 PICKUP TOWING AND PAYLOAD

2500 TOWING SPECIFICATIONS <sup>27</sup> – SAE J2807 STANDARD COMPLIANT									
Maximum towing capacities			REGULAR CAB		CREW CAB				MEGA CAB®
			8' BOX		6' 4" BOX		8' BOX		6' 4" BOX
POWERTRAIN	AXLE RATIO	GCWR <sup>6</sup>	4x2	4x4	4x2	4x4	4x2	4x4	4x4
6.4L HEMI® V8 / 8HP75 8-SPEED	3.73	21,500	15,040	14,720	14,690	14,380	14,550	14,190	13,970
	4.10	18,000				10,580			
	4.10	24,000	17,540	17,220	17,190	16,880	17,050	16,690	16,460
6.7L CUMMINS® TURBO DIESEL I-6 / 68RFE 6-SPEED	3.73	27,000	19,680	19,330	19,310	19,020	19,150		
	3.73	25,525						17,350	
	3.73	25,265							15,690

3500 TOWING SPECIFICATIONS <sup>27</sup> – SAE J2807 STANDARD COMPLIANT													
Maximum towing capacities			REGULAR CAB				CREW CAB				MEGA CAB		
			8' BOX		8' BOX DRW		6' 4" BOX		8' BOX		8' BOX DRW		6' 4" BOX DRW
POWERTRAIN	AXLE RATIO	GCWR <sup>6</sup>	4x2	4x4	4x2	4x4	4x2	4x4	4x2	4x4	4x2	4x4	4x4
6.4L HEMI V8 / 68RFE 6-SPEED	3.73	21,500	14,970	14,630	14,710	14,290	14,440	14,270	14,450	14,070	14,080	13,730	13,970
	4.10	24,000	17,470	17,130			16,940	16,770	16,950	16,570			16,470
	4.10	25,000			18,210	17,790					17,580	17,230	17,160
6.7L CUMMINS TURBO DIESEL I-6 / 68RFE 6-SPEED	3.73	28,300	21,010	20,580	20,670	20,230	20,570	20,220	20,430	20,020	20,010	19,680	19,820
	4.10	30,300			22,670	22,230					22,010	21,680	21,500
	3.73	32,240					24,180						
6.7L CUMMINS HIGH OUTPUT TURBO DIESEL I-6 / AISIN® 6-SPEED	3.73	32,580						23,660					
	3.73	32,710											24,090
	3.73	33,610							25,090				
	3.73	33,670							25,580				
	3.73	34,540		26,050									
	3.73	34,630	26,860										
	3.73	41,600			33,700	33,260					33,080	32,720	32,530
	4.10	43,000			35,100	34,660					34,480	34,110	32,880

Notes regarding the charts above: DRW = Dual Rear Wheel. Weights given in lb. Numbers in **black boxes** reflect the maximum of that class. Payload and Max Trailer Weights are ESTIMATED values and rounded to the nearest 10 lb. Payload = GVWR - Base Weight. Payload and Trailer Weight Rating are mutually exclusive. GAWRs, GVWRs and GCWRs should never be exceeded. Trailer Weight Rating and Tow Vehicle Trailing Weight are calculated as specified in SAE J2807. Passenger Weight = 300 lb. Options Weight = 100 lb. Trailing Equipment Weight: 75 lb for conventional hitch, 70 lb for gooseneck and 250 lb for fifth wheel. Tongue weight: 10 percent of the gross trailer weight for conventional hitch, 15 percent of the gross trailer weight for a fifth-wheel or gooseneck hitch. Payload and GAWR should never be exceeded and must account for all of the above weights, including the appropriate trailering equipment and tongue weight. Box-Off Body Completion Weight = 80 lb per foot from end of cab to end of frame. The maximum tongue weight for Class V (hitch receiver) is limited to 1,800 lb. A fifth-wheel or gooseneck hitch is required for trailers over 18,000 lb. The 13,800-lb GVWR stated for Regular Cab, 4x2, 6.4L V8 with 4.10 axle ratio applies to Tradesman® and ST packages only. For all other configurations (Regular Cab, 4x2, 6.4L V8 with 4.10 axle ratio), the GVWR is 13,700 lb.

2500 PAYLOAD SPECIFICATIONS <sup>27</sup>								
Maximum payload capacities		REGULAR CAB		CREW CAB				MEGA CAB
		8' BOX		6' 4" BOX		8' BOX		6' 4" BOX
POWERTRAIN	GVWR <sup>6</sup>	4x2	4x4	4x2	4x4	4x2	4x4	4x4
6.4L HEMI V8 / 8HP75 8-SPEED	8,565				1,620			
	10,000	4,010	3,690	3,660	3,350	3,520	3,160	2,940
6.7L CUMMINS TURBO DIESEL I-6 / 68RFE 6-SPEED	10,000	3,160	2,810	2,770	2,490	2,630	2,300	2,040

3500 PAYLOAD SPECIFICATIONS <sup>27</sup>													
Maximum payload capacities		REGULAR CAB				CREW CAB				MEGA CAB			
		8' BOX		8' BOX DRW		6' 4" BOX		8' BOX		8' BOX DRW		6' 4" BOX	6' 4" BOX DRW
POWERTRAIN	GVWR <sup>6</sup>	4x2	4x4	4x2	4x4	4x2	4x4	4x2	4x4	4x2	4x4	4x4	4x4
6.4L HEMI V8 / 8HP75 8-SPEED	10,700	4,640				4,110							
	11,000		4,600				4,240						
	11,100							4,520					
	11,400								4,440			4,340	
	14,000			7,680	7,260					7,050	6,700		6,630
6.7L CUMMINS TURBO DIESEL I-6 / 68RFE 6-SPEED	11,500	4,680				4,240							
	11,800		4,550				4,190						
	12,000							4,600					
	12,300								4,490			4,290	
	14,000			6,840	6,400					6,180	5,850		5,670
6.7L CUMMINS HIGH OUTPUT TURBO DIESEL I-6 / AISIN 6-SPEED	11,500	4,500				4,100							
	11,800		4,380				4,020						
	12,000							4,450					
	12,300								4,320			4,150	
	14,000			6,570	6,130					5,950	5,590		5,400

Notes regarding the charts above: DRW = Dual Rear Wheel. Weights given in lb. Numbers in **black boxes** reflect the maximum of that class. Weights are ESTIMATED values rounded to the nearest 10 lb. Payload = GVWR - Base Weight. Payload and Trailer Weight Rating are mutually exclusive. GAWRs, GVWRs and GCWRs should never be exceeded. 3500 Regular Cab, 4x2, 6.4L V8 with 4.10 axle ratio, GVWR of 13,800 lb applies to Tradesman Package only. For all other price classes for this configuration (Regular Cab, 4x2, 6.4L V8 with 4.10 axle ratio), GVWR is 13,700 lb.

# RAM 1500

MOST AWARDED LIGHT-DUTY TRUCK IN AMERICA<sup>36</sup>



## BEST-IN-CLASS FEATURES

- Standard **V6 horsepower—305 hp**, with the **3.6L eTorque V6<sup>37</sup>**
- Standard **V6 fuel economy<sup>38</sup>**
- Diesel torque—**480 lb-ft<sup>37</sup>**
- Diesel towing—**up to 12,560 lb<sup>37</sup>**
- Available **V8 4x4 fuel economy<sup>39</sup>**

## LARGEST-IN-CLASS

- Largest brakes in its class<sup>37</sup>

## MOST-IN-CLASS

- Most luxurious truck in its class<sup>40</sup>

## CLASS-EXCLUSIVE FEATURES

- Active Air Dam<sup>37</sup>
- Available **AllSecure® Central Locking System<sup>37</sup>**
- Available **12-inch Touchscreen Media Center<sup>37</sup>**
- Available **Reclining Rear Seat<sup>30,41</sup>**
- Available **Rear-Seat Ventilation<sup>41</sup>**
- Available **Reconfigurable Center Console<sup>37</sup>**
- Available **In-floor Storage<sup>42</sup>**
- Standard **Link Coil Rear Suspension** and available **Active-Level™ Four-Corner Air Suspension System<sup>37</sup>**
- Available **RamBox® Cargo Management System<sup>37</sup>**

## HIGHLIGHTS AT A GLANCE

- Available **UCONNECT® 4C NAV WITH 12-INCH DISPLAY**
  - Largest available **reconfigurable touchscreen** in its class (12-inch)<sup>37</sup>
  - Split-screen** capability
  - Navigation** with **3D city models** and **terrain maps**
  - Available **Uconnect + SiriusXM Guardian™<sup>23</sup>**
  - Available **SiriusXM® Radio<sup>20</sup>** with 1-year trial
  - Available **SiriusXM Traffic Plus<sup>20</sup>** and **SiriusXM Travel Link<sup>20,22</sup>** with 5-year trial
  - Available **WiFi Hotspot** with **4G LTE cellular connectivity<sup>19</sup>**
- Available **SIRIUSXM 360L<sup>20</sup>**
  - Over **5,000 hours** of on-demand content
  - Voice search**
- Available **PREMIUM HARMAN KARDON® 19-SPEAKER AUDIO SYSTEM**
  - Active Noise Cancellation (ANC)**
  - 19 premium speakers**—highest number of speakers in its class<sup>37</sup>
  - Digital Signal Processing (DSP)** for 360° Surround Sound audio experience
- Available **ACTIVE-LEVEL FOUR-CORNER AIR SUSPENSION**
  - Automatic four-corner load leveling** and the “ride on air” comfort
- Available **MULTIFUNCTION TAILGATE**
  - Conventional tailgate operation joins **60/40 split swing-away doors** (requires spray-in bedliner)

## POWERTRAINS



### AVAILABLE NEW 3.0L ECODIESEL V6

- 260 hp @ 3,600 rpm
- BEST-IN-CLASS** diesel torque—480 lb-ft<sup>37</sup>
- BEST-IN-CLASS** diesel towing capacity—up to 12,560 lb<sup>37</sup>
- New-generation water-cooled turbocharger
- Redesigned cylinder head intake ports improve swirl and flow
- Compression ratio is optimized to 16.0:1



### AVAILABLE 5.7L HEMI® V8 WITH eTORQUE

- 395 hp/410 lb-ft of torque
- Up to 130 lb-ft of supplemental torque boost from eTorque
- eTorque mild-hybrid system—belt starter-generator system** enabling seamless start-stop capability
- Fuel Saver Technology** deactivates four cylinders when less power is needed
- Interactive Deceleration Fuel Shut-Off (iDFS0)** for added fuel savings
- 12,750-lb maximum towing<sup>27</sup>** (with Max Tow Package, only available on 5.7L eTorque Quad Cab® 4x2, 10-inch axle with 3.92 ratio)
- 8HP75 (GEN 2) TorqueFlite® 8-speed automatic**



### AVAILABLE 5.7L HEMI V8 WITH MULTI-DISPLACEMENT SYSTEM (MDS)/ FUEL SAVER TECHNOLOGY

- 395 hp/410 lb-ft of torque
- Variable Cam Timing (VCT)** with dual-independent cam phasing
- Fuel Saver Technology** deactivates four cylinders when less power is needed
- iDFS0** for added fuel savings
- 8HP75 (GEN 2) TorqueFlite 8-speed automatic**

POWERTRAINS continued



3.6L DOHC PENTASTAR® V6 WITH eTORQUE

- 305 hp/269 lb-ft of torque—with high torque available across a broad rpm range
- Up to 90 lb-ft of supplemental torque boost from eTorque
- 2,300-lb maximum payload<sup>27</sup> (Quad Cab® 4x2)
- Optimum efficiency achieved in part by eTorque belt starter-generator system, which enables seamless start-stop capability
- 850RE (GEN 2) TorqueFlite® 8-speed automatic

850RE/8HP75 TORQUEFLITE®  
8-SPEED AUTOMATIC TRANSMISSIONS

- Two transmissions, with each application based on the specific engine
- Identical gear ratios used in both the 850RE and 8HP75 transmissions
- Unique electronic controls, plus a new hydraulic impulse oil storage element, to better support the start-stop system
- Automatic shifting attuned to performance requirements to meet virtually every driving demand
- Maximized efficiency by operating at lower engine rpm—applicable to both city and highway driving

WHEELS



18-inch Steel Painted  
Standard on Tradesman®  
(WBF)



18-inch Aluminum Painted  
Standard on  
Big Horn®/Lone Star<sup>32</sup>  
Included with Max Tow Package  
on Tradesman and Laramie®  
Included with  
Chrome Appearance Group or  
Sport Appearance Package  
on Tradesman  
(WBB)



18-inch Aluminum  
Painted/Polished  
Black Finish  
Standard on Rebel®  
(WBT)



18-inch Gloss Black-  
Painted Aluminum  
Included with  
Black Appearance Package  
on Rebel  
(WBS)



18-inch Painted Aluminum  
Standard on Laramie®  
(WBC)



20-inch Polished/  
Painted Aluminum  
Optional with Sport  
Appearance Package or  
Night Edition on Tradesman®  
(WRF)



20-inch Aluminum  
Chrome-Clad  
Optional on  
Big Horn®/Lone Star<sup>32</sup>  
(WRK)



20-inch Aluminum  
Painted Black  
Included with Night Edition on  
Tradesman and with  
Black Appearance Package  
or Night Edition if equipped  
with Off-Road Group on  
Laramie and Limited  
(WRW)



20-inch Aluminum  
Premium Chrome-Clad  
Standard on HFE  
Optional on  
Big Horn/Lone Star<sup>32</sup>  
(WRD)



20-inch Black-  
Painted Aluminum  
Included with Night Edition on  
Big Horn/Lone Star<sup>32</sup>  
(WRP)



20-inch Aluminum  
Premium Painted/Polished  
Optional on Laramie  
(WRB)



20-inch Aluminum Premium  
Painted/Polished/Inserts  
Included with Sport  
Appearance Package  
on Laramie  
(WRJ)



20-inch Aluminum Premium  
Gray-Painted/Polished  
Standard on  
Laramie Longhorn®  
with Monotone Paint  
(WRU)



20-inch Aluminum Premium  
Brown-Painted/Polished  
Included with Two-Tone  
Paint on Laramie Longhorn  
(WRC)



20-inch Polished Aluminum  
with Inserts  
Standard on Limited  
(WRR)



22-inch Aluminum  
Polished/Premium Paint  
Optional on Laramie with  
Sport Appearance Package  
(WPM)



22-inch Black-  
Painted Aluminum  
Included with Night Edition  
on Laramie  
(WPH)



22-inch Aluminum  
Premium Paint  
Optional on Monotone  
Laramie Longhorn or Limited  
(WPZ)



22-inch Polished Aluminum  
with Brown-Painted Accents  
Optional on Laramie Longhorn  
with Two-Tone Paint  
(WPF)



22-inch Black-Painted  
Aluminum  
Included with  
Black Appearance Package  
on Limited  
(WPG)





2020 RAM 1500

CPOS										
ENGINES / TRANSMISSIONS										
3.6L Pentastar® V6 with eTorque / 8-speed automatic	ERG/DF	•	•	•	•	•	•			
5.7L HEMI® V8 / 8-speed automatic	EZH/DFR	0	–	0	0	0	0	0		
5.7L HEMI V8 with eTorque / 8-speed automatic	EZL/DFV	0	–	0	0	0	0	0		
3.0L EcoDiesel V6 / 8-speed automatic	EXH/DFV	0	–	0	0	0	0	0		
BODY MODEL – Quad Cab® 6' 4" box - 140.5-inch wheelbase (on Rebel models, only available as 4x4)	41	•	•	•	•	•	•	•		
– Crew Cab 5' 7" box	98	0	–	0	0	0	•	•		
– Crew Cab 6' 4" box	91	0	–	0	–	0	0	0		
DRIVE SYSTEM – 4x2	1	•	•	•	•	•	•	•		
– 4x4	6	0	–	0	0	0	0	0		
MECHANICAL FEATURES										
ALTERNATORS – 180-amp (included with 5.7L HEMI V8)	BA0	P	–	P	–	–	–	–		
– 220-amp (included with 5.7L HEMI V8 if equipped with 400-watt inverter or RamBox® System)	BAJ	P	–	P	P	P	P	P		
– 250-amp (included with 3.0L EcoDiesel V6)	BA7	P	–	P	P	P	P	P		
REAR AXLE – 3.21 ratio	DMC	•	•	•	•	•	•	•		
– 3.55 ratio	DMD	/O	–	0	–	0	0	0		
– 3.92 ratio (included with Max Tow Package)	DMH	O/P	–	O/P	•	O/P	0	0		
– Electronic locking differential - Available only on 3.92 axle ratio (included with Off-Road Group)	DSH	O/P	–	O/P	•	O/P	O/P	O/P		
– Antispin differential	DSA	0	–	0	–	0	0	0		
BATTERY – 730-amp	BCN	•	•	•	•	•	•	•		
– 800-amp (included with 3.0L EcoDiesel V6)	BCF	P	–	P	P	P	P	P		
ENGINE COOLING – Standard (included with 3.6L Pentastar V6)	NMB	•	•	•	•	•	•	•		
– Heavy-duty (included with 5.7L HEMI V8 or 3.0L EcoDiesel V6)	NMC	P	–	P	P	P	P	P		
FUEL FILL – Capless with secondary seal	XJM	•	•	•	•	•	•	•		
FUEL TANK – 26-gallon (included with 5.7L HEMI V8 or 3.0L EcoDiesel V6 on Quad Cab models)	NFW	/P	–	/P	/P	/P	•	•		
– 23-gallon (included with HFE models; standard with 3.6L Pentastar V6 Quad Cab; not available with 3.6L Pentastar V6 Crew Cab; included with 5.7L HEMI V8 with eTorque 4x4 Crew Cab short box on Tradesman, Big Horn / Lone Star® Rebel and Laramie)	NF5	/P	•	/P	/P	/P	–	–		
– 26-gallon (optional with H2, X2 and P2 Equipment Packages on 5.7L HEMI V8 with eTorque 4x4 Crew Cab short box on Big Horn / Lone Star® Rebel and Laramie)	NG9	–	–	0	0	0	–	–		
– 33-gallon (optional with H1, H2, X1, X2, P1 and P2 Equipment Packages)	NFF	0	–	0	0	0	0	0		
GRILLE SHUTTERS – Active	MOX	•	•	•	•	•	•	•		
SHOCK ABSORBERS – Front, heavy-duty	SFB	•	•	•	–	•	•	•		
– Off-road (included with Off-Road Group or North Edition)	SFD	P	–	P	–	P	P	P		
– Bilstein® shocks	SFC	–	–	–	–	–	–	–		
– Rear, heavy-duty	SGB	•	•	•	–	•	•	•		
– Off-road (included with Off-Road Group or North Edition)	SGD	P	–	P	–	P	P	P		
– Bilstein shocks	SGC	–	–	–	–	–	–	–		
STEERING – Electronic power (rack and pinion)	SBL	•	•	•	•	•	•	•		
SUSPENSION – Front, upper and lower A-arms, coil springs, twin-tube shocks	–	•	•	•	•	•	•	•		
– Rear, five-link, coil springs, twin-tube shocks	–	•	•	•	•	•	•	•		
– Active-Level™ Four-Corner Air Suspension System (optional with L1, H1, H2, X1, X2, P1 and P2 Equipment Packages; optional on Rebel 4x4 Crew Cab with X1 and X2 Equipment Packages with 5.7L HEMI V8 only)	SER	0	–	0	0	0	0	•		
TRANSFER CASE (4x4 only) – Electronic part-time	DH9	•	–	•	–	•	–	•		
– Electronic on-demand	DH8	–	–	•	•	•	•	•		
EXTERIOR FEATURES										
AIR DAM – Fixed	MXA	•	•	•	•	•	•	•		
– Active (not available with air suspension)	MXB	•	•	•	•	•	•	•		
ANTENNA – Shark-fin (AM / FM / SXM® / GPS)	RD3/JLP	•	•	•	•	•	•	•		
BED RAIL CAPS – Black	–	•	•	•	•	•	•	•		
BEDLINER – Spray-in (included with Tradesman Group or Bed Utility Group)	XMf	P	–	P	0	P	•	•		
– Spray-in Delete	XM9	–	–	–	–	0	0			
BODYSIDE MOLDINGS – Chrome	MJ8	–	•	•	•	•	•	•		
DAYLIGHT OPENING MOLDINGS – Black	–	•	•	•	•	•	•	•		
– Chrome (included with Chrome Appearance Group on Laramie)	MMF	–	–	–	–	P	•	•		
BUMPERS – Front, Black	MB1	•	•	•	•	•	•	•		
– Chrome (included with Chrome Appearance Group)	MCT	P	•	•	•	•	•	•		
– Black powder-coated	MCS	–	–	•	•	•	•	•		
– Painted lower accent-color (included with two-tone paint)	MBU	–	–	–	–	P	P	•		
– Painted body-color (included with Sport and Black Appearance Packages, Night Edition and North Edition)	MBP	P	–	P	–	P	P	P		
– Rear, Black	MBN	•	•	•	•	•	•	•		
– Chrome (included with Chrome Appearance Group)	MBF	P	•	•	•	•	•	•		

2020 RAM 1500

CPOS										
EXTERIOR FEATURES (continued)										
– Rugged Black finish	MB5	–	–	•	•	•	–	–		
– Painted body-color (included with Sport and Black Appearance Packages, Night Edition and North Edition)	MBQ	P	–	P	–	P	P	P		
– Painted lower accent-color (included with two-tone paint)	MBV	–	–	–	–	–	P	P	–	
DOOR HANDLES – Black	MNA	•	•	•	•	•	•	•	–	
– Body-color with chrome insert	MNE	–	•	•	•	•	•	•	•	
– Body-color (included with Sport and Black Appearance Packages, Night Edition and North Edition)	MNK	–	–	P	•	P	–	P		
EXHAUST – Single	–	•	•	•	•	•	•	•	•	
– Dual, bright tip (included with 5.7L HEMI V8 or 3.0L EcoDiesel V6; not available with dual Black tip exhaust)	NEP	–	–	P	–	P	P	P		
– Dual, Black tip (included with 5.7L HEMI V8 or 3.0L EcoDiesel V6 on Black Appearance Package or Night Edition; included with 5.7L HEMI V8 or 3.0L EcoDiesel V6 on Rebel models)	NCR	P	–	P	P	P	P	P		
FOG LAMPS – Incandescent (included with Sport Appearance Package or Night Edition)	LNJ	P	–	•	•	•	•	•	–	
– LED (included with Premium Lighting Group)	LNV	–	–	P	•	•	•	•	•	
GLASS – Tinted windows	GAC	•	•	•	•	•	•	•	•	
– Privacy glass / deep-tint sunscreen (rear door)	GEG	•	•	•	•	•	•	•	•	
– Acoustic laminated glass (front door)	GAQ	•	•	•	•	•	•	•	•	
GRILLE – Black-surround, Black insert with chrome Ram letters	–	•	•	•	•	•	•	•	•	
– Chrome-surround, Black insert with chrome Ram letters (included with Chrome Appearance Group)	–	P	•	•	•	•	•	•	•	
– Chrome-surround, Black billet insert with chrome Ram letters	–	–	–	•	•	•	•	•	•	
– Body-color-surround, Black billet insert with chrome Ram letters (included with Sport Appearance Package)	–	–	–	P	•	•	•	•	•	
– Black-surround, Black billet insert with Black Ram letters (included with Black Appearance Package)	–	–	–	P	•	P	•	•	•	
– Unique Black Rebel grille with painted Silver Ram letters	–	–	–	•	•	•	•	•	•	
– Chrome-surround, chrome billet insert with chrome Ram letters	–	–	–	•	•	•	•	•	•	
– Body-color-surround, chrome billet insert with chrome Ram letters (included with Sport Appearance Package)	–	–	–	•	•	•	P	•	•	
– Unique Laramie Longhorn chrome-surround, chrome billet insert with chrome Ram letters	–	–	–	•	•	•	•	•	•	
– Unique Limited chrome-surround, chrome insert with chrome Ram letters	–	–	–	•	•	•	•	•	•	
HEADLAMPS – Halogen with bright internal bezels	LME	•	•	•	•	•	•	•	•	
– Halogen with dark internal bezels (included with Night Edition)	MFA	P	–	P	–	•	•	•	•	
– Mid-level LED headlamp with signature bright internal bezels (included with Premium Lighting Group)	LPX	–	–	P	•	•	•	•	•	
– Mid-level LED headlamp with signature dark internal bezels (included with Night Edition and Premium Lighting Group)	MFA	–	–	P	•	P	•	•	•	
– Full LED headlamp with signature lighting	LM6	–	–	•	•	•	•	•	•	
– Automatic (day / night sensor)	LMG	•	•	•	•	•	•	•	•	
– Automatic high-beams (included with P1 and P2 Equipment Packages, Safety and Convenience Group and Advanced Safety Group)	LMS	–	–	–	P	P	•	•	•	
SPORT PERFORMANCE HOOD (included with Sport and Black Appearance Packages and Night Edition)	MGB	–	–	•	•	P	•	P	•	
LIGHTING – Cargo box illumination	LPE	•	•	•	•	•	•	•	•	
– Bed lighting (included with tonneau cover and Bed Utility Group)	LPL	P	P	P	P	P	P	•	•	
MIRRORS, EXTERIOR – 6 x 9-inch, powered, Black, manual-folding, heated, convex wide-angle insert (standard on Quad Cab and Crew Cab)	GT6	•	•	•	•	•	•	•	•	
– 6 x 9-inch, powered, Black, power-folding, heated, auto-dimming, convex wide-angle insert; includes exterior courtesy lamps and supplemental turn signal (included with H1, H2, X1 and X2 Equipment Packages)	GUK	–	–	P	P	–	•	•	•	
– 6 x 9-inch, powered, chrome, power-folding, heated, auto-dimming, multifunctional, convex wide-angle insert; includes exterior courtesy lamps, supplemental turn signal and position memory	GU4	–	–	–	–	•	•	•	•	
– 6 x 9-inch, powered, body-color, power-folding, heated, auto-dimming, multifunctional, convex wide-angle insert; includes exterior courtesy lamps, supplemental turn signal and position memory included on Laramie class only (included with Sport and Black Appearance Packages, Night Edition and North Edition)	GT5	•	–	P	–	P	–	P	•	
– 7 x 11-inch trailer-tow, powered, Black, manual-folding; includes exterior courtesy lamps and supplemental turn signal (included with Trailer-Tow Group and Max Tow Package)	GP6	P	–	P	P	–	•	•	•	
– 7 x 11-inch trailer-tow, powered, chrome, heated, multifunctional; includes exterior courtesy lamps, supplemental turn signal and position memory (included with Trailer-Tow Group and Max Tow Package)	GPC	–	–	–	–	P	P	P	P	
PAINT – Monotone (included with Black Appearance Package)	APA	•	•	•	•	O/P	•	•	•	
– Two-tone	APD	–	–	–	•	0	0	–	•	
SKID PLATES – Front suspension (included with Protection Group and Off-Road Group)	XEU	P	–	P	•	P	P	P	P	
– Transfer case (included with Protection Group and Off-Road Group)	XEF	P	–	P	•	P	P	P	P	
– Electronic power steering (included with Protection Group and Off-Road Group)	XJ2	P	–	P	•	P	P	P	P	
– Fuel tank (included with Protection Group and Off-Road Group)	XEE	P	–	P	•	P	P	P	P	
STEPS / RUNNING BOARDS – Black side running boards, cab-length (Mopar®; optional with L1 Package; optional with H1 and H2 Equipment Packages with Night Edition, X1 and X2 Equipment Packages, and P2 Equipment Package with Night Edition)	MRU	0	–	0	0	P	•	•	•	
– Chrome side steps, wheel-to-wheel (optional with H1, H2, P1 and P2 Equipment Packages; included with Chrome Appearance Group on Laramie; not available with Night Edition)	MRA	–	•	0	–	O/P	•	•	•	
– Running boards, fixed, lower two-tone color (Mopar)	MRM	–	–	–	–	–	P	•	•	
– Running boards, power-operated (optional with P2 Equipment Package; included with R1 Equipment Package)	MR7	–	–	–	–	–	0	P	•	
– Bed step, deployable (included with Bed Utility Group; not available with multifunction tailgate)	MDN	P	–	P	P	P	P	P	P	
STORAGE – RamBox System (available with 5' 7" box only; optional with L1, H1, H2, X1, X2, P1 and P2 Equipment Packages)	XB9	0	–	0	0	0	0	0	0	

• = Standard. 0 = Optional. P = Part of Package. – = Not Available.

21	CHASSIS CAB	2500/3500	1500	1500 CLASSIC	PROMASTER	PROMASTER CITY	CONFIGURATIONS	PAINT	FABRICS	RESOURCES	
2020 RAM 1500				SALES CODE	TRADESMAN®	HFE	BIG HORN® / LONE STAR®	REBEL®	LARAMIE®	LARAMIE LONGHORN®	LIMITED
CPQS				A	E	Z	W	H	K	M	
EXTERIOR FEATURES (continued)				CKX	P	-	P	P	P	P	P
- Bed divider (included with Bed Utility Group)				XJX	-	-	-	-	-	-	-
TAILGATE - Standard, locking				LAN	-	-	-	-	P	-	-
- Tailgate-ajar switch (included with P1 and P2 Equipment Packages)				MWD	-	-	P	-	-	-	-
- Fully damped / assisted tailgate (included with H2 Equipment Package or multifunction tailgate)				JKR	-	-	-	P	P	-	-
- Power-release tailgate (included with Comfort and Convenience Group and P1 and P2 Equipment Packages)				MWK	Q	-	Q	Q	Q	Q	Q
- Multifunction tailgate (requires spray-in bedliner; requires L1 and H1 Equipment Packages for Tradesman and Big Horn / Lone Star®)				L6G	-	-	-	-	-	-	-
TAILLAMPs - Incandescent with bright internal bezel				L6G	P	-	P	-	-	-	-
- Incandescent with dark internal bezel (included with Night Edition)				L6V	-	-	P	-	-	-	-
- Premium LED with opaque Light Red lens in front of blind spot sensor area (included with Premium Lighting Group)				LAY	-	-	P	-	-	-	-
- Premium LED with opaque Dark Red lens in front of blind spot sensor area (included with Premium Lighting Group when included with Night Edition)				LAY	-	-	P	-	P	-	-
TIE-DOWNS - Lower, fixed (four)				CKT	-	-	-	-	-	-	-
TIRES - LT18-inch OWL On- / Off-Road (included with Off-Road Group; included with Max Tow Package)				TCP	P	-	P	-	P	-	-
- P18-inch BSW All-Season				TUM	-	-	-	-	-	-	-
- P18-inch BSW All-Season				TUL	-	-	Q	-	-	-	-
- P20-inch OWL All-Season (included with Sport Appearance Package on Laramie; included with optional 20-inch wheel on Laramie; included with Night Edition; included with Sport Appearance Package on Big Horn / Lone Star®)				TUB	-	-	P	-	P	Q	Q
- P20-inch BSW All-Season				TTG	-	-	Q	-	-	-	-
- P20-inch BSW All-Season				TTH	Q	-	Q	-	-	-	-
- LT18-inch OWL On- / Off-Road				TTG	-	-	-	-	-	-	-
- P22-inch BSW All-Season (included with 22-inch wheel offerings)				TY4	-	-	-	-	P	P	P
- P20-inch OWL All-Terrain (included with Off-Road Group)				TTQ	P	-	P	-	P	P	P
- Full-size spare temporary-use				TBS	-	-	-	-	-	-	-
- Full-size spare (included with Off-Road Group)				TBB	P	-	P	-	P	P	P
TONNEAU COVER - Tri-fold, soft; includes bed lighting (included with Black Appearance Package)				CS7	Q	-	Q	Q	Q	Q	Q/P
TOW HOOKS - Front, Black (included with Protection Group, Off-Road Group and Black Appearance Package)				XEA	P	-	P	-	P	-	P
- Front, chrome (included with Chrome Appearance Group)				XHQ	-	-	-	-	P	-	-
TRAILER TOW - 4- / 7-pin connector				XFK	-	-	-	-	-	-	-
- Class III hitch (bumper; not available with Class IV hitch receiver)				XFJ	-	-	-	-	-	-	-
- Class IV hitch receiver (included with H1 and H2 Equipment Packages, Tradesman Group, Trailer-Tow Group and Max Tow Package)				XFH	Q/P	-	P	-	-	-	-
WHEELS - 18 x 7.5-inch painted steel				WBF	-	-	-	-	-	-	-
- 18 x 8-inch painted aluminum (included with Chrome Appearance Group or Sport Appearance Package on Tradesman; included with Max Tow Package)				WBB	P	-	-	-	P	-	-
- 18 x 8-inch Black-painted / polished aluminum				WBT	-	-	-	-	-	-	-
- 18 x 8-inch Black-painted aluminum (included with Black Appearance Package)				WBS	-	-	-	P	-	-	-
- 18 x 8-inch painted aluminum				WBC	-	-	-	-	-	-	-
- 20 x 9-inch polished / painted aluminum (optional with Sport Appearance Package or Night Edition)				WRF	Q	-	-	-	-	-	-
- 20 x 9-inch Black-painted aluminum (included with Night Edition on Tradesman; included with Night Edition or Black Appearance Package if equipped with Off-Road Group)				WRW	P	-	-	-	P	-	P
- 20 x 9-inch chrome-clad aluminum				WRK	-	-	Q	-	-	-	-
- 20 x 9-inch premium chrome-clad aluminum				WRD	-	-	Q	-	-	-	-
- 20 x 9-inch Black-painted aluminum (included with Night Edition)				WRP	-	-	P	-	-	-	-
- 20 x 9-inch premium painted / polished aluminum				WRB	-	-	-	Q	-	-	-
- 20 x 9-inch premium painted / polished / insert aluminum (included with Sport Appearance Package)				WRJ	-	-	-	-	P	-	-
- 20 x 9-inch polished / Gray-painted aluminum				WRU	-	-	-	-	-	-	-
- 20 x 9-inch polished / Brown-painted aluminum (included with two-tone paint)				WRC	-	-	-	-	P	-	-
- 20 x 9-inch polished aluminum with accent-painted inserts				WRR	-	-	-	-	-	-	-
- 22 x 9-inch Black-painted / polished aluminum (optional with Sport Appearance Package)				WPM	-	-	-	-	Q	-	-
- 22 x 9-inch Black-painted aluminum (included with Night Edition)				WPH	-	-	-	-	P	-	-
- 22 x 9-inch premium painted / Brown insert aluminum (optional with two-tone Laramie Longhorn)				WPF	-	-	-	-	-	Q	-
- 22 x 9-inch premium painted / Gray insert aluminum (optional with monotone Laramie Longhorn)				WPZ	-	-	-	-	-	Q	Q
- 22 x 9-inch Black-painted aluminum (included with Black Appearance Package)				WPS	-	-	-	-	-	P	-
WHEELS, SPARE - 18-inch, steel (included with all size base wheels)				WTC	-	-	-	-	-	-	-
- 18-inch, aluminum (included with 5.7L HEMI® V8 with eTorque 4x4 Crew Cab and 3.0L EcoDiesel V6 4x2 Crew Cab 5' 7" box)				WTF	-	-	-	P	P	P	P
WHEEL WELL LINERS - Front				MHR	-	-	-	-	-	-	-
- Rear (optional with L1, H1, H2, X1, X2, P1 and P2 Equipment Packages)				MVH	Q	-	Q	Q	Q	-	-
WHEEL FLARES - Lower two-tone body-color (included with lower two-tone paint)				MRO	-	-	-	-	P	P	-
- Monotone body-color				MML	-	-	-	-	-	-	-
- Off-road				MMQ	-	-	-	-	-	-	-
WINDSHIELD WIPERS - Variable / intermittent				JHA	-	-	-	-	-	-	-
- Rain-sensing (included with X2, P1 and P2 Equipment Packages)				JHC	-	-	-	P	P	-	-

2020 RAM 1500				SALES CODE	TRADESMAN®	HFE	BIG HORN® / LONE STAR®	REBEL®	LARAMIE®	LARAMIE LONGHORN®	LIMITED
CPQS				A	E	Z	W	H	K	M	
INTERIOR FEATURES				HAA	-	-	-	-	-	-	-
AIR CONDITIONING - Manual Temperature Control				HAF	-	-	-	P	P	-	-
- Dual-Zone Automatic Temperature Control (included with H2 and X2 Equipment Packages; included with Uconnect® NAV radios)				JAE	-	-	-	-	-	-	-
CLUSTERS - Base - Four-gauge with 3.5-inch monochromatic display				JAK	-	-	P	-	-	-	-
- Medium - Four-gauge with 3.5-inch color display (included with H1 Equipment Package)				JAL	-	-	P	-	-	-	-
- Premium - Six-gauge with 7-inch color reconfigurable Driver Information Display; animation-capable (included with H2, X1 and X2 Equipment Packages; not available with Rebel, which has a unique Rebel cluster)				JY2	-	-	-	-	-	-	-
- Premium - Six-gauge with 7-inch color reconfigurable Driver Information Display; animation-capable (Rebel theme)				JY3	-	-	-	-	-	-	-
- Premium - Six-gauge with 7-inch color reconfigurable Driver Information Display; animation-capable (Laramie Longhorn theme)				JY4	-	-	-	-	-	-	-
- Premium - Six-gauge with 7-inch color reconfigurable Driver Information Display; animation-capable (Limited theme)				CUF	-	-	P	-	-	-	-
CONSOLE, FLOOR - Full console with sliding storage and wrapped lid (included with bucket seats)				CUP	-	-	-	-	P	-	-
- Full console with sliding storage and wrapped lid with embossed logo (included with bucket seats)				CMS	-	-	-	-	-	-	-
- Full console with sliding storage with bombay door and premium, wrapped, leather lid with hard badge				CUN	-	-	-	-	-	-	-
CONSOLE, OVERHEAD - Base				CUS	-	-	-	P	P	-	-
- Premium (included with dual-pane sunroof)				-	-	-	P	P	P	-	-
CUP HOLDERS - Two on front and two on rear of center console, with bucket seats				-	-	-	-	-	-	-	-
- Two, front of fold-down center seat with bench				-	-	-	-	-	-	-	-
- Two, rear-seat fold-out center armrest				-	-	-	-	-	-	-	-
KEYLESS ENTER 'N GO™ - Passive (included with X2 Equipment Package)				GXD	-	-	-	P	-	-	-
SPEED-SENSITIVE POWER LOCKS - Illuminated entry				JPH	-	-	-	-	-	-	-
FLOORING - Vinyl				CKJ	-	-	-	-	-	-	-
- Carpet, base (included with L1 Equipment Package, Sport Appearance Package and Night Edition)				CKE	P	-	-	-	-	-	-
FLOOR MATS, FRONT AND REAR - Carpet (included with L1 Equipment Package, Sport Appearance Package and Night Edition)				CLF	P	-	-	-	-	-	-
- Rubber with premium carpet inserts (Crew Cab only)				CLX	-	-	-	-	-	-	-
- Rubber (Quad Cab® and Crew Cab; Mopar®; included with North Edition)				CLF	Q	-	Q/P	-	Q	-	-
- Rubber (Quad Cab and Crew Cab) - Rebel theme				CLB	-	-	-	-	-	-	-
LIGHTING, AMBIENT - Interior mirror switches				-	-	-	-	-	-	-	-
- Overhead console, LED (included with dual-pane sunroof)				LHJ	-	-	-	P	P	-	-
- Front-door handles and map pockets, LED				-	-	-	-	-	-	-	-
- Rear-door handles and map pockets, LED (Crew Cab only)				-	-	-	-	-	-	-	-
- Instrument-panel LED pipes				-	-	-	-	-	-	-	-
LIGHTING, COURTESY - Front map light, incandescent				LBA	-	-	-	-	-	-	-
- Front map light, LED (included with dual-pane sunroof)				LHJ	-	-	-	P	P	-	-
- Front footwell, incandescent				LBB	-	-	-	-	-	-	-
- Front footwell, LED				-	-	-	-	-	-	-	-
- Glove box lamp (included with H1 and H2 Equipment Packages)				LBC	-	-	-	P	-	-	-
- Rear dome lamp, incandescent				LCH	-	-	-	-	-	-	-
- Rear dome lamp, incandescent, switchable (included with H1 and X1 Equipment Packages)				LHE	-	-	-	P	P	-	-
- Rear dome lamp, LED, switchable				LCL	-	-	-	-	-	-	-
- Rear dome lamp, dual, LED, switchable (included with dual-pane sunroof)				LCA	-	-	-	P	P	P	P
- Rear footwell, LED (Crew Cab only)				-	-	-	-	-	-	-	-
MEMORY - Driver-only; seat, exterior mirrors, power-adjustable pedals, radio presets (included with Comfort and Convenience Group)				LEQ	-	-	-	-	P	-	-
MIRROR, INTERIOR REARVIEW - Manual day / night				GNA	-	-	-	-	-	-	-
- Automatic dimming day / night (included with H1, H2, X1 and X2 Equipment Packages)				GNK	-	-	-	-	P	P	-
PEDALS - Fixed				XAB	-	-	-	-	-	-	-
- Power-adjustable (included with H1, H2, X1 and X2 Equipment Packages)				XAB	-	-	-	-	P	P	-
- Power-adjustable with memory				XAM	-	-	-	-	-	-	-
SEATS - Vinyl front bench seats - 40/20/40-split bench, four-way manual driver's (fore / aft, seatback recline), four-way manual passenger (fore / aft, seatback recline), four-way manual-adjustable head restraints <sup>25</sup> (up / down, fore / aft), outboard positions only; rear seats, full-length stadium-folding bench, outboard head restraints <sup>25</sup> manual dump feature				*TX	-	-	-	-	-	-	-
- Cloth front bench seats - 40/20/40-split bench, four-way manual driver's (fore / aft, seatback recline), four-way manual passenger (fore / aft, seatback recline), four-way manual-adjustable head restraints <sup>25</sup> (up / down, fore / aft), outboard positions only; rear seats, full-length stadium-folding bench, outboard head restraints <sup>25</sup> manual dump feature (included with L1 Equipment Package, Sport Appearance Package and Night Edition)				*V9	P	-	-	-	-	-	-
- Cloth front bench seats - Four-way manual driver's (fore / aft, seatback recline), four-way manual passenger (fore / aft, seatback recline), four-way manual-adjustable head restraints <sup>25</sup> (up / down, fore / aft), outboard positions only; rear seats, full-length stadium-folding bench, outboard head restraints <sup>25</sup> manual dump feature				*C5	-	-	-	-	-	-	-
- Cloth front bench seats - 40/20/40-split bench, four-way manual driver's (fore / aft, seatback recline), four-way manual passenger (fore / aft, seatback recline), eight-way power driver's (fore / aft, up / down, cushion tilt, seatback recline; included with H1 and H2 Equipment Packages), four-way power driver lumbar (fore / aft, up / down; included with H1 and H2 Equipment Packages), four-way manual passenger (fore / aft, seatback recline), four-way manual-adjustable head restraints <sup>25</sup> (up / down, fore / aft), outboard positions only, map pocket (back of outboard seats); rear seats, 60/40 stadium-folding bench, outboard head restraints <sup>25</sup> manual dump feature				*E1	-	-	-	-	-	-	-

• = Standard.

Q = Optional.

P = Part of Package.

- = Not Available.

• = Standard.    Q = Optional.    P = Part of Package.    - = Not Available.

22	CHASSIS CAB	2500/3500	1500	1500 CLASSIC	PROMASTER	PROMASTER CITY	CONFIGURATIONS	PAINT	FABRICS	RESOURCES		
2020 RAM 1500					SALES CODE	TRADESMAN®	HFE	BIG HORN® / LONE STAR®	REBEL®	LARAMIE®	LARAMIE LONGHORN®	LIMITED
CPOS					A	E	Z	W	H	K	M	
INTERIOR FEATURES (continued)												
– Cloth front bucket seats – Eight-way power driver's (fore / aft, up / down, cushion tilt, seatback recline), four-way power driver lumbar (fore / aft, up / down), four-way manual passenger (fore / aft, seatback recline), four-way manual-adjustable head restraints <sup>45</sup> (up / down, fore / aft), outboard positions only, full-length floor console with two front and two rear cup holders, map pocket (back of outboard seats); rear seats, 60/40 stadium-folding bench, outboard head restraints <sup>45</sup> manual dump feature (optional with H1 and H2 Equipment Packages; included with Sport Appearance Package and Night Edition)					*T9	–	–	O/P	–	–	–	
– Vinyl / cloth front bucket seats – Unique two-tone with new tread pattern and embroidery, eight-way power driver's (fore / aft, up / down, cushion tilt, seatback recline), four-way power driver lumbar (fore / aft, up / down), four-way manual passenger (fore / aft, seatback recline), four-way manual-adjustable head restraints <sup>45</sup> (up / down, fore / aft), outboard positions only, Ram's Head logo on inside surface, map pocket (back of outboard seats); rear seats, 60/40 stadium-folding bench, outboard head restraints <sup>45</sup> manual dump feature					*G7	–	–	–	•	–	–	
– Leather-trimmed bucket seats – Eight-way power driver's / passenger (fore / aft, up / down, cushion tilt, seatback recline), four-way power driver / passenger lumbar (fore / aft, up / down), four-way manual-adjustable head restraints <sup>45</sup> (up / down, fore / aft), outboard positions only, map pocket (back of outboard seats); rear seats, 60/40 stadium-folding bench, outboard head restraints <sup>45</sup> manual dump feature (included with Rebel 12 Package)					*TL	–	–	O/P	–	–	–	
– Leather-trimmed front bench seats – 40/20/40-split bench, eight-way power driver's (fore / aft, up / down, cushion tilt, seatback recline), eight-way power passenger (fore / aft, up / down, cushion tilt, seatback recline), four-way power driver lumbar (fore / aft, up / down), four-way power passenger lumbar (fore / aft, up / down), driver memory, heated outboard seating positions, ventilated outboard seating positions, heated steering wheel, four-way manual-adjustable head restraints <sup>45</sup> (up / down, fore / aft), outboard positions only, map pocket (back of outboard seats); rear seats, 60/40 stadium-folding bench (Quad Cab® and base Crew Cab only), 60/40 stadium-folding bench with manual recline <sup>38</sup> and center 20-percent fold-down console (not available with Quad Cab; included with P1 and P2 Equipment Packages), outboard head restraints <sup>45</sup> manual dump feature, heated rear seat (three adjustment levels each; included with P2 Equipment Package)					*DP	–	–	–	•	–	–	
– Leather-trimmed front bucket seats (optional with P1 and P2 Equipment Packages; included with Sport Appearance Package) – Front bucket seats, eight-way power driver's (fore / aft, up / down, cushion tilt, seatback recline), eight-way power passenger (fore / aft, up / down, cushion tilt, seatback recline), four-way power driver lumbar (fore / aft, up / down), four-way power passenger lumbar, heated outboard seating positions, ventilated outboard seating positions, heated steering wheel, four-way manual-adjustable head restraints <sup>45</sup> (up / down, fore / aft), outboard positions only, full-length floor console with two front and two rear cup holders, map pocket (back of outboard seats); rear seats, 60/40 stadium-folding bench (Quad Cab only), 60/40 stadium-folding bench with manual recline <sup>38</sup> and center 20-percent fold-down center console (Crew Cab only), outboard head restraints <sup>45</sup> manual dump feature, heated rear seat (three adjustment levels each; included with Sport Appearance Package and Night Edition)					*GJ	–	–	–	O/P	–	–	
– Premium leather front bucket (filigree) seats – Eight-way power driver's (fore / aft, up / down, cushion tilt, seatback recline), eight-way power passenger (fore / aft, up / down, cushion tilt, seatback recline), four-way power driver lumbar (fore / aft, up / down), four-way power passenger lumbar (fore / aft, up / down), driver memory, heated outboard seating positions, ventilated outboard seating positions, heated steering wheel, four-way manual-adjustable head restraints <sup>45</sup> (up / down, fore / aft), outboard positions only, full-length floor console with two front and two rear cup holders, map pocket (back of outboard seats); rear seats, 60/40 stadium-folding bench with manual recline <sup>38</sup> and center 20-percent fold-down console, outboard head restraints <sup>45</sup> manual dump feature, heated rear seat (three adjustment levels each), ventilated rear seat (three adjustment levels each; included with R1 Equipment Package)					*XJ	–	–	–	–	•	–	
– Premium leather front bucket (non-filigree) seats – Eight-way power driver's (fore / aft, up / down, cushion tilt, seatback recline), eight-way power passenger (fore / aft, up / down, cushion tilt, seatback recline), four-way power driver lumbar (fore / aft, up / down), four-way power passenger lumbar (fore / aft, up / down), driver memory, heated outboard seating positions, ventilated outboard seating positions, heated steering wheel, four-way manual-adjustable head restraints <sup>45</sup> (up / down, fore / aft), outboard positions only, full-length floor console with two front and two rear cup holders, map pocket (back of outboard seats); rear seats, 60/40 stadium-folding bench with manual recline <sup>38</sup> and center 20-percent fold-down console, outboard head restraints <sup>45</sup> manual dump feature, heated rear seat (three adjustment levels each), ventilated rear seat (three adjustment levels each; included with R1 Equipment Package)					*DJ	–	–	–	–	O	–	
– Premium leather front bucket seats – Eight-way power driver's (fore / aft, up / down, cushion tilt, seatback recline), eight-way power passenger (fore / aft, up / down, cushion tilt, seatback recline), four-way power driver lumbar (fore / aft, up / down), four-way power passenger lumbar (fore / aft, up / down), driver memory, heated outboard seating positions, ventilated outboard seating positions, heated steering wheel, four-way manual-adjustable head restraints <sup>45</sup> (up / down, fore / aft), outboard positions only, full-length floor console with two front and two rear cup holders, map pocket (back of outboard seats); rear seats, 60/40 stadium-folding bench with manual recline <sup>38</sup> and center 20-percent fold-down console, outboard head restraints <sup>45</sup> manual dump feature, heated rear seat (three adjustment levels each), ventilated rear seat (three adjustment levels each; included with M1 Equipment Package)					*DL	–	–	–	–	–	•	
SHIFTER – Rotary					–	•	•	•	•	•	•	
– Black					CLG	P	P	P	–	–	–	
– Bright					CIH	–	–	P	P	P	P	
SILL PLATES – Door sill scuff plates (plastic)					CLP	•	•	•	–	–	–	
– Door sill scuff plates (metal)					CLT	–	–	–	•	•	•	
SPEED CONTROL – Cruise control					NHM	•	•	•	•	•	•	
– Adaptive Cruise Control with Stop & Go <sup>46</sup> (included with Advanced Safety Group, Safety and Convenience Group and M1 Equipment Package)					NHZ	–	–	–	P	P	P	
START – Keyless push-button					GX4	•	•	•	•	•	•	
STEERING COLUMN – Manual tilt / telescoping					SUD	•	•	•	•	•	•	
STEERING WHEEL – Urethane					SCA	•	•	–	–	–	–	
– Leather-wrapped					SCV	–	•	•	•	–	–	
– Leather-wrapped, perforated, accent stitching and Chrome-color bezels					SCB	–	–	–	•	–	–	
– Leather-wrapped, real-wood					SCW	–	–	–	–	•	•	
– Heated (included with H2 Equipment Package and X1 Equipment Package)					NHS	–	–	P	P	•	•	
– Button controls – Driver Information Display					–	•	•	•	•	•	•	
– Button controls – Cruise control					–	•	•	•	•	•	•	
– Button controls – Bluetooth® / hands-free <sup>46</sup>					–	•	•	•	•	•	•	
– Button controls – Adaptive Cruise Control with Stop & Go <sup>46</sup>					–	–	–	–	P	P	P	

2020 RAM 1500					SALES CODE	TRADESMAN®	HFE	BIG HORN® / LONE STAR®	REBEL®	LARAMIE®	LARAMIE LONGHORN®	LIMITED
CPOS					A	E	Z	W	H	K	M	
INTERIOR FEATURES (continued)												
– Dual-note electric horns					JJB	•	•	•	•	•	•	
– Electronic Range Select					–	•	•	•	•	•	•	
STORAGE – Center stack pull-out drawer (bench seats only)					–	•	•	•	•	•	–	
– Front-center underseat bin (bench seats only; included with *V9 seats)					CVH	P	–	•	•	•	–	
– Front-seat-center seatback bin (bench seat only)					–	•	•	•	•	•	–	
– Front-seat-center console bin (with bucket seats only)					CUF	–	•	P	•	P	•	
– Rear in-floor bins with removable liners (Crew Cab only; included with L1 and H1 Equipment Packages)					CB9	P	–	P	•	•	•	
– Rear underseat – Crew Cab only (included with X2 and P2 Equipment Packages; optional with H1, H2 and P1 Equipment Packages)					CUE	–	–	O	P	P/O	•	
SUNROOF – Single-pane, power-operated (Quad Cab only; optional with H2, X2, P1 and P2 Equipment Packages)					GWA	–	–	O	O	O	–	
– Dual-pane, power-operated (Crew Cab only; optional with H2, X2, P1 and P2 Equipment Packages)					GWJ	–	–	O	O	O	O	
SUN VISOR – Passenger-side with mirror					GNE	•	•	•	–	–	–	
– Passenger-side with mirror and light					GN6	–	•	•	•	•	–	
– Driver's-side with mirror and light (included with H1 and X1 Equipment Packages) with Universal Garage Door Opener (included with H1, H2, X1 and X2 Equipment Packages)					GNC	–	–	P	P	•	•	
– Cloth driver / passenger with mirror					–	•	•	•	•	•	•	
TURN SIGNALS – Three-blink lane change feature					–	•	•	•	•	•	•	
WINDOW CONTROL – Windows, power one-touch up / down, driver and front-passenger					JP3	•	•	•	•	•	•	
– Rear backlight, fixed					GJD	•	•	•	–	–	–	
– Rear backlight, manual-sliding					GFD	–	–	•	–	–	–	
– Rear backlight, power-sliding (included with L1, H1 and H2 Equipment Packages)					GFE	P	–	P	•	•	•	
– Rear defroster (with power-sliding backlight only; included with H1, H2, X1 and X2 Equipment Packages)					GFA	–	–	P	P	•	•	
UNCONNECT® MULTIMEDIA												
UNCONNECT INTEGRATED VOICE COMMAND – With Bluetooth					XRB	•	•	•	•	•	•	
– Front: two 2.5A USB ports – fully functional					RSF	•	•	•	•	•	•	
– Middle: one 2.5A USB port – charging-only (included with bench and bucket seats)					RS3	•	•	•	•	•	•	
– Rear: one 2.5A USB port – fully functional (included with H2 and X2 Equipment Packages)					RS4	–	–	P	P	•	•	
– Rear: one 2.5A USB port – charging-only (included with H2 and X2 Equipment Packages)					RS4	–	–	P	P	•	•	
– Front – Auxiliary headphone jack					RSU	•	•	•	•	•	•	
POWER – Accessory delay					JKY	•	•	•	•	•	•	
– Front seat, 12-volt ignition-fed					JJJ	•	•	•	•	•	•	
– Front seat, 115-volt outlet (three-prong), battery-fed (optional with L1 Equipment Package; included with H2 Equipment Package)					JKV	O	–	P	•	•	•	
– Rear seat, 115-volt outlet (three-prong), battery-fed (included with H2 and X2 Equipment Packages)					JJN	–	–	P	P	•	•	
– RamBox® Cargo Management System, 115-volt outlet (three-prong), battery-fed (included with RamBox System)					–	P	–	P	P	P	P	
– Front seat, wireless charging pad (available with bucket seats only; included with Comfort and Convenience Group and P2 and R1 Equipment Packages)					RFX	–	–	–	P	P	P	
– 400-watt inverter (included with H2 Equipment Package and RamBox System)					XHR	P	–	P	•	•	•	
SYSTEMS – Unconnect 3 with 5-inch display					UAA	•	•	•	•	•	–	
– Unconnect 4 with 8.4-inch display (included with H1, H2, X1 and X2 Equipment Packages)					UAM	–	–	P	P	•	–	
– Unconnect 4C NAV with 8.4-inch display (optional with H1, H2, X1 and X2 Equipment Packages; included with P2 Equipment Package)					UAV	–	–	O	O	O/P	•	
– Unconnect 4C NAV with 12-inch display (optional with H2 and X2 Equipment Packages; included with Rebel 12 Package and R1 Equipment Package)					UAX	–	–	O	O/P	O	P	
AUDIO CONTROLS – Steering wheel-mounted					ROZ	–	–	•	•	•	•	
SIRIUSXM® RADIO <sup>33</sup> (1-year trial) – Included with L1, H1 and H2 Equipment Packages					RSO	P	P	P	•	•	•	
SIRIUSXM TRAFFIC PLUS <sup>33</sup> (5-year trial) – Included with Navigation radios					RTB	–	–	P	P	P	•	
SIRIUSXM TRAVEL LINK <sup>33,22</sup> (5-year trial) – Included with Navigation radios					RSM	–	–	P	P	P	•	
SOUND SYSTEM – Six-speaker					RC6	•	•	•	•	•	–	
– Alpine® 10-speaker system (included with Rebel 12 Package; optional with H1, H2, X1 and X2 Equipment Packages)					RC3	–	–	O	O/P	•	•	
– Harman Kardon® 19-speaker system (included with Rebel 12 Package, P2, R1 and M1 Equipment Packages and Black Appearance Package; not available with Quad Cab)					RCA	–	–	–	P	P	P	
SIRIUSXM GUARDIAN <sup>33</sup> CONNECTED SERVICES (1-year trial) – Built-in cellular connection (included with UAV and UAX radios)					RSK	–	–	P	P	P	P	
UNCONNECT FEATURES – Power side step personalization (included with power side steps)					–	–	–	–	–	P	P	
– Apple CarPlay <sup>433</sup> / Android Auto <sup>333</sup> (included with 8.4-inch and 12-inch radios)					RFP/Rf5	–	–	–	P	P	•	
– Active Noise Cancellation (included on 5.7L HEMI® V8 engines)					JLW	P	–	P	P	P	P	
SAFETY & SECURITY												
AIR BAGS <sup>34</sup> – Advanced multistage driver and front-passenger					CG3	•	•	•	•	•	•	
– Supplemental side-curtain					CGS	•	•	•	•	•	•	
– Supplemental side seat					CJ1	•	•	•	•	•	•	
BELT ALERT – Driver					LAX	•	•	•	•	•	•	
– Passenger					LAX	•	•	•	•	•	•	
BRAKES – Power-assisted 4-wheel antilock disc					BRT	•	•	•	•	•	•	
– Brake override					–	•	•	•	•	•	•	

• = Standard. O = Optional. P = Part of Package. – = Not Available.

• = Standard. O = Optional. P = Part of Package. – = Not Available.



2020 RAM 1500

CPDS		A	E	Z	W	H	K	M
SAFETY & SECURITY (continued)								
ELECTRONIC PARKING BRAKE	XC4	•	•	•	•	•	•	•
ELECTRONIC STABILITY CONTROL (ESC) <sup>25</sup>	BNB	•	•	•	•	•	•	•
– Brake Assist	BGE	•	•	•	•	•	•	•
– Electronic Roll Mitigation	BNS	•	•	•	•	•	•	•
– Hill Start Assist	BNG	•	•	•	•	•	•	•
– Rain Brake Support	BHC	•	•	•	•	•	•	•
– Ready Alert Braking	BHD	•	•	•	•	•	•	•
– All-Speed Traction Control	BNM	•	•	•	•	•	•	•
– Trailer Sway Damping <sup>26</sup>	BNT	•	•	•	•	•	•	•
HILL DESCENT CONTROL (included with Off-Road Group and North Edition)	BNH	P	–	P	–	P	P	P
CAMERA – ParkView® Rear Back-Up Camera <sup>28</sup> with dynamic grid lines and center lines	XAC	•	•	•	•	•	•	•
– 360° Surround-View Camera System <sup>24</sup> (included with Advanced Safety Group and M1 Equipment Package)	XAK	–	–	–	–	P	P	P
BLIND SPOT MONITORING <sup>29</sup> WITH REAR CROSS-PATH AND TRAILER DETECTION <sup>31</sup> (optional with L1, H2 and X2 Equipment Packages; requires Premium Lighting Group on Big Horn / Lone Star <sup>22</sup> ; included with P1, P2 and R1 Equipment Packages)	XAN	Q	–	Q	Q	P	P	•
FORWARD COLLISION WARNING <sup>30</sup> – Adaptive emergency braking (included with Safety and Convenience Group, M1 Equipment Package and Advanced Safety Group)	LSU	–	–	–	P	P	P	P
LANESENSE® LANE DEPARTURE WARNING PLUS <sup>32</sup> (included with Safety and Convenience Group, M1 Equipment Package and Advanced Safety Group)	LAS	–	–	–	P	P	P	P
HEAD RESTRAINTS <sup>33</sup> – Front – Outboard, four-way manual-adjustable (up / down, fore / aft)	CDP	•	•	•	•	•	•	•
– Rear – Manual dump feature on outboard seating positions	CSH	•	•	•	•	•	•	•
PARKSENSE® FRONT AND REAR PARK ASSIST WITH REAR PARKSENSE STOP <sup>18</sup> (optional with H1 and X1 Equipment Packages; included with H2, X2, P2 and P1 Equipment Packages)	XH4	–	–	Q/P	Q/P	Q/P	•	•
PARALLEL AND PERPENDICULAR PARK ASSIST <sup>18</sup> (included with Advanced Safety Group and M1 Equipment Package)	XH5	–	–	–	–	P	P	P
REMOTE KEYLESS ENTRY – Controls for power locks (including doors, tailgate and RamBox® Cargo Management System when so equipped) - Illuminated entry system, panic alarm; includes two transmitters (included with L1 Equipment Package)	GXM	•	•	•	•	•	•	•
REMOTE START SYSTEM <sup>21</sup> – Key fob activation (optional; included with H2 and X2 Equipment Packages)	XBM	–	–	Q/P	Q/P	•	•	•
RESTRAINTS – Front, three-point seat belts, shoulder height-adjustable (outboard seating positions)	CGD	•	•	•	•	•	•	•
– Front, three-point seat belts (center seating position, bench only)	–	•	•	•	•	•	•	•
– Rear, three-point seat belts (all seating positions)	–	•	•	•	•	•	•	•
LATCH – Child Seat Anchor System	CGU	•	•	•	•	•	•	•
– Occupant Classification System	–	•	•	•	•	•	•	•
SECURITY – Sentry Key® engine immobilizer	GXX	•	•	•	•	•	•	•
– Security alarm <sup>35</sup> (included with H2 and X2 Equipment Packages)	LSA	–	–	P	P	•	•	•
TIRE PRESSURE MONITOR (TPM) – Tire-specific TPM display	XGM	•	•	•	•	•	•	•
– Tire-fill alert system	LAW	•	•	•	•	•	•	•
TRAILER BRAKE CONTROLLER – Integrated electronic controller (requires Class IV trailer hitch receiver; included with Trailer-Tow Group and Max Tow Package)	XHC	Q/P	–	Q/P	Q/P	Q/P	Q/P	Q/P
APPEARANCE PACKAGES								
CHROME APPEARANCE GROUP (TRADESMAN) – Includes chrome front bumpers, chrome rear bumpers, chrome grille surround, 18-inch painted aluminum wheels and P18-inch BSW All-Season tires (optional with L1 Equipment Package)	AMP	Q	–	–	–	–	–	–
CHROME APPEARANCE GROUP (LARAMIE) – Includes monotone paint, chrome window moldings, chrome tow hooks and chrome wheel-to-wheel side steps (optional with P1 and P2 Equipment Packages only; not available with Sport or Black Appearance Packages)	AMP	–	–	–	–	Q	–	–
NORTH EDITION – Includes Hill Descent Control, e-locker rear axle, body-color door handles, 4x4 decal, tow hooks, engine block heater, body-color exterior mirrors, rubber floor mats, body-color front and rear bumpers, body-color grille, front and rear extra-heavy-duty shocks, and LT1275/65R18C OWL On- / Off-Road tires (Crew Cab 4x4 only)	ASP	–	–	Q	–	–	–	–
SPORT APPEARANCE PACKAGE (TRADESMAN) – Includes monotone paint, body-color front and rear bumpers, body-color grille surround, 18-inch aluminum wheels, V9 cloth bench seats, carpet floor covering, carpet floor mats and fog lamps (requires L1 Equipment Package)	AEF	Q	–	–	–	–	–	–
SPORT APPEARANCE PACKAGE (BIG HORN / LONE STAR <sup>22</sup> ) – Includes monotone paint only, body-color front bumper, body-color rear bumper, body-color grille surround, body-color door handles, body-color mirror cap and cloth bucket seats (optional with H1 or H2 Equipment Packages)	AEF	–	–	Q	–	–	–	–
SPORT APPEARANCE PACKAGE (LARAMIE) – Includes monotone paint only, body-color front bumper, body-color rear bumper, body-color grille surround, body-color door handles, body-color mirror caps, Sport Performance Hood, 20 x 9-inch cast aluminum premium paint / polished / insert wheels, P20-inch OWL All-Season tires, leather-trimmed bucket seats, optional 22 x 9-inch forged aluminum polished premium paint wheels (with P2 Equipment Package only) and optional P22-inch BSW All-Season tires (packaged with optional 22-inch wheel; optional with P1 and P2 Equipment Packages; not available with Chrome Appearance Group)	AEF	–	–	–	–	Q	–	–
NIGHT EDITION (TRADESMAN) – Includes monotone paint, 20-inch Black-painted aluminum wheels, Black grille, Black badges, dual Black exhaust tips (packaged with 5.7L HEMI® V8 or 3.0L EcoDiesel V6), and headlamps and taillamps with dark internal bezels (includes Sport Appearance Package; requires L1 Equipment Package)	ASH	Q	–	–	–	–	–	–
NIGHT EDITION (BIG HORN / LONE STAR <sup>22</sup> ) – Includes monotone paint, Black grille, 20 x 9-inch cast aluminum Black-painted wheels, Black badges, Black exhaust tips, dual (packaged with 5.7L HEMI V8 or 3.0L EcoDiesel V6), and headlamps and taillamps with dark internal bezels (includes Sport Appearance Package; optional with H2 Equipment Package only)	ASH	–	–	Q	–	–	–	–
NIGHT EDITION (LARAMIE) – Includes monotone paint, Black grille, 22 x 9-inch forged aluminum Black-painted wheels, Black badges, dual Black exhaust tips (packaged with 5.7L HEMI V8 or 3.0L EcoDiesel V6), and headlamps and taillamps with dark internal bezels (includes Sport Appearance Package; optional with P2 Equipment Package only; not available with Chrome Appearance Group)	ASH	–	–	–	–	Q	–	–
BLACK APPEARANCE PACKAGE (REBEL) – Includes Black monotone paint, 18-inch Black-painted aluminum wheels, Black grille, and Black front bumper and skid plate	ALC	–	–	–	Q	–	–	–

2020 RAM 1500

		A	E	Z	W	H	K	M
APPEARANCE PACKAGES (continued)								
BLACK APPEARANCE PACKAGE (LIMITED) – Includes Black exterior paint, Black grille, Black door handles and mirror caps, Black front and rear bumpers, Sport Performance Hood, tri-folding tonneau cover, Black tow hooks, 22-inch Black-painted aluminum wheels, dual Black exhaust tips (packaged with 5.7L HEMI V8 or 3.0L EcoDiesel V6), Black badges, Black window moldings, headlamps and taillamps with dark internal bezels, 19-speaker premium audio system and Black interior	ALC	–	–	–	–	–	–	0
EQUIPMENT PACKAGES								
TRADESMAN LEVEL 1 EQUIPMENT PACKAGE (L1) – Includes power-sliding rear backlight, cloth 40/20/40-split bench seat, rear in-floor storage bins, carpet floor covering, carpet floor mats and SiriusXM® Radio <sup>20</sup> (optional: vinyl floor covering)	AB1	0	–	–	–	–	–	–
BIG HORN / LONE STAR <sup>22</sup> LEVEL 1 EQUIPMENT PACKAGE (H1) – Includes switchable rear dome lamp, glove box lamp, upper closed glove box with painted hard door, auto-dimming interior rearview mirror, exterior power-folding mirrors with signal and puddle lamps, Universal Garage Door Opener (UGDO), four-gauge with 3.5-inch color display, power-adjustable pedals, rear defroster, Uconnect® 4 with 8.4-inch display, power-sliding rear window, driver's-side sun visor mirror and light, rear in-floor storage bins, eight-way power driver's seat (fore / aft, up / down, cushion tilt, seatback recline), four-way power driver lumbar (fore / aft, up / down), foam bottle inserts (front doors only), SiriusXM Radio <sup>20</sup> , Class IV hitch receiver and Big Horn / Lone Star <sup>22</sup> logo (on instrument panel)	AB2	–	–	0	–	–	–	–
BIG HORN / LONE STAR <sup>22</sup> LEVEL 2 EQUIPMENT PACKAGE (H2) (INCLUDES H1 EQUIPMENT PACKAGE) – Includes Remote Start System <sup>21</sup> , security alarm <sup>35</sup> , ParkSense Front and Rear Park Assist with Rear ParkSense Stop <sup>19</sup> , heated front seats, heated steering wheel, Dual-Zone Automatic Temperature Control; rear: one 2.5A USB port, fully functional, rear: one 2.5A USB port, charging-only; front seat: 115-volt outlet (three-prong), battery-fed, rear seat: 115-volt outlet (three-prong), battery-fed, 400-watt inverter, fully damped / assisted tailgate, 7-inch programmable cluster display and power-sliding rear window	AB3	–	–	0	–	–	–	–
REBEL LEVEL 1 EQUIPMENT PACKAGE (X1) – Includes switchable rear dome lamp, auto-dimming interior rearview mirror, exterior power-folding mirrors with signal and puddle lamps, UGDO, power-adjustable pedals, heated front seats, heated steering wheel, rear defroster, Uconnect 4 with 8.4-inch display, driver's-side sun visor mirror and light, and foam bottle inserts (front doors only)	AB4	–	–	–	0	–	–	–
REBEL LEVEL 2 EQUIPMENT PACKAGE (X2) (INCLUDES X1 EQUIPMENT PACKAGE) – Includes Remote Start System <sup>21</sup> , Keyless Enter™ n Go <sup>34</sup> , security alarm <sup>35</sup> , rain-sensing windshield wipers, ParkSense Front and Rear Park Assist with Rear ParkSense Stop <sup>19</sup> , Dual-Zone Automatic Temperature Control; rear: one 2.5A USB port, fully functional, rear: one 2.5A USB port, charging-only, rear seat: 115-volt outlet (three-prong), battery-fed and rear underseat storage (Crew Cab only)	AB5	–	–	–	0	–	–	–
LARAMIE LEVEL 1 EQUIPMENT PACKAGE (P1) – Includes Auto High-Beam Headlamp Control, rain-sensing windshield wipers, Blind Spot Monitoring <sup>29</sup> with Rear Cross-Path and Trailer Detection <sup>31</sup> , foam bottle inserts (front doors only), tailgate-ajar switch, power-release tailgate, 60/40 stadium-folding rear bench with manual recline <sup>36</sup> and center 20-percent fold-down console (not available with Quad Cab®), and ParkSense Front and Rear Park Assist with Rear ParkSense Stop <sup>18</sup>	AB6	–	–	–	–	0	–	–
LARAMIE LEVEL 2 EQUIPMENT PACKAGE (P2) (INCLUDES P1 EQUIPMENT PACKAGE) – Includes Uconnect 4C NAV, wireless charging pad (available with bucket seats only), premium plus sound system, heated rear seat (three adjustment levels each) and rear underseat storage (Crew Cab models only)	AB7	–	–	–	–	0	–	–
LARAMIE LONGHORN LEVEL 1 EQUIPMENT PACKAGE (R1) – Includes wireless charging pad, Blind Spot Monitoring <sup>29</sup> with Rear Cross-Path and Trailer Detection <sup>31</sup> , power-operated running boards, Uconnect 12-inch radio, rear-seat ventilation (three adjustment levels each) and premium plus sound system	AB8	–	–	–	–	–	0	–
LIMITED LEVEL 1 EQUIPMENT PACKAGE (M1) – Includes Adaptive Cruise Control with Stop & Go <sup>37</sup> , Forward Collision Warning <sup>31</sup> , LaneSense Lane Departure Warning Plus <sup>38</sup> , 360° Surround-View Camera System <sup>24</sup> , Parallel and Perpendicular Park Assist <sup>18</sup> , ventilated rear seat (three adjustment levels each) and premium plus sound system	AB9	–	–	–	–	–	–	0
FUNCTIONAL PACKAGES / GROUPS								
COLD WEATHER GROUP – Includes engine block heater and winter front grille cover (requires 3.0L EcoDiesel V6)	ADE	0	–	0	0	0	0	0
SAFETY AND CONVENIENCE GROUP – Includes Auto High-Beam Headlamp Control, Forward Collision Warning <sup>31</sup> , Adaptive Cruise Control with Stop & Go <sup>37</sup> and LaneSense Lane Departure Warning Plus <sup>38</sup> (requires X2 Equipment Package)	AAU	–	–	–	0	–	–	–
COMFORT AND CONVENIENCE GROUP – Includes memory for driver's seat and mirrors, 12-way power adjust for driver's and passenger seats, wireless charging pad, remote tailgate release and heated rear seats (requires X1 or X2 Equipment Packages)	AFB	–	–	–	0	–	–	–
BED UTILITY GROUP – Includes upper adjustable tie-downs, bed divider (available with RamBox Cargo Management System only), bed lighting deployable bed step and spray-in bedliner (Big Horn / Lone Star <sup>22</sup> and Laramie models only; optional with L1, H1, H2, X1, X2, P1 and P2 Equipment Packages)	ANT	0	–	0	0	0	0	0
PROTECTION GROUP – Includes tow hooks, front suspension skid plate, transfer case skid plate, electronic power steering skid plate and fuel tank skid plate (4x4 models only)	ADB	0	–	0	–	0	0	0
OFF-ROAD GROUP – Includes tow hooks, front suspension skid plate, transfer case skid plate (on 4x4 models only), electronic power steering skid plate, fuel tank skid plate, rear electronic locking axle, front off-road calibrated shocks, rear off-road calibrated shocks, branded off-road shocks, front (Rebel only), branded off-road shocks, rear (Rebel only), Hill Descent Control, off-road decals (both sides, rear quarter panel; not included with Rebel), LT18-inch OWL On- / Off-Road tires, P20-inch OWL All-Terrain tires (on Laramie Longhorn and Limited; optional with 20-inch wheels on Big Horn / Lone Star <sup>22</sup> ) and full-size spare (optional with L1, H1 or H2 Equipment Packages; standard on all 4x2 and 4x4 Rebel models; not available with 4x2 non-Rebel models)	AWL	0	–	0	•	0	0	0
TRAILER-TOW GROUP – Includes Class IV hitch receiver, integrated Trailer Brake Controller and 7 x 11-inch trailer-tow mirrors	AHC	0	–	0	0	0	0	0
ADVANCED SAFETY GROUP – Includes Adaptive Cruise Control with Stop & Go <sup>37</sup> , Forward Collision Warning <sup>31</sup> , LaneSense Lane Departure Warning Plus <sup>38</sup> , 360° Surround-View Camera System <sup>24</sup> , Auto High-Beam Headlamp Control and Parallel and Perpendicular Park Assist <sup>18</sup> (optional with P2 and R1 Equipment Packages)	ALP	–	–	–	–	0	0	–
TRADESMAN GROUP – Includes Class IV hitch receiver and spray-in bedliner	AS9	0	–	–	–	–	–	–
MAX TOW PACKAGE – Includes max towing 10-inch axle with 3.92 axle ratio, Trailer-Tow Group, 18 x 8-inch aluminum wheels and LT18-inch OWL On- / Off-Road tires (available with 5.7L HEMI V8 with eTorque or 3.0L EcoDiesel V6 4x2 Quad Cab only)	AJL/AJQ	0	–	0	–	–	–	–
PREMIUM LIGHTING GROUP – Includes bi-LED projector headlamps with signature lighting, LED taillamps with signature lighting and LED fog lamps (optional with H2 Equipment Package only; required with Blind Spot Monitoring <sup>29</sup> on Big Horn / Lone Star <sup>22</sup> )	AD6	–	–	0	–	–	–	–
BODY-COLOR BUMPER GROUP – Includes body-color front bumper and body-color rear bumper	ALN	–	–	–	–	–	0	0
REBEL 12 PACKAGE – Includes leather-trimmed seating, premium sound system and Uconnect 12-inch radio	AZ5	–	–	–	–	0	–	–
• = Standard, 0 = Optional, P = Part of Package, – = Not Available.								

• = Standard. Q = Optional. P = Part of Package. – = Not Available.

RAM 1500 TOWING AND PAYLOAD

MAXIMUM LOADED TRAILER WEIGHT <sup>27</sup>								
POWERTRAIN			QUAD CAB® PICKUP		CREW CAB PICKUP			
			6' 4" BOX		5' 7" BOX		6' 4" Box	
	AXLE RATIO	GCWR <sup>6</sup>	4x2	4x4	4x2	4x4	4x2	4x4
3.6L PENTASTAR® V6 eTORQUE/ 8-SPEED AUTO	3.21	11,900	6,720	6,460	6,620	6,410	6,580	6,390
	3.55	12,900	7,710	7,460	7,620	7,410	7,580	7,390
3.0L ECODIESEL V6/8-SPEED AUTO	3.21	13,900	8,370	8,160	8,210	8,010	8,250	7,850
	3.92	15,600	10,070	9,860	9,910	9,710	9,950	9,550
	3.92	18,200	12,560					
5.7L HEMI® V8/ 8-SPEED AUTO	3.21	13,900	8,520	8,310	8,440	8,190	8,390	8,200
	3.92	17,000	11,620	11,410	11,540	11,290	11,490	11,300
5.7L HEMI V8 eTORQUE/ 8-SPEED AUTO	3.21	13,900	8,440	8,220	8,300	8,120	8,300	7,990
	3.92	17,000	11,540	11,320	11,400	11,220	11,400	11,090
	3.92	18,350	12,750					

Notes regarding the payload and towing charts above: numbers in **black boxes** reflect max ratings. Payload and Max Trailer Weights are ESTIMATED values. All weights are shown in pounds unless otherwise stated. Payload and Max Trailer Weight values are rounded to the nearest 10 lb. Payload = GVWR - Base Weight. Trailer Weight Rating (TWR) and Tow Vehicle Trailing Weight are calculated as specified in SAE J2807. Passenger Weight = 300 lb. Options Weight is option content above 33 percent of sales volume. Trailer Equipment Weight = Class IV Hitch Receiver is 11.1 lb (if not already included in Options Weight). Trailer Hitch

MAXIMUM PAYLOAD CAPACITIES <sup>27</sup>							
POWERTRAIN			QUAD CAB® PICKUP		CREW CAB PICKUP		
			6' 4" BOX		5' 7" BOX		6' 4" BOX
	GVWR <sup>6</sup>		4x2	4x4	4x2	4x4	4x2
3.6L PENTASTAR® V6 eTORQUE/ 8-SPEED AUTO	6,010		1,200				
	6,800			1,810			
	6,900				2,000	1,810	1,960
	7,100	2,300					1,770
3.0L ECODIESEL V6/8-SPEED AUTO	7,000				1,780		1,740
	7,100			1,750			
	7,200	2,040				1,800	1,750
5.7L HEMI® V8/ 8-SPEED AUTO	6,900	1,900			1,810		1,770
	7,100			1,910		1,840	1,790
5.7L HEMI V8 eTORQUE/ 8-SPEED AUTO	6,900	1,820			1,720		1,680
	7,100			1,820		1,770	1,690

is 10 lb if TWR is less than or equal to 5,000 lb, and 65 lb if TWR is greater than 5,000 lb. Payload and Trailer Weight Rating are mutually exclusive. GAWRs, GVWRs and GCWRs should never be exceeded. The recommended tongue weight for a conventional hitch is 10 percent of the gross trailer weight. The maximum tongue weight for Class IV hitch receiver is limited to 1,100 lb. Weight-Distributing Hitch is recommended for trailers over 5,000 lb.





# RAM 1500 CLASSIC

## CLASS-EXCLUSIVE FEATURES

- Available RamBox® Cargo Management System<sup>45</sup>
- Link Coil Rear Suspension<sup>45</sup>

## HIGHLIGHTS AT A GLANCE

- Available UCONNECT® 4C/4C NAV WITH 8.4-INCH DISPLAY
  - 8.4-inch color touchscreen
  - Uconnect + SiriusXM Guardian™<sup>23</sup>
  - Navigation with 3D city models and terrain maps (4C NAV)
  - Available SiriusXM® Radio<sup>20</sup> with 1-year trial
  - Available SiriusXM Traffic Plus<sup>20</sup> and SiriusXM Travel Link<sup>20,22</sup> with 5-year trial
  - Drag-and-drop menu bar
- Available RAMBOX CARGO MANAGEMENT SYSTEM
  - Integrated lockable and drainable storage bins with lighting
  - Cargo rail system with adjustable cleats and versatile bed divider/extender
  - AllSecure® Locking System with remote locking/unlocking for security
  - LED bed lighting system (switch in bed for LED bed lights)

## POWERTRAINS



AVAILABLE 5.7L HEMI® V8 WITH FUEL SAVER TECHNOLOGY

- 395 hp/410 lb-ft of torque
- Maximum towing reaches up to 10,680 lb<sup>27</sup>
- Fuel Saver Technology deactivates four cylinders when less power is needed
- Electronic Range Select gives the driver more precise control of the vehicle on hilly terrains and when towing
- Variable Valve Timing increases power output without sacrificing efficiency
- 8HP70 TorqueFlite® 8-speed automatic



3.6L DOHC PENTASTAR® V6

- 305 hp/269 lb-ft of torque—with 90% of peak torque available across a broad rpm range
- Maximum towing reaches up to 7,580 lb<sup>27</sup>
- Dual overhead camshafts
- 845RE TorqueFlite 8-speed automatic

## 845RE/8HP70 TORQUEFLITE 8-SPEED AUTOMATIC TRANSMISSIONS

- Two transmissions, with each application based on the specific engine
- Intelligent shift map technology adapts on-the-fly to changes in road conditions and driving patterns
- Remarkably smooth and effortless acceleration
- Wide gear ratios help the engine operate in the optimal range
- An extremely rapid-locking torque converter ensures robust and long-lasting performance
- Electronic Range Select gives the driver more precise control of the vehicle, particularly when on hilly terrains and while towing

## WHEELS



17-inch Argent Steel  
Standard on Tradesman®  
(WFP)



17-inch Painted Aluminum  
Standard on Express and SLT  
Available on Tradesman  
(WFE)



20-inch Semi-Gloss  
Black-Painted Aluminum  
Standard on Warlock  
Included with Black Accent Package  
on Express  
(WHN)



20-inch Painted Aluminum  
Included with Tradesman® SXT Package  
or Express Value Package  
(WHE)



20-inch Chrome-Clad Aluminum  
Available on Express and with  
Tradesman SXT Package  
(WHK)



26	CHASSIS CAB	2500/3500	1500	1500 CLASSIC	PROMASTER	PROMASTER CITY	CONFIGURATIONS	PAINT	FABRICS	RESOURCES
2020 RAM 1500 CLASSIC						2020 RAM 1500 CLASSIC				
CPOS						CPOS				
ENGINES / TRANSMISSIONS						EXTERIOR FEATURES (continued)				
3.6L Pentastar® V6 / 845RE 8-speed automatic						GRILLE – Black surround, Black hex-link				
5.7L HEMI® V8 / 8HP70 8-speed automatic						– Black with Ram lettering				
						– Chrome surround, Black hex-link (included with Chrome Appearance Group, SXT Package and Chrome Plus Package)				
						– Body-color surround, Black hex-link				
MECHANICAL FEATURES						HEADLAMPS / TAILLAMPS – Automatic				
ACTIVE GRILLE SHUTTERS (included with 8-speed automatic transmission)						– Bifunctional halogen projector with Black bezels and Sport LED taillamps				
ALTERNATOR – 160-amp						– Quad-lens halogen with incandescent taillamps				
AXLE – 3.21 ratio						– Quad-lens halogen Black-look with incandescent taillamps (included with Black Accent Package)				
– 3.55 ratio (included with Trailer and Traction Group if equipped with 3.6L Pentastar V6; not available with 5.7L HEMI V8)						MIRRORS – Manual, Black, 6 x 9-inch (Regular Cab only)				
– 3.92 ratio (included with Trailer and Traction Group if equipped with 5.7L HEMI V8)						– Power, heated, folding, Black, 6 x 9-inch (included with Power and Remote Entry Group)				
– Antispin rear differential (included with Trailer and Traction Group)						– Manual-folding trailer-tow, Black, 7 x 11-inch (included with Trailer-Tow Mirrors and Brake Group; Regular Cab only)				
BATTERY – 730-amp						– Power, heated, auto-dimming, power-folding, Black, 6 x 9-inch; include exterior courtesy lamps and supplemental turn signal (included with Luxury Group)				
ENGINE BLOCK HEATER						– Power, trailer-tow, manual-folding, Black, 7 x 11-inch; include exterior courtesy lamps and supplemental turn signal (included with Trailer-Tow Mirrors and Brake Group)				
ENGINE COOLING – Heavy-duty (included with 5.7L HEMI V8)						SIDE STEPS – Tubular, cab-length, Black				
FUEL TANK – 26-gallon						– Tubular, wheel-to-wheel, chrome				
– 32-gallon (included with 8'-box model on Regular Cab short-box models; optional on 6' 4"- and 5' 7"-box models)						SKID PLATE – Front suspension, 4x4 models only (included with Protection Group)				
SHOCK ABSORBERS – Front, heavy-duty						– Transfer case, 4x4 models only (included with Protection Group)				
– Rear, heavy-duty						SPORT PERFORMANCE HOOD – Includes Mopar® Decal for Warlock				
– Rear, extra-heavy-duty (4x4 only)						STORAGE – RamBox Cargo Management System – Includes pickup box with integrated bins which are weatherproof, lockable and drainable, bed rails with four adjustable cleats, dual-purpose bed divider/extender and LED bed lighting system (5' 7"- and 6' 4"-box models only; not available with 8'-box model)				
STABILIZER BAR – Front						TIRES – P265/70R17 BSW All-Season				
– Rear (not available on Regular Cab 4x2 8'-box models; included with 3.6L Pentastar V6 on Regular Cab 4x2 6' 4"-box models)						– LT265/70R17E BSW All-Terrain				
STEERING – Electronic rack and pinion						– P275/60R20 BSW All-Season (included with Black Accent Package and optional 20-inch wheel)				
SUSPENSION – Front, upper and lower A-arms, coil springs, twin-tube shocks						– P275/60R20 OWL All-Season (included with WR2 wheel)				
– Rear, five-link, coil springs, twin-tube shocks						– Spare, full-size				
TRAILER HITCH – Class IV hitch receiver (included with Trailer-Tow Mirrors and Brake Group)						TONNEAU COVER – Soft, tri-fold (available with or without RamBox System)				
TRANSFER CASE – Electronic part-time (4x4 models only)						TOW HOOKS (included with Protection Group)				
WINCH – Tire carrier						WHEELS – 17 x 7-inch styled steel, painted Argent				
EXTERIOR FEATURES						– 17 x 7-inch painted cast aluminum (included with Chrome Appearance Group and Chrome Plus Package)				
BED LIGHTING SYSTEM – LED (included with Luxury Group or RamBox® Cargo Management System)						– 20 x 8-inch aluminum, painted Semi-Gloss Black (included with Black Accent Package)				
BEDLINER – Spray-in						– 20 x 8-inch painted aluminum (included with Tradesman SXT Package and Express Value Package)				
BODY MODEL – Regular Cab 6' 4"-box						– 20 x 8-inch chrome-clad aluminum (optional with SXT Package)				
– Regular Cab 8'-box						INTERIOR FEATURES				
– Quad Cab® 6' 4"-box						AIR CONDITIONING – Manual				
– Crew Cab 5' 7"-box						– Dual-Zone Automatic Temperature Control (included with Electronics Group, Heated Seats and Wheel Group, and 8.4-inch radios)				
– Crew Cab 6' 4"-box						CLUSTER – Instrument, with 3.5-inch display screen for Driver Information Display				
BUMPERS – Front and rear, Black						– Premium instrument, with 7-inch Driver Information Display (included with Electronics Group and Luxury Group)				
– Front and rear, Black powder-coated						CONSOLE – Full-size floor (included with front bucket seats)				
– Front and rear, chrome (included with Chrome Appearance Group, SXT Package and Chrome Plus Package)						– Overhead (included with Uconnect® 5-inch radio and Electronics Group)				
– Rear body-color						– Overhead, with Universal Garage Door Opener (included with Luxury Group)				
DOOR HANDLES – Black						FLOOR MATS – Front/rear carpeted (included with SXT Package, Express Value Package, Chrome Plus Package and Popular Equipment Group)				
– Body-color						– Front/rear, rubber				
EXHAUST – Single rear (included with 3.6L Pentastar V6)						LOAD FLOOR – Rear fold-flat (Quad Cab and Crew Cab only; included with premium cloth *M9 or *MJ seats)				
– Dual rear (included with 5.7L HEMI V8 if equipped with Express Value Package or Tradesman SXT Package)						PEDALS – Non-adjustable				
FASCIA – Front upper, Black										
– Front upper, body-color (included with SXT Package, Chrome Appearance Group and Chrome Plus Package)										
– Front full, body-color										
FOG LAMPS (included with SXT Package)										
– Front LED										

\* = Standard.    O = Optional.    P = Part of Package.    – = Not Available.

27	CHASSIS CAB	2500/3500	1500	1500 CLASSIC	PROMASTER	PROMASTER CITY	CONFIGURATIONS	PAINT	FABRICS	RESOURCES
2020 RAM 1500 CLASSIC					SALES CODE	TRADESMAN® REQ/QUAD/CREW	EXPRESS REQ/QUAD/CREW	WARLOCK QUAD/CREW		
CPOS						B	J	F		
INTERIOR FEATURES (continued)										
SEATS – Manual-adjusting driver and front-passenger					JP8	•	•	•		
– Seat belt, front, shoulder height-adjustable					CGD/LAX	•	•	•		
– Power 10-way driver (included with premium cloth seats and Cold Weather Group)					JRT	P	P	P		
– Power two-way lumbar adjust (driver seat only; included with premium cloth seats and Cold Weather Group)					JPW	P	P	P		
– Heated, driver and front-passenger – Include heated steering wheel (included with Heated Seats and Wheel Group and Cold Weather Group)					CMA/NHS	P	P	P		
– Vinyl 40/20/40-split bench front seat with folding front armrest/cup holder and floor-mounted storage tray on Crew Cab (Quad Cab® and Crew Cab models include folding rear bench seat trimmed in vinyl)					*TX	•	•	–		
– Cloth 40/20/40-split bench front seat with front armrest with cup holder (Quad Cab and Crew Cab models include cloth folding rear bench seat; included with Popular Equipment Group, Express Value Package, SXT Package and Chrome Plus Package)					*V9	P	P	•		
– Premium cloth-trimmed 40/20/40-split bench front seat, front armrest with cup holder, power 10-way driver seat, power lumbar adjust, front center-seat cushion storage and 115-volt auxiliary power outlet (Quad Cab and Crew Cab models include 60/40 split-folding rear bench seat with underseat storage and fold-flat load floor storage; included with Cold Weather Group)					*M9	P	P	0		
– Premium cloth-trimmed low-back bucket seats, power 10-way driver seat, power lumbar adjust, full-length floor console and 115-volt auxiliary power outlet (Quad Cab and Crew Cab models include 60/40 split-folding rear bench seat trimmed in cloth with underseat storage and fold-flat load floor storage)					*MJ	–	–	0		
STEERING WHEEL – Urethane					SCF	•	•	•		
– Leather-wrapped with audio control buttons (included with Luxury Group and Cold Weather Group)					SCV	P	P	P		
– Heated (included with Heated Seats and Wheel Group and Cold Weather Group)					NHS	P	P	P		
STORAGE – Front center-seat cushion (included with optional CD player; included with *M9 seats)					CVH	P	P	P		
– Front, behind-the-seat (Regular Cab only)					CU3	•	•	–		
– Rear, in-floor bins, two with removable liners (Crew Cab only)					CB9	0	0	0		
– Rear, underseat compartment (Quad Cab and Crew Cab models only)					CUE	•	•	•		
– Dual glove boxes with closing doors						–	–	•		
SUNROOF – Power					GWA	–	–	0		
WINDOWS – Manual (Regular Cab only)					JF8	•	•	–		
– Power, front with driver one-touch-down (Regular Cab only; included with Power and Remote Entry Group)					JPY	P	P	–		
– Power, front and rear with driver one-touch up / down (Quad Cab and Crew Cab models only)					JP3	•	•	•		
– Rear backlight, fixed (standard on Regular Cab models)					GJD	•	•	–		
– Rear backlight, sliding					GFD	0	0	•		
– Rear backlight, power-sliding					GFE	–	–	0		
– Rear defroster (with power-sliding rear backlight only)					GFA	–	–	0		
UCONNECT® MULTIMEDIA										
CONNECTIVITY – Auxiliary input jack for mobile devices					RSU	•	•	•		
– USB 1.5-amp fully functioning port					RSX	•	•	•		
– USB 2.5-amp charging-only port (included with *V9, *M9 and *MJ seats and Uconnect 5-inch radio)					RS3	P	P	•		
APPLE CARPLAY® <sup>33</sup> (included with 8.4-inch radios)					RFP	P	P	P		
ANDROID AUTO™ <sup>34</sup> (included with 8.4-inch radios)					RFS	P	P	P		
SYSTEMS – Radio 3.0 AM/FM					RA1	•	•	–		
– Uconnect 3.0 AM/FM/Bluetooth® Voice Command (included with Chrome Plus Package)					UA1	Q/P	0	–		
– Uconnect 3 with 5-inch display; AM/FM/Bluetooth (included with Express Value Package and SXT Package)					RA2	Q/P	Q/P	•		
– Uconnect 4C with 8.4-inch display; AM/FM/Bluetooth/Connectivity (included with Electronics Group)					UAS	P	P	Q/P		
– Uconnect 4C NAV with 8.4-inch display; AM/FM/Bluetooth/Connectivity/NAV (optional with Electronics Group)					UAQ	–	–	0		
AUDIO CONTROLS – Steering wheel-mounted (included with leather-wrapped steering wheel)					RDZ	–	–	P		
SINGLE-DISC CD PLAYER					RH1	0	0	0		
SIRIUSXM® RADIO <sup>35</sup> (included with Popular Equipment Group and SXT Package)					RSD	P	P	•		
SIRIUSXM TRAFFIC PLUS <sup>36</sup> (included with Uconnect 4C NAV Radio)					RTB	–	–	P		
SIRIUSXM TRAVEL LINK <sup>20,32</sup> (included with Uconnect 4C NAV Radio)					RSM	–	–	P		
SIRIUSXM GUARDIAN™ <sup>32</sup> (included with Uconnect 4C and 4C NAV Radio)					RSK	P	P	P		
SPEAKER SYSTEM – Six, standard					RCG	•	•	S		
– Premium II; 10 speakers including a subwoofer and 12-channel amplifier (Quad Cab and Crew Cab models only)					RC3	–	–	0		
UCONNECT BLUETOOTH CONNECTIVITY – Includes hands-free phone, <sup>38</sup> Streaming Audio, Voice Command and Text Message Reader <sup>38</sup> (included with UA1/RA2/UAS/UAQ radios)					XRB	P	P	•		

2020 RAM 1500 CLASSIC					SALES CODE	TRADESMAN® REQ/QUAD/CREW	EXPRESS REQ/QUAD/CREW	WARLOCK QUAD/CREW		
CPOS						B	J	F		
SAFETY & SECURITY										
AIR BAGS <sup>39</sup> – Advanced multistage front					CG3	•	•	•		
– Supplemental side-curtain					CGS	•	•	•		
– Supplemental front-seat side-mounted					CJ1	•	•	•		
BRAKES – Power-assisted 4-wheel antilock disc					BRT	•	•	•		
ELECTRONIC STABILITY CONTROL (ESC) <sup>40</sup> – Includes 4-wheel ABS, Brake Assist, All-Speed Traction Control, Rain Brake Support, Ready Alert Braking, Electronic Roll Mitigation, Hill Start Assist and Trailer Sway Damping <sup>45</sup>					BNB	•	•	•		
PARKSENSE® REAR PARK ASSIST <sup>41</sup>					XAA	–	–	•		
PARKVIEW® REAR BACK-UP CAMERA <sup>44</sup> – With dynamic grid lines (grid lines not available with 3.0 radios)					XAC	•	•	•		
REMOTE KEYLESS ENTRY WITH ALLSECURE® – Controls for power door locks, tailgate and RamBox® System (when equipped), illuminated entry system and panic alarm; includes two transmitters (included with Popular Equipment Group, SXT Package, Chrome Plus Package, Express Value Package and Power and Remote Entry Group)					GXM	P	P	•		
REMOTE START SYSTEM <sup>43</sup> (included with Remote Start and Security Group and Cold Weather Group)					XBM	P	P	P		
SECURITY ALARM <sup>42</sup> (included with Remote Start and Security Group and Cold Weather Group)					LSA	P	P	P		
TRAILER BRAKE CONTROLLER – Fully integrated electronic (included with Trailer-Tow Mirrors and Brake Group and Trailer and Traction Group)					XHC	Q/P	Q/P	Q/P		
PACKAGES / EQUIPMENT GROUPS										
BLACK ACCENT PACKAGE – Includes Black badges, Black bezel headlamps, body-color grille and 20-inch Black-painted aluminum wheels (requires Express Value Package)					ALU	–	0	–		
CHROME APPEARANCE GROUP – Includes chrome front and rear bumpers, chrome grille surround, body-color upper front fascia and 17-inch painted aluminum wheels					AED	0	–	–		
CHROME PLUS PACKAGE – Includes cloth 40/20/40-split bench seat, carpet floor covering, remote keyless entry, floor mats, body-color upper fascia, chrome front and rear bumpers, chrome grille, Uconnect 3.0 radio and 17-inch aluminum wheels; deletes spray-in bedliner					AEP	0	–	–		
COLD WEATHER GROUP – Includes *M9 premium cloth seats, security alarm, <sup>46</sup> Remote Start System, <sup>43</sup> leather-wrapped steering wheel, heated front seats and steering wheel (requires Express Value Package)					AD7	0	0	–		
ELECTRONICS GROUP – Includes Dual-Zone Automatic Temperature Control, 7-inch Driver Information Display cluster and Uconnect 4C radio with 8.4-inch display					AFC	0	0	0		
EXPRESS VALUE PACKAGE – Includes cloth 40/20/40-split bench seat, carpet floor covering, floor mats, remote keyless entry, 5-inch touchscreen radio, dual exhaust tips and 20-inch aluminum wheels and tires					AYY	–	0	–		
HEATED SEATS AND WHEEL GROUP – Includes heated cloth seats and heated steering wheel					AGF	–	–	0		
LUXURY GROUP – Includes overhead console with Universal Garage Door Opener, sun visors with illuminated vanity mirror, rearview auto-dimming mirror, power, heated, power-folding mirrors with turn indicator and supplemental lamps, premium cluster with 7-inch Driver Information Display, glove box lamp, rear dome lamp with on/off switch, LED bed lighting and leather-wrapped steering wheel (requires 8.4-inch radio)					ADA	–	–	0		
POPULAR EQUIPMENT GROUP – Includes cloth 40/20/40-split bench seat, carpeted flooring, remote keyless entry, floor mats and SiriusXM Radio <sup>35</sup>					AJY	0	0	–		
POWER AND REMOTE ENTRY GROUP – Includes premium vinyl door trim, remote keyless entry, foldaway Black power, heated mirrors, power windows with front one-touch down and power locks (Regular Cab only)					AJH	0	0	–		
PROTECTION GROUP – Includes tow hooks, front suspension and transfer case skid plates (4x4 models only)					ADB	0	–	0		
REMOTE START AND SECURITY GROUP – Includes security alarm <sup>46</sup> and Remote Start System <sup>43</sup>					AJB	–	–	0		
SXT PACKAGE – Includes cloth 40/20/40-split bench seat, carpet floor covering, remote keyless entry, floor mats, fog lamps, body-color upper fascia, chrome front and rear bumpers, chrome grille, SiriusXM Radio, <sup>40</sup> Uconnect 3 with 5-inch display and 20-inch aluminum wheels					AAV	0	–	–		
TRAILER AND TRACTION GROUP – Includes trailer-tow mirrors, 3.55 axle ratio with 3.6L Pentastar® V6 or 3.92 axle ratio with 5.7L HEMI® V8, antisipin differential and trailer brake controller					AAR	–	–	0		
TRAILER-TOW MIRRORS AND BRAKE GROUP – Includes electronic trailer brake controller, Class IV hitch receiver and 7 x 11-inch trailer-tow mirrors (included with Trailer and Traction Group)					AHC	0	0	Q/P		
• = Standard. 0 = Optional. P = Part of Package. – = Not Available.										

RAM 1500 CLASSIC TOWING AND PAYLOAD

RAM 1500 CLASSIC TOWING—SAE J2807 COMPLIANT												
Maximum Loaded Trailer Weight <sup>27</sup>			REGULAR CAB				QUAD CAB®		CREW CAB			
			6' 4" BOX		8' BOX		6' 4" BOX		5' 7" BOX		6' 4" BOX	
ENGINE	AXLE RATIO	GCWR <sup>6</sup>	4x2	4x4	4x2	4x4	4x2	4x4	4x2	4x4	4x2	4x4
3.6L PENTASTAR® V6	3.21	9,850	4,960	4,740	4,750	4,550	4,530	4,350	4,470	4,350		
	3.55	12,200	7,310	7,090								
	3.55	12,400			7,300	7,100						
	3.55	12,900					7,580	7,400	7,520	7,400		
5.7L HEMI® V8	3.21	13,800	8,690	8,480	8,510	8,280	8,340	8,150	8,280	8,090	8,240	8,060
	3.92	14,350	9,240	9,030								
	3.92	15,850										10,110
	3.92	15,975			10,680	10,450	10,510	10,330	10,460	10,270	10,410	

RAM 1500 CLASSIC PAYLOAD											
Maximum Payload Capacities <sup>27</sup>		REGULAR CAB				QUAD CAB		CREW CAB			
		6' 4" BOX		8' BOX		6' 4" BOX		5' 7" BOX		6' 4" BOX	
ENGINE	GVWR <sup>6</sup>	4x2	4x4	4x2	4x4	4x2	4x4	4x2	4x4	4x2	4x4
3.6L PENTASTAR V6	6,025	1,500									
	6,300		1,580								
	6,600			1,900	1,710						
	6,800					1,920	1,740	1,870	1,710		
5.7L HEMI V8	6,350	1,610	1,400								
	6,600			1,680	1,490						
	6,800					1,700	1,520	1,650	1,460	1,600	1,430
	6,900					1,800	1,620	1,750	1,560	1,700	1,530

Notes regarding the charts above: numbers in **black boxes** reflect max ratings. Payload and Max Trailer Weights are ESTIMATED values. All weights are shown in lb unless otherwise stated. Payload and Max Trailer Weight values are rounded to the nearest 10 lb. Payload = GVWR - Base Weight. Trailer Weight Rating and Tow Vehicle Trailing Weight are calculated as specified in SAE J2807. Payload and Trailer Weight Rating are mutually exclusive. GAWRs, GVWRs and GCWRs should never be exceeded. The recommended tongue weight for a conventional hitch is 10 percent of the gross trailer weight. The maximum tongue weight for Class IV hitch receivers is limited to 1,100 lb. Weight-distributing hitch is recommended for trailers over 5,000 lb.



# RAM PROMASTER® CARGO VAN/WINDOWED VAN & CHASSIS CAB/CUTAWAY



Shown with aftermarket upfits.

## BEST-IN-CLASS FEATURES

- Standard V6 hp–280 hp, with the 3.6L Pentastar® V6<sup>47</sup>
- Standard cargo height<sup>47</sup>
- Maximum cargo width<sup>47</sup>
- Lowest load floor height<sup>47</sup>
- Width between the wheel wells<sup>47</sup>
- Turning diameter (118-inch wheelbase models)<sup>47</sup>
- Payload<sup>47</sup>

## TALLEST- AND WIDEST-IN-CLASS

- Tallest and widest standard cargo area in its class<sup>47</sup>

## CLASS-EXCLUSIVE FEATURES

- Front-Wheel Drive<sup>47</sup>

## HIGHLIGHTS AT A GLANCE

- Three wheelbases, four cargo lengths
- Hinged rear doors open 260° and can accommodate standard pallets
- Right-side sliding door wide enough to accommodate a standard pallet (left-side door available)
- 12-volt power outlet mounted in instrument panel
- Electronic Stability Control<sup>25</sup> integrating All-Speed Traction Control, Electronic Roll Mitigation and Brake Assist
- Remote USB port—charge only
- Upfit interface connector and rear speaker wiring prep are standard on all models
- Auxiliary power connector
- Uconnect® 3 with 5-inch display, Bluetooth® Integrated Voice Command, media input hub (USB & AUX) and steering wheel-mounted audio controls
- ParkView® Rear Back-Up Camera<sup>14</sup>—standard on Cargo Van and Windowed Van

## POWERTRAIN

### 3.6L VVT 3.6L PENTASTAR® V6

- 280 hp/260 lb-ft of torque
- 5-Year/60,000-Mile Powertrain Limited Warranty<sup>3</sup>
- Impressive and infrequent engine oil change intervals—travel up to 10,000 miles between oil changes
- 62TE 6-speed automatic
  - Smooth shifts and optimum efficiency
  - 3.86:1 final-drive ratio
  - Tow/Haul Mode automatically adjusts shift points based on payload

## WHEELS

- 

16-inch Painted Steel with Center Cap  
Standard on Ram ProMaster® 1500/2500/3500 (WCS / WMN)
- 

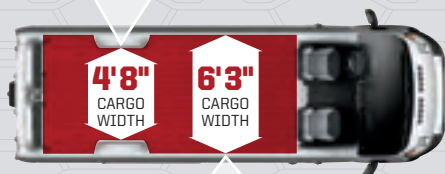
16-inch Painted Steel with Optional Cover  
Optional on Ram ProMaster 1500/2500/3500 (W6A)
- 

16-inch Black-Painted Steel with Center Cap  
Optional on Ram ProMaster 1500/2500/3500 (WDL)
- 

16-inch Aluminum  
Optional on Ram ProMaster 1500/2500/3500 (WDN)

## CARGO WIDTH

**BEST-IN-CLASS**  
**WIDTH BETWEEN WHEEL WELLS<sup>47</sup>**  
(CARGO VAN)



**BEST-IN-CLASS**  
**MAXIMUM CARGO WIDTH<sup>47</sup>**  
(CARGO VAN)

## TWO ROOF HEIGHTS

### STANDARD ROOF

**BEST-IN-CLASS**  
**STANDARD ROOF**  
**CARGO HEIGHT<sup>47</sup>**



### AVAILABLE HIGH ROOF



## FOUR CARGO LENGTHS



118-inch wheelbase



136-inch wheelbase



159-inch wheelbase



159-inch wheelbase, extended

## 2020 RAM PROMASTER®

### ENGINE / TRANSMISSION

3.6L Pentastar® V6 / 6-speed automatic

### MECHANICAL FEATURES

ADDITIONAL KEY FOBS – Two

ALTERNATOR – 180-amp

– 220-amp (included with RV-Ready Prep Package)

AUXILIARY FUEL TAP

BATTERY – 95-amp

– 100-amp

– Auxiliary Power Connector

CRUISE CONTROL

ELECTRONIC STABILITY CONTROL (ESC)<sup>®</sup>

ELECTRONIC VEHICLE TRACKING SYSTEM (BY MOPAR<sup>®</sup>)

ENGINE BLOCK HEATER

FUEL TANK – 24-gallon

FULL-SIZE SPARE TIRE

POWER STEERING

SPEED LIMITER – 65-mph maximum speed (restrictions apply)

– 70-mph maximum speed (restrictions apply)

– 77-mph maximum speed (restrictions apply)

SUSPENSIONS – Heavy-duty (2500 / 3500)

– Light-duty (118-inch wheelbase 1500 models only)

– Medium-duty (136-inch wheelbase 1500 models only)

– Premium heavy-duty (3500 models only; Cargo Van requires the 159-inch wheelbase)

– Touring

TEMPORARY SPARE TIRE MOUNT

UPFITTER ELECTRONIC MODULE – Vehicle System Interface Module (VSIM)

DAYTIME RUNNING LAMPS

### EXTERIOR FEATURES

DOORS, REAR – 260-degree-opening

– Rear hinged doors with no glass

– Rear hinged doors with fixed glass

DOORS, SIDE – Left-side with fixed-glass window and grate (136-inch wheelbase models with Standard Roof only)

– Left-side with no glass (not available on 118-inch wheelbase models)

– Left-side with fixed window (not available on 118-inch wheelbase models)

– Right-side with fixed glass (Standard Roof models only on Cargo Van; includes window grate)

– Right-side with no glass

– Passenger sliding door with fixed window (restrictions apply)

FRONT FOG LAMPS (included with Premium Appearance Group)

FRONT LICENSE PLATE BRACKET

GRILLE – Chrome, with prominent Ram badging (included with Premium Appearance Group)

– Silver, with prominent Ram badging

HEADLAMPS

HITCH RECEIVER, CLASS IV – Includes four- and seven-pin wiring harness (included with RV-Ready Prep Package; not available on 159-inch wheelbase extended models)

MIRRORS – Manual-adjustable / manual-folding

– Power-adjustable / power-folding, heated

– Wide power-adjustable, heated

REAR WALL WINDOW

ROOF CLEARANCE LAMPS – Deletes the front clearance lamps

– Front

– Rear

SPLASH GUARDS – Vehicle set (by Mopar)

STEP – Rear bumper extension (not available with Class IV hitch receiver; see your dealer for availability; by Mopar)

– Sliding-door step, left-side (requires left-side door; by Mopar)

– Sliding-door step, right-side (see your dealer for availability; by Mopar)

TAILLAMP EXTENSION WIRING

WHEELS – 16-inch aluminum (included with RV-Ready Prep Package)

– 16-inch Silver-painted steel with center cap

– 16-inch Silver-painted steel with full wheel cover

– 16-inch Black-painted steel (not available with RV-Ready Prep Package)

– Center Cap Delete

WINDOW – Left-side second-row fixed (optional on High Roof Cargo Van models only)

WINDOW DEFROSTER – Rear (requires rear doors with glass on Cargo Van models)

12-VOLT AUXILIARY POWER OUTLET – Front

– Rear

– Standard. O = Optional. P = Part of Package. – = Not Available.

SALES CODE	CARGO VAN	WINDOWED VAN	CHASSIS CAB	CUTAWAY
<b>ENGINE / TRANSMISSION</b>				
3.6L Pentastar® V6 / 6-speed automatic	ERB/DC2	-	-	-
<b>MECHANICAL FEATURES</b>				
ADDITIONAL KEY FOBS – Two	GXK	O	O	O
ALTERNATOR – 180-amp	BAD	-	-	-
– 220-amp (included with RV-Ready Prep Package)	BAJ	O/P	O/P	-
AUXILIARY FUEL TAP	XFZ	-	-	-
BATTERY – 95-amp	BCY	-	-	-
– 100-amp	BOC	O	O	O
– Auxiliary Power Connector	BC1	-	-	-
CRUISE CONTROL	NHM	O	O	O
ELECTRONIC STABILITY CONTROL (ESC) <sup>®</sup>	BNB	-	-	-
ELECTRONIC VEHICLE TRACKING SYSTEM (BY MOPAR <sup>®</sup> )	AES	O	O	O
ENGINE BLOCK HEATER	NHK	O	O	O
FUEL TANK – 24-gallon	NFE	-	-	-
FULL-SIZE SPARE TIRE	TBB	-	-	-
POWER STEERING	SBA	-	-	-
SPEED LIMITER – 65-mph maximum speed (restrictions apply)	JJ4	O	O	O
– 70-mph maximum speed (restrictions apply)	JJ5	O	O	O
– 77-mph maximum speed (restrictions apply)	JJ9	O	O	O
SUSPENSIONS – Heavy-duty (2500 / 3500)	SDB	-	O	-
– Light-duty (118-inch wheelbase 1500 models only)	SDA	-	-	-
– Medium-duty (136-inch wheelbase 1500 models only)	SDJ	-	-	-
– Premium heavy-duty (3500 models only; Cargo Van requires the 159-inch wheelbase)	SDD	O	O	-
– Touring	SDC	-	-	-
TEMPORARY SPARE TIRE MOUNT	TBA	-	-	O
UPFITTER ELECTRONIC MODULE – Vehicle System Interface Module (VSIM)	XXS	O	O	O
DAYTIME RUNNING LAMPS	LMK	O	O	O
<b>EXTERIOR FEATURES</b>				
DOORS, REAR – 260-degree-opening	GLF	-	-	-
– Rear hinged doors with no glass	GLA	-	-	-
– Rear hinged doors with fixed glass	GLB	O	-	-
DOORS, SIDE – Left-side with fixed-glass window and grate (136-inch wheelbase models with Standard Roof only)	GKD	O	-	-
– Left-side with no glass (not available on 118-inch wheelbase models)	GKE	O	-	-
– Left-side with fixed window (not available on 118-inch wheelbase models)	GKJ	O	-	-
– Right-side with fixed glass (Standard Roof models only on Cargo Van; includes window grate)	GKB	O	-	-
– Right-side with no glass	GKA	-	-	-
– Passenger sliding door with fixed window (restrictions apply)	GKS	O	-	-
FRONT FOG LAMPS (included with Premium Appearance Group)	LNJ	O/P	O/P	O/P
FRONT LICENSE PLATE BRACKET	MDA	O	O	O
GRILLE – Chrome, with prominent Ram badging (included with Premium Appearance Group)	MFE	P	P	P
– Silver, with prominent Ram badging	MFD	-	-	-
HEADLAMPS	LMA	-	-	-
HITCH RECEIVER, CLASS IV – Includes four- and seven-pin wiring harness (included with RV-Ready Prep Package; not available on 159-inch wheelbase extended models)	XFH	O/P	O/P	-
MIRRORS – Manual-adjustable / manual-folding	GTP	-	-	-
– Power-adjustable / power-folding, heated	GTR	O	O	-
– Wide power-adjustable, heated	GTB	O	O	O
REAR WALL WINDOW	GEV	-	-	-
ROOF CLEARANCE LAMPS – Deletes the front clearance lamps	LT8	-	-	O
– Front	LNC	-	-	-
– Rear	LNG	-	-	-
SPLASH GUARDS – Vehicle set (by Mopar)	MKN	O	O	-
STEP – Rear bumper extension (not available with Class IV hitch receiver; see your dealer for availability; by Mopar)	MDM	O	O	-
– Sliding-door step, left-side (requires left-side door; by Mopar)	MR3	O	-	-
– Sliding-door step, right-side (see your dealer for availability; by Mopar)	MRZ	O	O	-
TAILLAMP EXTENSION WIRING	XGF	-	-	-
WHEELS – 16-inch aluminum (included with RV-Ready Prep Package)	WDN	O/P	O/P	O
– 16-inch Silver-painted steel with center cap	WCS/WMN	-	-	-
– 16-inch Silver-painted steel with full wheel cover	WGA	O	O	O
– 16-inch Black-painted steel (not available with RV-Ready Prep Package)	WDL	O	O	O
– Center Cap Delete	WH8	O	O	O
WINDOW – Left-side second-row fixed (optional on High Roof Cargo Van models only)	GEA	O	-	-
WINDOW DEFROSTER – Rear (requires rear doors with glass on Cargo Van models)	GFA	O	-	-
12-VOLT AUXILIARY POWER OUTLET – Front	JJJ	-	-	-
– Rear	JKP	O	O	-

2020 RAM PROMASTER®

INTERIOR FEATURES

AIR CONDITIONING – Air Conditioning Delete; heater only	HCD	0	0	0	0
– Manually controlled, with heat	HAA	•	•	•	•
– Rear Heater / Air Conditioning Prep Package (not available with Air Conditioning Delete; included with RV-Ready Prep Package)	H0G	0/P	0/P	0	0
ASSIST HANDLES – Rear doors (by Mopar®)	CSR	0	0	–	–
AUXILIARY UPFITTER SWITCHES – Two (included with RV-Ready Prep Package)	LHL	0/P	0/P	0	0
CARGO COMPARTMENT FLOOR MAT (by Mopar)	CKL	0	–	–	–
CARGO PARTITION – None	CTP	•	•	–	–
– With sliding window	XJ1	0	–	–	–
– Without window	CWC	0	–	–	–
CARGO TIE-DOWNS – Floor		•	–	–	–
– Side wall	CKT	•	–	–	–
CARGO-AREA LIGHTING – Incandescent	LPE	•	•	–	–
– LED (not available with LED rear lamp; by Mopar)	LCP	0	0	–	–
– LED rear lamp	L0B	0	0	–	–
FRONT WALK-THRU MAT – Carpet (not available with passenger double seat; by Mopar)	CCL	0	0	–	–
– Slush (not available with passenger double seat; by Mopar)	CCK	0	0	–	–
INSTRUMENT PANEL WITH BRIGHT BEZELS	JBD	0	0	0	0
LOCKING GLOVE BOX (included with Interior Convenience Group)	JKA	P	P	P	P
POWER DOOR LOCKS – Speed-sensitive	JPH	•	•	•	•
REAR-DOOR CARGO NET (included with Interior Convenience Group)	CKR	P	–	–	–
SEATING SURFACES – Cloth	*A7	•	•	•	•
– Vinyl (not available with swivel seats)	*B7	0	0	0	0
SEATS – Four-way manually adjustable driver and front-passenger bucket	CDN/CDT	•	•	•	•
– Driver’s six-way adjustable with lumbar adjust (not available with driver’s suspension bucket seat or passenger swivel seat)	CDL	0	0	0	0
– Driver’s and passenger six-way adjustable with lumbar adjust (not available with passenger double seat, driver’s swivel seat or driver’s suspension bucket seat)	CDU	0	0	0	0
– Driver’s suspension bucket (not available with driver’s swivel seat, heated driver’s seat or six-way adjustable seat)	CXX	0	0	0	0
– Driver’s swivel (requires cloth seating surfaces; not available with six-way adjustable seats or cargo partition; included with RV-Ready Prep Package)	CEA	0/P	0/P	0	0
– Heated driver’s (requires six-way adjustable driver’s seat; not available with driver’s swivel seat)	CMB	0	0	0	0
– Heated passenger (requires six-way adjustable driver / passenger seats)	CMC	0	0	0	0
– Passenger double (requires four-way or six-way adjustable driver’s seats)	CAA	0	–	0	–
– Passenger Seat Delete (includes deactivate passenger air bag® and Passenger Seat Belt Mount Delete)	CD9	0	0	0	0
– Passenger swivel - Requires cloth seating surfaces and driver’s swivel seat; not available with cargo partition or heated seat (included with RV-Ready Prep Package)	CHR	0/P	0/P	0	0
SHELF ABOVE ROOF TRIM – Included with Interior Convenience Group	CTA	P	P	P	P
SPRAY-ON FLOOR LINER (by Mopar) – Not available with wood floor	CME	0	0	–	–
STEERING COLUMN – Telescoping	SUC	•	•	•	•
STEERING WHEEL – Leather-wrapped	SCC	0	0	0	0
TIRE PRESSURE MONITORING DISPLAY	XGM	•	•	•	•
UPFIT INTERFACE CONNECTOR (included with Rear-Speaker Wiring Prep)	BC3	•	•	•	•
WALL PANELS – Upper-side (include lower-side)	CTE	0	–	–	–
– Lower-side	CMG	0	0		
WINDOWS – Power with one-touch-down feature	JPY	•	•	•	•
– Window guards, rear (not available on 118- or 136-inch Standard Roof Cargo Vans or 136-inch-wheelbase 2500 Windowed Van; by Mopar)	XGC	0	0	–	–
WOOD FLOOR – Rear (not available with Spray-On Floor Liner)	CME	0	0	–	–

UCONNECT® MULTIMEDIA

REAR-SPEAKER WIRING PREP – Includes upfit interface connectors	RED	•	•	•	•
SIRIUSXM® RADIO <sup>28</sup> – With 1-year trial (restrictions apply)	RSD	0	0	0	0
UCONNECT 3 WITH 5-INCH DISPLAY – Includes Media Hub with USB, Integrated Voice Command with Bluetooth® and auxiliary input, and steering wheel-mounted audio controls	UAA	•	•	•	•
UCONNECT 3 NAV WITH 5-INCH DISPLAY – Includes Navigation (restrictions apply)	UAB	0	0	0	0
RAM TELEMATICS™ – Includes 1-year service	RFQ	0	0	0	0
– Three-year subscription	X9S	0	0	0	0
– Five-year subscription	X9T	0	0	0	0

SAFETY & SECURITY

AIR BAGS <sup>29</sup> – Driver and front-passenger	CG3	•	•	•	•
– Supplemental side-curtain front	CJ4	•	•	•	•
– Supplemental front-seat side	CJ1	•	•	•	•
DOT-CERTIFIED ROADSIDE SAFETY KIT (by Mopar)	ACL	0	0	0	0
PARKSENSE® REAR PARK ASSIST <sup>30</sup>	XAA	0	0		
PARKVIEW® REAR BACK-UP CAMERA <sup>31</sup>	XAC	•	•		
PARKVIEW REAR BACK-UP CAMERA <sup>31</sup> KIT – Requires installation by upfitter	XA3	–	–	•	•
REMOTE KEYLESS ENTRY	GXM	•	•	•	•
REMOTE START SYSTEM <sup>32</sup> (by Mopar)	JJ1	0	0	0	0
SECURITY ALARM <sup>35</sup>	LSA	0	0	0	0

2020 RAM PROMASTER

PACKAGES

DELIVERY PACKAGE 1 – Includes active speed-limiting device and key-in-ignition (restrictions apply)	AZA	0	0	0	0
INTERIOR CARGO RACK PACKAGE – Requires cargo partition or cargo partition with sliding window (by Mopar)	CWN	0	–	–	–
INTERIOR CONVENIENCE GROUP – Includes locking glove box, shelf above roof trim, underseat storage tray and rear-door cargo net on Cargo Van models (included with RV-Ready Prep Package)	ANV	0/P	0/P	0	0
PREMIUM APPEARANCE GROUP – Includes chrome grille and fog lamps (included with RV-Ready Prep Package)	ALU	0/P	0/P	0	0
RV-READY PREP PACKAGE – Includes Mopar Trailer Tow Group on 159-inch-wheelbase 3500 extended models, Premium Appearance Group, Interior Convenience Group, 220-amp alternator, driver’s swivel seat, passenger swivel seat, Class IV hitch receiver, Rear Heater / Air Conditioning Prep Package, auxiliary switches and 18-inch aluminum wheels (not available on 118-inch wheelbase)	ACV	0	0	–	–

• = Standard. 0 = Optional. P = Part of Package. – = Not Available.

RAM PROMASTER SPECIFICATIONS

CAPABILITY	CARGO VAN										WINDOWED VAN	
	1500			2500			3500				2500	3500
	118" WB	136" WB		136" WB		159" WB	136" WB		159" WB	159" WB, EXT	159" WB	159" WB, EXT
	STANDARD ROOF	STANDARD ROOF	HIGH ROOF	STANDARD ROOF	HIGH ROOF	HIGH ROOF	STANDARD ROOF	HIGH ROOF	HIGH ROOF	HIGH ROOF	HIGH ROOF	HIGH ROOF
	GWR <sup>6</sup>	8,550	8,550	8,550	8,900	8,900	8,900	9,350	9,350	9,350	8,900	9,350
GCWR <sup>6</sup>	12,000	12,000	12,000	12,000	12,000	12,000	12,000	12,000	12,000	12,000	12,000	12,000
BASE CURB WEIGHT	4,554	4,662	4,787	4,644	4,768	4,895	4,669	4,796	4,923	5,020	4,957	5,061
MAXIMUM PAYLOAD <sup>27</sup>	4,000	3,890	3,760	4,260	4,130	4,010	4,680	4,550	4,430	4,330	3,940	4,290
FRONT GAWR <sup>6</sup>	4,629	4,629	4,629	4,629	4,629	4,629	4,629	4,629	4,629	4,629	4,629	4,629
REAR GAWR <sup>6</sup>	5,004	5,291	5,291	5,291	5,291	5,291	5,291	5,291	5,291	5,291	5,291	5,291
CURB-TO-CURB TURNING (F.T)	36.3	40.7	40.7	40.7	40.7	46.8	40.7	40.7	46.8	46.8	46.8	46.8
MAXIMUM TOWING <sup>27</sup> <small>SAE J2807 COMPLIANT</small>	6,910	6,800	6,700	6,800	6,700	6,480	6,700	6,600	6,480	6,410	6,480	6,410

CAPABILITY	CHASSIS CAB			CUTAWAY		
	3500			3500		
	136" WB	159" WB	159" WB, EXT	136" WB	159" WB	159" WB, EXT
	82.4" CA	104.7" CA	104.7" CA	82.4" CA	104.7" CA	104.7" CA
	GWR <sup>6</sup>	9,350	9,350	9,350	9,350	9,350
GCWR <sup>6</sup>	11,500	11,500	11,500	11,500	11,500	11,500
BASE CURB WEIGHT	4,177	4,217	4,246	4,116	4,147	4,195
MAXIMUM PAYLOAD <sup>27</sup>	5,170	5,130	5,100	5,230	5,200	5,160
FRONT GAWR <sup>6</sup>	4,629	4,629	4,629	4,629	4,629	4,629
REAR GAWR <sup>6</sup>	5,291	5,291	5,291	5,291	5,291	5,291
CURB-TO-CURB TURNING (F.T)	40.7	46.8	46.8	40.7	46.8	46.8
MAXIMUM TOWING <sup>27</sup> <small>SAE J2807 COMPLIANT</small>	5,100	5,100	5,100	5,100	5,100	5,100

Weights given in lb unless otherwise noted.



# RAM PROMASTER CITY<sup>®</sup>

AMERICA'S  
MOST EFFICIENT  
WORK VAN<sup>1</sup>



Shown with aftermarket upfit.

## BEST-IN-CLASS FEATURES

- ▶ Horsepower of 178 hp<sup>48</sup>
- ▶ Torque of 174 lb-ft<sup>48</sup>
- ▶ Highway Driving Range with standard motor<sup>49</sup>
- ▶ GVWR, up to 5,395 lb<sup>6,48</sup>
- ▶ Payload, up to 1,890 lb<sup>48</sup>
- ▶ Cargo capacity behind first row<sup>48</sup>
- ▶ Cargo width<sup>48</sup>

## UNSURPASSED

- ▶ Towing, up to 2,000 lb<sup>48</sup>

## CLASS-EXCLUSIVE FEATURES

- ▶ Bi-link Rear Suspension<sup>48</sup>
- ▶ 9-speed Automatic<sup>48</sup>
- ▶ Driver-side Knee Air Bag<sup>24,48</sup>

## HIGHLIGHTS AT A GLANCE

- ▶ Cargo Van
  - ▷ Rear lift-in height of 23.3 in
  - ▷ 60/40-split rear doors that are wide enough to fit a standard pallet
  - ▷ Rear doors can stop at 90° or open to 180°
  - ▷ Standard Uconnect<sup>®</sup> 3 with 5-inch Display and Bluetooth<sup>®</sup> Integrated Voice Command
  - ▷ Standard ParkView<sup>®</sup> Rear Back-Up Camera<sup>14</sup>
  - ▷ Available upfit interface connector (limited availability)
- ▶ Wagon
  - ▷ Seating for up to five occupants
  - ▷ Seven standard air bags<sup>24</sup>
  - ▷ 60/40 Fold-and-Tumble rear seat
  - ▷ Dual sliding side doors
  - ▷ 1,878-lb maximum towing capacity<sup>27</sup>
  - ▷ Standard Uconnect 3 with 5-inch Display and Bluetooth Integrated Voice Command
  - ▷ Standard ParkView Rear Back-Up Camera<sup>14</sup>

## POWERTRAIN

### 2.4L multiair 2.4L TIGERSHARK<sup>®</sup> MULTIAIR<sup>®</sup> 2 I-4

- ▶ BEST-IN-CLASS 178 hp<sup>48</sup> and BEST-IN-CLASS 174 lb-ft of torque<sup>48</sup>
- ▶ BEST-IN-CLASS 28 MPG hwy fuel economy<sup>50</sup>
- ▶ UNSURPASSED towing in its class—up to 2,000 lb (Cargo Van)<sup>48</sup>
- ▶ 5-Year/60,000-Mile Powertrain Limited Warranty<sup>3</sup>
- ▶ CLASS-EXCLUSIVE 948TE 9-speed automatic<sup>48</sup>
  - ▷ 4.70 low gear for confident launches under load
  - ▷ 3.73 final drive ratio for responsive acceleration and hauling power
  - ▷ Electronic Range Select (ERS) for extra control under heavier loads


## WHEELS



16-inch Steel with Center Cap  
Standard on Tradesman<sup>®</sup> SLT  
Cargo Van/Wagon  
(WDL/WME)



16-inch Aluminum  
Available on Tradesman SLT  
Cargo Van/Wagon SLT  
(WDN)



16-inch Steel with  
Full-Painted Silver Wheel Cover  
Standard on Tradesman SLT Cargo Van/  
Wagon SLT  
Included with Taxi Cab Package  
Optional on Tradesman Cargo Van/Wagon  
(WCS/W6A)

2020 RAM PROMASTER CITY®

	SALES CODE	WAGON	WAGON SLT	TRADESMAN® CARGO VAN	TRADESMAN SLT CARGO VAN
CPOS		2TA	2TB	2TC	2TD
ENGINE / TRANSMISSION					
2.4L Tigershark® MultiAir®2 I-4 engine / 9-speed automatic	EDG/DFH	-	-	-	-
MECHANICAL FEATURES					
ALTERNATOR – 160-amp	BAB	•	•	•	•
BATTERY – 700-amp, maintenance-free	BCB	•	•	•	•
BRAKES – Four-wheel antilock	BGK	•	•	•	•
FUEL TANK – 16-gallon	NFZ	•	•	•	•
UPFIT INTERFACE CONNECTOR (included with Taxi Cab Package and RV-Ready Prep Package; limited availability)	BC3	O/P	O/P	O/P	O/P
EXTERIOR FEATURES					
BODYSIDE MOLDING – Black	MJA	•	•	•	•
BUMPERS – Front and rear, Black	MLM	•	–	•	–
– Front and rear, body-color	MLA	•	•	–	•
DAYTIME RUNNING LAMPS	LMK	O	O	O	O
DOORS – Window Group 01 - Includes rear hinged doors with fixed glass and sliding side doors with vented glass (Wagon models only)	GC4	•	•	–	–
– Window Group 02 - Includes power second-row windows and rear doors with fixed windows (included with Taxi Cab Package and Popular Equipment Group)	GCK	P	P	–	–
– Window Group 03 - Includes side and rear doors with solid panels	GC1	–	–	•	•
– Window Group 04 - Includes left and right sliding door panels / rear doors with fixed windows	GC2	–	–	O	O
– Window Group 05 - Includes left and right sliding cargo doors with grates and vented glass / rear doors with fixed windows	GCY	–	–	O	O
– Window Group 06 - Includes left and right sliding doors with vented side windows / rear doors with fixed windows (requires Cargo Partition Pack - Solid or Cargo Partition Pack - Window)	GC3	–	–	O	O
– Window Group 06A - Includes power second-row windows and rear doors with fixed windows (requires Cargo Partition Pack - Window or Cargo Partition Pack - Solid; packaged with Popular Equipment Group)	GC6	–	–	–	P
– Window Group 07 - Includes left sliding cargo door panel / right sliding door with grate and vented window / rear doors with fixed windows	GCP	–	–	O	O
– Window Group 08 - Includes left sliding cargo door panel / right sliding cargo door with vented glass / rear doors with fixed windows (requires Cargo Partition Pack - Window or Cargo Partition Pack - Solid)	GCT	–	–	O	O
– Window Group 09 - Includes left sliding door panel and right sliding cargo door grates with vented windows / rear door panels	GCM	–	–	O	O
– Window Group 10 - Includes left / right sliding cargo doors with grates and vented glass / rear door panels	GCU	–	–	O	O
– Rear doors with 180-degree opening	GLG	•	•	•	•
FOG LAMPS – Front (requires Lights and Wheels Group)	LNJ	–	P	–	P
GLASS – Deep tint	GE6	O	•	O	O
RAM GRILLE	ME6	•	•	•	•
HEADLAMPS – Halogen	LMA	•	•	•	•
MIRRORS – Remote, manual-adjustable	GTZ	•	–	•	–
– Power-adjustable, folding, heated with body-color caps	GTS	–	•	–	•
ROOF RACK – Side Rails (by Mopar®; limited availability)	MWE	O	O	O	O
ROOF RACK CROSSBARS (by Mopar; limited availability)	MWF	O	O	O	O
CROSSBARS – Three-Bar Utility (not available with Roof Rack Side Rails; by Mopar)	MWM	O	O	O	O
SPLASH GUARDS – Vehicle set (by Mopar; limited availability)	MKN	O	O	O	O
TIRE SERVICE KIT – Includes puncture sealant and portable air compressor	XAH	•	•	•	•
TIRES – 215/55R16XL BSW All-Season	TMC	•	•	•	•
WHEELS – 16-inch steel painted Silver with center cap	WOL/WME	•	•	•	–
– 16-inch steel painted Black with full-painted Silver wheel covers (included with Taxi Cab Package)	WCS	O/P	•	O	•
– 16-inch aluminum (require Lights and Wheels Group)	WDN	–	P	–	P
– Full-size spare tire	TBB	O	O	O	O
– Full-size Spare Tire and Inflator Kit	ACF	O	O	O	O
INTERIOR FEATURES					
AIR CONDITIONING	HAA	•	•	•	•
DOOR LOCKS – Power, speed-sensitive	JPH	•	•	•	•
FLOOR MATS – Front and Rear Carpet (by Mopar; limited availability)	CLE	O	O	–	–
– Front and Rear Slush (by Mopar)	CLF	O	O	–	–
– Front Carpet (by Mopar; limited availability)	CLC	–	–	O	O
– Front Slush (by Mopar; limited availability)	CLY	–	–	O	O
LIGHTING – Map / courtesy / cargo lamps	LBC	•	•	•	•
CARGO AREA LIGHTING – LED (by Mopar)	LCP	–	–	O	O
SEATS – 60/40 Fold-and-Tumble three-person rear bench	CFF	•	•	•	–
– Cloth low-back bucket with manual adjuster	*B7	•	–	•	–
– Heated front (included with Popular Equipment Group)	JPM	–	O/P	–	O/P
– Premium cloth bucket with driver-side manual lumbar and height adjusters	*C7	–	•	–	•
– Premium vinyl bucket with driver-side manual lumbar and height adjusters and passenger-side manual lumbar adjuster (included with Taxi Cab Package on Wagon; not available with heated front seats)	*N7	O/P	O	O	O
SPEED CONTROL	NHM	O	•	O	•
STEERING COLUMN – Tilt / telescoping	SUD	•	•	•	•

2020 RAM PROMASTER CITY

	SALES CODE	WAGON	WAGON SLT	TRADESMAN® CARGO VAN	TRADESMAN SLT CARGO VAN
CPOS		2TA	2TB	2TC	2TD
INTERIOR FEATURES (continued)					
STEERING WHEEL – Base	SCK	•	–	•	–
– Leather-wrapped with audio controls (included with Uconnect® 3 NAV with 5-inch display)	SCG	P	•	P	•
WINDOWS – Front, power with one-touch up / down	JP3	•	•	•	•
– Second-row power (included with Popular Equipment Group and Taxi Cab Package)	JPG	P	P	–	P
UCONNECT MULTIMEDIA					
UCONNECT 3 WITH 5-INCH DISPLAY – Includes AM / FM and Integrated Voice Command with Bluetooth®	UAA	•	•	•	•
UCONNECT 3 NAV WITH 5-INCH DISPLAY AND NAVIGATION – Includes AM / FM / NAV and leather-wrapped steering wheel with audio controls on Tradesman Cargo Van and Wagon models	UAB	O	O	O	O
SIRIUSXM® RADIO <sup>25</sup> WITH 1-YEAR TRIAL	RSD	O	O	O	O
SPEAKERS – Four	RCD	•	•	•	•
– Six (packaged with Popular Equipment Group)	RCG	–	P	–	–
RAM TELEMATICS™ – Includes 1-year service	RFQ	O	O	O	O
– Three-year subscription	X9S	O	O	O	O
– Five-year subscription	X9T	O	O	O	O
SAFETY & SECURITY					
AIR BAGS <sup>26</sup> – Driver and front-passenger	CGT/CGE	•	•	•	•
– Driver inflatable knee bolster	CGY	•	•	•	•
– Supplemental front-seat side	CJ1	•	•	•	•
– Supplemental side-curtain for first and second rows	CJ2	•	•	–	–
– Supplemental side-curtain for first row	CJ4	–	–	•	•
DOT-CERTIFIED ROADSIDE SAFETY KIT (by Mopar)	ACL	O	O	O	O
ELECTRONIC STABILITY CONTROL (ESC) <sup>26</sup> – Includes All-Speed Traction Control, Brake Assist, Brake-Lock Differential, Electronic Roll Mitigation, Hill Start Assist and Trailer Sway Damping <sup>26</sup>	BNB	•	•	•	•
PARKSENSE® REAR PARK ASSIST <sup>26</sup>	XAA	O	O	O	O
PARKVIEW® REAR BACK-UP CAMERA <sup>26</sup>	XAC	•	•	•	•
REMOTE KEYLESS ENTRY	GXM	•	•	•	•
REMOTE START SYSTEM <sup>26</sup> (by Mopar; limited availability)	JJL	O	O	O	O
TIRE PRESSURE MONITORING (TPM) SYSTEM – Warning lamp	LAB	•	•	•	•
PACKAGES / EQUIPMENT GROUPS					
CARGO PARTITION PACKAGE – No window - Includes rear-wall trim	AS1	–	–	O	O
– With window - Includes rear-wall trim	AHA	–	–	O	O
LIGHTS AND WHEELS GROUP – Includes front fog lamps and 16-inch aluminum wheels	AZK	–	O	–	O
POPULAR EQUIPMENT GROUP – Includes heated front seats, Window Group 02 and six speakers (Wagon models); heated front seats and Window Group 06A on Cargo Van	AJY	–	O	–	O
REAR WIPER / WASHER / DEFROSTER GROUP – Includes rear window defroster and rear window wiper / washer (included with Taxi Cab Package; requires deep-tint sunscreen glass; not available with Window Group 03 sliding side and rear doors with solid panels)	AMF	O/P	O	O	O
RV-READY PREP PACKAGE – Includes upfit interface connector and Class III hitch receiver with four- and seven-pin wiring harness (restrictions apply; limited availability)	ACV	O	O	O	O
TAXI CAB PACKAGE – Includes Rear Wiper / Washer / Defroster Group; premium vinyl bucket seats; upfit interface connector; two additional key fobs; Black, heated, power-adjustable mirrors; Window Group 02 and 16-inch steel wheels painted Black with full-painted Silver wheel covers	AZ3	F	–	–	–
MOPAR TRAILER TOW GROUP – Includes Class III hitch receiver with four- and seven-pin wiring harness (not available with RV-Ready Prep Package)	AHT	O	O	O	O

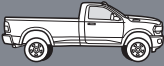











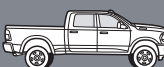








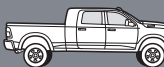


• = Standard. O = Optional. P = Part of Package. – = Not Available. F = Fleet only.



















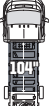
RAM PROMASTER CITY SPECIFICATIONS





MAXIMUM PAYLOAD AND TOWING CAPACITIES <sup>27</sup>				
	WAGON	WAGON SLT	TRADESMAN CARGO VAN	TRADESMAN SLT CARGO VAN
GVWR <sup>28</sup>	5,395	5,395	5,395	5,395
GCWR <sup>28</sup>	5,900	5,900	5,900	5,900
CURB WEIGHT	3,671	3,671	3,501	3,501
MAXIMUM PAYLOAD <sup>27</sup>	1,720	1,720	1,890	1,890
MAXIMUM TOWING <sup>27</sup>	1,878	1,878	2,000	2,000

Notes regarding this chart: weights given in lb. Trailer Weight Rating and Tow Vehicle Trailering Weight are calculated as specified in SAE J2807. Driver and Passenger Weight = 300 lb. Trailer Equipment Weight = 50.7 lb for conventional hitch. Specifications subject to change. See dealer for details.

VEHICLE CONFIGURATIONS

	PICKUPS					CHASSIS CABS				
	1500		2500 AND 3500			3500, 4500 AND 5500				
	SRW		SRW		DRW	SRW	DRW			
 REGULAR CAB	 1500 CLASSIC ONLY	 1500 CLASSIC ONLY	 2500, 3500	 3500		 3500	 3500, 4500, 5500	 3500, 4500, 5500	 4500, 5500	 4500, 5500
 QUAD CAB <sup>®</sup>	 1500 CLASSIC ONLY									
 CREW CAB	 1500 CLASSIC ONLY	 1500 CLASSIC ONLY	 2500, 3500	 2500, 3500	 3500	 3500	 3500, 4500, 5500	 3500, 4500, 5500		
 MEGA CAB <sup>®</sup>			 2500, 3500		 3500	<div><div></div> = BED LENGTH</div> <div><div></div> = CAB-TO-AXLE LENGTH</div> <div>SRW = SINGLE REAR WHEEL</div> <div>DRW = DUAL REAR WHEEL</div> <div>RAMBOX<sup>®</sup> SYSTEM AVAILABILITY: 1500 CLASSIC PICKUP: REG, QUAD &amp; CREW CAB, 5' 7" &amp; 6' 4" BOX 1500 PICKUP: CREW CAB, 5' 7" BOX 2500/3500 PICKUPS: SRW CREW &amp; MEGA CAB, 6' 4" BOX</div>				

	RAM PROMASTER <sup>®</sup>						
	1500		2500		3500		
	118" WB	136" WB	136" WB	158" WB	136" WB	159" WB	159" WB, EXT
 CARGO VAN STANDARD ROOF	 8'	 10'	 10'		 10'		
 CARGO VAN AVAILABLE HIGH ROOF		 10'	 10'	 12'	 10'	 12'	 13'
 WINDOWED VAN HIGH ROOF ONLY				 12'			 13'
 CHASSIS CAB/ CUTAWAY STANDARD ROOF ONLY		<div><div></div> = LOAD FLOOR LENGTH</div> <div><div></div> = CAB-TO-AXLE LENGTH</div> <div>WB = WHEELBASE</div>			 82"	 104"	 104"

RAM PROMASTER CITY <sup>®</sup>	
 CARGO VAN 122.4" WHEELBASE	 CARGO LOAD FLOOR 7'3"
 PASSENGER WAGON 122.4" WHEELBASE	 CARGO LOAD FLOOR 2ND-RROW SEATS FOLDED 5'9" CARGO LOAD FLOOR BEHIND 2ND-RROW SEATS 4'6"



RAMTRUCKS.COM/COMMERCIAL



## SPECIAL EXTERIOR PAINT COLORS<sup>51</sup>

1: RAM 1500 2: RAM 1500 CLASSIC 3: RAM HEAVY DUTY AND CHASSIS CABS  
4: RAM PROMASTER® 5: RAM PROMASTER CITY®





## Incentives and support for your business needs.

**BUSINESS LINK**

The fast lane for small business.

### THE DEALER NETWORK FOR YOUR BUSINESS.

Your **BusinessLink** dealer is committed to providing you, the small business owner, with the vehicle support you need for your business, from servicing all makes and models of your existing vehicles to selling you the right vehicles needed to perform the work that you do. Your **BusinessLink** dealer provides priority service because we know downtime is costing you money. Your **BusinessLink** dealer has sales professionals trained to properly “job-rate” the right vehicle for your work application along with providing commercial finance options. New vehicle sales to qualified small business owners also include a free alternate transportation contract, in the event your vehicle is in for service.

Membership in the **BusinessLink** program is free. Membership helps us to identify you as a small business owner so we can provide you with both the service you deserve and update you with offers that can help reduce the cost of doing business. Ask your **BusinessLink** dealer to register today.

**BusinessLink** has you covered:

- ▶ Full Range of FCA US Commercial Vehicles
- ▶ Free Membership
- ▶ Priority Service
- ▶ Dedicated Staff of Commercial Vehicle Experts
- ▶ Extended Service Hours
- ▶ Free Alternate Transportation
- ▶ Generous Incentives
- ▶ Expertise in Commercial Financing Options
- ▶ 24/7 Towing Service Available

For more information, log on to [FCAUSFLEET.COM](http://FCAUSFLEET.COM) or call us toll-free at 877-2THELINK (877-284-3546).

**ON THE JOB**

### INCENTIVES FOR SMALL BUSINESSES.

Running a business presents plenty of challenges—like cutting costs, not corners; like saving time and money and eliminating hassles. The **ON THE JOB**<sup>52</sup> commercial incentive program provides assistance in customizing and servicing your business vehicles.

**ON THE JOB**<sup>52</sup> allowances make your business more profitable!

- ▶ **NO-EXTRA-CHARGE.** 2-Year Gas/4-Year Diesel Lube-Oil-Filter Allowance
- ▶ **UP TO \$1,000.** Commercial Graphics Program Allowances<sup>53</sup>
- ▶ **UP TO \$1,000.** Commercial Equipment/Upfit Allowances<sup>54</sup>
- ▶ **\$300 - \$1,000.** Allowance on Select Mopar® Service Contracts

See your dealer for specific program rules and details, log on to [FCAUSFLEET.COM](http://FCAUSFLEET.COM) or call us toll-free at 877-ONTHEJOB (877-668-4356).

**CHRYSLER**  
C A P I T A L

A commercial line of credit from Chrysler Capital is ideal for qualified business customers looking for a flexible, easy way to manage growing vehicle needs. Chrysler Capital streamlines the process—and, with prequalification, you're ready to buy a vehicle when you need it. Ask your **BusinessLink** dealer for details.



RAM IS A REGISTERED TRADEMARK OF FCA US LLC.