

2014 Tundra



The redesigned 2014 Tundra. Tough enough for any project.

The redesigned 2014 Tundra is one full-size pickup truck that's ready for anything you throw at it. It doesn't just come with a level of style and sophistication that's surprising in a truck, it also has the power to take on any job. The available 5.7L V8 can tow up to 10,500 lbs and carry up to 1,895 lbs (4x2 Regular Cab 5.7L) – which is great when you're building a new deck at home or towing a trailer for a weekend away with the family.

Tundra also offers real-world fuel efficiency, meaning it's built to take on your daily life. And when it comes to looks, Tundra has been completely redesigned. From its bold, chiseled exterior to its premium, comfortable interior – it really is the perfect truck for both work and home. It not only delivers enough space for all of your gear – it also does a whole lot more. And the best part about the 2014 Tundra: it's built right here in North America¹ at our San Antonio Truck Assembly Plant. With over

70 years of truck experience and the fact that over 85% of Toyotas sold in Canada in the last 20 years are still on the road today*, you're not just getting another truck – you're getting the dependability of a Toyota. And with our standard Star Safety System™, you can be confident sitting behind the wheel – no matter where you're going. The redesigned 2014 Tundra. It's a full-size pickup that's built for you and any project.



The new 2014 Tundra.

Built right here in North America.

Every single Tundra is assembled at our San Antonio Truck Assembly Plant. In fact the all-new 1794 Edition was created as a tribute to the history of the ranch, which was founded in 1794. But that's not the most incredible thing about Tundra. Its tough exterior is accented by a clean, chiseled look. The new distinctive grilles, higher hood profile, redesigned headlamps, revamped bed and rear tailgate and available large 20-inch alloy wheels give this full-size pick up a masculine feel that will get heads turning. Take a seat inside and you'll notice sophisticated craftsmanship like premium leather seats with contrast stitching, chrome-plated accents, user-friendly technology and one of the largest crew cabins in the segment.



Each model proudly features the bold embossed Tundra name stamped directly on the tailgate.



Exclusive to the 1794 Edition is the Sunset Bronze Mica exterior colour and Brown leather interior.



This brochure features enhanced and interactive content using the Layar app



Download the free Layar app on your Android or Apple device



Find and scan pages with the Layar logo



Discover enhanced content

Once you scan the page with Layar, you can switch between English and French interactive content



SCAN WITH LAYAR FOR ENHANCED CONTENT

1794 Edition shown in Sunset Bronze Mica.



COMPLETELY REDESIGNED INTERIOR
Tundra's premium redesigned interior brings a whole new level of comfort and luxury to a full-size pickup. From its bold chrome accents to its billet metal forms, Tundra's stylish design is second-to-none.

When it comes to luxury, let's just say we've matched rugged with refined.

The 2014 Tundra has an incredibly stylish, sophisticated interior that's not only loaded with technological features, it also brings a whole new meaning to comfort. Combine available premium leather seats with soft touch materials, plenty of leg and headroom and you've got one incredibly comfortable drive. The new Display Audio System¹¹ with

available Navigation⁵ offers a convenient and easy way to stay connected. The system features an available 7-inch touch-screen with Bluetooth⁴ wireless music streaming, and a unique "text to voice" feature that converts text messages from your phone into voice messages, which play through the vehicle's speaker system.



DUAL ZONE CLIMATE CONTROL
An available dual zone automatic climate control with individual temperature settings lets the driver and passenger set their own climate.



POWER THIGH SUPPORT
In addition to an available 10-way power adjustable driver's seat, Tundra also offers power thigh support for added comfort.



THOUGHTFUL DETAILS
To accent the rugged and refined styling of Tundra, the new CrewMax Platinum interior features genuine black leather seats with fine-crafting quilted stitching.

People and gear?

Tundra has enough room for it all.

No matter what you're using it for, Tundra has the versatility to handle it all – and more. With enough space for any larger supplies you may be carrying, Tundra also has extra space for those little items. From its convenient rear fold-up bench seat to its glove compartment and armrest space, you'll have plenty of options

for storage. So the next time you're going on an adventure with friends and family or a simple night on the town, you can bring everything you need without worrying about taking up any legroom.

INCREDIBLE LEGROOM

Double Cab and CrewMax offer one of the largest crew cabins in its segment. It's one way we're making long trips a little more bearable.

OVERHEAD SUNGLASS STORAGE

This convenient overhead storage compartment keeps your glasses safe and close at hand.

ARMREST STORAGE

An incredibly convenient and deep storage area underneath the armrest keeps important items like a laptop computer and file documents secure and within arms' reach.

SPLIT FOLD-UP REAR SEAT

To create even more usable cabin space the CrewMax features a newly designed rear seat that folds up, instead of flat to create an incredible amount of storage space for larger items.



4x4 CrewMax Platinum shown in Magnetic Grey Metallic.



AVAILABLE DECK RAIL SYSTEM AND CLEATS

Home improvement? Lawn re-sodding? Laying a footpath? No problem. The available Deck Rail System incorporates four fully adjustable die-cast aluminum tie-down cleats, each rated at 100 kg (220 lbs) to help ensure what's in the bed stays in the bed.

AVAILABLE UNDER-SEAT STORAGE

No space was wasted, no storage spot overlooked. To help prevent things from going where you don't want them, a large under-seat storage tray keeps everything secure.

GLOVE COMPARTMENT

Functionality was the focus when it came to storage, so the glove compartment is spacious enough to hold things for a night out and intelligently positioned to be within easy reach.

No matter what you're doing,

Tundra has the power to handle it.

Whether you're using it for the weekday grind, a project on the weekend or an adventure with the family, Tundra can handle it with ease. With the choice of two torque-heavy, fuel-conscious engines, you'll never have to worry about having enough power for any job.

Tundra also comes equipped with a 6-speed transmission and two-piece driveshaft that help keep full control over the vehicle, even when towing larger items. So go ahead, take on a large job – because Tundra can easily handle it.



i-FORCE 4.6-LITRE V8

The efficient 4.6L i-FORCE V8 may be compact, but it utilizes Dual Independent VVT-i and ACIS technology to produce an impressive 310 hp and 327 lb.ft. of torque.



i-FORCE 5.7-LITRE V8

Tundra's available 5.7L i-FORCE V8 has the muscle to cut big jobs down to size, delivering 381 hp and 401 lb.ft. of torque.

ENOUGH PAYLOAD³ FOR ANY JOB

Tundra also pays off when it comes to loading up the bed. The 5.7-Litre 4x2 Tundra Regular Cab Long Bed can handle up to 855 kg (1,895 lbs.).

4x4 Double Cab Limited shown in Attitude Black Metallic. 4x4 Double Cab with TRD Off-Road Package shown in Radiant Red. 4x4 CrewMax Limited shown in Blue Ribbon Metallic.



SCAN WITH LAYAR
FOR ENHANCED CONTENT



EASY LIFTING
Tundra's lift tailgate opens and closes with just two fingers thanks to a gas-charged damping strut.

4x4 Double Cab Long Bed with SR5 Plus Package shown in Silver Sky Metallic.



Whether you're towing or hauling,

Tundra is up to the challenge.

No matter how big the job, Tundra is equipped to handle it. In fact, it has a standard towing capacity of up to 10,500 lbs (4x2 Regular Cab 5.7L), which is an impressive amount of weight. Speaking of weight, when towing heavy loads, the available headlamp levelling feature helps you keep the headlamps pointed in the right direction to optimize visibility in consideration of oncoming traffic. So grab a trailer and have some fun – because Tundra has you covered.



SCAN WITH LAYAR
FOR ENHANCED CONTENT



TRAILER-SWAY CONTROL (TSC)

When a vehicle is towing a trailer, various weather, road and steering conditions can result in dangerous trailer sway. Tundra's TSC is a system that detects trailer sway and applies brake pressure at individual wheels and controls engine torque to help stabilize the trailer. The system also illuminates the stop lamps to alert drivers to the fact that your vehicle is decelerating.

AUTOMATIC LIMITED-SLIP DIFFERENTIAL (Auto LSD)

Auto LSD uses the brakes to simulate the action of a mechanical limited-slip differential. Typically, engine torque is distributed to the rear wheels through an open differential, which sends power down the path of least resistance. That may work for turns where the outside wheel has to spin faster than the inside wheel, but not if a wheel loses traction. In that case, the differential will send all of its torque to the spinning wheel. With Auto LSD, Tundra applies brakes individually to wheels with no traction. This increases resistance at the slipping wheel, feeding power to the wheels with grip.

4WD ACTIVE TRACTION CONTROL (A-TRAC)

Tundra models equipped with 4WD offer an A-TRAC system that helps improve grip in low-traction conditions – whether it be on-road, off-road or on a split-traction surface. Activated by a switch on the dash, the A-TRAC system works in conjunction with Auto LSD to help prevent wheel spin.

4X4 Double Cab Long Bed with accessory towing mirrors shown in Silver Sky Metallic.

Built tough.

With enough features to tackle any job.

Tundra comes with much more than simply power or capability to help you with completing a job or just going out with friends and family. Visit toyota.ca to learn

even more about Tundra's impressive list of features and to find out what exactly makes it one of the best full-size pickup trucks on the market today.



4x4 Double Cab with TRD Off-Road Package shown in Radiant Red.



SCAN WITH LAYAR
FOR ENHANCED CONTENT



MASSIVE RING GEAR

Massive torque loads need a massive ring gear to manage the stress of repeated heavy payloads and towing. That's why the 5.7-Litre engine is equipped with a 266 mm (10.5 in) ring gear, and the 4.6-Litre engine is matched to a 241 mm (9.5 in) ring gear.

TOW/HAUL MODE

The available TOW/HAUL mode expands the use of lower gear ranges, helping prevent the transmission from awkwardly shifting or "hunting" for the right gear. Particularly useful while towing or hauling a heavy load, the system enhances acceleration, downhill engine braking, pulling power and cruising comfort.

TRAPEZOIDAL FRAME SECTION

When you think of suspension, you probably think about up-and-down movement. But our engineers also thought about lateral stability. The trapezoidal rear section of Tundra's TripleTech™ frame allows the rear leaf springs to be positioned toe-out, where the front is mounted farther out than the rear. The result: The trapezoidal rear frame section and the toe-out rear leaf springs combined deliver superior lateral stability when cornering and especially while towing heavy loads.

BIG BRAKES

A big part of controlling a trailer is having the ability to stop it. To that end, Tundra has large front brake rotors and 4-piston brake calipers.

INTEGRATED HITCH RECEIVER

Tundra is available with a towing hitch receiver which is integrated into the frame. The 4 and 7 pin trailer connections have been repositioned to allow for greater accessibility and convenience.



4x4 Double Cab with TRD Off-Road Package shown in Blue Ribbon Metallic.





2014 Tundra comes standard with the Star Safety System™. This integration of active safety features is designed to protect occupants by helping drivers avoid accidents in the first place.

- VSC** **VEHICLE STABILITY CONTROL**
Helps prevent slips and loss of traction by reducing engine power and applying the brake force to the wheels that need it.⁶
- TRAC** **TRACTION CONTROL**
Helps maintain traction on wet, icy, loose or uneven surfaces by applying brake force to the spinning wheel(s).
- ABS** **ANTI-LOCK BRAKE SYSTEM**
Prevents brakes from locking up by “pulsing” brake pressure to each wheel to help you stay in control in emergency braking situations.
- EBD** **ELECTRONIC BRAKE-FORCE DISTRIBUTION**
Redistributes brake force to help keep the rear wheels from locking up during sudden braking situations.
- BA** **BRAKE ASSIST**
Detects sudden or “panic” braking and adds the full pressure needed to help prevent a collision.⁷
- SST** **SMART STOP TECHNOLOGY**
Smart Stop Technology is designed to reduce engine power when the brake is firmly applied helping to bring the vehicle to a stop, even if the accelerator pedal is fully depressed.⁸

Toyota was the first full-line manufacturer to make all of the elements of the Star Safety System™ standard on every new vehicle. Visit toyota.ca for more details.

Safety features

you can always depend on.

Tundra is built to protect. Whether you're driving on city streets or over rough terrain, the 2014 Tundra is equipped with a host of active and passive safety features designed to help keep you and your passengers safe.



4X4 Double Cab Long Bed with accessory towing mirrors shown in Silver Sky Metallic.



BLIND SPOT MONITOR⁹ WITH REAR CROSS-TRAFFIC ALERT¹⁰
Tundra comes with an available Blind Spot Monitor (BSM)⁹ with Rear Cross-Traffic Alert (RCTA)¹⁰, which uses radar technology to help you identify vehicles that may not be visible when changing lanes or backing out of a parking space. When a vehicle is detected, a warning indicator illuminates on the appropriate side view mirror.



BACKUP CAMERA
Tundra comes standard with a backup camera that makes it easier for you to see what's behind your vehicle. When you shift into reverse, the touch screen on the dash displays an image of what the camera sees behind you.

8 AIRBAGS¹
Tundra comes with 8 airbags: driver and front outboard passenger airbags, side curtain and front seat-mounted side airbags, and driver and front outboard passenger knee airbags.

Tundra Cab choices.



Regular Cab

Available with Long Bed.

Whether you're carrying a payload³, towing the family trailer, or going to the next job site, a full size pickup needs to meet every challenge it encounters. Available as a 4x2 or 4x4, the Regular Cab is developed specifically with Canadian pickup drivers in mind, so that you're ready to tackle virtually any task, anytime, anywhere.



Double Cab

Available with Standard or Long Beds.

Available as a 4x2 or 4x4, Tundra Double Cab boasts a spacious cabin with seating for five or six and tons of interior storage. Equipped with your choice of a 4.6L or 5.7L i-FORCE V8 and two bed lengths: a 6.5' Standard bed or 8' Long bed.



CrewMax

Available with Short Bed.


CrewMax 4x4 is propelled by Toyota's 5.7L i-FORCE V8 mated to a 6-speed Automatic Transmission. The cavernous cabin is loaded with innovative technologies, tons of storage, and ample seating for five or six crew members.

Colours

SCAN WITH LAYAR TO VIEW THE COLOUR SELECTOR



EXTERIOR COLOUR OPTIONS




040
Alpine White



1D6
Silver Sky Metallic



1G3
Magnetic Grey Metallic



202
Black




218
Attitude Black Metallic



3L5
Radiant Red



3R3
Barcelona Red Metallic



4U3
Sunset Bronze Mica



8T5
Blue Ribbon Metallic

INTERIOR COLOUR OPTIONS

Please see your Toyota Dealer for details.

	Alpine White	Silver Sky Metallic	Magnetic Grey Metallic	Black	Attitude Black Metallic	Radiant Red	Barcelona Red Metallic	Sunset Bronze Mica	Blue Ribbon Metallic
4x2 Regular Cab	Grey or Black Fabric	Grey or Black Fabric	Grey or Black Fabric	Grey or Black Fabric		Grey or Black Fabric			Grey or Black Fabric
4x2 Double Cab	Grey or Black Fabric	Grey or Black Fabric	Grey or Black Fabric	Grey or Black Fabric		Grey or Black Fabric			Grey or Black Fabric
4x4 Regular Cab	Grey or Black Fabric	Grey or Black Fabric	Grey or Black Fabric	Grey or Black Fabric		Grey or Black Fabric			Grey or Black Fabric
4x4 Double Cab SR 4.6L	Grey or Black Fabric	Grey or Black Fabric	Grey or Black Fabric	Grey or Black Fabric		Grey or Black Fabric			Grey or Black Fabric
4x4 Double Cab SR 5.7L	Grey or Black Fabric	Grey or Black Fabric	Grey or Black Fabric	Grey or Black Fabric		Grey or Black Fabric			Grey or Black Fabric
4x4 Double Cab SR Long Bed 5.7L	Grey or Black Fabric	Grey or Black Fabric	Grey or Black Fabric	Grey or Black Fabric		Grey or Black Fabric			Grey or Black Fabric
4x4 Double Cab Limited	Grey or Black Leather	Black Leather	Grey or Black Leather		Grey or Black Leather		Black Leather		Black Leather
4x4 CrewMax SR5	Black Fabric	Black Fabric	Black Fabric	Black Fabric		Black Fabric			Black Fabric
4x4 CrewMax Limited	Grey or Black Leather	Black Leather	Grey or Black Leather		Grey or Black Leather		Black Leather		Black Leather
4x4 CrewMax Platinum	Black or Brown** Leather	Black or Brown** Leather	Black or Brown** Leather		Black or Brown** Leather		Black or Brown** Leather	Brown** Leather	Black or Brown** Leather

Availability of interior colour and material dependent upon choice of optional package. Please see your Dealer for details. **Brown Leather is exclusive to the 1794 Edition only.

Genuine Accessories

Personalize your Tundra to enhance both its appearance and performance. Many of Toyota's Genuine Accessories can be residualized or advanced through Toyota Financial Services when purchased at the same time as your new vehicle, and yes, they are all backed by a Toyota Warranty. For a complete list of vehicle-specific accessories, visit accessories.toyota.ca or your local Dealer.

INTERIOR

- Bongiovi Acoustics DPS
- Door Sill Protectors

Spare Tire Lock

- Towing Accessories
- Towing Mirrors

TRD ACCESSORIES

- TRD 17" Forged Off-Road Wheel
- TRD Dual Exhaust
- TRD Forged Aluminum Oil Cap
- TRD Oil Filter
- TRD Rear Sway Bar

EXTERIOR

- Block Heater
- Exhaust Tip
- Hood Deflector
- Paint Protection Film
- Running Boards
- Security System
- Side Step Bars 4" Oval
- Side Step Bars 5" Chrome

BED ACCESSORIES

- Bed Cleat
- Bed Divider
- Bed Extender
- Bed Liner
- Bed Mat
- Bed Rail w/Cleats
- Tailgate Protector



Exhaust Tip



Towing Mirrors



Bongiovi Acoustics DPS




Hood Deflector




TRD 17" Forged Off-Road Wheel



Bed Extender



Side Step Bars 4" Oval



Side Step Bars 5" Chrome



Running Boards



Door Sill Protectors



Bed Divider



Bed Liner

Tundra 4x4 Features

INTERIOR

ENTERTAINMENT & CONNECTIVITY

	Regular Cab	Double Cab	CrewMax
6.1" Touch Panel Display Audio ¹¹ , AM/FM/CD Player, MP3/WMA Playback	●	● ● ● ●	- - - -
7" Touch Panel Display Audio ¹¹ , AM/FM/CD Player, MP3/WMA Playback	-	- - - - ●	● ● ● -
7" Touch Panel Display Audio ¹¹ w/Navigation ⁵ , JBL® AM/FM/CD Player, MP3/WMA Playback	-	- - - - -	- - - ●
SiriusXM® Satellite Radio	-	- - - - ●	● ● ● ●
USB Input Port, Auxiliary Input Jack	●	● ● ● ● ●	● ● ● ●
Bluetooth® Hands-Free Phone Connectivity & Wireless Audio Streaming	●	● ● ● ● ●	● ● ● ●
Advanced Voice Recognition	-	- - - - ●	● ● ● ●
4-Speakers	●	- - - - -	- - - -
6-Speakers	-	● ● ● ●	- - - -
7-Speakers	-	- - - - ●	- - - -
9-Speakers	-	- - - - -	● ● ● -
12-Speakers	-	- - - - -	- - - ●
Steering Wheel Bluetooth® & Audio Controls	●	● ● ● ● ●	● ● ● ●
Backup Camera	●	● ● ● ● ●	● ● ● ●
Multi-Information Display	●	● ● ● ● ●	● ● ● ●

COMFORT & CONVENIENCE

Air Conditioning, Cabin Air Filter	●	● ● ● ●	- ● - -
Dual Zone Automatic Climate Control, Cabin Air Filter	-	- - - - ●	- ● ● ●
Rear Seat Heater Ducts	-	● ● ● ● ●	● ● ● ●
Power Door Locks	-	● ● ● ● ●	● ● ● ●
Power Windows w/Driver Side Auto-Down	-	● ● ● ●	● - - -
Power Windows w/Front Auto Up/Down	-	- - - - ●	- ● ● ●
Fixed Rear Window	●	● ● ● ●	- - - -
Power Sliding Rear Window	-	- - - - ●	- - - -
Power Vertical Sliding Rear Window	-	- - - - -	● ● ● ●
Water Temperature Gauge, Tachometer	●	● ● ● ● ●	● ● ● ●
Auto-Dimming Rear View Mirror w/Digital Compass, Integrated Garage Door Opener	-	- - - - ●	- ● ● ●
Dual Illuminated Vanity Mirrors	-	- - - - ●	● ● ● ●
4-Spoke Tilt Steering Wheel	●	● ● ● ●	- ● - -
4-Spoke Tilt & Telescopic Steering Wheel	-	- - - - ●	- ● - -
4-Spoke Power Tilt & Telescopic Steering Wheel w/Memory	-	- - - - -	- - - ●
Vinyl Floor, All-Season Floor Mats	●	● ● ● ●	- - - -
Carpeting, Carpet Floor Mats, All-Season Floor Mats	-	- - - - ●	● ● ● ●
Cruise Control	-	● ● ● ● ●	● ● ● ●

INTERIOR (cont'd)

	Regular Cab	Double Cab	CrewMax
Front Console Storage Box	-	- - - - ●	● ● ● ●
Front Passenger Seat Back Pocket	-	● ● ● ● ●	● ● ● ●
Trip Computer, Digital Clock	●	● ● ● ● ●	● ● ● ●
Front Cupholders	●	- - - - -	- - - -
Front & Rear Cupholders	-	● ● ● ● ●	● ● ● ●
Retained Accessory Power	●	● ● ● ● ●	● ● ● ●
Keyless Entry	-	- - - - ●	● ● ● ●
Illuminated Entry, Accessory Power Outlets (12 V)	●	● ● ● ● ●	● ● ● ●

SEATING & TRIM

Full Fabric Seat Material	●	● ● ● ●	- ● - -
Leather Seat Surfaces, Woodgrain Dash Trim	-	- - - - ●	- ● - -
Premium Leather Seat Surfaces, Leather Dash Trim	-	- - - - -	- - - ●
Leather-Wrapped Steering Wheel	-	- - - - ●	- ● ● ●
40/20/40 Split Front Bench Seat	●	● ● ● ●	- ● - -
Driver & Front Passenger Bucket Seats	-	- - - - ●	- ● ● ●
Power 8-Way Driver Seat	-	- - - - ●	- ● - -
Heated Driver & Front Passenger Seats	-	- - - - ●	- ● - -
Heated & Ventilated Driver & Front Passenger Seats	-	- - - - -	- - - ●
Driver Seat w/Recline, Fore/Aft Adjustments	●	● ● ● ●	- ● - -
Power 10-Way Driver & Power 4-Way Front Passenger Seat w/Lumbar Support, Cushion-Height Adjustments, Driver Seat Memory System	-	- - - - -	- - - ●
60/40 Split Rear Bench Seat w/Fold-Up Seat Cushions	-	● ● ● ● ●	- - - -
60/40 Split Rear Bench Seat w/Fold-Up Seat Cushions & Centre Armrest	-	- - - - -	● ● ● ●
All-Position Vertically Adjustable Headrests	●	● ● ● ● ●	● ● ● ●

EXTERIOR

8-Foot Cargo Bed	●	- - - - ●	- - - -
6.5-Foot Cargo Bed	-	● ● ● ●	- - - -
5.5-Foot Cargo Bed	-	- - - - -	● ● ● ●
High Solar Energy Absorbing Window Glass	●	● ● ● ● ●	● ● ● ●
Rear Window Privacy Glass	-	- - - - ●	● ● ● ●
Dual Heated, Power Adjustable Folding Mirrors	●	● ● ● ● ●	● ● ● -
Dual Heated, Power Folding Side View Mirrors w/Puddle Lamps, Integrated Signal Lamps & Memory System	-	- - - - -	- - - ●
Front & Rear Splash Guards	●	● ● ● ● ●	● ● ● ●
Heavy Duty Tow Hitch Receiver, 4 Pin/7 Pin Trailer Wire Harness, Electronic Trailer Brake Control Connector, Class IV Weight Distribution Trailer Hitch	●	- ● ● ● ●	● ● ● ●
Black Door Handles	●	● ● ● ●	- ● - -

EXTERIOR (cont'd)

	Regular Cab	Double Cab	CrewMax
Black Tailgate Handles	●	● ● ● ● ●	● ● ● ●
Black Resin Front Bumper, Black Steel Rear Step Bumper, Black Front Grille Surround	●	● ● ● ●	- - - -
Colour-Keyed Front & Rear Bumper Ends	-	- - - - -	- - - ●
Chrome Front & Rear Bumper Ends	-	- - - - ●	● ● ● -
Chrome Grille Surround, Rear Step Bumper	-	- - - - ●	● ● ● -
Colour-Keyed Grille Surround	-	- - - - -	- - - ●
Chrome Mirrors & Chrome Finished Door Handles	-	- - - - ●	- ● ● ●
Power Tilt/Slide Moonroof w/Sunshade	-	- - - - -	- - - ●
2-Speed Wipers, Windshield Wiper De-Icer	●	● ● ● ●	- - - -
Variable Intermittent Wipers, Windshield Wiper De-Icer	-	- - - - ●	● ● ● ●
Electric Rear Window Defroster	-	- - - - -	● ● ● ●
Automatic Headlamp System	-	- - - - ●	- ● ● ●
Adjustable Headlamp Levelling System	-	- - - - -	- ● ● ●
Fog Lamps	-	- - - - ●	- ● ● ●
Easy Lower & Lift Tailgate, Removable Locking Tailgate	●	● ● ● ● ●	● ● ● ●
Bed Rail System, Tie-Down Cleats (Set of 4)	-	- - - - ●	- ● ● ●

SAFETY

STAR SAFETY SYSTEM™ Star Safety System™ – includes Vehicle Stability Control (VSC) ⁶ , Traction Control (TRAC), Anti-lock Brake System (ABS), Electronic Brake-force Distribution (EBD), Brake Assist (BA) ⁷ & Smart Stop Technology (SST) ⁸	●	● ● ● ● ●	● ● ● ●
Dual-Stage Driver & Front Passenger Airbag Supplemental Restraint System (SRS) ¹	●	● ● ● ● ●	● ● ● ●
Front Seat-Mounted Side Airbags (SRS) ¹	●	● ● ● ● ●	● ● ● ●
Front Knee Airbags (SRS) ¹	●	● ● ● ● ●	● ● ● ●
Roll-Sensing Front Head/Side Curtain Airbags (SRS) ¹	●	- - - - -	- - - -
Roll-Sensing Front & Rear Head/Side Curtain Airbags (SRS) ¹	-	● ● ● ● ●	● ● ● ●
Head/Side Curtain Airbags Off Switch	●	● ● ● ● ●	● ● ● ●
Child Protector Rear Door Locks	-	● ● ● ● ●	● ● ● ●
Anchor Tethers for Child Restraint Seats	●	● ● ● ● ●	● ● ● ●
Front Seatbelt Anchor Height Adjusters	●	● ● ● ● ●	● ● ● ●
Front Tow Hook	●	● ● ● ● ●	● ● ● ●
Vehicle Anti-Theft System	-	- - - - ●	- ● ● ●
Engine Immobilizer	●	● ● ● ● ●	● ● ● ●
Front & Rear Clearance Sonar	-	- - - - ●	- ● ● ●
Automatic Transmission Oil Temperature, Low Fuel, Low Washer Fluid & Door Ajar Warning Indicators	●	● ● ● ● ●	● ● ● ●
Direct Tire Pressure Monitoring System	●	● ● ● ● ●	● ● ● ●
Trailer-Sway Control (TSC)	●	● ● ● ● ●	● ● ● ●
Blind Spot Monitor (BSM) ⁹	-	- - - - -	- - - ●
Rear Cross-Traffic Alert (RCTA) ¹⁰	-	- - - - -	- - - ●

Available Packages

Regular Cab SR5 Package

Power Windows w/Driver Side Auto-down, Keyless Entry, Chrome Front & Rear Bumper Ends, Chrome Grille Surround, Variable Intermittent Wipers, SR5 Badges, Carpeting, Carpet Floor Mats, Silver Accented Instrument Panel, Chrome Vent Trim, Cruise Control, Dual Illuminated Vanity Mirrors, Foot Well Lamps, Sliding Rear Window w/Privacy Glass, Power Door Locks

Regular Cab SR5 Plus Package

(Includes Regular Cab SR5 Package) Bed Rail System, Tie-Down Cleats, Tilt & Telescopic Steering Wheel, Fog Lamps, 18" Aluminum Alloy Wheels w/Wheel Locks, P275/65R18 Tires

Double Cab SR5 Package

Keyless Entry, Chrome Front & Rear Bumper Ends, Chrome Grille Surround, Variable Intermittent Wipers, SR5 Badges, Carpeting, Carpet Floor Mats, Silver Accented Instrument Panel, Chrome Vent Trim, Dual Illuminated Vanity Mirrors, Foot Well Lamps, Sliding Rear Window w/Privacy Glass, Rear Seat Storage Tray

Double Cab SR5 Plus Package

(Includes Double Cab SR5 Package) Bed Rail System, Tie-Down Cleats, Console Mounted Gate-Type Shifter Lever, Tilt & Telescopic Steering Wheel, Front Console Box, 18" Aluminum Alloy Wheels w/Wheel Locks, P275/65R18 Tires, Fog Lamps, Power 8-Way Driver Seat, Driver & Front Passenger Bucket Seats

Double Cab TRD Off-Road Package

(Includes Double Cab SR5 Plus Package) Front & Rear Bilstein Shock Absorbers, Power Sliding Rear Window, All-Terrain Tires, Unique 18" Alloy Wheels, TRD Decals, Adjustable Headlamp Levelling System, Vehicle Anti-Theft System, Front & Rear Clearance Sonar, Fuel-Tank Protector, Bongiovi Acoustics Digital Power Station, Auto-Dimming Rear View Mirror w/Digital Compass, Integrated Garage Door Opener

Double Cab Limited Technology Package

Vehicle Anti-Theft System w/Glass Breakage Sensor, 7" Touch Panel Display Audio¹¹ w/Navigation⁵, Blind Spot Monitor (BSM)⁹, Rear Cross-Traffic Alert (RCTA)¹⁰, Colour-Keyed Rear Bumper Ends

Available Packages (cont'd)

	Regular Cab	Double Cab	CrewMax
CrewMax SR5 Plus Package	-	- - - - -	○ - - - -
Bed Rail System, Tie-Down Cleats, Console Mounted Gate-Type Shifter Lever, Tilt & Telescopic Steering Wheel, Front Console Box, 18" Aluminum Alloy Wheels w/Wheel Locks, P275/65R18 Tires, Fog Lamps, Power 8-Way Driver Seat, Driver & Front Passenger Bucket Seats			
CrewMax TRD Off-Road Package	-	- - - - -	○ - - - -
Front & Rear Bilstein Shock Absorbers, P275/65R18 All-Terrain Tires, Unique Alloy Wheels, Front & Rear Clearance Sonar, Power Moonroof, Auto-Dimming Rear View Mirror w/Digital Compass, Vehicle Anti-Theft System, TRD Decals, Bongiovi Acoustics Digital Power Station, Fuel-Tank Protector, Adjustable Headlamp Levelling System, Power Sliding Rear Window, Integrated Garage Door Opener			
CrewMax Limited Technology Package	-	- - - - -	- ○ - - -
Vehicle Anti-Theft System w/Glass Breakage Sensor, 7" Touch Panel Display Audio ¹¹ w/Navigation ⁹ , Blind Spot Monitor (BSM) ⁹ , Rear Cross-Traffic Alert (RCTA) ¹⁰ , Colour-Keyed Rear Bumper Ends, Power Slide/Tilt Moonroof			
1794 Edition	-	- - - - -	- - - ○
Woodgrain & Leather-Wrapped Steering Wheel & Shift Knob, 20" Chrome Clad Alloy Wheels, Premium Leather Seat Surfaces w/Suede Inserts, Chrome Front Bumper Ends, Chrome Grille Surround, Bright Silver Bumper Centre, 1794 Edition Badges			

Tundra 4x4 Specifications

MECHANICAL	Regular Cab	Double Cab	CrewMax
	Long Bed 5.7L	Std Bed 46L	Std Bed 5.7L
ENGINE			
Type			
4.6 Litre, i-FORCE V8, DOHC, 32-Valve, Dual Variable Valve Timing w/Intelligence (Dual VVT-i), Sequential Multiport Electronic Fuel Injection, Engine Oil Cooler	-	● - - - -	- - - - -
5.7 Litre, i-FORCE V8, DOHC, 32-Valve, Dual Variable Valve Timing w/Intelligence (Dual VVT-i), Sequential Multiport Electronic Fuel Injection, Engine Oil Cooler	● -	● ● ● ●	● ● ●
Compression Ratio			
10.2:1	●	● ● ● ● ●	● ● ●
Horsepower			
310 hp @ 5600 rpm	-	● - - - -	- - - - -
381 hp @ 5600 rpm	●	- ● ● ● ●	● ● ●
Torque			
327 lb.ft. @ 3400 rpm	-	● - - - -	- - - - -
401 lb.ft. @ 3600 rpm	●	- ● ● ● ●	● ● ●
DRIVETRAIN			
Drive Configuration			
One-Touch 4WD w/ Electronically Controlled Transfer Case, Automatic Limited Slip Differential, Active Traction Control (A-TRAC)	●	● ● ● ● ●	● ● ●
Transmission			
6-Speed, Automatic, Super Electronically Controlled Transmission (Super ECT), Sequential Shift Mode, Overdrive, Lock-Up Torque Converter	●	● ● ● ● ●	● ● ●
Transmission Cooler, Automatic Transmission Fluid Warmer	●	● ● ● ● ●	● ● ●
Column Shifter	●	● ● ● ● -	● - - -
Console Mounted Gate-Type Shifter	-	○ ○ ○ ●	○ ● ●
TOW/HAUL Mode	●	- ● ● ● ●	● ● ●
CHASSIS			
Suspension			
Front: Independent Coil Spring High-mounted, Double-Wishbone w/Stabilizer Bar & Gas-Filled Shock Absorbers	●	● ● ● ● ●	● ● ●
Rear: Rear Live Axle w/Multi-Leaf Spring Suspension & Staggered Outboard-Mounted Gas-Filled Shock Absorbers	●	● ● ● ● ●	● ● ●
Bilstein Shock Absorbers	-	○ ○ - - -	○ - - -
Brakes			
Power-Assisted, 4-Wheel Ventilated Discs	●	● ● ● ● ●	● ● ●
Steering			
Rack & Pinion w/Variable Power Assist	●	● ● ● ● ●	● ● ●
Wheels & Tires			
18" Styled Steel Wheels	●	● ● ● ● -	● - - -
18" Aluminum Alloy Wheels, Wheel Locks	○	○ ○ ○ ○ -	- - - -
20" 5-Spoke Aluminum Alloy Wheels, Wheel Locks	-	- - - - ●	- ● ●
20" 5-Spoke Chrome Clad Alloy Wheels	-	- - - - -	- - - ○
P255/70R18, All-Season Radials, P255/70R18 Spare Tire	●	● ● ● ● -	● - - -
P275/65R18, All-Season Radials, P255/70R18 Spare Tire w/Steel Wheel	○	- - ○ - -	- - - -
P275/65R18, All-Terrain Tires, P255/70R18 Spare Tire w/Steel Wheel	-	○ ○ - - -	○ - - -
P275/55R20, All-Season Radials, P255/70R18 Spare Tire w/Steel Wheel	-	- ○ ○ ●	- ● ●

DIMENSIONS	mm (in.)	Regular Cab	Double Cab	CrewMax
		Long Bed 5.7L	Std Bed 46L	Std Bed 5.7L
Length	5815 (228.9)	●	● ● ● - ●	● ● ●
	6295 (247.8)	-	- - - ● -	- - - -
Width	2030 (79.9)	●	● ● ● ● ●	● ● ●
Height (Unloaded)	1940 (76.3)	-	● ● - - -	- - - -
	1935 (76.1)	●	- - - ● -	- - - -
	1930 (75.9)	-	- - - - -	● ● ●
Cargo Bed Length	2000 (78.7)	-	● ● - ●	- - - -
	2480 (97.6)	●	- - ● - -	- - - -
	1695 (66.7)	-	- - - - -	● ● ●
Cargo Bed Width	1270 (50.0) Between Wheel Wells	●	● ● ● ● ●	● ● ●
Cargo Bed Depth	564 (22.2)	●	● ● ● ● ●	● ● ●
Wheelbase	3700 (145.6)	●	● ● ● - ●	● ● ●
	4180 (164.5)	-	- - - ● -	- - - -
Track	Front: 1725 (67.9)	●	● ● ● ● ●	● ● ●
	Rear: 1725 (67.9)	●	● ● ● ● ●	● ● ●
Headroom	Front: 1009 (39.7)	●	● ● ● ● ●	● ● -
	Front: 972 (38.2)	-	- - - - -	- - - ●
	Rear: 989 (38.9)	-	● ● ● ● ●	● ● ●
Legroom	Front: 1079 (42.5)	●	● ● ● ● ●	● ● ●
	Rear: 882 (34.7)	-	● ● ● ● ●	- - -
	Rear: 1075 (42.3)	-	- - - - -	● ● ●
Shoulder Room	Front: 1694 (66.7)	●	- - - - -	- - - -
	Front: 1670 (65.7)	-	● ● ● ● ●	● ● ●
	Rear: 1664 (65.5)	-	● ● ● ● ●	● ● ●
Turning Circle	<i>m (ft.)</i>			
	13.4 (44.0)	●	● ● ● - ●	● ● ●
	14.9 (49.0)	-	- - - ● -	- - - -
Ground Clearance	270 (10.6)	●	● ● ● ● -	● - - -
	265 (10.4)	-	- - - - ●	- ● ●
Approach Angle (degrees)	27	●	- - - - -	- - - -
	26	-	● ● ● ● ●	● ● ●
Departure Angle (degrees)	17	●	- ● ● ● -	● - - -
	22	-	● - - - -	- - - -
	16	-	- - - - ●	- ● ●

WEIGHT & CAPACITIES	Regular Cab	Double Cab	CrewMax
		Long Bed 5.7L	Std Bed 46L
Curb Weight	<i>kg (lb)</i>		
	2360 (5203)	● - - - -	- - - -
	2450 (5401)	-	● - - - -
	2480 (5467)	-	- ● - ● -
	2540 (5600)	-	- - - ● -
	2555 (5633)	-	- - - - -
	2570 (5850)	-	- - - - -
	2575 (5677)	-	- - - - ●
Seating Capacity	3	●	- - - - -
	5	-	○ ○ ○ ● ○ ● ●
	6	-	● ● ● ● - ● - -
Payload²	<i>kg (lb)</i>		
	830 (1835)	●	- - - - -
	595 (1320)	-	● - - - -
	645 (1430)	-	- ● - - -
	635 (1410)	-	- - - ● -
	640 (1420)	-	- - - - ●
	555 (1225)	-	- - - - -
	600 (1330)	-	- - - - -
	590 (1305)	-	- - - - ●
Fuel Capacity	<i>litres (gal)</i>		
	100 (22.0)	●	● ● ● ● ● ● ● ●
Towing Capacity	<i>kg (lb)</i>		
	4625 (10196)	●	- - - - -
	2945 (6493)	-	● - - - -
	4490 (9899)	-	- - ● - ●
	4445 (9800)	-	- - - ● -
	4345 (9579)	-	- - - - -
	4305 (9490)	-	- - - - ●

FUEL CONSUMPTION RATING ²			
City/Highway/Combined	L/100 km	mpg (imperial gallon)	
	15.2/10.9/13.3	19/26/21	- ● - - - -
	16.3/11.9/14.3	17/24/20	● - ● ● ● ● ● ● ●

Tundra 4x2 Features

INTERIOR

ENTERTAINMENT & CONNECTIVITY

	Long Bed 5.7L	Std Bed 4.6L
6.1" Touch Panel Display Audio ¹¹ , AM/FM/CD Player, MP3/WMA Playback	●	●
USB Input Port, Auxiliary Input Jack	●	●
Bluetooth® ⁴ Hands-Free Phone Connectivity & Wireless Audio Streaming	●	●
Voice Recognition	●	●
4-Speakers	●	–
6-Speakers	–	●
Steering Wheel Bluetooth® ⁴ & Audio Controls	●	●
Multi-Information Display	●	●

COMFORT & CONVENIENCE

	Regular Cab	Double Cab
Air Conditioning, Cabin Air Filter	●	●
Rear Seat Heater Ducts	–	●
Power Windows w/Driver Side Auto-Down	–	●
Fixed Rear Window	●	●
Voltmeter, Water Temperature Gauge, Dual Trip Odometer, Tachometer	●	●
Trip Computer	●	●
4-Spoke Tilt Steering Wheel	●	●
Vinyl Floor, All-Season Floor Mats	●	●
Digital Clock	●	●
Cruise Control	–	●
Front Cupholders	●	–
Front & Rear Cupholders	–	●
Retained Accessory Power	●	●
Accessory Power Outlet (12 V)	●	●
Illuminated Entry	●	●

SEATING & TRIM

	Regular Cab	Double Cab
Full Fabric Seat Material	●	●
40/20/40 Split Front Bench Seat	●	●
Driver Seat w/Recline, Fore/Aft Adjustments	●	●
Front Passenger Seat w/Recline, Fore/Aft Adjustments	●	●
60/40 Split Rear Bench Seat w/Fold-Up Seat Cushions	–	●
All-Position Vertically Adjustable Headrests	●	●

EXTERIOR

	Regular Cab	Double Cab
6.5-Foot Cargo Bed	–	●
8-Foot Cargo Bed	●	–
High Solar Energy Absorbing Window Glass	●	●
Dual Heated, Power Adjustable Foldable Mirrors	●	●
Front & Rear Splash Guards	●	●
Heavy Duty Tow Hitch Receiver, 4 Pin/7 Pin Trailer Wire Harness, Electronic Trailer Brake Control Prewire, Class IV Weight Distribution Trailer Hitch	●	–
Black Door & Tailgate Handles	●	●
Black Resin Front Bumper	●	●
Black Grille Surround	●	●
Black Steel Rear Step Bumper	●	●
2-Speed Wipers, Windshield Wiper De-Icer	●	●
Easy Lower & Lift Tailgate, Removable Locking Tailgate	●	●

SAFETY

	Regular Cab	Double Cab
STAR SAFETY SYSTEM™ Star Safety System™ – includes Vehicle Stability Control (VSC) ⁶ , Traction Control (TRAC), Anti-lock Brake System (ABS), Electronic Brake-force Distribution (EBD), Brake Assist (BA) ⁷ & Smart Stop Technology (SST) ⁸	●	●
Dual-Stage Driver & Front Passenger Airbag Supplemental Restraint System (SRS) ¹	●	●
Front Seat-Mounted Side Airbags (SRS) ¹	●	●
Front Knee Airbags (SRS) ¹	●	●
Roll-Sensing Front Head/Side Curtain Airbags (SRS) ¹	●	–
Roll-Sensing Front & Rear Head/Side Curtain Airbags (SRS) ¹	–	●
Child Protector Rear Door Locks	–	●
Anchor Tethers for Child Restraint Seats	●	●
All-Position 3-Point Lap & Shoulder Belts	●	●
Front Seatbelt Anchor Height Adjusters	●	●
Engine Immobilizer	●	●
Automatic Transmission Oil Temperature, Low Fuel, Low Washer Fluid & Door Ajar Warning Indicators	●	●
Direct Tire Pressure Monitoring System	●	●
Trailer-Sway Control (TSC)	●	●

Available Packages

Regular Cab SR5 Package

Cruise Control, Power Door Locks & Windows, Silver Accented Instrument Panel Centre Cluster, Keyless Entry, Sliding Rear Window, Chrome Front & Rear Bumper Ends, Chrome Grille Surround, Variable Intermittent Wipers, Carpeting, Carpet Floor Mats, SR5 Badges, Dual Illuminated Vanity Mirrors, Foot Well Lamps, Chrome Vent Trim

Regular Cab SR5 Plus Package

(Includes Regular Cab SR5 Package) Tilt & Telescopic Steering Wheel, 18" Aluminum Alloy Wheels w/Wheel Locks, P275/65R18 Tires, Bed Rail System, Tie-Down Cleats, Fog Lamps

Double Cab SR5 Package

Rear Privacy Glass, Sliding Rear Window, Power Door Locks, Silver Accented Instrument Panel Centre Cluster, Keyless Entry, Chrome Front & Rear Bumper Ends, Chrome Grille Surround, Variable Intermittent Wipers, Carpeting, Carpet Floor Mats, SR5 Badges, Dual Illuminated Vanity Mirrors, Foot Well Lamps, Chrome Vent Trim, Rear Seat Storage Tray

Double Cab SR5 Plus Package

(Includes Double Cab SR5 Package) Front Bucket Seats, Power 8-Way Driver Seat w/Power Lumbar Support, 18" Aluminum Alloy Wheels w/Wheel Locks, P275/65R18 Tires, Console Mounted Gate-Type Shifter Lever, Tilt & Telescopic Steering Wheel, Front Console Box, Fog Lamps, Bed Rail System, Tie-Down Cleats

Tundra 4x2 Specifications

MECHANICAL

ENGINE

	Regular Cab	Double Cab
Type		
4.6 Litre, i-FORCE V8, DOHC, 32-Valve, Dual Variable Valve Timing w/Intelligence (Dual VVT-i), Sequential Multiport Electronic Fuel Injection, Engine Oil Cooler	–	●
5.7 Litre, i-FORCE V8, DOHC, 32-Valve, Dual Variable Valve Timing w/Intelligence (Dual VVT-i), Sequential Multiport Electronic Fuel Injection, Engine Oil Cooler	●	–
Compression Ratio		
10.2:1	●	●
Horsepower		
310 hp @ 5600 rpm	–	●
381 hp @ 5600 rpm	●	–
Torque		
327 lb.ft. @ 3400 rpm	–	●
401 lb.ft. @ 3600 rpm	●	–

DRIVETRAIN

	Regular Cab	Double Cab
Drive Configuration		
Rear Wheel Drive w/Automatic Limited Slip Differential	●	●
Transmission		
6-Speed, Automatic, Super Electronically Controlled Transmission (Super ECT), Sequential Shift Mode, Overdrive, Lock-Up Torque Converter	●	●
Automatic Transmission Fluid Cooler, Automatic Transmission Fluid Warmer	●	●
Column Shifter	●	●
TOW/HAUL Mode	●	–

CHASSIS

	Regular Cab	Double Cab
Suspension		
Front: Independent Coil Springs, High-Mounted, Double-Wishbone w/Stabilizer Bar & Gas-Filled Shock Absorbers	●	●
Rear: Rear Live Axle w/Multi-Leaf Spring Suspension & Staggered Outboard-Mounted Gas-Filled Shock Absorbers	●	●
Brakes		
Power-Assisted, 4-Wheel Ventilated Discs	●	●
Steering		
Rack & Pinion w/Variable Power Assist	●	●
Wheels & Tires		
18" Styled Steel Wheels	●	●
18" Aluminum Alloy Wheels, Wheel Locks	○	○
P255/70R18, All-Season Radials, Temporary Spare w/Steel Wheel	●	●
P275/65R18, All-Season Radials, Temporary Spare w/Steel Wheel	○	○

Tundra 4x2 Specifications *(cont'd)*

DIMENSIONS	mm (in.)		
		Regular Cab	Double Cab
		Long Bed 5.7'	Std Bed 4.6'
Length	5815 (228.9)	●	●
Width	2030 (79.9)	●	●
Height (Unloaded)	1930 (76.0)	–	●
	1925 (75.8)	●	–
Cargo Bed Length	2000 (78.7)	–	●
	2480 (97.6)	●	–
Cargo Bed Width	1270 (50.0) Between Wheel Wells	●	●
Cargo Bed Depth	564 (22.2)	●	●
Wheelbase	3700 (145.7)	●	●
Track	Front: 1725 (67.9)	●	●
	Rear: 1725 (67.9)	●	●
Headroom	Front: 1009 (39.7)	●	●
	Rear: 982 (38.7)	–	●
Legroom	Front: 1079 (42.5)	●	●
	Rear: 882 (34.7)	–	●
Shoulder Room	Front: 1694 (66.7)	●	–
	Front: 1670 (65.7)	–	●
	Rear: 1664 (65.5)	–	●
Turning Circle	m (ft.)	●	●
	13.4 (44.0)	●	●
Ground Clearance	265 (10.4)	●	●
Approach Angle (degrees)	26	●	●
Departure Angle (degrees)	16	●	–
	21	–	●

Toyota Canada Inc. Every effort has been made to ensure the specifications and equipment shown are accurate based on information available at time of printing. In some cases, certain changes in production capacity, standard equipment, options or product delays may occur which would not be reflected in this brochure. Toyota Canada Inc. reserves the right to make these changes without notice or obligation. The Toyota website toyota.ca - or your Toyota Dealer is your best source for up-to-date information.

WEIGHT & CAPACITIES			
		Regular Cab	Double Cab
Curb Weight	kg (lb)		
	2230 (4916)	●	–
	2310 (5093)	–	●
Seating Capacity	3	●	–
	5	–	○
	6	–	●
Payload³	kg (lb)		
	855 (1895)	●	–
	635 (1410)	–	●
Fuel Capacity	litres (gal)		
	100 (22.0)	●	●
Towing Capacity	kg (lb)		
	4760 (10500)	●	–
	3080 (6800)	–	●

FUEL CONSUMPTION RATING ²			
City/Highway/Combined	L/100 km	mpg (imperial gallon)	
	14.2/10.5/12.5	20/27/23	– ●
	15.8/11.0/13.6	18/26/21	● –

(1) All Toyota vehicles shown in this brochure have Supplemental Restraint Systems (SRS). For important safety information about the Supplemental Restraint System in a particular vehicle, please see the Owner's Manual or contact your local Toyota Dealer. **(2)** Fuel efficiency estimates were determined using approved Government of Canada Test Methods. Actual fuel consumption will vary based on driving habits and other factors. **(3)** Payload = Passengers, Equipment, Luggage and Cargo. **(4)** Toyota tests certain Bluetooth® capable phones for compatibility with Toyota vehicles. Note that the recommendation of Toyota is not a warranty of the performance for any phone and that some problems may occur with any type of handset based on the phone software version or the service coverage available in your area. Some vehicles equipped with Bluetooth® technology are available with bilingual compatibility. Please see your Toyota Dealer for details. **(5)** The Toyota Navigation System is designed to assist in locating an address or point of interest. Discrepancies may be encountered between the system and your actual location. Rely on your common sense to decide whether or not to follow a specified route. Detailed coverage is not available for every city or roadway. Optional periodic geographic updates are available at an additional cost. The Navigational systems in some vehicles are available with bilingual capability. Please see your Navigation System Owner's Manual and your Toyota Dealer for further details. **(6)** Vehicle Stability Control (VSC) is an electronic system designed to help the driver maintain vehicle control under adverse conditions. It is not a substitute for safe driving practices. Factors including speed, road conditions and driver steering input can all affect whether VSC will be effective in preventing a loss of control. Please see your Owner's Manual for further details. **(7)** Brake Assist is designed to help the driver take full advantage of the benefits of ABS. It is not a substitute for safe driving practices. Braking effectiveness also depends on proper brake-system maintenance and tire and road conditions. **(8)** Smart Stop Technology operates only in the event of certain simultaneous brake and gas pedal applications. When engaged, the system will reduce engine power to help the brakes bring the vehicle to a stop. Factors including speed, road conditions, driver input can all impact stopping distance. Smart Stop Technology is not a substitute for safe and attentive driving and does not guarantee instant stopping. Please see your Owner's Manual for further details. **(9)** Do not rely exclusively on the Blind Spot Monitor System to determine if a lane change is safe. Always look over your shoulder and use your turn signal before changing lanes. There are several limitations to the function, detection, range and clarity of the monitor. For a complete list of limitations and directions regarding use of the monitor system, please see your Owner's Manual. **(10)** Do not rely exclusively on the Rear Cross-Traffic Alert System. There are limitations to the function, detection and range of the system. You should also look around outside your vehicle, over your shoulder and use your mirrors to confirm rearward clearance. For a complete list of limitations and directions, please see your Owner's Manual. **(11)** Driving while distracted can result in loss of vehicle control. Always drive safely, obey traffic laws and focus on the road and traffic conditions while driving.

New vehicle warranty summary

– No deductibles – no transfer fees

COMPREHENSIVE COVERAGE 3 years or 60,000 km. This warranty includes 24 hour Roadside Assistance and other benefits, as well as coverage of repairs on any part of the vehicle that is defective in material or workmanship under normal use and maintenance. Different warranties apply to original tires.

POWERTRAIN COMPONENTS 5 years or 100,000 km. This warranty covers repairs to powertrain components that are defective in material or workmanship under normal use and maintenance.

MAJOR EMISSION CONTROL COMPONENTS 8 years or 130,000 km. This warranty covers repairs to specified major emission components that are defective in material or workmanship under normal use and maintenance.

CORROSION PERFORATION 5 years/unlimited distance. This warranty covers any sheet metal found, under normal use, to have developed a perforation from corrosion due to defects in material or workmanship.

Committed to Canadians, today and tomorrow.



Being a leader in the automotive industry does not simply start and finish with making great vehicles. It also means being a leader in the community. Toyota Canada and its dealerships across the country fund non-profit programs that work to make a difference for Canadians through direct community involvement.

As part of our ongoing commitment to the environment and education, we established the Toyota Evergreen Learning Grounds program. This program is designed to transform Canadian school grounds into natural learning environments so that students can have a healthy place to play, learn and develop a genuine respect for nature. We also support Special Olympics Canada, which helps athletes reach their full potential through participation in events from a local to a national level.

Visit us at toyota.ca to learn more about our programs and commitment to build a better tomorrow for Canadian communities – today.





Prius c



Prius



Prius Plug-in




Prius v



Camry Hybrid




Highlander Hybrid



Yaris



Corolla



Matrix




Camry



Venza



Avalon



Sienna



RAV4



Highlander



FJ Cruiser



4Runner



Sequoia



Tacoma



Tundra

At Toyota quality, safety and sustainability are built into every vehicle we make. To learn more about Toyota's commitment to manufacturing safe, high quality, long lasting vehicles – and to see the awards we've won for doing just that – visit toyota.ca.

SCAN WITH LAYAR
FOR INTERACTIVE LINKS



Toyota recognizes its duty to safeguard the environment. Please recycle.
PRINTED IN CANADA C0002-0464E-25 25M/11M

