


2014 SILVERADO HD





Silverado 3500HD Dually
Crew Cab Long Box LTZ
4x4 in Silver Ice Metallic
with available features
and dealer-installed
Chevrolet Accessories.

SILVERADO HD

EXPECT THE BEST The 2014 Silverado HD, with its available Duramax[®] Diesel engine and legendary Allison[®] transmission, is our most powerful HD truck ever. And to guarantee the quality, every Silverado 2500HD and 3500HD is backed by the Best Pickup Coverage in America, including a 100,000-mile/5-year Powertrain Limited Warranty¹ and 24,000-mile/2-year scheduled maintenance.² That's long-lasting dependability you can believe in.

¹ Whichever comes first. See dealer for details. ² Covers only scheduled oil changes with filter and 4-wheel tire rotations (single axle only) according to your new vehicle's recommended maintenance schedule for up to 2 years or 24,000 miles, whichever comes first. Does not include air filters. Maximum of 4 service events. See participating dealer for other restrictions and complete details.



OUR MOST POWERFUL HEAVY DUTY YET

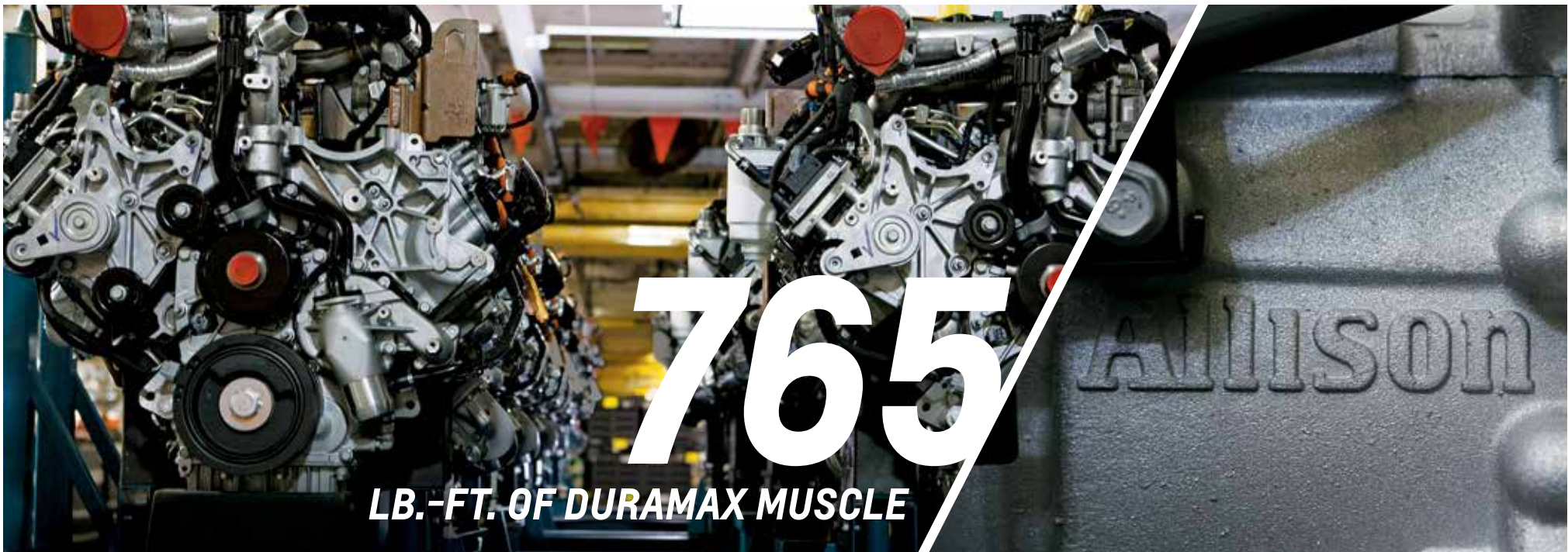
When only a long-lasting, dependable powerhouse of a pickup will do, Silverado HD is ready to take your job and handle it.

TOW AND HAUL IT ALL The available Duramax 6.6L Turbo-Diesel V8 engine and legendary Allison transmission generate an earthshaking

397 horsepower, 765 lb.-ft. of torque and a maximum towing capability of up to 23,100 lbs.^{1,2} And with the 6.0L V8 gas engine, Silverado HD offers the most standard trailering capability in its class. This strong work ethic is built on a solid foundation – a high-strength fully boxed steel frame that's capable of hauling up to 7,222 lbs. of payload.³

Silverado 2500HD Crew Cab Standard Box LT 4x4 in Blue Granite Metallic with available features and snow plow from an independent supplier.

¹ Requires available diesel engine, fifth-wheel trailer hitch and Regular Cab model. ² Maximum trailer weight ratings are calculated assuming a base vehicle, except for any option(s) necessary to achieve the rating, plus driver. The weight of other optional equipment, passengers and cargo will reduce the maximum trailer weight your vehicle can tow. See your Chevrolet dealer for additional details. ³ Requires Regular Cab model and gas engine. Maximum payload capacity includes weight of driver, passengers, optional equipment and cargo.



Left: Duramax 6.6L Turbo-Diesel V8 engine. Right: Legendary Allison transmission.

397-HP DURAMAX TURBO-DIESEL Torque is the force that gets you — and whatever you need to move — rolling from a dead stop. Here’s where our dynamic duo, the available Duramax 6.6L Turbo-Diesel V8 engine and 6-speed Allison automatic transmission, earns its legendary status with 397 horsepower and a massive 765 lb.-ft. of torque.

PROVEN VORTEC MUSCLE The other powerful choice: a standard 360-horsepower Vortec™ 6.0L V8 gas engine with Variable Valve Timing (VVT). This E85-capable¹ V8 is teamed with a Hydra-Matic® 6-speed automatic transmission with a “steep” first gear that maximizes acceleration and a “tall” overdrive top gear for quiet, low-rpm highway cruising.

ENGINE	HP @ RPM	LB.-FT. TORQUE @ RPM	STANDARD TRANSMISSION
Vortec 6.0L V8 (3/4-ton)	360 @ 5400 ²	380 @ 4200	Hydra-Matic 6-speed automatic overdrive
Vortec 6.0L V8 (1-ton)	322 @ 4400	380 @ 4200	Hydra-Matic 6-speed automatic overdrive
Vortec 6.0L V8 (Bi-Fuel CNG) Running on CNG	301 @ 5000	333 @ 4200	Hydra-Matic 6-speed automatic overdrive
Duramax 6.6L V8 (3/4-ton and 1-ton)	397 @ 3000	765 @ 1600	Allison 1000 6-speed automatic overdrive

¹ Go to chevrolet.com/biofuels to see if there is an E85 fuel station near you. ² For Box Delete and incomplete vehicles, 322 @ 4400.



FROM E85 TO

CNG



E85 COMPATIBILITY The Vortec 6.0L V8 engine, standard on Silverado 2500HD, can operate on E85¹, a blend of 85% ethanol and 15% gasoline. As a mostly renewable fuel, E85 can reduce our dependence on petroleum and help reduce tailpipe emissions.

FUEL EFFICIENCY On the Vortec 6.0L V8 engine, Variable Valve Timing (VVT) adjusts airflow in and out of the combustion chamber under all engine speeds, which helps lower emissions and improve fuel economy.

COMPRESSED NATURAL GAS (CNG) OPTION A “bi-fuel” factory option – available on 2500HD Crew Cab models – for the Vortec 6.0L V8 allows Silverado HD to run on gasoline or compressed natural gas (CNG). The truck has the capability to switch seamlessly between the two fuels and offers a combined driving range of up to 650 miles².

Above: Vortec 6.0L V8 E85-capable¹ engine.
Right: “Bi-fuel” Compressed Natural Gas (CNG) option.

¹ E85 is a combination of 85% ethanol and 15% gasoline. Go to chevrolet.com/biofuels to see if there is an E85 fuel station near you. ² Estimated range based on GM testing and maximum tank capacity. Your range may be less.



INDUSTRIAL STRENGTH

FLINT ASSEMBLY PLANT, FLINT, MICHIGAN.



Fully boxed steel frame.



Asymmetrical rear suspension leaf springs.

Our strongest Silverado HD ever is built on a massive and tough fully boxed steel frame. But strength also comes from flexibility, and Silverado HD has a suspension that is specifically tuned to handle heavy loads and rough roads. At the same time, it delivers a surprisingly smooth ride.

ULTRA-HIGH-STRENGTH SUSPENSION The front suspension on Silverado HD features huge precision-machined, forged upper control arms and torsion bars, along with the largest steering gear we've ever used on a heavy-duty truck. That's why Silverado HD has an available front gross axle weight rating of up to 6,000 lbs!¹ If you need big and strong, you've come to the right truck.

THE BEST PICKUP COVERAGE IN AMERICA To guarantee the quality, Silverado HD is backed by a 100,000-mile/5-year² Powertrain Limited Warranty, along with Roadside Assistance and Courtesy Transportation programs.

The complete vehicle is covered under the bumper-to-bumper warranty (including towing to your nearest Chevrolet dealer) for 36,000 miles/3 years.³ Repairs will be made to correct any vehicle defect and most warranty repairs will be made at no charge. Silverado HD trucks also include scheduled maintenance for 24,000 miles/2 years.³ In addition, rust-through corrosion is covered for 100,000 miles/6 years.² See your dealer for additional warranty information.

CHEVROLET 2-YEAR SCHEDULED MAINTENANCE PROGRAM

Chevrolet 2-Year Scheduled Maintenance Coverage³ is included with the purchase or lease of a new 2014 Chevrolet Silverado HD. This fully transferable program is in addition to the Silverado HD standard:

- 5-year/100,000-mile² Powertrain Limited Warranty
- 5-year/100,000-mile² Roadside Assistance Program
- 5-year/100,000-mile² Courtesy Transportation Program
- 3-year/36,000-mile² Bumper-to-Bumper Limited Warranty

¹ Requires available Snow Plow Prep Package. ² Whichever comes first. See dealer for details. ³ Covers only scheduled oil changes with filter and 4-wheel tire rotations (single axle only) according to your new vehicle's recommended maintenance schedule for up to 2 years or 24,000 miles, whichever comes first. Does not include air filters. Maximum of 4 service events. See participating dealer for other restrictions and complete details.



TOW UP TO 23,100 LBS!

SILVERADO HD HAS THE MOST STANDARD TRAILERING CAPABILITY IN ITS CLASS.

Silverado 3500HD Dually Crew Cab Long Box LTZ 4x4 in Silver Ice Metallic with available features.

Whether you're towing your everyday work gear up a steep back road or hauling a trailer of vintage cars across the country, Silverado HD has the towing technology to get the job done.

STABILITRAK AND TRAILER SWAY CONTROL

The StabiliTrak® Electronic Stability Control System² works in conjunction with Trailer Sway Control² to keep your vehicle – and your trailer – on the path being steered. It senses a loss of lateral traction and responds by adjusting the engine output and brakes accordingly. And when you're trailering on hilly terrain, Hill Start Assist² holds the truck stationary for about a second after the brake is released, giving you time to accelerate before the truck can roll backward.

DIESEL EXHAUST BRAKE SYSTEM Diesel exhaust braking helps slow heavy loads when towing downhill. The system evaluates load and grade and uses the turbo to create the necessary back pressure to slow your rig and help reduce brake use. This system is included with the available Duramax Turbo-Diesel engine and Allison transmission.

AUTO GRADE BRAKING Trailering with Silverado HD is easier with this standard HD technology that works with the cruise control to make sure you maintain vehicle speed during long, steep descents.

AUTOMATIC LOCKING REAR DIFFERENTIAL This GM segment-exclusive feature directs power to the wheel that has the most traction on loose gravel or slippery road surfaces.

REAR VISION CAMERA For easier trailer hookups, opt for the rear vision camera. The display is either integrated into the rearview mirror or the available navigation system.

TOW/HAUL MODE Standard Tow/Haul mode adjusts the shift schedule on the automatic transmission so it doesn't need to hunt for the correct gear while towing or hauling.



Standard Tow/Haul mode.

¹ Requires fifth-wheel trailer hitch and available diesel engine. Maximum trailer weight ratings are calculated assuming a base vehicle, except for any option(s) necessary to achieve the rating, plus driver. The weight of other optional equipment, passengers and cargo will reduce the maximum trailer weight your vehicle can tow. See your Chevrolet dealer for additional details. ² Single rear wheel models only.

2500HD AND 3500HD CONVENTIONAL TRAILER WEIGHT RATINGS¹

			REGULAR CAB					
ENGINE	AXLE RATIO	GCWR ²	2500HD LONG BOX 2WD	3500HD LONG BOX 2WD	3500HD LONG BOX 2WD DUALY	2500HD LONG BOX 4x4	3500HD LONG BOX 4x4	3500HD LONG BOX 4x4 DUALY
Vortec 6.0L V8	4.10	20,500	13,000	13,000	14,100	13,000	13,000	13,800
	3.73	16,000	10,200	-	9,600	9,900	9,700	9,300
Duramax 6.6L Turbo-Diesel V8	3.73	24,500	13,000	-	-	13,000	13,000	-
	3.73	30,500	-	-	-	-	-	16,000

			CREW CAB									
ENGINE	AXLE RATIO	GCWR ²	2500HD STANDARD BOX 2WD	2500HD LONG BOX 2WD	3500HD STANDARD BOX 2WD	3500HD LONG BOX 2WD	3500HD LONG BOX 2WD DUALY	2500HD STANDARD BOX 4x4	2500HD LONG BOX 4x4	3500HD STANDARD BOX 4x4	3500HD LONG BOX 4x4	3500HD LONG BOX 4x4 DUALY
Vortec 6.0L V8	4.10	20,500	13,000	13,000	13,000	13,000	13,500	13,000	13,000	13,000	13,000	13,200
	3.73	16,000	9,700	9,600	9,500	9,400	9,000	9,400	9,300	9,200	9,100	8,700
Duramax 6.6L Turbo-Diesel V8	3.73	24,500	13,000	13,000	13,000	13,000	-	13,000	13,000	13,000	13,000	-
	3.73	30,500	-	-	-	-	16,500	-	-	-	-	18,000

2500HD AND 3500HD FIFTH-WHEEL/GOOSENECK TRAILER WEIGHT RATINGS¹

			REGULAR CAB					
ENGINE	AXLE RATIO	GCWR ²	2500HD LONG BOX 2WD	3500HD LONG BOX 2WD	3500HD LONG BOX 2WD DUALY	2500HD LONG BOX 4x4	3500HD LONG BOX 4x4	3500HD LONG BOX 4x4 DUALY
Vortec 6.0L V8	4.10	20,500	14,700	14,500	14,200	14,400	14,200	13,800
	3.73	16,000	10,200	-	9,600	9,900	9,700	9,300
Duramax 6.6L Turbo-Diesel V8	3.73	24,500	17,800	-	-	17,500	17,400	-
	3.73	30,500	-	-	-	-	-	23,100

			CREW CAB									
ENGINE	AXLE RATIO	GCWR ²	2500HD STANDARD BOX 2WD	2500HD LONG BOX 2WD	3500HD STANDARD BOX 2WD	3500HD LONG BOX 2WD	3500HD LONG BOX 2WD DUALY	2500HD STANDARD BOX 4x4	2500HD LONG BOX 4x4	3500HD STANDARD BOX 4x4	3500HD LONG BOX 4x4	3500HD LONG BOX 4x4 DUALY
Vortec 6.0L V8	4.10	20,500	14,200	14,100	14,000	13,900	13,500	13,900	13,800	13,700	13,600	13,200
	3.73	16,000	9,700	9,600	9,500	9,400	9,000	9,400	9,300	9,200	9,100	8,700
Duramax 6.6L Turbo-Diesel V8	3.73	24,500	17,400	16,700	17,200	17,300	-	15,800	14,700	17,000	16,800	-
	3.73	30,500	-	-	-	-	22,800	-	-	-	-	22,500

¹ Maximum trailer weight ratings are calculated assuming a base vehicle, except for any option(s) necessary to achieve the rating, plus driver. The weight of other optional equipment, passengers and cargo will reduce the maximum trailer weight your vehicle can tow. See your Chevrolet dealer for additional details.

² Gross Combination Weight Rating.

2500HD AND 3500HD MAXIMUM PAYLOAD¹

MODEL	GVWR ²	REGULAR CAB		CREW CAB			
		LONG BOX VORTEC 6.0L V8	LONG BOX DURAMAX 6.6L DIESEL	STANDARD BOX VORTEC 6.0L V8	STANDARD BOX DURAMAX 6.6L DIESEL	LONG BOX VORTEC 6.0L V8	LONG BOX DURAMAX 6.6L DIESEL
2500HD 2WD	9,300	3,670	-	-	-	-	-
	9,500	-	-	3,347	-	3,247	-
	9,900	-	3,431	-	-	-	-
	10,000	4,212 ³	-	-	3,037	-	2,932
2500HD 4x4	9,500	3,538	-	3,066	-	-	-
	9,900	-	3,079	-	-	3,305	-
	10,000	-	-	-	2,706	-	2,552
3500HD 2WD Single Rear Wheel (SRW)	10,400	4,625	-	-	-	-	-
	10,500	-	-	4,187	-	-	-
	10,700	-	-	-	-	4,308	-
	11,100	-	-	-	4,044	-	-
	11,200	-	-	-	-	-	-
	11,400	-	-	-	-	-	4,266
3500HD 2WD Dual Rear Wheel (DRW)	13,025	-	-	-	-	6,245	5,484
	13,400	7,222	-	-	-	-	-
3500HD 4x4 Single Rear Wheel (SRW)	10,700	4,609	-	-	-	-	-
	10,800	-	-	4,190	-	-	-
	11,000	-	-	-	-	4,266	-
	11,100	-	-	-	-	-	-
	11,400	-	4,585	-	-	-	-
	11,500	-	-	-	4,125	-	-
3500HD 4x4 Dual Rear Wheel (DRW)	13,025	-	5,740	-	-	5,914	5,154
	13,400	6,876	-	-	-	-	-

TRAILERING BASICS

NOTE: Towing a trailer involves all major vehicle systems of your Chevy truck. Easy and safe trailering requires a properly equipped vehicle, additional trailering equipment and an appropriate trailer. It also requires loading both the vehicle and trailer properly, using safe driving techniques, meeting regional legal requirements, and following break-in and maintenance schedules. The vehicle owner is responsible for obtaining the proper equipment (hitch ball, hitch type of the proper size and capacity) required to safely tow both the trailer and the load that will be towed. For more information, consult your Owner's Manual or speak to a trailering expert at your Chevrolet dealership. These charts will assist in determining how to best equip your Chevy truck for trailering. To help you understand the charts, consider these trailering factors:

RGAWR AND GVWR: Addition of trailer hitch weight cannot cause vehicle weights to exceed Rear Gross Axle Weight Rating (RGAWR) or Gross Vehicle Weight Rating (GVWR). These ratings can be found on the certification label located on the driver door or doorframe.

GCWR: The Gross Combination Weight Rating is the total allowable weight of the completely loaded vehicle and trailer.

TRAILER WEIGHT RATING: This rating is determined by subtracting the tow vehicle's weight (curb weight) from the GCWR. Base vehicle (curb) weight is used, so additional passenger, equipment and cargo weight reduces this rating.

NOTE: The safety steps described here are by no means the only precautions to be taken when trailering. See the Owner's Manual for your Chevy Silverado HD for additional guidelines and trailering tips.

TRAILERING CAUTION: If you don't use the correct equipment and drive properly, you can lose control of your vehicle when you pull a trailer. If the trailer is too heavy, your vehicle brakes may be less effective. You and your passengers could be seriously injured. Pull a trailer only after you have taken the following steps:

TRAILER BRAKES: If your trailer weighs 2,000 lbs. loaded, then it must have its own adequate brakes. Be sure to read and follow the instructions for the trailer brake controller so that it is installed, adjusted and maintained properly.

HITCHES: It's important to have the correct hitch equipment. If you'll be towing a trailer, be sure to use a frame-mounted, weight-distributing hitch and sway control of the proper size. If you have to make any holes in the body of your vehicle to install a trailer hitch, be sure to seal the holes if you ever remove the hitch. If they're not sealed, dirt, water and deadly carbon monoxide from the exhaust can get into your vehicle.

GOOSENECK/FIFTH-WHEEL TRAILERING: Silverado HD can be equipped with a fifth-wheel or gooseneck trailer hitch. Follow the manufacturer's directions for installation, but note that the hitch must be attached to the truck frame. Do not use the pickup bed for additional support. For proper kingpin tongue load distribution and control of the trailer, the hitch must be mounted so the kingpin load is placed ahead of the rear axle centerline. Fifth-wheel trailer kingpin loads are higher than conventional trailer tongue loads, so pay careful attention to the truck's payload capacity and rear axle weight ratings. Your Chevrolet dealer can help you calculate the maximum allowable payload and GVWR required for your fifth-wheel trailering application. The weight of any additional equipment and all passengers must be subtracted from the payload weight to determine the maximum kingpin load available.

¹ Maximum payload capacity includes weight of driver, passengers, optional equipment and cargo. ² Gross Vehicle Weight Rating (GVWR). When properly equipped; includes vehicle, passengers, cargo and equipment. ³ Requires available Performance Package. Note: Trailer tongue weight should be 10% to 15% of total loaded trailer weight. Trailer kingpin weight should be 15% to 25% of total loaded trailer weight. Addition of trailer tongue weight/trailer kingpin weight cannot cause vehicle weights to exceed Rear Gross Axle Weight Rating (RGAWR) or Gross Vehicle Weight Rating (GVWR). These ratings can be found on the certification label located on the driver door or doorframe.

Silverado 2500HD Crew Cab Standard Box LTZ 4x4 in Victory Red with available Z71 Appearance Package and vertical trailering mirrors.

Z71

OFF-ROAD PACKAGE



Available Z71 graphics.

Adventures await. The available Z71 Off-Road Package has what it takes to get you there with 35mm deflective-disc twin-tube shocks, off-road jounce bumpers, a 33mm front stabilizer bar and a Skid Plate Package.

MAKE A BOLD STATEMENT The available Z71 Appearance Package, shown here, gives Silverado HD a bold look to match its legendary capability. The package includes enhanced Z71 graphics, massive 18" polished forged-aluminum wheels, a body-color grille surround with chrome insert, foglamps, and body-color rearview mirrors (2500HD models), door handles and bumpers.



**COMFORT FOR
THE LONG HAUL**

Silverado 3500HD Crew Cab LTZ interior in Light Cashmere-Color/Dark Cashmere-Color/Dark Cashmere-Color with available features.



Just because Silverado HD is tough on the outside doesn't mean you won't enjoy comfort and convenience on the inside.

ROOM FOR EVERYTHING LTZ has the room and functionality you want with a cavernous center console, front and rear storage areas, and a single-hand flip-up rear bench seat on Crew Cab models.

HEATED AND COOLED FRONT SEATS Heated and cooled, perforated leather-appointed front bucket seats with 12-way power adjusters are available on LTZ.

POWER-ADJUSTABLE PEDALS Find your perfect driving position with power-adjustable accelerator and brake pedals. This unexpected luxury is available on LT and LTZ. An adjustable steering column is standard on all models.

DUAL-ZONE AUTOMATIC CLIMATE CONTROLS Standard on LTZ and available on LT, dual-zone automatic climate controls provide customized comfort for you and your front-seat passengers.

Silverado 3500HD Crew Cab LTZ interior in Light Cashmere-Color/Dark Cashmere-Color with available features.

STAY CONNECTED ANYWHERE

WITH SILVERADO HD, YOUR MUSIC, MAPS AND CONTACTS GO WITH YOU.

Left: Silverado 2500HD Crew Cab LTZ interior in Light Cashmere-Color/Dark Cashmere-Color with available features. Right: Available touch-screen navigation system.



ONSTAR DIRECTIONS & CONNECTIONS[®] PLAN In many crashes, built-in sensors can automatically alert an OnStar[®] Advisor, who is immediately connected into your vehicle. Turn-by-Turn Navigation offers voice-guided directions at the touch of a button. It's all standard on many models for six months.

BLUETOOTH WIRELESS TECHNOLOGY Make, answer and end calls without taking your hands off the wheel or your eyes off the road. Just tap the steering wheel-mounted controls and you're in touch. Bluetooth[®] wireless technology² is standard on LTZ and available on all other models.

CHEVROLET WI-FI BY AUTONET MOBILE Stay connected in your Silverado HD the easy way with dealer-installed Autonet Mobile³ Wi-Fi. The signal is accessible for multiple devices in the truck and up to 150 feet away, great for sending emails from remote job sites.

TOUCH-SCREEN NAVIGATION The available touch-screen navigation system displays maps and information to help you find your way. Plus, a 3-month trial of SiriusXM NavTraffic⁴ with a Map View feature allows you to receive detailed traffic and weather information.

MEDIA SCREEN With the touch-screen navigation radio, you can listen to music from your choice of a 30 GB hard drive, CDs, an MP3 player or a 3-month trial of SiriusXM Satellite Radio.⁴ An available USB port⁵ allows you to customize your playlists from a media device, like an iPod[®] with iTunes[®] or a music-loaded flash drive.

REAR VISION CAMERA The available rear vision camera display, integrated into the available navigation screen or rearview mirror, offers a clearer view of the environment behind your Silverado HD. The camera features guidelines to help direct you while traveling in reverse, providing a better view for trailer hookups.



Available media screen.



Available rear vision camera.

¹ Visit onstar.com for coverage map, details and system limitations. Services vary by model and conditions. OnStar acts as a link to existing emergency service providers. Not all vehicles may transmit all crash data. ² Go to gmttotalconnect.com to find out which phones are compatible with the vehicle. ³ Monthly rate applies. Visit autonetmobile.com for details and coverage map. ⁴ If you subscribe after your trial period, service will automatically renew and bill at then-current rates until you call SiriusXM to cancel. See SiriusXM Customer Agreement for complete terms at siriusxm.com. Other fees and taxes will apply. For more information about NavTraffic, visit siriusxm.com/navtraffic. XM satellite service is available only in the 48 contiguous United States and D.C. ⁵ Not compatible with all devices. ⁶ iPod is a mobile digital device. iPod and iTunes are trademarks of Apple Inc., registered in the U.S. and other countries. Content purchased from the iTunes Store is for personal use only. Don't steal music.

Silverado 2500HD Crew
Cab Long Box WT in
Summit White with
available dealer-installed
Chevrolet Accessories.

MAKE IT YOURS

Build up your Silverado HD to fit your work and everyday needs with added accessories. Keep your truck looking great for the long haul with a factory-installed Spray-On Bedliner¹ or dealer-installed Drop-In Bedliner or Bed Rug, all covered by the GM 3-year/36,000-mile (whichever comes first) New Vehicle Limited Warranty when ordered with your new Silverado HD. See your dealer for details.

¹ Spray-On Bedliner available on 2500HD and 3500HD Crew Cab models only.

Silverado 3500HD Crew Cab LT 4x4 in Black with available features and dealer-installed Chevrolet Accessories!

SPLASH GUARDS When you're able to take on any terrain, you'll appreciate the available Molded Splash Guards, designed to shield your truck from tire splash and mud.


ASSIST STEPS If you need a little lift, Tubular Assist Steps are available with either chrome (shown) or black powder coat finish.

STATIONARY TOOL BOX This available diamond-pattern aluminum Tool Box can hold up to 250 lbs.² It features a removable sliding tray with rubber mat and a convenient one-touch latching mechanism.

BED RAIL PROTECTORS You're not afraid of a hard day's work and neither is Silverado HD. Available Molded Bed Rail Protectors are designed to help keep your rugged Silverado HD looking like new.



FEATURES AND OPTIONS



17" Steel
(Standard on 2500HD WT)

18" Steel
(Available on 2500HD WT;
standard on 3500HD Single
Rear Wheel WT)

17" Machined-Aluminum
(Standard on 2500HD LT;
available on 2500HD WT)

18" Polished Forged-Aluminum
(Standard on 2500HD LTZ and
3500HD SRW LT and LTZ;
available on 2500HD LT)

20" Polished Forged-Aluminum
(Available on 2500HD
LT and LTZ)

17" Steel with Chrome Overlay
(Standard on 3500HD Dual Rear
Wheel LT and LTZ)

Not shown: 17" Steel (Standard
on 3500HD DRW WT)

17" Polished Forged-Aluminum
(Crew Cab only; standard
on 3500HD DRW LTZ;
available on LT)

COLORS



BLACK



BLUE TOPAZ METALLIC¹



BLUE GRANITE METALLIC¹



DEEP RUBY METALLIC



VICTORY RED



MOCHA STEEL METALLIC¹



GRAYSTONE METALLIC



SILVER ICE METALLIC



SUMMIT WHITE

¹ Not available with Custom Sport Truck Package or Z71 Appearance Package.

FABRICS



Dark Titanium-Color Vinyl¹




Light Titanium-Color/Dark Titanium-Color Cloth²



Light Cashmere-Color/Dark Cashmere-Color Cloth²



Ebony Cloth³



Light Titanium-Color/Dark Titanium-Color Leather Appointments⁴



Light Cashmere-Color/Dark Cashmere-Color Leather Appointments⁴



Ebony Leather Appointments⁴



Light Titanium-Color/Dark Titanium-Color Perforated Leather Appointments⁵



Light Cashmere-Color/Dark Cashmere-Color Perforated Leather Appointments⁵



Ebony Perforated Leather Appointments⁵

¹ Standard on WT. ² Standard on LT. ³ Standard on LT (shown); available on WT. ⁴ Standard on LTZ (shown); available on LT. ⁵ Available on LTZ.

SELECT VEHICLE FEATURES

SILVERADO HD WORK TRUCK (REGULAR CAB, CREW CAB)

Vortec 6.0L V8 engine with 6-speed automatic transmission
Chrome grille surround
Black folding mirrors (2500HD); Black folding high-visibility vertical trailering mirrors (3500HD)
Two front recovery hooks
High-capacity air cleaner
Heavy-duty external engine oil cooler
Heavy-duty auxiliary external transmission fluid cooler
Automatic locking rear differential (3500HD)
Recirculating-ball power steering
Independent front suspension with torsion bars and multistage, multileaf, asymmetrical rear springs
Heavy-Duty Handling/Trailering Suspension
Floor-mounted, manual shift-on-the-fly transfer case (4x4)
Trailering Package: Trailer hitch platform with 2.5" receiver and 2" adapter, 7-wire harness mated to 7-way sealed connector, integrated trailer brake controller and automatic locking rear differential (3500HD)
Driver and right-front passenger air bags ¹
4-wheel antilock disc brakes (ABS)
StabiliTrak Electronic Stability Control System with Trailer Sway Control and Hill Start Assist (SRW models)
Single-zone manual climate control
Cruise control

SILVERADO HD WORK TRUCK (CONTINUED)

Driver Information Center
Dual glove boxes
Tilt-wheel adjustable steering column
AM/FM stereo
Vinyl 40/20/40 front split-bench seat with recliners and fold-down center armrest with storage
Flip-up, 60/40 rear split-bench seat (Crew Cab models)
Power door locks with Remote Keyless Entry (Crew Cab models)

SILVERADO HD LT (REGULAR CAB, CREW CAB)

In addition to or replacing Work Truck features, LT includes:

Black folding, power-adjustable, heated mirrors (2500HD); Black folding, high-visibility vertical trailering, power-adjustable, heated mirrors (3500HD)
Electronic transfer case with rotary dial (4x4)
AM/FM stereo with CD/MP3 player
Premium Cloth 40/20/40 front split-bench seat with recliners, manual lumbar support, fold-down center armrest with storage and lockable underseat storage
Power door locks with Remote Keyless Entry
Power windows with driver express-down feature
SiriusXM Satellite Radio ² with three trial months
Auto-dimming inside rearview mirror (3500HD)
OnStar ³ with Directions & Connections Plan for the first six months
Solar-Ray [®] deep-tinted glass

SILVERADO HD LTZ (CREW CAB)

In addition to or replacing LT features, LTZ includes:

Body-color door handles
Foglamps
Body-color, heated, power-adjustable mirrors with turn signal indicators, driver-side auto-dimming feature and power-folding feature (2500HD)
Automatic locking rear differential (2500HD)
Trailering Package: Trailer hitch platform with 2.5" receiver and 2" adapter, 7-wire harness mated to 7-way sealed connector and automatic locking rear differential (2500HD)
ABS-integrated trailer brake controller
Dual-zone automatic climate controls
Auto-dimming inside rearview mirror (2500HD)
Remote vehicle starter system
Custom Leather-appointed, reclining, heated, 10-way power-adjustable front bucket seats with memory and power lumbar support
AM/FM stereo with CD/MP3 player and USB port ⁴
Bose [®] sound system
Rear-window defogger
Bluetooth [®] wireless technology ⁵ for select phones

SPECIFICATIONS

	WT	LT	LTZ ⁶
EXTERIOR			
2500HD Custom Sport Truck Package (Crew Cab models): 20" polished forged-aluminum wheels, outside heated power-adjustable vertical trailering mirrors, Trailering Package, automatic locking rear differential, dual-zone automatic climate controls, Bluetooth wireless technology ⁵ for select phones, steering wheel-mounted audio controls, AM/FM stereo with CD/MP3 player and USB port, ⁴ driver 6-way power seat adjuster, foglamps, EZ Lift locking tailgate, inside rearview auto-dimming mirror, 6" oval chrome tubular Assist Steps from Chevrolet Accessories, bodyside moldings with chrome accents and chrome door handles	-	<input type="checkbox"/>	-

■ STANDARD □ AVAILABLE - NOT AVAILABLE

	WT	LT	LTZ ⁶
EXTERIOR (CONTINUED)			
3500HD Custom Sport Truck Package (Crew Cab models): Dual-zone automatic climate controls, Bluetooth wireless technology ⁵ for select phones, steering wheel-mounted audio controls, AM/FM stereo with CD/MP3 player and USB port, ⁴ driver 6-way power seat adjuster, foglamps, EZ Lift locking tailgate, 6" oval chrome tubular Assist Steps from Chevrolet Accessories, bodyside moldings with chrome accents and chrome door handles; also includes 17" polished forged-aluminum wheels on dual rear wheel models	-	<input type="checkbox"/>	-
EZ Lift locking tailgate	-	<input type="checkbox"/> ⁷	<input type="checkbox"/> ⁸
LTZ Plus Package: EZ Lift locking tailgate, Universal Home Remote, power-adjustable pedals and Rear Park Assist; single rear wheel models include rear Wheel House Liners from Chevrolet Accessories	-	-	<input type="checkbox"/>

	WT	LT	LTZ ⁶
EXTERIOR (CONTINUED)			
Mirrors: Black, folding, power-adjustable, heated	<input type="checkbox"/> ⁹	■	-
Body-color, power-adjustable, heated; with turn signal indicators in glass, driver-side auto-dimming feature and power-folding feature (2500HD)	-	<input type="checkbox"/> ¹⁰	■
Black, trailering, high-visibility vertical, manual-folding and extendable; with lower convex spotter glass (2500HD)	<input type="checkbox"/>	-	-
Black, trailering, high-visibility vertical, power-adjustable, heated, manual-folding and extendable; with turn signal indicators and lower convex spotter glass (2500HD)	-	<input type="checkbox"/> ¹¹	<input type="checkbox"/>
On The Job Package: Bed Rail Protectors, Bedliner and Bed-Mounted Tie-Down Hooks from Chevrolet Accessories	<input type="checkbox"/>	<input type="checkbox"/>	<input type="checkbox"/>
Protection Package: Bed Rail Protectors and rear Wheel House Liners from Chevrolet Accessories	<input type="checkbox"/>	<input type="checkbox"/>	<input type="checkbox"/>

¹ Always use safety belts and the correct restraint for your child's age and size. Even in vehicles equipped with the Passenger Sensing System, children are safer when properly secured in a rear seat in the appropriate infant, child or booster seat. Never place a rear-facing infant restraint in the front seat of any vehicle equipped with a passenger air bag. See the Owner's Manual and the child safety seat instructions for more safety information. ² If you subscribe after your trial period, subscriptions are continuous until you call SiriusXM to cancel. See SiriusXM Customer Agreement for complete terms at siriusxm.com. Other fees and taxes will apply. All fees and programming subject to change. For more information about NavTraffic, visit siriusxm.com/navtraffic. XM satellite service is available only in the 48 contiguous United States and Washington, D.C. ³ Visit onstar.com for coverage map, details and system limitations. Services vary by model and conditions. ⁴ Not compatible with all devices. ⁵ Go to gmtotalconnect.com to find out which phones are compatible with the vehicle. ⁶ Not available on Chassis Cab models. ⁷ Requires available Custom Sport Truck Package, Interior Plus Package or rear vision camera. ⁸ Requires available LTZ Plus Package or rear vision camera. ⁹ Requires available Windows, Locks and Mirrors Power Package. ¹⁰ Requires available Z71 Appearance Package. ¹¹ Requires available auto-dimming inside rearview mirror.

SPECIFICATIONS

	WT	LT	LTZ ¹
EXTERIOR (CONTINUED)			
Spray-on bedliner (Crew Cab models)	<input type="checkbox"/>	<input type="checkbox"/>	<input type="checkbox"/>
Z71 Off-Road Package: Skid Plate Package, on-/off-road tires and Z71 decals (SRW models)	-	<input type="checkbox"/> ²	<input type="checkbox"/>
Z71 Appearance Package (Crew Cab models): 18" polished forged-aluminum wheels, all-terrain tires, foglamps, body-color outside mirrors (2500HD) and door handles; unique Z71 decals, instrument cluster, body-color grille surround with chrome insert, body-color front bumper and sill plates	-	<input type="checkbox"/> ³	<input type="checkbox"/> ³
ENGINE/CHASSIS			
Differential: Automatic locking rear (2500HD)	<input type="checkbox"/>	<input type="checkbox"/>	<input checked="" type="checkbox"/>
Engine block heater	<input type="checkbox"/>	<input type="checkbox"/>	<input type="checkbox"/>
Exhaust Brake System: Diesel ⁴	<input type="checkbox"/>	<input type="checkbox"/>	<input type="checkbox"/>
Skid Plate Package: ⁵ Frame-mounted shield protecting front underbody, oil pan, differential case and transfer case (4x4)	<input type="checkbox"/>	<input type="checkbox"/>	<input type="checkbox"/>
Snow Plow Prep Package: 10-amp power for backup and roof emergency light, high-flow front bumper, forward lamp wiring harness, provision for cab roof-mounted lamp and Skid Plate Package (4x4)	<input type="checkbox"/>	<input type="checkbox"/>	<input type="checkbox"/>
Trailer Package: ¹ Trailer hitch platform with 2.5" receiver and 2" adapter, 7-wire harness mated to 7-way sealed connector, integrated trailer brake controller and automatic locking rear differential ⁶ (2500HD)	<input type="checkbox"/>	<input type="checkbox"/>	<input checked="" type="checkbox"/>
SAFETY & SECURITY			
Air bags: ⁷ Head-curtain with rollover sensor for outboard occupants; driver and right-front passenger seat-mounted side-impact for thorax and pelvic protection (SRW models)	<input type="checkbox"/>	<input type="checkbox"/>	<input type="checkbox"/>
OnStar ⁸ with Directions & Connections Plan	<input type="checkbox"/> ⁹	-	-
OnStar ⁸ with Directions & Connections Plan for the first six months	-	<input checked="" type="checkbox"/>	<input checked="" type="checkbox"/>
Trailer brake controller: ABS-integrated ²	<input type="checkbox"/>	<input type="checkbox"/>	<input checked="" type="checkbox"/>

■ STANDARD □ AVAILABLE - NOT AVAILABLE

	WT	LT	LTZ ¹
INTERIOR			
Convenience Package: Power-adjustable pedals, Rear Park Assist, ¹⁰ rear-window defogger, Universal Home Remote and remote vehicle starter system	-	<input type="checkbox"/>	-
Defogger: Rear-window ¹¹	<input type="checkbox"/>	<input type="checkbox"/>	<input checked="" type="checkbox"/>
Power door locks with Remote Keyless Entry ¹²	<input type="checkbox"/> ¹³	<input checked="" type="checkbox"/>	<input checked="" type="checkbox"/>
Interior Plus Package: 6-way power-adjustable driver seat, CD/MP3 player, USB port; ¹⁴ steering wheel-mounted audio controls, Bluetooth wireless technology ¹⁵ for select phones, dual-zone automatic climate controls; ¹⁶ EZ Lift locking tailgate and foglamps	-	<input type="checkbox"/> ¹⁶	-
Mirror: Auto-dimming rearview	-	<input type="checkbox"/> ¹⁷	<input checked="" type="checkbox"/>
Rear vision camera ¹	-	<input type="checkbox"/> ¹⁸	<input type="checkbox"/> ¹⁹
Sunroof: ^{1,10} Power-sliding, with express-open feature and wind deflector	-	-	<input type="checkbox"/> ²⁰
Windows, Locks and Mirrors Power Package: Power driver and passenger-side windows with uplevel door panels, outside heated power-adjustable manual-folding mirrors and power door locks (Remote Keyless Entry sold separately)	<input type="checkbox"/>	-	-
Window: Power-sliding, rear ²¹	-	<input type="checkbox"/>	<input checked="" type="checkbox"/>
Windows: Power, with driver express-down feature	<input type="checkbox"/> ²²	<input checked="" type="checkbox"/>	<input checked="" type="checkbox"/>
SEATING			
Cloth 40/20/40 front split-bench seat with manual recliners and lumbar support and fold-down center armrest with storage	<input type="checkbox"/>	-	-
Custom Leather-appointed 40/20/40 front split-bench seat with manual recliners and lumbar support, fold-down center armrest with storage and lockable underseat storage	-	<input type="checkbox"/>	-
Premium Cloth, 6-way power-adjustable front bucket seats with manual recliners and lumbar support	-	<input type="checkbox"/>	-
Custom Leather-appointed, 6-way power-adjustable front bucket seats with manual recliners and lumbar support	-	<input type="checkbox"/>	-
Custom Leather-appointed, 12-way power-adjustable, heated and cooled front bucket seats with perforated inserts, include power lumbar support and memory	-	-	<input type="checkbox"/> ²³

	WT	LT	LTZ ¹
AUDIO SYSTEMS			
AM/FM stereo with CD/MP3 player	<input type="checkbox"/>	<input checked="" type="checkbox"/>	-
AM/FM stereo with CD/MP3 player and USB port ¹⁴	-	<input type="checkbox"/> ²⁴	<input checked="" type="checkbox"/>
AM/FM stereo with in-dash 6-disc CD/MP3 changer and USB port ¹⁴	-	-	<input type="checkbox"/>
7-speaker Bose sound system	-	<input type="checkbox"/> ²⁵	<input checked="" type="checkbox"/>
DVD entertainment system with rear-seat audio controls	-	-	<input type="checkbox"/> ¹⁰
SiriusXM Satellite Radio ²⁶ with three trial months	<input type="checkbox"/> ²⁷	-	-
SiriusXM NavTraffic ²⁶ with three trial months	-	-	<input type="checkbox"/> ²⁸
Touch-screen navigation radio	-	-	<input type="checkbox"/>
DEALER-INSTALLED ACCESSORIES			
Premium All-Weather Floor Mats: deep-ribbed rubber	<input type="checkbox"/>	<input type="checkbox"/>	<input type="checkbox"/>
Assist Steps: 3" round chrome	<input type="checkbox"/>	<input type="checkbox"/>	<input type="checkbox"/>
6" oval chrome	<input type="checkbox"/>	<input type="checkbox"/>	<input type="checkbox"/>
Bedliner	<input type="checkbox"/>	<input type="checkbox"/>	<input type="checkbox"/>
Bed Rail Protectors	<input type="checkbox"/>	<input type="checkbox"/>	<input type="checkbox"/>
Bed Rug	<input type="checkbox"/>	<input type="checkbox"/>	<input type="checkbox"/>
Chrome 4x4 Decal	-	<input type="checkbox"/>	<input type="checkbox"/>
Chrome Z71 Decal ³	-	<input type="checkbox"/>	<input type="checkbox"/>
Molded Splash Guards: black front and rear with gold bowtie logo on rear	<input type="checkbox"/>	<input type="checkbox"/>	<input type="checkbox"/>
Rubber Bed Mat	<input type="checkbox"/>	<input type="checkbox"/>	<input type="checkbox"/>
Stationary Tool Box	<input type="checkbox"/>	<input type="checkbox"/>	<input type="checkbox"/>
Tonneau Cover: Hard Tri-Folding with Premium Cloth cover	<input type="checkbox"/>	<input type="checkbox"/>	<input type="checkbox"/>
Hard Tri-Folding with vinyl cover	<input type="checkbox"/>	<input type="checkbox"/>	<input type="checkbox"/>
Soft Cloth Tri-Folding	<input type="checkbox"/>	<input type="checkbox"/>	<input type="checkbox"/>
Soft Roll-Up with integrated support bows	<input type="checkbox"/>	<input type="checkbox"/>	<input type="checkbox"/>
Wheel Theft-Deterrent System, designed to protect the wheels and tires from theft	<input type="checkbox"/>	<input type="checkbox"/>	<input type="checkbox"/>

¹ Not available on Chassis Cab models. ² 2500HD models require available Trailing Package. ³ Requires available Z71 Off-Road Package. ⁴ Requires available Duramax 6.6L Turbo-Diesel V8 engine. ⁵ 2WD models require available Z71 Off-Road Package. ⁶ Automatic locking rear differential not included on Fleet orders on 2500HD models. ⁷ Always use safety belts and the correct restraint for your child's age and size. Even in vehicles equipped with the Passenger Sensing System, children are safer when properly secured in a rear seat in the appropriate infant, child or booster seat. Never place a rear-facing infant restraint in the front seat of any vehicle equipped with a passenger air bag. See the Owner's Manual and the child safety seat instructions for more safety information. ⁸ Visit onstar.com for coverage map, details and system limitations. Services vary by model and conditions. ⁹ Requires available power door locks and Remote Keyless Entry. ¹⁰ Crew Cab models only. ¹¹ Not available with power-sliding rear window. ¹² Remote Keyless Entry sold separately when Windows, Locks and Mirrors Power Package is ordered. ¹³ Standard on Crew Cab models. ¹⁴ Not compatible with all devices. ¹⁵ Go to gmtotalconnect.com to find out which phones are compatible with the vehicle. ¹⁶ Not available with Custom Sport Truck Package. ¹⁷ 2500HD models require available rear vision camera or trailing mirrors. Standard on 3500HD models. ¹⁸ Requires available Convenience Package and Interior Plus Package, Custom Sport Truck Package or EZ Lift locking tailgate. ¹⁹ Requires available LTZ Plus Package or EZ Lift locking tailgate. ²⁰ Not available with Snow Plow Prep Package. ²¹ Not available with rear-window defogger. ²² Requires available Windows, Locks and Mirrors Power Package. ²³ Requires available head-curtain side-impact air bags on 2500HD and 3500HD SRW models. ²⁴ Requires available Custom Sport Truck Package or Interior Plus Package. ²⁵ Requires available front bucket seats and Interior Plus Package. ²⁶ If you subscribe after your trial period, service will automatically renew and bill at then-current rates until you call SiriusXM to cancel. See SiriusXM Customer Agreement for complete terms at siriusxm.com. Other fees and taxes will apply. For more information about NavTraffic, visit siriusxm.com/navtraffic. XM satellite service is available only in the 48 contiguous United States and D.C. ²⁷ Requires available OnStar and AM/FM stereo with CD/MP3 player. ²⁸ Requires available navigation radio.

DIMENSIONS



80.0"



133.7" (Long Box)
225.0" (Long Box)

77.5"-
77.6"⁽¹⁾



153.7" (Standard Box); 167.7" (Long Box)
240.2" (Standard Box); 259.1" (Long Box)

78.1"-
78.3"⁽¹⁾



80.0"
95.9" (DRW)



116.5" 97.8" (Long Box)

50.6" 62.5"



150.9" 78.8" (Standard Box); 97.8" (Long Box)

50.6" 62.5"

POWERTRAIN

■ STANDARD □ AVAILABLE - NOT AVAILABLE

ENGINE	HP @ RPM	LB.-FT. TORQUE @ RPM	STANDARD TRANSMISSION	E85 FLEXFUEL CAPABILITY ³	REGULAR CAB	CREW CAB
Vortec 6.0L V8 (3/4-ton)	360 @ 5400 ²	380 @ 4200	Hydra-Matic 6-speed automatic overdrive	■	■	■
Vortec 6.0L V8 (1-ton)	322 @ 4400	380 @ 4200	Hydra-Matic 6-speed automatic overdrive	■	■	■
Duramax 6.6L V8 (3/4-ton and 1-ton)	397 @ 3000	765 @ 1600	Allison 1000 6-speed automatic overdrive	-	□	□

¹ Depending on model and tire size selected. ² For Box Delete and incomplete vehicles, 322 @ 4400. ³ Go to chevrolet.com/biofuels to see if there is an E85 fuel station near you.

OWNERSHIP EXTRAS



CHEVROLET.COM/WARRANTY



CHEVROLET.COM/ACCESSORIES



ONSTAR.COM



SIRIUSXM.COM



TWITTER.COM/CHEVROLET



YOUTUBE.COM/CHEVROLET



FACEBOOK.COM/CHEVROLET

GM, the GM logo, Chevrolet, the Chevrolet logo, and the slogans, emblems, vehicle model names, vehicle body designs and other marks appearing in this catalog are the trademarks and/or service marks of General Motors, its subsidiaries, affiliates or licensors. ©2013 OnStar. All rights reserved. SiriusXM and all related marks and logos are trademarks of SiriusXM Radio Inc. The Bluetooth word mark is a registered trademark owned by Bluetooth SIG, Inc., and any use of such mark by Chevrolet is under license. Bose is a registered trademark of the Bose Corp. Allison is a registered trademark of Allison Transmission, Inc.

©2013 General Motors. All rights reserved.
June 2013

WARRANTY INFORMATION

100,000-MILE/5-YEAR TRANSFERABLE POWERTRAIN LIMITED WARRANTY.

Every 2014 Chevrolet passenger car, light-duty truck, SUV and crossover comes with a 100,000-mile/5-year (whichever comes first) transferable Powertrain Limited Warranty. Plus, you get 100,000 miles/5 years (whichever comes first) of the 24/7 Roadside Assistance Program, the Courtesy Transportation Program, and much more. See dealer for details.

NEW VEHICLE LIMITED WARRANTY.

GM vehicles registered in the USA are covered for 36,000 miles/3 years (whichever comes first). The complete vehicle is covered, including tires, towing to your nearest Chevrolet dealership and cosmetic corrosion resulting from defects. Repairs will be made to correct any vehicle defect, and most warranty repairs will be made at no charge. In addition, rust-through corrosion will be covered for 100,000 miles/6 years (whichever comes first). See dealer for details.

IMPORTANT INFORMATION

ENGINES. Chevrolet products are equipped with engines produced by GM Powertrain or other suppliers to GM worldwide. The engines in Chevrolet products may also be used in other GM makes and models.

ASSEMBLY. Chevrolet vehicles and their components are assembled or produced by different operating units of General Motors, its subsidiaries or suppliers to GM worldwide. We sometimes find it necessary to produce Chevrolet vehicles with different or differently sourced components than originally scheduled. Since some options may be unavailable when your vehicle is assembled, we suggest you verify that your vehicle includes the equipment you ordered and that, if there were changes, they are acceptable to you.

ONSTAR. OnStar services require vehicle electrical system (including battery), wireless service and GPS satellite signals to be available and operating for features to function properly. OnStar acts as a link to existing emergency service providers. Subscription Service Agreement required. Call 1-888-4ONSTAR (1-888-466-7827) or visit onstar.com for OnStar Terms and Conditions, Privacy Policy, details and system limitations.

A NOTE ON CHILD SAFETY. Always use safety belts and the correct restraint for your child's age and size. Even in vehicles equipped with the Passenger Sensing System, children are safer when properly secured in a rear seat in the appropriate infant, child or booster seat. Never place a rear-facing infant restraint in the front seat of any vehicle equipped with a passenger air bag. See the Owner's Manual and child safety seat instructions for more safety information.

IMPORTANT WORDS ABOUT THIS CATALOG. We have tried to make this catalog comprehensive and factual. We reserve the right, however, to make changes at any time, without notice, in prices, colors, materials, equipment, specifications, models and availability. Specifications, dimensions, measurements, ratings and other numbers in this catalog and other printed materials provided at the dealership or affixed to vehicles are approximations based on design and engineering drawings, prototypes and laboratory tests. Your vehicle may differ due to variations in manufacture and equipment. Since some information may have been updated since the time of printing, please check with your Chevrolet dealer for complete

CHEVROLET OWNER CENTER (MY.CHEVROLET.COM).

Everything you need to know. Anything you need to do. Your Chevrolet Owner Center makes it easy. Create your account today to get the most out of your new vehicle. Get special alerts and offers, schedule service, review your maintenance schedule, and view how-to videos specifically for your vehicle. All online, anytime. Visit the Owner Center today to register or take a tour.

CHEVROLET 2-YEAR SCHEDULED MAINTENANCE PROGRAM.

Every new 2014 Chevrolet Silverado HD comes with 2 years/24,000 miles of scheduled maintenance that includes oil and filter changes, 4-wheel tire rotations (single axle only) and multipoint vehicle inspections. Covers only scheduled oil changes with filter and tire rotations according to your new vehicle's recommended maintenance schedule for up to 2 years or 24,000 miles, whichever comes first. Does not include air filters. Maximum of 4 service events. See participating dealer for other restrictions and complete details.

details. Chevrolet reserves the right to lengthen or shorten the model year for any product for any reason or to start and end model years at different times. Certain vehicle features may lose their usefulness over time due to obsolescence from technological changes. Unless otherwise noted, all claims based on GM Large Pickup segment and latest available competitive information. Excludes other GM vehicles.

FLEET ORDERS. Some standard content may be deleted on fleet orders. See dealer for details.

CHEVROLET OWNERSHIP EXPERIENCE. Chevrolet is committed to enhancing the vehicle shopping and ownership experience through a wide array of programs. Visit chevrolet.com to build and price, find a vehicle, request a quote, compare vehicles, find financial tools or track your vehicle order. You'll also find information about 24-hour Roadside Assistance, Courtesy Transportation, Customer Assistance, GM Mobility, safety and current incentives.

CHEVROLET.COM/SAFETY. Chevrolet is committed to keeping you and your family safe – from the start of your journey to your destination. That's why every Chevrolet is designed with a comprehensive list of safety and security features to help give you peace of mind.

GMMOBILITY.COM (1-800-323-9935). GM Mobility™ offers financial assistance for eligible adaptive equipment to make automotive travel easier for persons with disabilities or special transportation needs. To learn more about special GM Mobility offers, visit gmmobility.com.

GMCARD.COM/CHEVROLET. Did you know about the family of reward credit cards that can help you save toward a new GM car, truck, SUV or crossover? With a GM reward card, you can accrue Earnings on every credit card purchase which can be redeemed toward the purchase or lease of an eligible new vehicle. To find the best card for you, visit gmcards.com/chevrolet.

ECOLOGIC WINDOW LABEL. As part of our Ecologic initiative for environmental responsibility, every 2014 Chevrolet retail vehicle features an Ecologic window label detailing some of its fuel-saving technologies, responsible manufacturing processes and end-of-life recyclability. Visit chevrolet.com/ecologic for more information.

FIND *NEW* ROADS™

