



2011 Honda

RIDGELINE



Honda of Lisle
4475 LINCOLN AVE.
LISLE, IL 60532
(866) 865-8090

Pickup trucks
have always been about
muscle,
backbone
and
testosterone...



...then Honda gave them a brain and made them a whole lot better.

Where is it written that big has to mean inefficient? Why is it acceptable for a pickup truck to treat passengers like cargo? Or make driving feel more like work than fun? When we developed the Ridgeline, our goal was to make a truck every bit as tough as it needs to be, but also to send it charging into new territory. So we packed it with innovative features like 4-wheel independent suspension, a dual-action tailgate and lockable In-Bed Trunk®, and plenty of high-tech features inside. After all, why stick with the way things have always been done when you can find a better way?



It's about where
you've been
 and
 where you're
headed.

Ridgeline RTL shown in Crystal Black Pearl with accessory towing kit and hitch ball!

It's so versatile, the dictionary lists Ridgeline as a noun, a verb and an adjective. With an extra-wide flat cargo bed as well as innovative features like a dual-action tailgate and lockable In-Bed Trunk, the Ridgeline takes on new challenges, doing things no pickup truck ever dreamed of.

2 The lockable In-Bed Trunk keeps gear secure and out of sight. With its weather-tight, 8.5-cubic-foot capacity, it can accommodate large items like golf bags or even a 72-quart cooler.*



3 The Ridgeline's tailgate is designed to safely accommodate large, heavy items like an ATV. Its 300-lb dynamic load capacity makes it one of the strongest tailgates around.*

*Honda reminds you to properly secure items stored in the cargo area.

1 The dual-action tailgate not only swings down like ordinary tailgates, but it also swings out to the side, allowing you easy access to the vehicle's In-Bed Trunk.



Tough. Nimble. Able to handle almost any condition. It's no wonder Honda is the official vehicle of the NHL.⁹²



Shown with accessory bed extender.



A ride so smooth,
it'll have you
believing
the
world is flat.



Ridgeline RTL shown in Dark Cherry Pearl.

You know that bone-jarring jolt you feel every time your truck hits a bump? Think you'll miss it? The Ridgeline's chassis, independent suspension and sophisticated 4WD system have been designed and tuned to not only handle heavy-duty work and occasional off-road use, but also to provide a surprisingly refined ride. And like every Honda, they help make the Ridgeline a blast to drive.


Unlike the solid rear axle setup found in most other trucks, the Ridgeline enjoys the advantages of 4-wheel independent suspension. It provides not only superior handling, but also a more composed ride with unmatched stability.

When the benefits of 4WD are needed, the vehicle's Variable Torque Management® 4-wheel-drive system (VTM-4®) sends up to 70% of engine torque to the rear wheels.

Under normal driving conditions such as cruising on dry pavement, the VTM-4 system sends all power to the front wheels. This maximizes fuel efficiency³ when 4WD isn't needed.

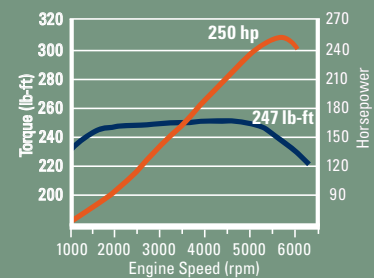
The integrated closed-box frame with unit-body construction not only provides strength and class-leading torsional rigidity, but it also makes the ride both quieter and smoother.

VTM-4 Lock® helps you get moving in low-traction conditions such as ice or loose gravel. Press the dash-mounted button and the rear differential will lock and stay locked up to 18 mph in forward or reverse gear.



Like most 4-wheel-drive systems, the Ridgeline responds reactively to wheel slippage, sending power where it's needed most. But unlike competing systems, it also responds proactively based on the amount of torque the engine is producing. By anticipating the need to send power to additional traction points, it ensures a smooth and almost transparent transition between 2- and 4-wheel drive.

The Ridgeline 3.5-liter V-6 is proof that power doesn't have to be raw, it can be refined. Employing Honda's patented Variable Valve Timing and Lift Electronic Control (VTEC®), it provides abundant power whenever you need it. A two-stage intake manifold provides ample torque, especially at the low end, for excellent towing ability. The unique high-mounted fresh-air intake system packs cooler air into the combustion chambers to help keep output strong, even in heavy-duty driving and towing conditions.



4WD

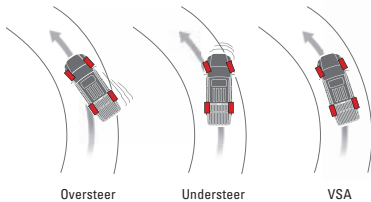
250 HP



The thinking man's tank.

The Ridgeline is clear evidence of Honda's commitment to delivering a high level of safety, regardless of the size of your bank account. From the RT to the RTL models, every Ridgeline comes standard with multiple advanced safety features.

Ridgeline RTL shown in Polished Metal Metallic with available Honda Satellite-Linked Navigation System™⁴



Airbags inflated for display purposes.

The Ridgeline's first line of defense is a reinforced unit body that incorporates a closed-box frame with internal high-strength steel frame stiffeners. Both the frame rails and all seven crossmembers feature box-section construction. The result is a remarkably high torsional rigidity.

Vehicle Stability Assist™ (VSA®) with traction control can detect understeer or oversteer and reduce the amount of engine torque and/or use the vehicle's ABS system to brake individual wheels as needed to help restore your intended course.

Brake Assist, a component of the anti-lock braking system (ABS), helps apply full braking force in some emergency situations. Electronic Brake Distribution (EBD) helps balance braking forces depending upon dynamic loading.

The Ridgeline's standard Tire Pressure Monitoring System⁵ (TPMS) continually checks the pressure of each tire, alerting the driver with an in-dash display when a particular tire's pressure is significantly low.

Front, front side, and side curtain airbags are all standard.* The front seats feature active head restraints that are designed to move up and forward in a rear collision to help keep head movement to a minimum, potentially reducing whiplash injuries.

*Honda reminds you and your passengers to always buckle up. Children 12 and under are safest when properly restrained in the rear seat.



If it's gear you're hauling, the rear seats offer plenty of under-seat storage. They also lift up to make room for large objects – even a full-size mountain bike. The rear seat's 60/40 split also allows for both gear and passengers.

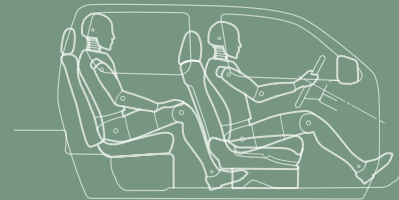


The Ridgeline
doesn't have a
cabin;
it has a
five-star
resort.

Ridgeline RTL shown with Gray Leather and available Honda Satellite-Linked Navigation System*

Think of it as the great indoors. The Ridgeline's unique body design allows for a wider, deeper cabin, with plenty of room for five full-size adults. But just because it's big doesn't mean it's not sophisticated. RTS and above models feature dual-zone automatic climate control and a 10-way power driver's seat including power lumbar support. In addition, RTL models add heated front seats, carpeted floor mats, leather trim, a leather-wrapped steering wheel and a power moonroof.

Honda reminds you to properly secure items stored in the cargo area.



Along with plenty of legroom and elbow room, the slightly elevated stadium seating makes the second row of the Ridgeline anything but second class. In addition, the flat rear floor allows for a more comfortable ride for passengers and more room for cargo.



Ridgeline RTL shown with Gray Leather
and available Honda Satellite-Linked Navigation System*

Monday meets Saturday.

Rugged performance means you'll get where you're going. Advanced systems inside help keep you connected and informed until you get there. The available Honda Satellite-Linked Navigation System* with voice recognition links to 7 million points of interest* as well as Zagat® ratings and reviews. When you're in reverse, the system's screen doubles as a rearview camera display. The Bluetooth® HandsFreeLink® on RTL with navigation connects with your compatible phone and lets you make and receive calls with your hands on the wheel and eyes on the road. The standard 6-speaker audio system is MP3 and Windows Media® Audio® (WMA)-compatible. Select models add a subwoofer, a 6-disc in-dash CD changer, XM® Radio® and an MP3/auxiliary input jack.

*Some roads unverified. Please see your Honda dealer for details.



Thoughtful details throughout the cabin elevate ease-of-use to a whole new level. The steering-wheel design features integrated buttons for the cruise control on all models and audio-system functions on RTS and RTL. The cavernous center console contains multiple storage compartments, as well as a 115-volt power outlet on RTL that lets you plug in a laptop or other electronic devices. Large control knobs allow for easy operation, even with gloved hands.

Drive responsibly. Some state laws prohibit the operation of handheld electronic devices while operating a vehicle. For safety reasons, always launch your audio application or perform any other operation on your phone or audio device only when the vehicle is safely parked.

ENGINEERING	
3.5-Liter, 24-Valve, SOHC VTEC® V-6 Engine	High-Mounted Fresh-Air Intake
250 hp @ 5700 rpm (SAE net)	Direct Ignition System with Immobilizer
247 lb-ft @ 4300 rpm (SAE net)	ULEV-2 Emissions Rating ¹⁰
Drive-by-Wire™ Throttle System	100K +/- Miles No Scheduled Tune-Ups*

DRIVETRAIN	
5-Speed Automatic Transmission	Locking Rear Differential
Variable Torque Management® 4-Wheel-Drive System (VTM-4®)	Heavy-Duty Automatic-Transmission-Fluid Cooler

TOWING	
Integrated Closed-Box Frame with Unit-Body Construction	Integrated Class III Trailer Hitch
Fully Boxed High-Strength Steel (HSS) Frame Rails and Crossmembers with Internal Stiffeners	Pre-Wired for Trailer Brake Controller
Heavy-Duty Radiator with Dual 160-Watt Fans	5000-lb Towing Capacity ¹
Heavy-Duty Power-Steering-Fluid Cooler	Total Payload Capacity (lbs):
Pre-Wired for Trailer Harness (RTS and RTL Include Trailer Harness)	1546 (RT/RTS), 1497 (RTL), 1486 (RTL w/Nav)

BODY/SUSPENSION/CHASSIS	
Power-Assisted Ventilated Front Disc/Solid Rear Disc Brakes (in): 12.6/13.1	Steel-Reinforced Composite (SRC) Cargo Bed
Styled Steel Wheels (RT)/17" Alloy Wheels (RTS)/18" Alloy Wheels (RTL)	MacPherson Strut Front Suspension
	Multi-Link Rear Suspension with Trailing Arms

SAFETY	
Dual-Stage, Multiple-Threshold Front Airbags (SRS)	Electronic Brake Distribution (EBD) and Brake Assist
Front Side Airbags with Passenger-Side Occupant Position Detection System (OPDS)	Vehicle Stability Assist™ (VSA®) with Traction Control
Side Curtain Airbags with Rollover Sensor	Tire Pressure Monitoring System ⁵ (TPMS)
Driver's and Front Passenger's Active Head Restraints	Lower Anchors and Tethers for CHildren (LATCH):
Anti-Lock Braking System (ABS)	Lower Anchors (2nd-Row All), Tether Anchors (2nd-Row All)
	Daytime Running Lights (DRL)

EPA MILEAGE ESTIMATES ² /CAPACITIES	RT	RTS	RTL
5-Speed Automatic (City/Highway/Combined)	15/20/17	15/20/17	15/20/17
Fuel (gal)	22.0	22.0	22.0
Required Fuel ¹	Regular Unleaded	Regular Unleaded	Regular Unleaded

EXTERIOR FEATURES			
Power Moonroof			•
Dual-Action Tailgate	•	•	•
In-Bed Trunk®	•	•	•
Remote Entry System	•	•	•
Security System		•	•
Privacy Glass		•	•
Integrated Bed Lights (4) with Auto-Off Timer	•	•	•
Heavy-Duty Tow Hooks (front and rear)	•	•	•
Fog Lights			•

COMFORT & CONVENIENCE	RT	RTS	RTL
Air Conditioning with Air-Filtration System	•		
Dual-Zone Automatic Climate Control with Air-Filtration System		•	•
Honda Satellite-Linked Navigation System™ ⁴ with Voice Recognition and Rearview Camera			Available
Bluetooth® ⁷ HandsFreeLink®			with Navigation
Power Sliding Rear Cabin Window	•	•	•
Steering Wheel-Mounted Controls	Cruise	Cruise/Audio	Cruise/Audio
Steering Wheel-Mounted Navigation and Phone Controls			with Navigation
Leather-Wrapped Steering Wheel			•
Multifunctional Center Storage Console with Sliding Armrest	•	•	•
HomeLink® Remote System ¹¹			•
Ambient Console Lighting			•
Map Lights/Sunglasses Holder	•	•	•
Rearview Mirror with Compass			without Navigation
115-Volt Power Outlet (center console)			•
All-Weather Heavy-Duty Floor Mats		•	
Carpet Floor Mats			•
SEATING			
Leather-Trimmed Interior			•
Heated Front Seats			•
Driver's Seat with 10-Way Power Adjustment, Including Power Lumbar Support		•	•
60/40 Lift-Up Rear Seat with Under-Seat Storage	•	•	•
AUDIO SYSTEMS			
100-Watt AM/FM/CD Audio System with 6 Speakers	•		
160-Watt AM/FM/6-Disc In-Dash CD Audio System with 7 Speakers, Including Subwoofer		•	•
MP3/Windows Media® Audio ⁸ (WMA) Playback Capability	•	•	•
XM® Radio ⁹			•
MP3/Auxiliary Input Jack		•	•

*Does not apply to fluid and filter changes. Will vary with driving conditions. Please see your Honda dealer for details.



Want your own look? Ask your dealer about Honda Genuine Accessories. These include running boards, side steps, roof rack, bed extender and tonneau cover. They're designed, engineered and tested to meet the same exacting standards as your new vehicle—a high-quality way to make your new Honda one of a kind.



Your dealer's team of trained technicians is ready to help keep your Honda in superb shape. All 2011 Honda vehicles—and any Honda Genuine Accessories installed at the time of vehicle purchase—are covered by the 3-year/36,000-mile New-Vehicle Limited Warranty.¹² Plus, Honda cars and trucks are covered by a 5-year/60,000-mile Limited Powertrain Warranty, too.¹³ For more information or assistance, see your Honda dealer or please give us a call at 1-800-33-Honda.

HONDA

Financial Services

Whether you buy or lease a Honda vehicle, **Honda Financial Services** can assist you with the process. Please ask your dealer which lease or purchase plan best suits your needs.

HONDA
Care

Honda Care[®] is a highly affordable, comprehensive vehicle and travel protection plan backed by Honda reliability, service and parts. Please see your Honda dealer for details.

¹Towing requires the addition of the Honda accessory towing kit and hitch ball. Trailer harness standard on RTS and RTL models. Premium unleaded fuel recommended when towing. Please see your Honda dealer for details. ²NHL and the NHL Shield are registered trademarks of the National Hockey League. © NHL 2010. ALL RIGHTS RESERVED. ³Based on 2011 EPA mileage estimates. Use for comparison purposes only. Do not compare to models before 2008. Your actual mileage will vary depending on how you drive and maintain your vehicle. ⁴The Honda Satellite-Linked Navigation System is available on RTL models in the United States, except Alaska. Please see your Honda dealer for details. ⁵For optimal tire wear and performance, tire pressure should be checked regularly with a gauge. Do not rely solely on the monitor system. Please see your Honda dealer for details. ⁶© 2010 Zagat Survey, LLC. Zagat Survey is a registered trademark of Zagat Survey, LLC. ⁷The Bluetooth[®] word mark and logos are owned by the Bluetooth SIG, Inc., and any use of such marks by Honda Motor Co., Ltd., is under license. ⁸Windows Media[®] is a trademark or registered trademark of Microsoft Corporation in the United States and/or other countries. ⁹Required XM Radio subscription sold separately after 90-day trial period. Subscriptions are governed by the XM Customer Agreement available at xmradio.com/serviceterms. Other fees and taxes apply after trial period; see XM Customer Agreement for details. Fees and programming subject to change. Service not available in Canada, Alaska, or Hawaii. ¹⁰© 2010 SIRIUS XM Radio Inc. SIRIUS, XM and all related marks and logos are trademarks of SIRIUS XM Radio Inc. and its subsidiaries. ¹¹ULEV-2-rated by California Air Resources Board (CARB). ¹²HomeLink and the HomeLink house are registered trademarks of Johnson Controls. ¹³**3-Year/36,000-Mile Limited Warranty. 5-Year/60,000-Mile Limited Powertrain Warranty.** Ordinary maintenance or adjustments, parts subject to normal wear and replacement, and certain items are excluded. Please see your Honda dealer for details. **Always use seat belts and appropriate child seats. Children 12 and under are safest when properly restrained in the rear seat.** Specifications, features, illustrations and equipment shown in this brochure are based upon the latest available information at the time of printing. Although descriptions are believed to be correct, accuracy cannot be guaranteed. American Honda Motor Co., Inc., reserves the right to make changes at any time, without notice or obligation, in colors, specifications, accessories, materials and models. Some features mentioned herein are not available in all areas. Please see your Honda dealer for details. Some vehicles may be shown with optional equipment. Available = Optional. All images contained herein are either owned by American Honda Motor Co., Inc., or used under a valid license. It is a violation of federal law to reproduce these images without express written permission from American Honda Motor Co., Inc., or the individual copyright owner of such images. Honda Financial Services is a DBA of American Honda Finance Corporation. Honda, the H-mark symbol, Honda Care, Honda Satellite-Linked Navigation System, Drive-by-Wire, HandsFreeLink, In-Bed Trunk, Variable Torque Management, VTM-4 and VTM-4 Lock, Vehicle Stability Assist, VSA and VTEC are trademarks of Honda Motor Co., Ltd. © 2010 American Honda Motor Co., Inc.