



HYUNDAI

NEW THINKING.
NEW POSSIBILITIES.



THE ALL-NEW 2013
SANTAFE

NEW THINKING. NEW POSSIBILITIES.

Every year Hyundai vehicles continue to exceed expectations, surprising and delighting critics and car owners alike. Challenging the status quo is the essence of progress, and it's exactly why Hyundai is an emerging leader in the automotive industry. It's this striving for the highest quality and innovation in engineering that keeps us propelling forward. Focused on building the most innovative technology in the industry – this is how we create New Thinking. New Possibilities.



BEAUTIFULLY BOLDER.

Dynamically redesigned from front to back, the all-new 2013 Santa Fe is a blend of sophistication, cutting-edge technologies, and agility. It features premium styling, an all-new engine and luxurious comforts combined with top safety features and an array of amenities. Travel anywhere with impressive fuel economy and plenty of cargo space, making the all-new Santa Fe a leading contender in the segment.



RUGGED ELEGANCE.

The 2013 Santa Fe has been redesigned with a bold and dynamic style known as Storm Edge. A striking hexagonal grille flanks the front while smooth flowing sheet metal creates the impression of continuous motion. The aerodynamic profile is driven by a sleek belt line, blended with three-dimensional chrome surround moulding, and a dynamic combination of the powerful wheel arches and smooth character lines of the rear spoiler. Wrap around lower doors further extenuate the design while keeping inside door sills clean, helping to keep both driver and passengers protected from unsightly winter salt stains. Available LED side repeaters increase visibility for added safety, while the available panoramic sunroof provides exceptional openness and class-defying luxury. The sporty yet sophisticated appearance is continued from front to back, ending with an available twin-tip chrome exhaust.

AVAILABLE HID HEADLIGHTS WITH LED ACCENT



AVAILABLE LED TURN SIGNAL INDICATORS



AVAILABLE TWIN-TIP EXHAUST



FITS YOUR LIFESTYLE.

The spacious interior of the Santa Fe offers exceptional styling with an array of upscale amenities. Just a quick glance reveals the attention to detail Hyundai designers took to create the ergonomically flowing two-tone front dash with an available electroluminescent supervision cluster with colour LCD screen and standard steering wheel-mounted Bluetooth®, audio and cruise controls. Driver and front passenger comfort is upgraded with standard heated front seats, available heated steering wheel, cooled front seats, push button start with proximity key and panoramic sunroof.

But there's more to the 2013 Santa Fe than just providing the ultimate driving environment. The Santa Fe is also designed with the luxury of versatility. Rear seating reclines for comfort, folds 40/20/40 for flexible storage and seating options, and is available with a second row sliding feature – making it possible to bring a child seat closer to front passengers. The smart design also provides an additional 51L of cargo under floor storage and available remote folding second row seats that are accessible from the cargo area for easy access. Rear passengers receive equal attention too with the standard rear privacy glass and available rear heated seats and rear side-window sunshade blinds.



AVAILABLE WOODGRAIN INTERIOR ACCENTS



Not exactly as shown.

AVAILABLE PANORAMIC SUNROOF



AVAILABLE ELECTROLUMINESCENT SUPERVISION CLUSTER



EFFICIENTLY POWERFUL.

The 2013 Santa Fe gives you the choice between two powerful and fuel-efficient engines. For those who want to take complete command of the road, there's the all-new 2.0L Twin-scroll Turbocharged GDI engine that offers the power of a V6 without sacrificing fuel economy. It produces a powerful 264 horsepower while maintaining an impressively low 9.1L/100km[^] combined fuel economy. On the other hand, there's the 2.4L engine that has been enhanced with Gasoline Direct Injection (GDI) technology for an improved 190 horsepower and 181 lb-ft of torque, delivering 8.6L/100km[^] combined fuel economy. Both are paired with a standard 6-speed automatic transmission with SHIFTRONIC[®] manual shift mode and feature Hyundai's Active ECO system for optional engine monitoring for smoother and smarter accelerations to help improve fuel efficiency. Lastly, the 2013 Santa Fe has been engineered with Driver Selectable Steering (DSS), allowing steering assist to be adjusted between Comfort, Normal, and Sport modes based on driver preferences and road conditions.



DRIVER SELECTABLE STEERING



AVAILABLE ALL-WHEEL DRIVE



AVAILABLE TURBOCHARGED GDI ENGINE



SAFETY ALL AROUND.

The 2013 Santa Fe offers an exceptional level of protection with a comprehensive package of top safety features. Standard on all models are seven airbags¹, Electronic Stability Control (ESC) with Traction Control System (TCS)² and front/rear disc brakes featuring an Anti-lock Braking System (ABS) with Electronic Brake-force Distribution (EBD) and Brake Assist (BA). Further

enhancing your safety is a Downhill Brake Control system which works to help optimize brakes while driving down a steep decline, and Hillstart Assist Control to help prevent roll-back situations during steep inclines. All these features and more give you added confidence on the road.



AVAILABLE REARVIEW CAMERA



STEERING WHEEL AUDIO AND BLUETOOTH® CONTROLS



7 STANDARD AIRBAGS¹



7 Standard Airbags¹.

Get the added peace of mind provided by the advanced coverage of the Santa Fe's seven standard airbags – dual front airbags¹, together with driver and passenger seat-mounted side-impact airbags, side-curtain roof-mounted airbags with rollover sensors, and an all-new driver's knee airbag.



Panoramic Sunroof.

An available panoramic glass sunroof spans over both front and second row passengers for improved air circulation, enhanced cabin illumination and a generous view of the sky.



Standard Conveniences.

Bluetooth[®] Hands Free[®] mobile phone interface is now standard on all Santa Fe models. Combined with the standard steering wheel-mounted cruise and audio controls, your hands can stay safely on the wheel.



10-speaker Infinity[®] Audio System.

The available Infinity[®] AM/FM/SiriusXM[®]/CD/MP3 Audio System reproduces true to life acoustics through 10 strategically placed speakers. With this expanded coverage, the listening area "sweet spot" becomes the entire passenger cabin.



Premium Seat Comfort.

The 2013 Santa Fe was designed with upgraded comfort in mind, starting with up to 1120mm of leg room for driver/front passenger, and a spacious 1000mm for second row passengers. The standard heated front seats are complemented with an available 12-way power adjustable driver seat with power 4-way lumbar support. Also available are heated rear seats and cooled front seats.





Touch-screen with Rearview Camera.

To help you spot children and other vehicles, the 2013 Santa Fe 2.4 Luxury and 2.0T SE models are equipped with a 4.3" colour display touch-screen with rearview camera to help make backing up safer and easier. Step up to the 2.0T Limited for an 8" touch-screen with rearview camera and navigation system as well, to help get you from point A to B with ease.



Projection Headlights with LED Accents.

The highly detailed design of the standard projection-beam headlights offer focused illumination for safer night driving. Available on 2.4 Luxury and 2.0T Limited models are Xenon HID headlamps with auto-leveling function, offering increased brightness and self-leveling regardless of weight distribution.



19" Alloy Wheels.

The powerful wheels arches of the 2013 Santa Fe are complemented by the all-new, distinctive 17" Euroflange alloy wheels. The available 19" Euroflange alloy wheels on 2.0T SE and 2.0T Limited models further enhance the Santa Fe's sporty yet elegant profile.



Advanced All-Wheel Drive System.

The 2013 Santa Fe has been engineered with an available, advanced All-Wheel Drive system which features Active Cornering Control. Managing vehicle acceleration by adjusting the inside rear wheel speed during a turn, Active Cornering Control helps improve vehicle stability and helps to reduce over/under-steer in adverse driving conditions.

THERE'S NO SUBSTITUTE FOR PEACE OF MIND.

The quality of our vehicles is equally matched by the quality of our warranty. Rest assured we stand proudly and confidently behind our vehicles to give you the ultimate peace of mind with a 5 year/ 100,000KM comprehensive limited warranty, one of the best backed warranties in Canada. And now we also provide a Road Trip Planner service, helping you prepare worry free trips. You're covered with Hyundai.

**5 YEAR
WARRANTY**

100,000 KM
COMPREHENSIVE LIMITED WARRANTY

5-year/100,000 km
Comprehensive Limited Warranty*

5-year/100,000 km
Powertrain Warranty

5-year/100,000 km
Emission Warranty

3-year/Unlimited km
Roadside Assistance Program**

COLOURS

EXTERIOR

Marlin Blue



Moonstone Silver



Serrano Red




Twilight Black



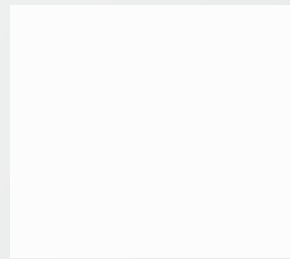
Titanium Silver



Cabo Bronze



Juniper Green



Frost White Pearl

INTERIOR




Grey Cloth

With YES Essentials® stain protectant
Available on 2.4 models only




Grey Leather

Available on 2.4 models only



Black Cloth

With YES Essentials® stain protectant
Available on 2.0T models only



Black Leather

Available on 2.0T models only

RIMS



**2.4, 2.4 Premium,
2.4 Luxury and 2.0T
Premium 17" Rim**



**2.0T SE and
2.0T Limited 19" Rim**

ACCESSORIES

Cross Rails.

This durable, quick-locking cross rail system lets you transport cargo easily, without sacrificing interior room. Remove when not in use.



Trailer Hitch Kit.

Designed to meet all your towing needs, a Hyundai hitch can accommodate a wide variety of hitch-mounted accessories. Kit includes trailer hitch, ball mount and end cap.



Mud Guard Kit.

Custom-fit mud guards keep the dirt and debris of everyday driving where it belongs.



Cargo Tray.

Add years to the interior of your Hyundai by protecting it from spills and messy loads with a durable, custom-fit cargo tray.



Plastic Hood Protector.

Prevent dents and scratches caused by road and vehicle debris with an attractive plastic hood protector.



Wheel Lock Nuts.

Help protect your valuable wheels and tires from theft with a set of Hyundai wheel lock nuts.



Rubber Floor Mats.

Protect the interior of your Hyundai from everyday dirt and debris with custom-made floor mats. Remove carpet mats prior to installation.



Block Heater.

Engineered for your Hyundai, a block heater will help ensure fast starts and reduce engine wear in extreme weather.



Premium All Weather Floor Liners.

Premium All Weather Floor Liners were designed to cover the interior carpet providing maximum protection against the elements that other mats cannot offer. Their unique and durable design features a non-slip surface for added comfort and a long lasting premium look.



Side Steps - Oval Tubes.

These Oval Side Steps were designed to complement the design of the NEW Santa Fe. Constructed of durable stainless steel including non slip step pads for secure footing they are as attractive as they are functional. These stainless steel oval side steps will provide secure access to your new Santa Fe and will look good for years to come.

SPECIFICATIONS



2.4	2.4 Premium				
	2.4 Luxury				2.0T Limited
	2.0T Premium				
	2.0T SE				
	2.0T Limited				

2.4 (FWD)

Standard Equipment Includes:

2.4L, 190 hp, 4-cylinder Theta II GDI Engine with Dual Continuously Variable Valve Timing • 17" Euroflange Alloy Wheels • 6-speed Automatic Transmission with SHIFTRONIC® • 4-wheel Disc Brakes • Active Eco System • Air Conditioning with Manual Temperature Control and Second Row Vents • AM/FM/SiriusXM®/CD/MP3 Audio System with LCD Screen and 6 Speakers • iPod®/USB/Auxiliary Input Jacks • Anti-lock Braking System (ABS) with Electronic Brake-force Distribution (EBD) and Brake Assist (BA) • Electronic Stability Control (ESC) with Traction Control System (TCS)² • Front Windshield Wiper De-Icer • Bluetooth® Hands Free³ Phone System • Front Centre Console with Fixed Armrest, Storage Box and Dual Cupholders • Driver and Front Passenger Illuminated Vanity Mirrors • Airbags¹ (7): Dual Front, Front Seat-mounted Side-impact, Roof-mounted Side-curtain with Roll-over Sensor and Driver Knee Airbag • Heated Front Seats • Deluxe Cloth Seats with YES Essentials® Stain Protection • 2nd Row 40/20/40 Split Fold-flat and Recline with Height Adjustable Head Restraints • Power Adjustable, Heated with Timer Exterior Mirrors • Power Windows with Driver's Auto-up/Down and Pinch Protection

• Roof-rack Side Rails • Remote Keyless Entry with Alarm • Steering Wheel-mounted Audio and Cruise Controls • Fog Lights • Chrome Exterior Door Handles • Rear Spoiler • Tilt and Telescopic Steering Wheel • Trailer Tow Wiring • Rear Privacy Glass • Driver Seat 2-way Power Lumbar Support

2.4 PREMIUM

Includes 2.4 Standard Equipment Plus:

Automatic Headlights • Dual-zone Automatic Temperature Control with Clean Air Ionizer • 12-way Power Adjustable Driver's Seat with 4-way Power Lumbar Support • Heated Steering Wheel • Heated Rear Seats • Leather-wrapped Steering Wheel and Gear Shift Knob • Rear Side Window Sunshade Blinds • Rear Parking Assist • Optional: All-Wheel Drive

2.4 LUXURY

Includes 2.4 Premium Standard Equipment Plus:

All-Wheel Drive • 4-way Power Adjustable Passenger's Seat • AM/FM/CD/SiriusXM®/MP3 Audio System with 4.3" Colour Touch-screen Audio Display • Rearview Camera • Electrochromic Auto-dimming Rearview Mirror with HomeLink® and Compass • Leather Seating Surfaces • Mirror-mounted Turn Signal Indicators • Panoramic Sunroof • HID Headlights • Sliding 2nd Row Seats • Excludes: Roof Rack Side Rails

2.0T PREMIUM

Includes 2.4 Premium Standard Equipment Plus:

2.0L, Turbocharged 264 hp, 4-cylinder Theta II GDI Engine with Dual Continuously Variable Valve Timing • Twin Tip Exhaust • Proximity Key with Push-button Start • Supervision Cluster with TFT LCD Screen • Optional: All-Wheel Drive

2.0T SE

Includes 2.0T Premium Standard Equipment Plus:

19" Euroflange Alloy Wheels • All-Wheel Drive • AM/FM/CD/SiriusXM®/MP3 Audio System with 4.3" Colour Touch-screen Audio Display • Rearview Camera • Deluxe Door Scuff Plates • Electrochromic Auto-dimming Rearview Mirror with Compass • Leather Seating Surfaces • Mirror-mounted Turn Signal Indicators • Panoramic Sunroof • Sliding 2nd Row Seats • Excludes: Roof Rack Side Rails

2.0T LIMITED

Includes 2.0T SE Standard Equipment Plus:

Infiniti® AM/FM/CD/SiriusXM®/MP3 Audio System with 10 Speakers • 4-way Power Adjustable Passenger's Seat • Electrochromic Auto-dimming Rearview Mirror with HomeLink® and Compass • HID Headlights • Navigation System with High Resolution 8" Touch-screen Display with Rearview Camera • Cooled Front Seats

PERFORMANCE

	2.4L	2.4 Premium	2.4 Luxury	2.0T Premium	2.0T SE	2.0T Limited
Engine	2.4L Theta II GDI 4-cylinder DOHC	2.0L Turbocharged Theta II GDI 4-cylinder DOHC				
Displacement	(2,359cc)	(1,998cc)				
Bore & Stroke (mm)	88 x 97	86 x 86				
Compression Ratio	11.3	9.5				
Horsepower @ RPM (regular fuel)	190 @ 6,300	264 @ 6,000				
Torque (lb-ft) @ RPM (regular fuel)	181 @ 4,250	269 @ 1,750				
Valve Train	DOHC					
Variable Induction System (VIS)						
Fuel Delivery System	Gasoline Direct Injection (GDI)					
Block/Head Composition	Aluminum					
Exhaust	Single	Twin-tip Exhaust				
Ignition System Type	Electronic / Distributorless					
Battery	54 AH					
Drive Configuration	Front Wheel Drive	Advanced All-Wheel Drive with Active Cornering Control				
Transmission Type	6-speed Automatic with SHIFTRONIC® Manual Shift Mode	Transmission Oil Cooler				
Brakes	Front: Single Piston, Ventilated Disc (320mm)	Rear: Single Piston, Solid Disc (302mm)				
	Downhill Brake Control (DBC)	Hillstart Assist Control (HAC)				
Miscellaneous Features	Chassis	Unibody				
Steering	Motor Driven Power Steering (MDPS), Rack and Pinion Type	Overall Ratio	15.03			
	Turning Diameter (curb-to-curb, in m)	10.9				
Suspension	Front: MacPherson Strut, Twin-tube Gas Filled Dampers with Stabilizer Bar (26mm)	Rear: Multi Link, Gas Shock Absorber with Stabilizer Bar (21mm)				
	Rear: Multi Link, Gas Shock Absorber with Stabilizer Bar (19mm)					
Tires	P235/65R17 All-season	P235/55R19 All-season				
Wheels	17 x 7J Aluminum Alloy	19 x 7.5J Aluminum Alloy				

S = Standard
O = Optional
- = Not Available

2.4
2.4 Premium
2.4 Luxury
2.0T Premium
2.0T SE
2.0T Limited

2.4
2.4 Premium
2.4 Luxury
2.0T Premium
2.0T SE
2.0T Limited

EXTERIOR

Glass	Front Solar Control Glass and Rear Privacy Glass	S	S	S	S	S	S
Lighting	Automatic Light Control	-	S	S	S	S	S
	Fog Lights	S	S	S	S	S	S
	Projector Beam Headlights with LED Accents	S	S	S	S	S	S
	HID Headlights	-	-	S	-	-	S
Miscellaneous Features	Rear Windshield Wiper, 2-speed Intermittent with Washer	S	S	S	S	S	S
	Rear Spoiler with LED Brake Light	S	S	S	S	S	S
	Roof Rack Side Rails	S	S	-	S	-	-
Moulding and Trim	Chrome Door Handles	S	S	S	S	S	S
Outside Mirrors	Power Adjustable, Body Colour, Dual Heated with Timer	S	S	S	S	S	S
	Side-mirror Mounted Turn Signal Indicators	-	-	S	-	S	S
Sunroof	Panoramic	-	-	S	-	S	S

INTERIOR

Air Conditioning	Manual Temperature Control	S	-	-	-	-	-
	Dual-zone Automatic Temperature Control with Clean Air Ionizer	-	S	S	S	S	S
Audio	AM/FM/SiriusXM®/CD/MP3 Audio System with LCD Screen and 6 Speakers	S	S	-	S	-	-
	AM/FM/CD/SiriusXM®/MP3 Audio System with 4.3" Colour Touchscreen Audio Display & Rearview Camera	-	-	S	-	S	-
	Infinity® AM/FM/CD/SiriusXM®/MP3 Audio System with 10 Speakers, and Subwoofer	-	-	-	-	-	S
	iPod®/USB/Auxiliary Input Jacks	S	S	S	S	S	S
Console	Front Centre with Fixed Armrest, Storage Box and Dual Cupholders	S	S	S	S	S	S
Interior Accents	Woodgrain (dashboard)	-	-	-	S	S	S
Front Seats	12-way Power Adjustable Driver's Seat with 4-way Lumbar Support	-	S	S	S	S	S
	4-way Power Adjustable Passenger's Seat	-	-	S	-	-	S
	Multi-adjustable Manual Seats with Driver's 2-way Power Lumbar Support	S	-	-	-	-	-
	Heated Front Seats	S	S	S	S	S	S
Cooled Front Seats	-	-	-	-	-	S	
Miscellaneous Features	Proximity Key with Push Button Start	-	-	-	S	S	S
	Rear Side-Window Sunshade Blinds	-	S	S	S	S	S
	Rearview Camera	-	-	S	-	S	S
Mirrors	Sunvisors with Illuminated Driver & Passenger Vanity Mirror	S	S	S	S	S	S
	Electrochromic Auto-dimming Rearview Mirror with Compass	-	-	S	-	S	S
	Electrochromic Auto-dimming Rearview Mirror with HomeLink®	-	-	S	-	-	S
Navigation System	8" High-resolution Touch-screen Display with Rearview Camera	-	-	-	-	-	S
Power Windows	Driver's Auto-up/Down with Pinch Protection	S	S	S	S	S	S
Rear Seats	Split Folding (40/20/40) and Recline	S	S	S	S	S	S
	Heated	-	S	S	S	S	S
	Remote Fold-down From Cargo Area	-	-	S	-	S	S
Seat Trim	Deluxe Cloth with YES Essentials® Stain Protection	S	S	-	S	-	-
	Leather Seating Surfaces	-	-	S	-	S	S
Steering Wheel	Heated and Leather Wrapped	-	S	S	S	S	S
	Mounted Audio, Cruise, and Bluetooth® Hands Free Phone System Controls	S	S	S	S	S	S

SAFETY

Airbags¹	Advanced Driver and Front Passenger (2)	S	S	S	S	S	S
	Occupancy Classification System (OCS)	S	S	S	S	S	S
	Driver and Front Passenger Seat-mounted Side-impact (2)	S	S	S	S	S	S
	Side-curtain Roll-over Sensing Roof-mounted	S	S	S	S	S	S
	Driver Knee	S	S	S	S	S	S
Brakes	Anti-lock Braking System (ABS), Electronic Brake Force Distribution (EBD) and Brake Assist (BA)	S	S	S	S	S	S
Child Safety	Child-proof Rear Door Locks	S	S	S	S	S	S
	LATCH Lower Anchors and Upper Tether Anchors	S	S	S	S	S	S
Miscellaneous Features	Electronic Stability Control (ESC) with Traction Control System (TCS)² Ignition Immobilization System**	S	S	S	S	S	S
Restraint Systems	Front: 3-Point Outboard Seatbelt with Adjustable Shoulder Height	S	S	S	S	S	S
	Rear: 3-Point Inboard Seatbelt	S	S	S	S	S	S
	Front Seatbelt Pre-tensioners and Force Limiters	S	S	S	S	S	S
	Rear Head Restraints (3)	S	S	S	S	S	S

DIMENSIONS

Exterior Dimensions (mm)	Wheelbase	2,700	S	S	S	S	S	S
	Overall Length	4,690	S	S	S	S	S	S
	Overall Height (w/roof rails)	1,690	S	S	-	S	-	-
	Overall Height (excluding roof rails)	1,680	-	-	S	-	S	S
	Width (excluding mirrors)	1,880	S	S	S	S	S	S
	Minimum Ground Clearance	185	S	S	S	S	S	S
	Coefficient of Drag	0.34	S	S	S	S	S	S
	Interior Dimensions (mm) Front/Rear	Head Room	1,006/992	S	S	-	S	-
Head Room w/ Panoramic Sunroof		971/951	-	-	S	-	S	S
Leg Room		1,120/1,000	S	S	S	S	S	S
Shoulder Room		1,508/1,480	S	S	S	S	S	S
Hip Room		1,439/1,406	S	S	S	S	S	S
Track (mm) Front/Rear	17" Wheels	1,633/1,644	S	S	S	S	-	-
	19" Wheels	1,628/1,639	-	-	-	-	S	S
Volume (L)	Passenger Compartment	3,058	S	S	S	S	S	S
	Cargo (behind front seats)	2,025	S	S	S	S	S	S
	Cargo (behind 2nd row seats)	1,003	S	S	S	S	S	S
Curb Weight (kg)	2.4L FWD – 1,640	GVWR Weight (kg) 2.4L FWD – 2,200 2.4L AWD – 2,300 2.0T FWD – 2,250 2.0T AWD – 2,350						
	2.4L AWD – 1,711							
	2.0T FWD – 1,690							
	2.0T AWD – 1,752							
Max Towing Capacity w/ Trailer Brake	907kg (2,000 lbs)	S	S	S	-	-	-	
	1,590kg (3,500 lbs)	-	-	-	S	S	S	

FUEL ECONOMY^ (LITRES/100KM)

2.4L FWD – City/Highway/Combined	10.1 / 6.7 / 8.6
2.4L AWD – City/Highway/Combined	10.5 / 7.7 / 9.2
2.0T FWD – City/Highway/Combined	10.4 / 7.4 / 9.1
2.0T AWD – City/Highway/Combined	11.0 / 8.4 / 9.8
Fuel Tank (L)	66



hyundaicanada.com

TMThe Hyundai names, logos, product names, feature names, images and slogans are trademarks owned by Hyundai Auto Canada Corp. Specifications, features, illustrations, accessories, materials and equipment and all other information shown in this brochure are based on the latest information available at the time of publication. Although descriptions are believed to be correct, accuracy cannot be guaranteed. Hyundai Auto Canada Corp. reserves the right to make any changes or modifications at any time, without notice or obligation, including, without limitation, in colour, specifications, features, accessories, materials, equipment and models. Some vehicles are shown with optional equipment. All Hyundai warranties have no deductible. ^AFuel economy for the 2013 Santa Fe 2.4L FWD (Hwy 6.7L/100km, City 10.1L/100km, Combined 8.6L/100km) and 2013 Santa Fe 2.0T FWD (Hwy 7.4L/100km, City 10.4L/100km, Combined 9.1L/100km) is based on manufacturer's testing and are used for comparison purposes only. Actual fuel efficiency may vary based on driving conditions and the addition of certain vehicle accessories. ^HHyundai's Comprehensive Limited Warranty coverage covers most vehicle components against defects in workmanship under normal use and maintenance conditions. ^IIncludes fuel delivery service, flat tire changing, lock-out service, towing service and more. Just one toll-free call away, 24 hours a day. ^JThe Supplemental Restraint (Airbag) System (SRS) is designed to work with the 3-point seatbelt system. The SRS deploys in certain frontal and/or side-impact conditions where significant injury is likely. The SRS is not a substitute for seatbelts, which must still be worn at all times. Children under the age of 13 should be securely restrained in the rear seat. NEVER place a child-seat in the front seat of a Hyundai vehicle. ^KElectronic Stability Control (ESC) and Traction Control System (TCS) are meant to enhance conscientious driving habits and are not a substitute for safe driving practices. ^LCAN/JLC S338-98 compliant immobilizer may reduce insurance costs in some instances. ^MWhen equipped with optional navigation package, Bluetooth® Hands Free and the navigation system only recognize English voice commands. iPod® is a registered trademark of Apple, Inc. The SiriusXM® name and logos are registered trademarks of SiriusXM Satellite Radio Inc. HomeLink® is a registered trademark of Johnson Controls, Inc., Infinity® is a registered trademark of Harman International, Inc and any use of such marks by Hyundai is under license. All other trademarks are property of their respective owners. YES Essentials® is a registered trademark of SAGE Automotive Interiors Inc.



www.facebook.com/hyundaicanada
www.youtube.com/hyundaicanada