

2013 Tundra



When it comes to work, the 2013 Tundra was built to make things better

It's not just about quality, dependability and reliability – it's also about being tough. And with the 2013 Tundra, that's exactly what you get. With a choice of three cabs and bed lengths and a 310 hp or 381 hp i-FORCE V8 engine, you'll be able to take on virtually any job in any conditions.

But Tundra has more to offer than just an incredible engine, it also has numerous features designed specifically around how you work. Its rugged and versatile interior offers plenty of spacious leg and headroom, which makes the drive after a long day of work very comfortable. It even doubles as a mobile office, letting you get your work done anytime, anywhere.

Toyota's commitment to safety is demonstrated through our innovative Star Safety System™, and our dedication to reliability is proven by the fact that over 80% of Toyotas sold in Canada in the last 20 years are still on the road today*. Those are just a few reasons why you'll feel more confident than ever sitting behind the wheel.

The 2013 Tundra, like every single one of our vehicles, was built to make things better. It's just how we approach everything we do, every day.

FRONT COVER
4x4 Double Cab with
Upgrade Package shown in
Magnetic Grey Metallic.



*Based on R. L. Polk Canadian Vehicles In Operation and new registrations MY 1992-2011 as of June 30, 2011.



4x4 CrewMax SR5 shown in
Magnetic Grey Metallic.

Power and performance

Exactly when you need it

i-FORCE 4.6-LITRE V8

The 310 hp i-FORCE 4.6-litre V8 has a 6-speed Super Electronically Controlled automatic transmission. Toyota’s exclusive Dual Variable Valve Timing with intelligence optimizes the engine’s volumetric efficiency to pump as much air as possible and extract maximum power. Peak torque is 327 lb.ft. at just 3,400 rpm. When towing heavy loads, the response is there for powerful launches across a wide range of engine speeds. Uphill and downhill shift logic helps control power for maximum efficiency on steep grades.

i-FORCE 5.7-LITRE V8

The i-FORCE 5.7-litre V8 delivers 381 hp and 401 lb.ft. of torque, regulated by a heavy-duty 6-speed Super ECT automatic transmission. Efficiency is boosted by Dual VVT-i (independently controlled on the intake and exhaust valves), and low-friction cam assembly to improve overall engine performance.


TRANSMISSION HEATING/COOLING SYSTEM

Controlling fluid temperatures is crucial to the longevity of any engine and transmission, especially under repeated hard use. Tundra is equipped with an Automatic Transmission Fluid Warmer for cold-start performance you can bank on. Coolers for the ATF, engine oil and power steering fluid eliminate heat build-up under demanding loads and conditions.



When it comes to hard work, there’s just no substitute for power. Then again, pickup owners don’t all demand the same thing from their trucks. Which is why Tundra offers a choice of two torque-heavy fuel-conscious engines, intelligent transmissions, and the extra-duty cooling and

electrical systems to keep it all running smoothly. And when it comes to hard work, Tundra offers standard Trailer-Sway Control, 4WD Active Traction Control and big ventilated disc brakes to give you the control and confidence to handle any situation with ease.



TRAPEZOIDAL FRAME SECTION

When you think of suspension, you probably think about up-and-down movement. But our engineers also thought about lateral stability. The trapezoidal rear section of Tundra’s TripleTech™ frame allows the rear leaf springs to be positioned toe-out, where the front is mounted farther out than the rear. The result: The trapezoidal rear frame section and the toe-out rear leaf springs combined deliver superior lateral stability when cornering and especially while towing heavy loads.



INTEGRATED HITCH RECEIVER

All Tundra 4x4 and 4x2 models feature our standard heavy-duty towing package which comes with the hitch receiver integrated into the frame.



MASSIVE RING GEAR

Massive torque loads need a massive ring gear to manage the stress of repeated heavy payloads³ and towing. That’s why the 5.7-Litre engine is equipped with a 266 mm (10.5”) ring gear, and the 4.7-Litre engine is matched to a 241 mm (9.5”) ring gear.



TOW/HAUL MODE

The TOW/HAUL mode expands the use of lower gear ranges, helping prevent the transmission from awkwardly shifting or “hunting” for the right gear. Particularly useful while towing or hauling a heavy load, the system enhances acceleration, downhill engine braking, pulling power and cruising comfort.

It's all about the payload³

Haul almost anything, anywhere



4X2 Double Cab shown in Silver Sky Metallic

BIG ON CHOICE

With three truck bed sizes available short, standard or long, Tundra's cargo beds feature an impressive depth of 564 mm (22.2") for whatever projects you choose.



Any truck can carry around a big bed on the back. But Tundra's bed also offers a payload of equipment to help you secure and access your cargo. The flexible Bed Rail System can help you manage your cargo with ease, thanks to the handy 2x6 Slots which allow you to partition the bed into three separate sections, or use the 2x4 Slots to create a 2-tier bed. Tundra's tailgate can also be removed in seconds so you can bring ramps up to the end of the bed to easily load in heavy cargo.

MORE PAYLOAD,³ MORE PAY

Tundra also pays off when it comes to loading up the bed. The 5.7-litre 4X4 Tundra Regular Cab Long Bed can handle up to 825 kg (1,820 lbs.), and maximum payload³ for the 5.7-litre 4X2 Tundra Regular Cab is up to 855 kg (1,885 lbs.).

BED PROTECTION

To help protect the finish of Tundra's cargo bed, we've applied a durable galvanized zinc undercoating to help guard against scratches, dings and dents, which might otherwise result in corrosion.

AVAILABLE DECK RAIL SYSTEM AND CLEATS

Tundra's available Deck Rail System uses four cleats rated at 100 kg (220 lbs.) per attachment to help ensure that what's in the bed stays in the bed.

TRIPLETECH™ FRAME

Tundra's strength is backed by our TripleTech™ frame design. Tundra uses a specific structure for each of the three frame sections, including an open C-channel under the bed. This design helps maximize large payloads³ and reduce excess weight without sacrificing durability.

EASY LOWER AND LIFT TAILGATE

Tundra's tailgate opens and closes easily. Two fingers will do the job, thanks to a gas-charged damping strut that helps make sure it won't slam if you drop it.



A spacious interior

Versatile enough to handle any job

You know Tundra has the right equipment for the job site, but it also has the interior appointments to serve as a proper office. With plenty of storage compartments and an insulated cabin that reduces noise from the job site, Tundra is the perfect mobile office. The spacious CrewMax cabin can

even double as a conference room for a five-man team. And thanks to the available DVD Based Navigation System⁵, you'll never have trouble getting from job site to job site. Power, capacity and convenience, this truck is built for the way you work.



FOLD-DOWN CONSOLE STORAGE BOX
The 40/20/40 split front bench seat has a fold-down console storage box to accommodate a variety of work items.

CONSOLE STORAGE BOX
The available centre-console storage area is designed to hold hanging file folders inside or accommodate a laptop.



MOBILE OFFICE
For on-site meetings, the rear seat in the CrewMax folds flat to create an expansive work surface.



[1] POWER THIGH SUPPORT On available models, the Power Thigh Support features a driver's seat with a seat cushion extension that provides additional support.

[2] INCREDIBLE LEGROOM CrewMax maximizes the space for your crew and their gear. Check out the impressive rear legroom – 44.5 in., or nearly 4 ft.

[3] SLIDE AND RECLINE REAR SEAT The 60/40 split rear seat in the CrewMax slides, reclines and folds flat to create a hard work surface.



BACKUP CAMERA
Tundra's available backup camera displays what it can see behind you on the available integrated rearview mirror or the Navigation System⁵ screen. This is especially helpful when hitching up a trailer.



REAR UNDER-SEAT STORAGE BOX
Because you can never have too much storage, the Double Cab has an available rear under-seat storage box to keep tools and other possessions off the floor and out of sight.

Standard safety features

For a confident drive

Because on-the-job safety is as important to us as it is to you, every Tundra protects you and your passengers with standard occupant safety features that includes dual-stage driver and front passenger airbags, front knee airbags, front seat-mounted side airbags and front and rear roll-sensing curtain shield

airbags (Regular Cab-front curtain shield airbags).¹ With a reinforced cab and an extruded front bumper that helps transfer front-impact forces through the frame-rails and away from the people inside, Tundra is built to protect.



The 2013 Tundra comes standard with the Star Safety System™. This integration of active safety features is designed to protect occupants by helping drivers avoid accidents in the first place.

- VSC** **VEHICLE STABILITY CONTROL**
Helps prevent slips and loss of traction by reducing engine power and applying the brake force to the wheels that need it.⁶
- TRAC** **TRACTION CONTROL**
Helps maintain traction on wet, icy, loose or uneven surfaces by applying brake force to the spinning wheel(s).
- ABS** **ANTI-LOCK BRAKE SYSTEM**
Prevents brakes from locking up by “pulsing” brake pressure to each wheel to help you stay in control in emergency braking situations.

- EBD** **ELECTRONIC BRAKE-FORCE DISTRIBUTION**
Redistributes brake force to help keep the rear wheels from locking up during sudden braking situations.
- BA** **BRAKE ASSIST**
Detects sudden or “panic” braking and adds the full pressure needed to help prevent a collision.⁷
- SST** **SMART STOP TECHNOLOGY**
Smart Stop Technology is designed to reduce engine power when the brake is firmly applied helping to bring the vehicle to a stop, even if the accelerator pedal is fully depressed.⁸

Toyota was the first full-line manufacturer to make all of the elements of the Star Safety System™ standard on every new vehicle. Visit toyota.ca for more details.

Tundra Cab Choices



Available with Standard or Long Beds.

REGULAR CAB

Whether you’re hauling payload³, towing the family trailer, or moving your crew to the next job site, a full size pickup needs to meet every challenge it encounters. Available as a 4x2 or 4x4, the Regular Cab is developed specifically with Canadian pickup drivers in mind, so that you’re ready to tackle virtually any task, anytime, anywhere.



Available with Standard or Long Beds.

DOUBLE CAB

Available as a 4x2 or 4X4, Tundra Double Cab boasts a spacious cabin with seating for five or six and tons of interior storage. Equipped with your choice of a 4.6L or 5.7L i-FORCE V8 and two box lengths: a 6.5’ Standard box or 8’ Long box.



Available with Short Bed.

CREWMAX

CrewMax 4x4 is propelled by Toyota’s 5.7L i-FORCE V8 mated to a 6-speed Automatic Transmission. The cavernous cabin is loaded with innovative technologies, tons of storage, and ample seating for five crew members.

2013 Tundra 4x4 Features

	Regular Cab		Double Cab			CrewMax		
	Std	Long	Std	SR5 Std	Long	Ltd Std	SR5 Short	Platinum Short
INTERIOR	5.7L	5.7L	4.6L	5.7L	5.7L	5.7L	5.7L	5.7L
AM/FM CD/MP3/WMA Player, Audio Auxiliary Input Jack, Antenna Pole	●	●	●	●	—	—	—	—
AM/FM CD/MP3/WMA Player, Audio Auxiliary Input Jack, Integrated XM® Satellite Radio, Bluetooth® Capability, Steering Wheel Audio Controls, USB Audio Input, Antenna Pole	—	—	—	—	●	—	●	—
JBL® Audio, AM/FM CD/MP3/WMA In-Dash 6-Disc Changer, Audio Auxiliary Input Jack, Integrated XM® Satellite Radio, Bluetooth® Capability, Steering Wheel Audio Controls, USB Audio Input, Antenna Pole	—	—	—	—	—	●	—	●
4-Speakers	●	●	—	—	—	—	—	—
6-Speakers	—	—	●	●	●	—	●	—
10-Speakers	—	—	—	—	—	●	—	—
12-Speakers	—	—	—	—	—	—	—	●
Dual Zone Manual Climate Control, Cabin Air Filter	●	●	●	●	●	—	●	—
Dual Zone Automatic Climate Control, Cabin Air Filter	—	—	—	—	—	●	—	●
Rear Seat Heater Ducts	—	—	●	●	●	●	●	●
Full Fabric Seat Material	●	●	—	—	—	—	—	—
Premium Cloth Seat Material	—	—	●	●	●	—	●	—
Leather Seat Surfaces	—	—	—	—	—	●	—	—
Premium Leather Seat Surfaces	—	—	—	—	—	—	—	●
Leather-Wrapped Steering Wheel, Woodgrain & Leather-Wrapped Shift Knob	—	—	—	—	—	●	—	●
40/20/40 Split Front Bench Seat	●	●	●	●	—	—	—	—
Driver & Front Passenger Bucket Seats	—	—	—	—	●	●	●	●
Power 8-Way Driver Seat	—	—	—	—	●	—	●	—
Heated Driver & Front Passenger Seats	—	—	—	—	—	●	—	—
Heated & Ventilated Driver & Front Passenger Seats	—	—	—	—	—	—	—	●
Driver Seat w/Recline, Fore/Aft Adjustments	●	●	●	●	—	—	—	—
Driver Seat Cushion-Height Adjustment	—	—	●	●	—	—	—	—
Front Passenger Seat w/Recline, Fore/Aft Adjustments	●	●	●	●	●	—	●	—
Front Passenger Seat Fold-Down Seat Back	●	●	—	—	—	—	—	—
Power 10-Way Driver & Power 4-Way Front Passenger Seat w/Lumbar Support, Cushion-Height Adjustments, Driver Seat Memory System	—	—	—	—	—	●	—	●
60/40 Split Rear Bench Seat w/Fold-Up Seat Cushions, Fold-Down Seat Back	—	—	●	●	●	●	—	—
60/40 Split Rear Bench Seat w/Slide, Recline, Fold-Down Seat Back & Centre Armrest	—	—	—	—	—	—	●	●
All-Position Vertically Adjustable Headrests	●	●	●	●	●	●	●	●
Power Door Locks	—	—	●	●	●	●	●	●
Power Windows w/Driver Side Auto-Down	—	—	●	●	●	●	●	—
Power Windows w/Front Auto Up/Down	—	—	—	—	—	—	—	●
Fixed Rear Window	●	●	●	●	—	—	—	—
Sliding Rear Window	—	—	—	—	●	—	—	—
Power Sliding Rear Window	—	—	—	—	—	●	—	—
Power Vertical Sliding Rear Window	—	—	—	—	—	—	●	●
Water Temperature Gauge, Tachometer	●	●	●	●	●	●	●	●
Outside Temperature Gauge	—	—	●	●	●	●	●	●
Optitron Gauges, Multi-Information Display	—	—	—	—	—	●	—	●

	Regular Cab		Double Cab			CrewMax		
	Std	Long	Std	SR5 Std	Long	Ltd Std	SR5 Short	Platinum Short
INTERIOR (cont'd)	5.7L	5.7L	4.6L	5.7L	5.7L	5.7L	5.7L	5.7L
Dual Vanity Mirrors	—	—	●	●	●	—	●	—
Auto-Dimming Rear View Mirror w/Digital Compass	—	—	—	—	●	—	●	—
Dual Illuminated Vanity Mirrors, Auto-Dimming Rear View Mirror w/Digital Compass & Backup Camera	—	—	—	—	—	●	—	●
Fabric Door Trim	—	—	●	●	●	—	●	—
Simulated Leather Door Trim, Woodgrain Trim	—	—	—	—	—	●	—	●
4-Spoke Tilt Steering Wheel	●	●	●	●	—	—	—	—
4-Spoke Tilt & Telescopic Steering Wheel	—	—	—	—	●	—	●	—
4-Spoke Power Tilt & Telescopic Steering Wheel w/Memory	—	—	—	—	—	●	—	●
Vinyl Floor, All-Season Floor Mats	●	●	—	—	—	—	—	—
Carpeting, Carpet Floor Mats, All-Season Floor Mats	—	—	●	●	●	●	●	●
Cruise Control, Digital Clock	●	●	●	●	●	●	●	●
Front Console Storage Box w/Lid, Overhead Console Box	—	—	—	—	●	●	●	●
Front Passenger Seat Back Pockets	—	—	●	●	●	●	●	●
Under Rear Seat Storage Trays	—	—	—	—	●	—	—	—
Integrated Garage Door Opener, Trip Computer	—	—	—	—	●	●	●	●
Front Cupholders	●	●	—	—	—	—	—	—
Front & Rear Cupholders	—	—	●	●	●	●	●	●
Retained Accessory Power	—	—	●	●	●	●	●	●
Map Lamps	—	—	●	●	●	●	●	●
Keyless Entry	—	—	●	●	●	●	●	●
Illuminated Entry, Accessory Power Outlet [12 V]	●	●	●	●	●	●	●	●
EXTERIOR								
18" Styled Steel Wheels	●	●	●	●	—	—	—	—
18" Aluminum Alloy Wheels, Wheel Locks	—	—	—	—	●	—	●	—
20" 5-Spoke Aluminum Alloy Wheels, Wheel Locks	—	—	—	—	—	●	—	●
8-Foot Cargo Bed	—	●	—	—	●	—	—	—
6.5-Foot Cargo Bed	●	—	●	●	—	●	—	—
5.5-Foot Cargo Bed	—	—	—	—	—	●	●	
High Solar Energy Absorbing Window Glass	●	●	●	●	●	●	●	●
Rear Window Privacy Glass	—	—	—	—	●	●	●	●
Dual Heated, Power Adjustable Foldable Mirrors	●	—	●	●	—	—	●	—
Dual Heated, Power Folding Auto-Dimming Side View Mirrors w/Puddle Lamps, Integrated Signal Lamps & Memory System	—	—	—	—	—	●	—	●
Dual Extendable Heated, Power Adjustable Mirrors w/Turn Signals	—	●	—	—	●	—	—	—
Front & Rear Splash Guards	●	●	●	●	●	●	●	●
Heavy Duty Tow Hitch Receiver, 4 Pin/7 Pin Trailer Wire Harness, Electronic Trailer Brake Control Connector, Class IV Weight Distribution Trailer Hitch	●	●	●	●	●	●	●	●
Black Door & Tailgate Handles	●	●	●	●	●	—	●	—
Black Resin Front Bumper, Black Steel Rear Step Bumper, Black Resin Front Grille	●	●	—	—	—	—	—	—
Colour-Keyed Resin Front Bumper	—	—	●	●	●	●	●	—
Chrome & Colour-Keyed Front Bumper	—	—	—	—	—	—	—	●

	Regular Cab		Double Cab			CrewMax		
	Std	Long	Std	SR5 Std	Long	Ltd Std	SR5 Short	Platinum Short
EXTERIOR (cont'd)	5.7L	5.7L	4.6L	5.7L	5.7L	5.7L	5.7L	5.7L
Chrome Grille, Chrome Rear Step Bumper	—	—	●	●	●	●	●	●
Chrome Mirrors & Chrome Finished Door Handles	—	—	—	—	—	●	—	●
Power Tilt/Slide Moonroof w/Sunshade	—	—	—	—	—	—	—	●
2-Speed Wipers, Windshield Wiper De-Icer	●	●	—	—	—	—	—	—
Variable Intermittent Wipers, Windshield Wiper De-Icer	—	—	●	●	●	●	●	●
Electric Rear Window Defroster	—	—	—	—	—	—	●	●
Automatic Headlamp System	—	—	—	—	—	●	—	●
Adjustable Headlamp Levelling System	—	—	—	—	—	●	●	●
Fog Lamps	—	—	—	—	—	●	●	●
Bed Rail Caps	●	●	●	●	●	●	●	●
Easy Lower & Lift Tailgate, Removable Locking Tailgate	●	●	●	●	●	●	●	●
Bed Rail System, Tie-Down Cleats [Set of 4]	—	—	—	—	—	●	●	●
SAFETY								
Star Safety System™ – includes Vehicle Stability Control [VSC]®, Traction Control [TRAC], Anti-lock Brake System [ABS], Electronic Brake-force Distribution [EBD], Brake Assist [BA]® & Smart Stop Technology [SST]®	●	●	●	●	●	●	●	●
Dual-Stage Driver & Passenger Airbag Supplemental Restraint System [SRS]¹	●	●	●	●	●	●	●	●
Front Seat-Mounted Side Airbags [SRS]¹	●	●	●	●	●	●	●	●
Front Knee Airbags [SRS]¹	●	●	●	●	●	●	●	●
Roll-Sensing Front Head/Side Curtain Airbags [SRS]¹	●	●	—	—	—	—	—	—
Roll-Sensing Front & Rear Head/Side Curtain Airbags [SRS]¹	—	—	●	●	●	●	●	●
Head/Side Curtain Airbags Off Switch	●	●	●	●	●	●	●	●
Child Protector Rear Door Locks	—	—	●	●	●	●	●	●
Anchor Tethers for Child Restraint Seats	●	●	●	●	●	●	●	●
Front Seatbelt Anchor Height Adjusters	●	●	●	●	●	●	●	●
Front Tow Hook	●	●	●	●	●	●	●	●
Vehicle Anti-Theft System	—	—	—	—	—	●	—	●
Engine Immobilizer	●	●	●	●	●	●	●	●
Front & Rear Clearance Sonar	—	—	—	—	—	●	—	●
Automatic Transmission Oil Temperature, Low Fuel, Low Washer Fluid & Door Ajar Warning Indicators	●	●	●	●	●	●	●	●
Direct Tire Pressure Monitoring System	●	●	●	●	●	●	●	●
Trailer Sway Control	●	●	●	●	●	●	●	●

Available Packages

	Regular Cab		Double Cab			CrewMax		
	Std	Long	Std	SR5 Std	Long	Ltd Std	SR5 Short	Platinum Short
	5.7L	5.7L	4.6L	5.7L	5.7L	5.7L	5.7L	5.7L
Regular Cab Appearance Package	○	—	—	—	—	—	—	—
18" Chrome Clad Wheels, Integrated XM® Satellite Radio, Bluetooth® Capability, USB Audio Input, Driver & Front Passenger Bucket Seats, Premium Cloth Seat Material, Power Door Locks & Windows w/Driver Side Auto-down, Keyless Entry, Outside Temperature Gauge, Chrome Mirrors, Chrome Finished Door Handles, Chrome & Colour-Keyed Front Bumper, Chrome Grille & Rear Step Bumper, Console Mounted Gate-Type Shifter Lever, Front Console Box, Variable Intermittent Wipers, Fog Lamps, Map Lamps, SR5 Badges, Carpeting, Carpet Floor Mats, Silver Accented Instrument Panel								
Regular Cab TRD Off-Road Package	○	—	—	—	—	—	—	—
Appearance Package plus: Bed Rail System, Tie-Down Cleats, Tilt & Telescopic Steering Wheel, Backup Camera, Steering Wheel Audio Controls, Sliding Rear Window, Auto-Dimming Rear View Mirror w/Digital Compass, Backup Camera, Vehicle Anti-Theft System, Integrated Garage Door Opener, 18" Aluminum Alloy Wheels w/Wheel Locks, P275/65R18 Raised White Letter All-Terrain Tires, Front & Rear Bilstein Shock Absorbers, TRD Decals, Rear Privacy Glass, Fuel-Tank & Transfer Case Protectors, Bongiovi Acoustics Digital Power Station, Front & Rear Clearance Sonar, Colour-Keyed Front Bumper, Automatic Transmission Oil Temperature Gauge, Adjustable Headlamp Levelling System [Delete Chrome Door Handles]								
Regular Cab SR5 Package	—	○	—	—	—	—	—	—
Bed Rail System, Tie-Down Cleats, Power Door Locks & Windows w/Driver Side Auto-down, Keyless Entry, Premium Cloth Seat Material, Sliding Rear Window, Chrome & Colour-Keyed Front Bumper, Chrome Grille & Rear Step Bumper, Variable Intermittent Wipers, Carpeting, Carpet Floor Mats, 18" Aluminum Alloy Wheels w/Wheel Locks, P275/65R18 Tires, SR5 Badges, Outside Temperature Gauge, Silver Accented Instrument Panel								
Double Cab Upgrade Package	—	—	○	○	—	—	—	—
Console Mounted Gate-Type Shifter Lever, Tilt & Telescopic Steering Wheel, Rear Privacy Glass, Overhead Console Box, Sliding Rear Window, Front Console Box, Auto-Dimming Rear View Mirror w/Digital Compass, Backup Camera, 18" Aluminum Alloy Wheels w/Wheel Locks, P2 75/65R18 Tires, Trip Computer, Under Rear Seat Storage Trays, Integrated Garage Door Opener, Fog Lamps, Integrated XM® Satellite Radio, Bluetooth® Capability, Steering Wheel Audio Controls, USB Audio Input, Map Lamps, Driver & Front Passenger Bucket Seats, Power 8-Way Driver Seat								
Double Cab TRD Off-Road Package	—	—	○	○	—	—	—	—
Upgrade Package plus: Front & Rear Bilstein Shock Absorbers, Bed Rail System, Tie-Down Cleats, Power Sliding Rear Window, Raised White Letter All-Terrain Tires, Unique Alloy Wheels, TRD Decals, Adjustable Headlamp Levelling System, Vehicle Anti-Theft System, Front & Rear Clearance Sonar, Fuel-Tank & Transfer Case Protectors, Bongiovi Acoustics Digital Power Station, Auto-Dimming Rear View Mirror w/Digital Compass, Backup Camera								
Double Cab Premium Package	—	—	○	○	—	—	—	—
Upgrade Package plus: 20" Aluminum Alloy Wheels w/Wheel Locks, P275/55R20 Tires, Leather Seat Surfaces, Heated Front Seats w/Console Mounted High/Low Temperature Setting, Front & Rear Clearance Sonar, Power Sliding Rear Window, Bed Rail System, Tie-Down Cleats, Adjustable Headlamp Levelling System, Vehicle Anti-Theft System, Auto-Dimming Rear View Mirror w/Digital Compass, Backup Camera								

Available Packages *(cont'd)*

	Regular Cab			Double Cab			CrewMax		
	Std	Long		Std	SR5 Std	Long	Ltd Std	SR5 Short	Platinum Short
	5.7L	5.7L		4.6L	5.7L	5.7L	5.7L	5.7L	5.7L
Double Cab Leather Package	–	–	○	○	○	–	–	–	–
Leather Seat Surfaces, Heated Front Seats w/Console Mounted High/Low Temperature Setting									
Double Cab Leather & Bed Liner Package	–	–	○	○	○	–	–	–	–
Leather Package plus: Bed Liner									
Double Cab Leather & Bed Liner/Bed Rail Package	–	–	○	○	○	–	–	–	–
Leather & Bed Liner Package plus: Bed Rail System, Tie-Down Cleats									
Double Cab Long Bed Upgrade Plus Package	–	–	–	–	○	–	–	–	–
Bed Rail System, Tie-Down Cleats, Power Sliding Rear Window, Front & Rear Clearance Sonar, Vehicle Anti-Theft System, Auto-Dimming Rear View Mirror w/Digital Compass, Backup Camera									
Double Cab LTD Navigation Package	–	–	–	–	–	○	–	–	–
DVD-Based Navigation System, ⁵ Backup Camera, 7.0" LCD Display, XM® Real-Time Traffic Capability, ⁵ 4-Disc CD Changer (Delete 6-Disc CD Changer)									
CrewMax TRD Off-Road Package	–	–	–	–	–	–	○	–	–
Front & Rear Bilstein Shock Absorbers, P275/65R18 Raised White Letter All-Terrain Tires, Unique Alloy Wheels, Front & Rear Clearance Sonar, Power Moonroof, Auto-Dimming Rear View Mirror w/Digital Compass, Backup Camera, Vehicle Anti-Theft System, TRD Decals, Bongiovi Acoustics Digital Power Station, Fuel-Tank & Transfer Case Protectors									
CrewMax Platinum Navigation Package	–	–	–	–	–	–	–	–	○
DVD-Based Navigation System, ⁵ Backup Camera, 7.0" LCD Display, XM® Real-Time Traffic Capability, ⁵ 4-Disc CD Changer (Delete 6-Disc CD Changer)									
Bed Liner Package	○	○	○	○	○	○	○	○	○
Bed Liner									
Bed Liner/Bed Rail Package	○	○	○	○	○	–	–	–	–
Bed Liner, Bed Rail System, Tie-Down Cleats									

2013 Tundra 4x4 Specifications

	Regular Cab			Double Cab			CrewMax		
	Std	Long		Std	SR5 Std	Long	Ltd Std	SR5 Short	Platinum Short
MECHANICAL	5.7L	5.7L		4.6L	5.7L	5.7L	5.7L	5.7L	5.7L
Engine									
4.6 Litre, i-FORCE V8, DOHC, 32-Valve, Dual Variable Valve Timing w/Intelligence [Dual VVT-i], Sequential Multiport Electronic Fuel Injection, Engine Oil Cooler	–	–	●	–	–	–	–	–	–
5.7 Litre, i-FORCE V8, DOHC, 32-Valve, Dual Variable Valve Timing w/Intelligence [Dual VVT-i], Sequential Multiport Electronic Fuel Injection, Engine Oil Cooler	●	●	–	●	●	●	●	●	●
Compression Ratio									
10.2:1	●	●	●	●	●	●	●	●	●
Horsepower									
310 hp [231 kW] @ 5,600 rpm	–	–	●	–	–	–	–	–	–
381 hp [284 kW] @ 5,600 rpm	●	●	–	●	●	●	●	●	●
Torque									
327 lb.ft. [443 N.m.] @ 3,400 rpm	–	–	●	–	–	–	–	–	–
401 lb.ft. [544 N.m.] @ 3,600 rpm	●	●	–	●	●	●	●	●	●
Suspension									
Front: Independent Coil Springs, High-mounted, Double-Wishbone w/Stabilizer Bar & Gas-Filled Shock Absorbers	●	●	●	●	●	●	●	●	●
Rear: Rear Live Axle w/Multi-Leaf Spring Suspension & Staggered Outboard-Mounted Gas-Filled Shock Absorbers	●	●	●	●	●	●	●	●	●
Front/Rear: Bilstein Shock Absorbers	○	–	○	○	–	–	○	–	–
Drivetrain									
Automatic Limited Slip Rear Differential, Vehicle Stability Control (VSC) ⁶ w/Active Traction Control (A-TRAC), One-Touch 4WD, Engine & Transfer Case Protector Plates, Engine Undercover	●	●	●	●	●	●	●	●	●
Transmission									
6-Speed, Automatic, Super Electronically Controlled Transmission (Super ECT), Sequential Shift Mode, Overdrive, Tow/Haul Mode, Lock-Up Torque Converter	●	●	●	●	●	●	●	●	●
Transmission Cooler, Automatic Transmission Fluid Warmer	●	●	●	●	●	●	●	●	●
Column Shifter	●	●	●	●	–	–	–	–	–
Console Mounted Gate-Type Shifter	○	–	○	○	●	●	●	●	●
Brakes									
Power-Assisted, 4-Wheel Ventilated Discs, Anti-lock Brake System (ABS) w/Electronic Brake-force Distribution (EBD), Brake Assist (BA) ⁷	●	●	●	●	●	●	●	●	●
Steering									
Rack & Pinion w/Variable Power Assist	●	●	●	●	●	●	●	●	●
Tires									
P255/70R18, All-Season Radials, P255/70R18 Spare Tire w/Steel Wheel	●	●	●	●	–	–	–	–	–
P275/65R18, All-Season Radials, P255/70R18 Spare Tire w/Steel Wheel	–	○	○	○	●	–	●	–	–
P275/65R18, Raised White Letter All-Terrain Tires, P255/70R18 Spare Tire w/Steel Wheel	○	–	○	○	–	–	○	–	–
P275/55R20, All-Season Radials, P255/70R18 Spare Tire w/Steel Wheel	–	–	○	○	–	●	–	●	●

		Regular Cab			Double Cab			CrewMax		
		Std	Long		Std	SR5 Std	Long	Ltd Std	SR5 Short	Platinum Short
		5.7L	5.7L		4.6L	5.7L	5.7L	5.7L	5.7L	5.7L
DIMENSIONS	mm (in.)									
Length	5340 [210.2]	●	–	–	–	–	–	–	–	–
	5820 [229.1]	–	●	●	●	–	●	●	●	●
	6300 [248.0]	–	–	–	–	●	–	–	–	–
Width	2030 [79.9]	●	●	●	●	●	●	●	●	●
Height (Unloaded)	1940 [76.3]	●	–	●	●	–	–	–	–	–
	1935 [76.1]	–	●	–	–	–	●	–	–	–
	1930 [75.9]	–	–	–	–	●	–	●	●	●
Cargo Bed Length	2000 [78.7]	●	–	●	●	–	●	–	–	–
	2480 [97.6]	–	●	–	–	●	–	–	–	–
	1695 [66.7]	–	–	–	–	–	–	●	●	●
Cargo Bed Width	1270 [50.0] Between Wheel Wells	●	●	●	●	●	●	●	●	●
Cargo Bed Depth	564 [22.2]	●	●	●	●	●	●	●	●	●
Wheelbase	3220 [126.7]	●	–	–	–	–	–	–	–	–
	3700 [145.6]	–	●	●	●	–	●	●	●	●
	4180 [164.5]	–	–	–	–	●	–	–	–	–
Track	Front: 1725 [67.9]	●	●	●	●	●	●	●	●	●
	Rear: 1725 [67.9]	●	●	●	●	●	●	●	●	●
Seating Capacity	3	●	●	–	–	–	–	–	–	–
	5	–	–	–	–	●	●	●	●	●
	6	–	–	●	●	–	–	–	–	–
Headroom	Front: 1021 [40.2]	●	●	●	●	●	●	●	●	●
	Rear: 983 [38.7]	–	–	●	●	●	●	●	●	●
Legroom	Front: 1079 [42.5]	●	●	●	●	●	●	●	●	●
	Rear: 882 [34.7]	–	–	●	●	●	●	–	–	–
	Rear: 1131 [44.5]	–	–	–	–	–	–	●	●	●
Shoulder Room	Front: 1692 [66.6]	●	–	●	●	●	●	●	●	●
	Front: 1694 [66.7]	–	●	–	–	–	–	–	–	–
	Rear: 1668 [65.7]	–	–	●	●	●	●	–	–	–
	Rear: 1662 [65.4]	–	–	–	–	–	–	●	●	●
Ground Clearance	275 [10.8]	●	–	●	–	–	–	–	–	–
	270 [10.6]	–	●	–	●	–	–	●	–	–
	265 [10.4]	–	–	–	–	–	●	–	●	●
Approach Angle <i>(degrees)</i>	28	●	●	–	–	–	–	–	●	●
	29	–	–	●	●	●	●	●	–	–
Departure Angle <i>(degrees)</i>	27	●	–	–	–	–	–	–	–	–
	21	–	●	–	–	–	–	–	–	–
	20	–	–	●	●	●	●	●	●	●

		Regular Cab			Double Cab			CrewMax		
		Std	Long		Std	SR5 Std	Long	Ltd Std	SR5 Short	Platinum Short
		5.7L	5.7L		4.6L	5.7L	5.7L	5.7L	5.7L	5.7L
CURB WEIGHT	kg (lb.)									
	2304 [5080]	●	–	–	–	–	–	–	–	–
	2350 [5180]	–	●	–	–	–	–	–	–	–
	2443 [5385]	–	–	●	–	–	–	–	–	–
	2476 [5460]	–	–	–	●	–	–	–	–	–
	2567 [5660]	–	–	–	–	●	–	–	–	–
	2486 [5480]	–	–	–	–	–	●	–	–	–
	2551 [5625]	–	–	–	–	–	–	–	●	–
	2561 [5645]	–	–	–	–	–	–	–	–	●
TOWING CAPACITY	kg (lb.)									
	4395 [9700]	●	–	–	●	–	–	–	–	–
	4580 [10100]	–	●	–	–	–	–	–	–	–
	3580 [7900]	–	–	●	–	–	–	–	–	–
	4445 [9800]	–	–	–	–	●	●	–	–	–
	4080 [9000]	–	–	–	–	–	–	–	●	●
PAYLOAD³	kg (lb.)									
	685 [1520]	●	–	–	–	–	–	–	–	–
	825 [1820]	–	●	–	–	–	–	–	–	–
	565 [1255]	–	–	●	–	–	–	–	–	–
	625 [1380]	–	–	–	●	–	–	–	–	–
	615 [1360]	–	–	–	–	●	–	–	–	–
	635 [1410]	–	–	–	–	–	●	–	–	–
	620 [1375]	–	–	–	–	–	–	–	●	–
	585 [1295]	–	–	–	–	–	–	–	–	●
TURNING CIRCLE	m (ft.)									
	12.0 [39.2]	●	–	–	–	–	–	–	–	–
	13.4 [44.0]	–	●	●	●	–	●	●	●	●
	14.9 [49.0]	–	–	–	–	●	–	–	–	–
FUEL CAPACITY	litres (gal)									
	100 [22.0]	●	●	●	●	●	●	●	●	●
FUEL CONSUMPTION RATING²										
City/Highway/Combined	L/100 km									
	mpg (imperial gallon)									
	15.3/10.8/13.3	–	–	●	–	–	–	–	–	–
	16.3/11.9/14.3	●	●	–	●	●	●	●	●	●

2013 Tundra 4x2 Features

	Regular Cab		Double Cab	
	Long	SRS	Std	Long
INTERIOR	5.7L	4.6L	5.7L	
AM/FM CD/MP3/WMA Player, 4-Speakers, Audio Auxiliary Input Jack, Antenna Pole	●	–	–	
AM/FM CD/MP3/WMA Player, 6-Speakers, Audio Auxiliary Input Jack, Antenna Pole	–	●	–	
AM/FM CD/MP3/WMA Player, 6-Speakers, Audio Auxiliary Input Jack, Integrated XM® Satellite Radio, Bluetooth® Capability, Steering Wheel Audio Controls, USB Audio Input, Antenna Pole	–	–	●	
Dual Zone Manual Climate Control, Cabin Air Filter	●	●	●	
Rear Seat Heater Ducts	–	●	●	
Full Fabric Seat Material	●	–	–	
Premium Cloth Seat Material	–	●	●	
40/20/40 Split Front Bench Seat	●	●	–	
Driver & Front Passenger Bucket Seats	–	–	●	
Driver Seat w/Recline, Fore/Aft Adjustments	●	●	–	
Driver Seat Cushion-Height Adjustment	–	●	–	
Power 8-Way Driver Seat w/Recline, Fore/Aft, Cushion-Height Adjustments	–	–	●	
Front Passenger Seat w/Recline, Fore/Aft Adjustments	●	●	●	
Front Passenger Seat Fold-Down Seat Back	●	–	–	
60/40 Split Rear Bench Seat w/Fold-Up Seat Cushions	–	●	●	
All-Position Vertically Adjustable Headrests	●	●	●	
Power Door Locks	–	●	●	
Power Windows w/Driver Side Auto-Down	–	●	●	
Fixed Rear Window	●	●	–	
Sliding Rear Window	–	–	●	
Voltmeter, Water Temperature Gauge, Dual Trip Odometer, Tachometer	●	●	●	
Outside Temperature Gauge, Trip Computer	–	–	●	
Dual Vanity Mirrors	–	●	●	
Auto-Dimming Rear View Mirror w/Digital Compass	–	–	●	
4-Spoke Tilt Steering Wheel	●	●	–	
4-Spoke Tilt & Telescopic Steering Wheel	–	–	●	
Fabric Door Trim	–	●	●	
Vinyl Floor, All-Season Floor Mats	●	–	–	
Carpeting, Carpet Floor Mats, All-Season Floor Mats	–	●	●	
Cruise Control	●	●	●	
Digital Clock	●	●	●	
Front Console Storage Box w/Lid, Overhead Console Box	–	–	●	
Under Rear Seat Storage Trays	–	–	●	
Integrated Garage Door Opener	–	–	●	
Overhead Sunglass Storage	●	●	●	
Front Cupholders	●	–	–	
Front & Rear Cupholders	–	●	●	
Retained Accessory Power	–	●	●	
Accessory Power Outlet (12 V)	●	●	●	
Footwell Lamps, Glove Box Lamp	–	●	●	
Map Lamps	–	–	●	
Keyless Entry	–	●	●	
Illuminated Entry	–	●	●	
18" Styled Steel Wheels	●	●	–	

	Regular Cab		Double Cab	
	Long	SRS	Std	Long
EXTERIOR	5.7L	4.6L	5.7L	
18" Aluminum Alloy Wheels, Wheel Locks	–	–	●	
8-Foot Cargo Bed	●	–	●	
6.5-Foot Cargo Bed	–	●	–	
High Solar Energy Absorbing Window Glass	●	●	●	
Rear Window Privacy Glass	–	–	●	
Foldable Mirrors	●	●	●	
Dual Heated Power Adjustable Mirrors	–	●	–	
Extendable Heated, Power Adjustable Mirrors w/Turn Signals	●	–	●	
Front & Rear Splash Guards	●	●	●	
Heavy Duty Tow Hitch Receiver, 4 Pin/7 Pin Trailer Wire Harness, Electronic Trailer Brake Control Prewire, Class IV Weight Distribution Trailer Hitch	●	●	●	
Black Door & Tailgate Handles	●	●	●	
Black Resin Front Bumper	●	–	–	
Colour-Keyed Resin Front Bumper	–	●	●	
Black Resin Front Grille	●	–	–	
Chrome Grille	–	●	●	
Black Steel Rear Step Bumper	●	–	–	
Chrome Steel Rear Step Bumper	–	●	●	
2-Speed Wipers, Windshield Wiper De-Icer	●	–	–	
Variable Intermittent Wipers, Windshield Wiper De-Icer	–	●	●	
Adjustable Headlamp Levelling System	–	–	●	
Fog Lamps	–	–	●	
Bed Rail Caps	●	●	●	
Easy Lower & Lift Tailgate, Removable Locking Tailgate	●	●	●	
Lower Cargo Bed Tie-Downs	●	●	●	

	Regular Cab		Double Cab	
	Long	SRS	Std	Long
SAFETY	5.7L	4.6L	5.7L	
Star Safety System™ – includes Vehicle Stability Control (VSC)®, Traction Control (TRAC), Anti-lock Brake System (ABS), Electronic Brake-force Distribution (EBD), Brake Assist (BA)⁷ & Smart Stop Technology (SST)⁸	●	●	●	
Dual-Stage Driver & Passenger Airbag Supplemental Restraint System (SRS)¹	●	●	●	
Front Seat-Mounted Side Airbags (SRS)¹	●	●	●	
Front Knee Airbags (SRS)¹	●	●	●	
Roll-Sensing Front Head/Side Curtain Airbags (SRS)¹	●	–	–	
Roll-Sensing Front & Rear Head/Side Curtain Airbags (SRS)¹	–	●	●	
Head/Side Curtain Airbags Off Switch	●	●	●	
Child Protector Rear Door Locks	–	●	●	
Anchor Tethers for Child Restraint Seats	●	●	●	
All-Position 3-Point Lap & Shoulder Belts	●	●	●	
Front Seatbelt Anchor Height Adjusters	●	●	●	
Engine Immobilizer	●	●	●	
Automatic Transmission Oil Temperature, Low Fuel, Low Washer Fluid & Door Ajar Warning Indicators	●	●	●	
Direct Tire Pressure Monitoring System	●	●	●	
Trailer Sway Control	●	●	●	

Available Packages

Regular Cab SR5 Package	○	–	–
Bed Rail System, Tie-Down Cleats, Power Door Locks & Windows, Silver Accented Instrument Panel Centre Cluster, Keyless Entry, Sliding Rear Window, Premium Cloth Seat Material, Colour-Keyed & Chrome Front Bumper, Chrome Grille & Rear Bumper, Variable Intermittent Wipers, Carpeting, Carpet Floor Mats, 18" Aluminum Alloy Wheels w/Wheel Locks, P275/65R18 Tires, Outside Temperature Gauge, SR5 Badges			
Double Cab Upgrade Package	–	○	–
Front Bucket Seats, Power 8-Way Driver Seat, Console Mounted Gate-Type Shifter Lever, Tilt & Telescopic Steering Wheel, Rear Privacy Glass, Overhead Console Box, Sliding Rear Window, Front Console Box, Auto-Dimming Rear View Mirror w/Digital Compass, 18" Aluminum Alloy Wheels w/Wheel Locks, P275/65R18 Tires, Under Rear Seat Storage Trays, Integrated Garage Door Opener, Fog Lamps, Map Lamps, Integrated XM® Satellite Radio, Bluetooth® Capability, Steering Wheel Audio Controls, USB Audio Input, Trip Computer			
Bed Liner Package	○	–	–
Bed Liner			
Bed Liner/Bed Rail Package	○	○	○
Bed Liner, Bed Rail System, Tie-Down Cleats			

2013 Tundra 4x2 Specifications

	Regular Cab		Double Cab	
	Long	SRS	Std	Long
MECHANICAL	5.7L	4.6L	5.7L	
Engine				
4.6 Litre, i-FORCE V8, DOHC, 32-Valve, Dual Variable Valve Timing w/Intelligence (Dual VVT-i), Sequential Multiport Electronic Fuel Injection, Engine Oil Cooler	–	●	–	
5.7 Litre, i-FORCE V8, DOHC, 32-Valve, Dual Variable Valve Timing w/Intelligence (Dual VVT-i), Sequential Multiport Electronic Fuel Injection, Engine Oil Cooler	●	–	●	
Compression Ratio				
10.2:1	●	●	●	
Horsepower				
310 hp (231 kW) @ 5,600 rpm	–	●	–	
381 hp (284 kW) @ 5,600 rpm	●	–	●	
Torque				
327 lb.ft. [443 N.m.] @ 3,400 rpm	–	●	–	
401 lb.ft. [544 N.m.] @ 3,600 rpm	●	–	●	
Suspension				
Front: Independent Coil Springs, High-mounted, Double-Wishbone w/Stabilizer Bar & Gas-Filled Shock Absorbers	●	●	●	
Rear: Rear Live Axle w/Multi-Leaf Spring Suspension & Staggered Outboard-Mounted Gas-Filled Shock Absorbers	●	●	●	
Drivetrain				
Automatic Limited Slip Rear Differential, Vehicle Stability Control (VSC)®, Traction Control (TRAC)	●	●	●	
Transmission				
6-Speed, Automatic, Super Electronically Controlled Transmission (Super ECT), Sequential Shift Mode, Overdrive, Tow/Haul Mode, Lock-Up Torque Converter	●	●	●	
Automatic Transmission Fluid Cooler, Automatic Transmission Fluid Warmer	●	●	●	
Column Shifter	●	●	–	
Console Mounted Gate-Type Shifter	–	–	●	
Brakes				
Power-Assisted, 4-Wheel Ventilated Discs, Anti-lock Brake System (ABS) w/Electronic Brake-force Distribution (EBD), Brake Assist (BA)⁷	●	●	●	
Steering				
Rack & Pinion w/Variable Power Assist	●	●	●	
Tires				
P255/70R18, All-Season Radials, Temporary Spare w/Steel Wheel	●	●	–	
P275/65R18, All-Season Radials, Temporary Spare w/Steel Wheel	○	○	●	

2013 Tundra 4x2 Specifications

		Regular Cab			Double Cab		
		Long	SRS		Long	SRS	
			Std	Long		Std	Long
DIMENSIONS	mm (in.)	5.7L	4.6L	5.7L	5.7L	4.6L	5.7L
Length	5820 [229.1]	●	●	—			
	6300 [248.0]	—	—	●			
Width	2030 [79.9]	●	●	●			
Height (Unloaded)	1930 [75.9]	—	●	—			
	1925 [75.7]	●	—	●			
Cargo Bed Length	2000 [78.7]	—	●	—			
	2480 [97.6]	●	—	●			
Cargo Bed Width	1270 [50.0] Between Wheel Wells	●	●	●			
Cargo Bed Depth	564 [22.2]	●	●	●			
Wheelbase	3700 [145.6]	●	●	—			
	4180 [164.5]	—	—	●			
Track	Front: 1725 [67.9]	●	●	●			
	Rear: 1725 [67.9]	●	●	●			
Seating Capacity	3	●	—	—			
	5	—	○	●			
	6	—	●	—			
Headroom	Front: 1021 [40.2]	●	●	●			
	Rear: 983 [38.7]	—	●	●			
Legroom	Front: 1079 [42.5]	●	●	●			
	Rear: 882 [34.7]	—	●	●			
Shoulder Room	Front: 1694 [66.7]	●	—	—			
	Front: 1692 [66.6]	—	●	●			
	Rear: 1668 [65.7]	—	●	●			
Ground Clearance	265 [10.4]	●	●	—			
	260 [10.2]	—	—	●			
Approach Angle (degrees)	27	●	—	—			
	28	—	●	●			
Departure Angle (degrees)	21	●	—	—			
	20	—	●	●			

[1] All Toyota vehicles shown in this brochure, have Supplemental Restraint Systems (SRS) which, depending on the model, may include driver and front passenger airbags, front seat-mounted side airbags or side curtain airbags. For important safety information about the Supplemental Restraint System in a vehicle, please see the Owner's Manual or contact your local Toyota Dealer.

[2] Fuel efficiency estimates were determined using approved Government of Canada Test Methods. Actual fuel consumption will vary based on driving habits and other factors.

[3] Payload = Passengers, Equipment, Luggage and Cargo.

[4] Toyota tests certain phones for compatibility with Bluetooth technology. Some vehicles equipped with Bluetooth technology are available with bilingual capability. Note that the recommendation of Toyota is not a warranty of the performance for any phone and that some problems may occur with any type of handset based on the service coverage available in your area. Please see your Toyota Dealer for details.

[5] The Toyota Navigation system is designed to assist in locating an address or point of interest. Discrepancies may be encountered between the system and your actual location. Changes in street names, road closures, traffic flow or other road system changes may affect the accuracy of the mapping software. Rely on your common sense to decide whether or not to follow a specified route. Detailed coverage is not available in every city. Optional periodic geographic updates are available at an additional cost. The Navigational systems in some vehicles are available with bilingual capability. Please see your Navigation system Owner's Manual and your Toyota Dealer for further details.

		Regular Cab			Double Cab		
		Long	SRS		Long	SRS	
			Std	Long		Std	Long
CURB WEIGHT	kg (lb.)	5.7L	4.6L	5.7L	5.7L	4.6L	5.7L
	2227 [4910]	●	—	—			
	2306 [5085]	—	●	—			
	2430 [5355]	—	—	●			
TOWING CAPACITY	kg (lb.)						
	4715 [10400]	●	—	—			
	3715 [8200]	—	●	—			
	4535 [10000]	—	—	●			
PAYLOAD ³	kg (lb.)						
	855 [1885]	●	—	—			
	605 [1335]	—	●	—			
	655 [1455]	—	—	●			
TURNING CIRCLE	m (ft.)						
	13.4 [44.0]	●	●	—			
	14.9 [49.0]	—	—	●			
FUEL CAPACITY	litres (gal)						
	100 [22]	●	●	●			
FUEL CONSUMPTION RATING ²							
City/Highway/Combined	L/100 km						
	mpg (imperial gallon)						
	14.2/10.0/12.3	—	●	—			
	15.9/11.1/13.7	●	—	●			
	20/28/23						
	18/25/21						

[6] Vehicle Stability Control (VSC) is an electronic system designed to help the driver maintain vehicle control under adverse conditions. It is not a substitute for safe driving practices. Factors including speed, road conditions and driver steering input can all affect whether VSC will be effective in preventing a loss of control.

[7] Brake Assist is designed to help the driver take full advantage of the benefits of ABS. It is not a substitute for safe driving practices. Braking effectiveness also depends on proper brake-system maintenance and tire and road conditions.

[8] Smart Stop Technology operates only in the event of certain simultaneous brake and gas pedal applications. When engaged, the system will reduce engine power to help the brakes bring the vehicle to a stop. Factors including speed, road conditions and driver input can all impact stopping distance. Smart Stop Technology is not a substitute for safe and attentive driving and does not guarantee instant stopping.

Toyota Canada Inc. Every effort has been made to ensure the specifications and equipment shown are accurate based on information available at time of printing. In some cases, certain changes in production capacity, standard equipment, options or product delays may occur which would not be reflected in this brochure. Toyota Canada Inc. reserves the right to make these changes without notice or obligation. The Toyota website **toyota.ca** – or your Toyota Dealer is your best source for up-to-date information.

Accessories

Personalize your Tundra to enhance both its appearance and performance. Many of Toyota’s Accessory Parts can be residualized or advanced through Toyota Financial Services when purchased at the same time as your new vehicle, and yes, they are all backed by a Toyota Warranty. For a complete list of vehicle-specific accessories, visit **customizeyourtoyota.ca**, your local Dealer or **toyota.ca**.

INTERIOR

- Bluetooth®⁴
- Bongiovi Acoustics DPS
- Door Sill Protectors
- Leather Seat Surfaces
- {w/Heated Front Seats}

EXTERIOR

- Block Heater
- Hood Deflector
- Rear Bumper Step
- Remote Engine Start
- Running Boards
- Security System
- Side Step Bars 3” & 4” Oval
- Skid Plate
- Spare Tire Lock
- Towing Accessories
- Towing Mirrors

BED ACCESSORIES

- Bed Divider
- Bed Extender
- Bed Liner
- Bed Mat
- Bed Rail w/Cleats
- Hard Trifold Tonneau Cover
- Tailgate Protector

TRD ACCESSORIES

- TRD 17” Forged Off-Road Wheel
- TRD Air Filter
- TRD Big Brake Kit
- TRD Exhaust
- TRD Forged Aluminum Oil Cap
- TRD Oil Filter
- TRD Performance Suspension Kit {4x2 only}
- TRD Rear Sway Bar



Hard Trifold Tonneau Cover



Skid Plate



Running Boards



TRD 17” Forged Off-Road Wheel




Rear Bumper Step



Hood Deflector



Towing Mirrors



Bongiovi Acoustics DPS



Bed Extender



Side Step Bars 4" Oval





Bed Liner



TRD Big Brake Kit

Colours



INTERIOR COLOUR OPTIONS

- A Graphite Fabric.
- B Black Fabric.
- C Sand Beige Fabric.
- D Sand Beige Leather Trim.
- E Graphite Leather Trim.
- F Black Leather.
- G Red Rock Leather Trim.

Please see your Toyota Dealer for details.

New vehicle warranty summary

No deductibles – no transfer fees

COMPREHENSIVE COVERAGE

3 YEARS OR 60,000 KM This warranty includes 24 hour Roadside Assistance and other benefits, as well as coverage of repairs on any part of the vehicle that is defective in material or workmanship under normal use and maintenance. Different warranties apply to original tires.

POWERTRAIN COMPONENTS

5 YEARS OR 100,000 KM This warranty covers repairs to powertrain components that are defective in material or workmanship under normal use and maintenance.

MAJOR EMISSION CONTROL COMPONENTS

8 YEARS OR 130,000 KM This warranty covers repairs to specified major emission components that are defective in material or workmanship under normal use and maintenance.

CORROSION PERFORATION

5 YEARS UNLIMITED DISTANCE This warranty covers any sheet metal found, under normal use, to have developed a perforation from corrosion due to defects in material or workmanship.

Committed to Canadians, today and tomorrow



Being a leader in the automotive industry does not simply start and finish with making great vehicles. It also means being a leader in the community. Toyota Canada and its dealerships across the country fund non-profit programs that work to make a difference for Canadians through direct community involvement.

As part of our ongoing commitment to the environment and education, we established the Toyota Evergreen Learning Grounds program. This program is designed to transform Canadian school grounds into natural learning environments so that students can have a healthy place to play, learn and develop a genuine respect for nature. We also support Special Olympics Canada, which helps athletes reach their full potential through participation in events from a local to a national level.

Visit us at toyota.ca to learn more about our programs and commitment to make things better for Canadian communities, today and tomorrow.





Prius c



Prius



Prius v



Camry Hybrid




Highlander Hybrid



Yaris




Corolla



Matrix



Camry



Venza



Avalon



Sienna



RAV4



Highlander



FJ Cruiser



4Runner



Sequoia



Tacoma



Tundra

At Toyota **quality**, **safety** and **sustainability** are built into every vehicle we make. To learn more about Toyota's commitment to manufacturing safe, high quality, long lasting vehicles – and to see the awards we've won for doing just that – visit **toyota.ca**.



Join the Conversation – Follow us on Facebook at facebook.com/toyotacanada, on Twitter at twitter.com/toyotacanada and on YouTube at youtube.com/toyotacanada.



Toyota recognizes its duty to safeguard the environment. Please recycle. PRINTED IN CANADA C0002-0463E-25 18M

