



ABOVE & BEYOND

> FIND A RETAILER

> BUILD YOUR OWN

OVERVIEW

SPECIFICATION

RANGE ROVER

2016



ABOVE & BEYOND





ABOVE & BEYOND

> FIND A RETAILER

> BUILD YOUR OWN

OVERVIEW

SPECIFICATION



ABOVE & BEYOND

Ever since the first Land Rover vehicle was conceived in 1947, we have built vehicles that challenge what is possible. These in turn have challenged their owners to explore new territories and conquer difficult terrains. Our vehicles epitomize the values of the designers and engineers who have created them. Each one instilled with iconic British design cues, delivering capability with composure. Which is how we continue to break new ground, defy conventions and encourage each other to go further. Land Rover truly enables you to make more of your world, to go above and beyond.





ABOVE & BEYOND

> FIND A RETAILER

> BUILD YOUR OWN

OVERVIEW

SPECIFICATION





ABOVE & BEYOND

> FIND A RETAILER

> BUILD YOUR OWN

OVERVIEW

SPECIFICATION

SOPHISTICATED AND MODERN,
THIS IS A RANGE ROVER WITH
PEERLESS CHARACTERISTICS
FROM A UNIQUE LINEAGE.

Gerry McGovern
Land Rover Design Director and Chief Creative Officer

When the Range Rover was introduced 45 years ago, it changed the way the world went off-road. It embodied capability. It exemplified performance. Over the years, it has come to represent the very pinnacle of refinement and British craftsmanship. The current generation of Range Rover vehicles build on that legacy. And go even further.

Vehicle shown right is Autobiography Long Wheelbase in Loire Blue.





ABOVE & BEYOND

> FIND A RETAILER

> BUILD YOUR OWN

OVERVIEW

SPECIFICATION



CONTENTS

DESIGN		BODY AND CHASSIS	
Exterior	4	All-Aluminum Body	50
Interior	6	DRIVING ASSISTANCE	52
Long Wheelbase	10	ENVIRONMENTAL	
SVAutobiography	14	Sustainability	54
DRIVING TECHNOLOGY		SPECIFICATIONS	
Terrain Response®	22	Choose Your Engine	58
All-Terrain Progress Control	24	Choose Your Model	60
Hill Descent Control (HDC®)	26	Choose Your Color	72
Adaptive Dynamics	28	Choose Your Wheels	74
Dynamic Response	28	Choose Your Interior	76
Electronic Suspension	30	Choose Your Accessories	86
Automatic Access Height	30	TECHNICAL DETAILS	92
Towing and Driving Aids	32	LAND ROVER EXPERIENCE	94
FINISHING TOUCHES			
Meridian™ Sound System	34		
Driver Aids	36		
Comfort For All	38		
Land Rover InControl™	44		
ENGINES			
Eight-Speed Automatic Transmission	46		
Diesel and Gasoline Engines	48		



ABOVE & BEYOND

> FIND A RETAILER

> BUILD YOUR OWN

OVERVIEW

SPECIFICATION

DESIGN

EXTERIOR

With its three classic lines of the lower accent graphic, floating roofline and continuous waistline, the Range Rover is unmistakable. The iconic silhouette is gently tapered and curved, while the use of near-flush glazing and gloss black pillars accentuates the roof enhancing its streamlined and elegant form.

The vehicle's fresh and contemporary appearance is complemented by carefully crafted design details that give the Range Rover its distinctive character.

First to catch the eye is the very modern interpretation of the side fender vent graphic, which is executed on the surface of the front doors.

While lower down, accent graphics sweep around the body. Available **Adaptive Xenon headlamps*** that swivel to follow the road during night-time driving add to the vehicle's look.

*These systems are not a substitute for driving safely with due care and attention and will not function under all circumstances, speeds, weather and road conditions, etc. Driver should not assume that these systems will correct errors of judgment in driving. Please consult the owner's manual or your local authorized Land Rover Retailer for more details.





ABOVE & BEYOND

> FIND A RETAILER

> BUILD YOUR OWN

OVERVIEW

SPECIFICATION



DESIGN

5

DESIGN

DRIVING TECHNOLOGY

FINISHING TOUCHES

ENGINES

BODY AND CHASSIS

DRIVING ASSISTANCE

ENVIRONMENTAL



ABOVE & BEYOND

> FIND A RETAILER

> BUILD YOUR OWN

OVERVIEW

SPECIFICATION

INTERIOR

Refinement is at the heart of Range Rover. Its interior gives a sense of calm, indulgent and luxurious comfort. It is beautifully appointed and thoughtfully designed; the broad center console puts essential controls within easy reach.

Clean surfaces and the use of soft supple leathers, wood veneers and highly polished finishers help create contemporary, comfortable surroundings.

Delightful to the touch, the type of leather is determined by model choice. It enhances the interior, covering virtually every surface from the seats and instrument panel to the doors and headlining. Supercharged, Autobiography and SVAutobiography feature Semi-Aniline leather with high-grade hides selected for their exceptional suppleness and natural appearance.

The finish is naturally of the highest order. Tailored twin needle hand-stitching is used and every aspect is considered; from the length and direction of the stitching, to the spin, thickness and material of the thread. Even the size and shape of the needle is defined.



Interior shown right is Espresso/Ivory with Ivory seats and Figured Macassar Wood Veneer and optional heated wood and leather steering wheel.



ABOVE & BEYOND

> FIND A RETAILER

> BUILD YOUR OWN

OVERVIEW

SPECIFICATION



DESIGN

7

DESIGN

DRIVING TECHNOLOGY

FINISHING TOUCHES

ENGINES

BODY AND CHASSIS

DRIVING ASSISTANCE

ENVIRONMENTAL






ABOVE & BEYOND

> FIND A RETAILER

> BUILD YOUR OWN

OVERVIEW

SPECIFICATION



DESIGN

DRIVING TECHNOLOGY

FINISHING TOUCHES

ENGINES

BODY AND CHASSIS

DRIVING ASSISTANCE

ENVIRONMENTAL





ABOVE & BEYOND

> FIND A RETAILER

> BUILD YOUR OWN

OVERVIEW

SPECIFICATION



UNCOMPROMISING ATTENTION TO DETAIL

The focus on impeccable craftsmanship is well illustrated by the authentic metal details, which are cool to the touch and stunning to look at, and provide a stylish contrast to the opulent leather and veneer surfaces.

Striking examples include the bold brushed aluminum pillars each side of the center console, the rotary drive select and the distinctive air vents with each blade highlighted with a key line of satin chrome.

Typifying the attention to detail, the aluminum finish on the center console is created using a unique approach which involves the aluminum material passing through more than 20 distinct processes to provide an exquisitely crafted finish.

Interior shown left and above is Espresso/Ivory with Ivory seats and Figured Macassar Wood Veneer.

DESIGN

9

DESIGN

DRIVING TECHNOLOGY

FINISHING TOUCHES

ENGINES

BODY AND CHASSIS

DRIVING ASSISTANCE

ENVIRONMENTAL



ABOVE & BEYOND

> FIND A RETAILER

> BUILD YOUR OWN

OVERVIEW

SPECIFICATION





ABOVE & BEYOND

> FIND A RETAILER

> BUILD YOUR OWN

OVERVIEW

SPECIFICATION



LONG WHEELBASE

EXTERIOR

Range Rover Long Wheelbase is instantly recognizable, superbly engineered and beautifully appointed. This body style has unique features such as a distinctive 'L' badge mounted behind each front wheel arch and Santorini Black mirror caps as standard. And though the exterior length has been extended by 7.87 inches, its silhouette does not appear any different.

Vehicle shown left is Autobiography Long Wheelbase in Loire Blue.

DESIGN

11

DESIGN

DRIVING TECHNOLOGY

FINISHING TOUCHES

ENGINES

BODY AND CHASSIS

DRIVING ASSISTANCE

ENVIRONMENTAL





ABOVE & BEYOND

> FIND A RETAILER

> BUILD YOUR OWN

OVERVIEW

SPECIFICATION



INTERIOR

The overall sense of unparalleled comfort is realized in Range Rover Long Wheelbase, providing an extra 7.3 inches in the rear seating area and affording rear passengers an extended recline of 17 degrees.

Passenger Seat Away can also slide the front passenger seat forward to provide greater levels of comfort and space.

This body style has an additional deep illuminated storage compartment in the center console for rear seat occupants and rear door pockets, which are fitted to both bench and **Rear Executive Class** seats. For added convenience, this vehicle is equipped with standard powered side door blinds and a sliding panoramic sunroof.

Interior shown above and right is Navy/Cirrus with Cirrus seats and Grand Black Wood Veneer.



ABOVE & BEYOND

> FIND A RETAILER

> BUILD YOUR OWN

OVERVIEW

SPECIFICATION



DESIGN

13

DESIGN

DRIVING TECHNOLOGY

FINISHING TOUCHES

ENGINES

BODY AND CHASSIS

DRIVING ASSISTANCE

ENVIRONMENTAL





ABOVE & BEYOND

> FIND A RETAILER

> BUILD YOUR OWN

OVERVIEW

SPECIFICATION



DESIGN

DRIVING TECHNOLOGY

FINISHING TOUCHES

ENGINES

BODY AND CHASSIS

DRIVING ASSISTANCE

ENVIRONMENTAL





ABOVE & BEYOND

> FIND A RETAILER

> BUILD YOUR OWN

OVERVIEW

SPECIFICATION



RANGE ROVER **SV**AUTOBIOGRAPHY EPITOMIZES SOPHISTICATED DESIGN. OUR MOST LUXURIOUS SPECIFICATION YET, THIS VEHICLE HAS BEEN CRAFTED WITH PRECISION AND CARE, CULMINATING IN EXQUISITE ATTENTION TO DETAIL.

John Edwards
Managing Director of Special Vehicle Operations

SV AUTOBIOGRAPHY

Designed and engineered by Special Vehicle Operations (SVO) – the Land Rover center of excellence for bespoke commissions, luxury editions and performance models – Range Rover SVAutobiography is our most luxurious and alluring Range Rover ever, offering an effortless, elegant and sophisticated driver and passenger experience.

This is apparent in the celebrated design, precision engineering and unrivalled levels of refinement that have come together to create the pinnacle of Range Rover in SVAutobiography.



Vehicle shown left is SVAutobiography with Duo Tone Paint in Corris Grey and Santorini Black.

DESIGN

15

DESIGN

DRIVING TECHNOLOGY

FINISHING TOUCHES

ENGINES

BODY AND CHASSIS

DRIVING ASSISTANCE

ENVIRONMENTAL



ABOVE & BEYOND

> FIND A RETAILER

> BUILD YOUR OWN

OVERVIEW

SPECIFICATION



EXTERIOR

Craftsmanship never goes out of style and some 45 years of expertise in designing Range Rover vehicles is manifested in each SVAutobiography.

Every tailored aspect whispers elegance and attention to detail. Each vehicle is crafted with design cues such as unique 'Range Rover' front and rear script with a dark knurled effect finish edged in Bright Chrome.

To reflect your personal taste, the option of exterior Duo Tone Paint allows customers to specify the vehicle in one of nine colors below the waistline with a Santorini Black finish above the waistline to produce a prestigious appearance.

The unique front grille with graphite Atlas mesh and bright chrome insert, a choice of 21 inch or 22 inch wheels and touches like the exclusive SVAutobiography badge on the tailgate help set the tone.



Vehicle shown right is SVAutobiography with Duo Tone Paint in Corris Grey and Santorini Black.



ABOVE & BEYOND

> FIND A RETAILER

> BUILD YOUR OWN

OVERVIEW

SPECIFICATION



DESIGN

17

DESIGN

DRIVING TECHNOLOGY

FINISHING TOUCHES

ENGINES

BODY AND CHASSIS

DRIVING ASSISTANCE

ENVIRONMENTAL





ABOVE & BEYOND

> FIND A RETAILER

> BUILD YOUR OWN

OVERVIEW

SPECIFICATION





ABOVE & BEYOND

> FIND A RETAILER

> BUILD YOUR OWN

OVERVIEW

SPECIFICATION



INTERIOR

The interior of Range Rover SVAutobiography is the epitome of refinement and sophistication. Attention to the intricacies is in everything you see and touch.

From the rear center console with bottle chiller compartment and deployable tables, to the unique seat design with calf support, the vehicle exudes confidence and a calm, collected air.

Interior shown left and above is Lunar/Cirrus with Cirrus seats and Figured Macassar Wood Veneer.

DESIGN

19

DESIGN

DRIVING TECHNOLOGY

FINISHING TOUCHES

ENGINES

BODY AND CHASSIS

DRIVING ASSISTANCE

ENVIRONMENTAL





ABOVE & BEYOND

> FIND A RETAILER

> BUILD YOUR OWN

OVERVIEW

SPECIFICATION



DESIGN

DRIVING TECHNOLOGY

FINISHING TOUCHES

ENGINES

BODY AND CHASSIS

DRIVING ASSISTANCE

ENVIRONMENTAL





ABOVE & BEYOND

> FIND A RETAILER

> BUILD YOUR OWN

OVERVIEW

SPECIFICATION

INTERIOR FEATURES

A knurled finish to interior features such as Stop/Start button, rotary drive selectors, armrest adjusters and Satin Brushed cupholder, all add to the refined look. The key fob also has a knurled detailing and Autobiography script.

Optional features include: a veneer sliding luggage compartment floor to enhance this area of the vehicle.



DESIGN

21



ABOVE & BEYOND

> FIND A RETAILER

> BUILD YOUR OWN

OVERVIEW

SPECIFICATION



DESIGN

DRIVING TECHNOLOGY

FINISHING TOUCHES

ENGINES

BODY AND CHASSIS

DRIVING ASSISTANCE

ENVIRONMENTAL





ABOVE & BEYOND

> FIND A RETAILER

> BUILD YOUR OWN

OVERVIEW

SPECIFICATION



DRIVING TECHNOLOGY

TERRAIN RESPONSE®

With an all-aluminum body and true Land Rover capability at its heart, Range Rover delivers incredible off-road performance.

Our unique **Terrain Response® 2*** system is designed to monitor driving conditions and automatically optimize driveability and traction by adapting the responses of the vehicle's engine, transmission, center differential and chassis systems to match the demands of the terrain.

Even when it is not in auto mode, Terrain Response® 2 provides the driver with additional input, such as advising when to select low range or the off-road ride height. There are five Terrain Response® settings: General Driving, Grass/Gravel/Snow, Mud and Ruts, Sand and Rock Crawl.



*Standard on Supercharged, Autobiography and SVAutobiography.

†These features are not a substitute for driving safely with due care and attention, and will not function under all circumstances, speeds, weather and road conditions. The driver should not assume that these features will correct errors of judgment in driving. Please consult the owner's manual or your local authorized Land Rover Retailer for further details.

Vehicle shown left is Autobiography in Indus Silver.



ABOVE & BEYOND

> FIND A RETAILER

> BUILD YOUR OWN

OVERVIEW

SPECIFICATION

ALL-TERRAIN PROGRESS CONTROL

All-Terrain Progress Control* is a new system designed to enable drivers to set and maintain a steady speed in challenging conditions. Operating as a low speed off-road cruise control system, it functions between 1.2mph and 18.6mph, enabling the driver to maintain full concentration on steering and finding a path through obstacles, while the vehicle controls the engine and brakes to hold a comfortable, steady speed.

In addition, the system features a dedicated launch functionality, which enables the vehicle to pull away smoothly and easily, even on tricky low-friction surfaces like ice, snow or wet grass.

Developed by all-terrain specialists at Land Rover, it works seamlessly alongside the **Terrain Response® 2**, four-wheel drive, traction and braking systems.

Once All-Terrain Progress Control is activated, the standard steering wheel +/- cruise control buttons are used to set the speed; brake and accelerator pedals can still override the chosen settings.



*These features are not a substitute for driving safely with due care and attention, and will not function under all circumstances, speeds, weather and road conditions. The driver should not assume that these features will correct errors of judgment in driving. Please consult the owner's manual or your local authorized Land Rover Retailer for further details. Vehicle shown right is Range Rover in Indus Silver.



ABOVE & BEYOND

> FIND A RETAILER

> BUILD YOUR OWN

OVERVIEW

SPECIFICATION



DRIVING TECHNOLOGY

25

DESIGN

DRIVING TECHNOLOGY

FINISHING TOUCHES

ENGINES

BODY AND CHASSIS

DRIVING ASSISTANCE

ENVIRONMENTAL





ABOVE & BEYOND

> FIND A RETAILER

> BUILD YOUR OWN

OVERVIEW


SPECIFICATION

HILL DESCENT CONTROL

To complement the Terrain Response®* system, Range Rover can also call upon a unique suite of all-terrain technologies to help maximize performance and safety, including Hill Descent Control (HDC®)*.

Hill Descent Control assists with controlled descents of difficult slopes by maintaining a constant speed and applying braking separately to each wheel.

Hill Start Assist is designed to prevent the vehicle rolling backwards as you pull away on an incline. The vehicle also utilizes **Gradient Release Control*** which is designed to prevent the vehicle 'running away' on a steep incline when the driver inadvertently releases the brake.



*These features are not a substitute for driving safely with due care and attention, and will not function under all circumstances, speeds, weather and road conditions. The driver should not assume that these features will correct errors of judgment in driving. Please consult the owner's manual or your local authorized Land Rover Retailer for further details. Vehicle shown right is Autobiography in Indus Silver.



ABOVE & BEYOND

> FIND A RETAILER

> BUILD YOUR OWN

OVERVIEW

SPECIFICATION



DRIVING TECHNOLOGY

27

DESIGN

DRIVING TECHNOLOGY

FINISHING TOUCHES

ENGINES

BODY AND CHASSIS

DRIVING ASSISTANCE

ENVIRONMENTAL





ABOVE & BEYOND

> FIND A RETAILER

> BUILD YOUR OWN

OVERVIEW

SPECIFICATION



DESIGN

DRIVING TECHNOLOGY

FINISHING TOUCHES

ENGINES

BODY AND CHASSIS

DRIVING ASSISTANCE

ENVIRONMENTAL





ABOVE & BEYOND

> FIND A RETAILER

> BUILD YOUR OWN

OVERVIEW

SPECIFICATION



ADAPTIVE DYNAMICS

Adaptive Dynamics* makes the miles go by virtually unnoticed. The system monitors vehicle movements at least 500 times a second, reacting to driver or road inputs almost instantaneously to give greater control and minimize body-roll ensuring a composed, ride.

The system even senses off-road conditions, and optimizes damping accordingly so the driver and passengers arrive at their destination refreshed and relaxed.

DYNAMIC RESPONSE

Dynamic Response*† improves vehicle handling and occupant comfort by reducing the amount of body lean during cornering or while driving on uneven road surfaces.

The latest two channel system is capable of controlling the front and rear axles independently, allowing it to be tuned to deliver increased low-speed agility, along with enhanced control and stability at speed.

This feature aids off-road capability. If the system detects off-road conditions, the control module reduces the level of roll compensation, allowing greater wheel articulation and increasing the contact patch with the terrain.

*These features are not a substitute for driving safely with due care and attention, and will not function under all circumstances, speeds, weather and road conditions. The driver should not assume that these features will correct errors of judgment in driving. Please consult the owner's manual or your local authorized Land Rover Retailer for further details.

†Standard on V8 Supercharged engines only.

Vehicle shown left is Autobiography Long Wheelbase in Loire Blue.



ABOVE & BEYOND

> FIND A RETAILER

> BUILD YOUR OWN

OVERVIEW

SPECIFICATION





ABOVE & BEYOND

> FIND A RETAILER

> BUILD YOUR OWN

OVERVIEW

SPECIFICATION



ELECTRONIC SUSPENSION

A sure-footed, composed drive is completed by the latest four-corner air suspension which provides exceptional wheel articulation and poise.

Capable of taking on tough situations, this system is designed to keep Range Rover composed and stable even in rougher terrains. For unprecedented ride quality, it switches heights seamlessly when necessary.

AUTOMATIC ACCESS HEIGHT

Attention to detail is everywhere you look and in everything you touch. For instance, the new Automatic Access Height feature lowers the vehicle with precision by up to two inches, for easier entry and exit when parked. Arriving in style at any function has never been more relaxed.

Vehicle shown left is HSE in Indus Silver.
The Touch-screen for the 2016 Range Rover may differ from the one shown above.

DRIVING TECHNOLOGY

31

DESIGN

DRIVING TECHNOLOGY

FINISHING TOUCHES

ENGINES

BODY AND CHASSIS

DRIVING ASSISTANCE

ENVIRONMENTAL



ABOVE & BEYOND

> FIND A RETAILER

> BUILD YOUR OWN

OVERVIEW

SPECIFICATION





ABOVE & BEYOND

> FIND A RETAILER

> BUILD YOUR OWN

OVERVIEW

SPECIFICATION



TOWING AND DRIVING AIDS

With a towing capacity of up to 7,716lb* and by incorporating tailored technologies, Range Rover can handle the most demanding of tasks.

TOW HITCH RECEIVER

This bespoke system** has been optimized alongside the Range Rover advanced aluminum chassis construction. Approved for up to 7,716lb trailer load.

TOW HITCH ASSIST

Tow Hitch Assist** makes coupling a trailer to the vehicle much easier by helping you visualize the hitching process; it displays the predicted path of the vehicle toward the trailer tow bar on the Touch-screen.

On the road, the **Tow Assist** feature helps with reversing by predicting the trailer's direction. You can even choose your trailer's width for precise guidelines displayed on the Touch-screen.

TRAILER STABILITY ASSIST

Trailer Stability Assist (TSA)** monitors the vehicle to detect movements in the trailer and then uses selective braking to help correct potentially hazardous situations.

SURROUND CAMERA SYSTEM

For a complete, all-round view, the optional Surround Camera System** incorporating T-Intersection View helps to see everything clearly on the high-resolution full-color Touch-screen. Using four digital cameras discreetly placed around the vehicle, the system provides an almost complete 360 degree view including a birds-eye overhead view. It aids parking and is perfect for more complex driving assignments such as towing a sailboat or horse trailer.

Along with the ability to display several different views at the same time, this technology can also zoom and pan, ensuring objects and angles, normally below the line of sight, can be seen.

*6,614lb limit on SVAutobiography V8 Supercharged.

**These features are not a substitute for driving safely with due care and attention and will not function under all circumstances, speeds, weather and road conditions, etc. Driver should not assume that these features will correct errors of judgment in driving. Please consult the owner's manual or your local Land Rover Retailer for more details.

Vehicle shown left is Autobiography in Indus Silver.

The Touch-screen for the 2016 Range Rover may differ from the one shown above.



ABOVE & BEYOND

> FIND A RETAILER

> BUILD YOUR OWN

OVERVIEW

SPECIFICATION



FINISHING TOUCHES

MERIDIAN™ SOUND SYSTEM

Meridian™ products offer the very best in British engineering, technology, design and craftsmanship. Just like Land Rover. It is an intuitive and personal experience. Meridian™ sound masters have employed years of psychoacoustic research to enable you to experience music in a new dimension.

MERIDIAN™ SIGNATURE REFERENCE SYSTEM (1700W)*

The exceptional quality of the Meridian™ Signature Reference System brings a concert hall experience into Range Rover.

Twenty-nine speakers, including a dual channel subwoofer, on the 1700W system, ensure you hear everything from the thunderous rumble of bass, to the reedy whisper of a clarinet with a purity that you feel as well as hear.

Meridian™ Trifield 3D** technology provides greater control over the content of the surround and side channels, as well as additional signal feeds for ceiling speakers, delivering a personal, realistic three-dimensional listening experience in every seat.

MERIDIAN™ SURROUND SOUND SYSTEM (825W)

This 825W system has 19 speakers and 16 channels, including a dual channel subwoofer, that are placed in ideal positions around the vehicle.

The system also incorporates Meridian™ Trifield technology to create a concert-like experience for all occupants.

MERIDIAN™ SOUND SYSTEM (380W)

This 380W system has 13 speakers and 12 channels, including a dual channel subwoofer, for highly optimized sound quality.

*Only available on Autobiography and SVAutobiography.

**Trifield and the "three fields" device is a trademark of Trifield Productions Ltd.

Meridian is a trademark owned by Meridian Audio Limited.

DESIGN

DRIVING TECHNOLOGY

FINISHING TOUCHES

ENGINES

BODY AND CHASSIS

DRIVING ASSISTANCE

ENVIRONMENTAL



ABOVE & BEYOND

> FIND A RETAILER

> BUILD YOUR OWN

OVERVIEW

SPECIFICATION



MERIDIAN™ SIGNATURE REFERENCE SYSTEM

⚡ 1700 WATTS

🔊 SPEAKERS

🔊 SUBWOOFER

FINISHING TOUCHES

35

DESIGN

DRIVING TECHNOLOGY

FINISHING TOUCHES

ENGINES

BODY AND CHASSIS

DRIVING ASSISTANCE

ENVIRONMENTAL



ABOVE & BEYOND

> FIND A RETAILER

> BUILD YOUR OWN

OVERVIEW

SPECIFICATION

DRIVER AIDS



COMMAND DRIVING POSITION

A Range Rover drive is confident and measured with the legendary Command Driving Position* placing the driver in an elevated, upright seating position. This offers a reassuring view of the vehicle and its surroundings. The sense of control offered by the elevated driving position is enhanced by the vehicle's outboard seating location with clear visibility to the side, and outstanding forward visibility over the characteristic profile of the hood.

*These features are not a substitute for driving safely with due care and attention, and will not function under all circumstances, speeds, weather and road conditions. The driver should not assume that these features will correct errors of judgment in driving. Please consult the owner's manual or your local authorized Land Rover Retailer for further details. Vehicle shown above is SVAutobiography with Duo Tone Paint in Corris Grey and Santorini Black.





ABOVE & BEYOND

> FIND A RETAILER

> BUILD YOUR OWN

OVERVIEW

SPECIFICATION



HEAD UP DISPLAY

Head Up Display* is an option** that presents key vehicle data such as road speed, gear position and navigation directions on the windshield, without distraction or the need for you to take your eye off the road. The Land Rover system features laser holographic techniques, resulting in superior color saturation, brightness and contrast†.

The innovative laser system is more robust against issues such as ‘washout’ – the effect that the glare from sunlight has on competitive LED-based systems.

*These systems are not a substitute for driving safely with due care and attention and will not function under all circumstances, speeds, weather and road conditions, etc. Driver should not assume that these systems will correct errors of judgment in driving. Please consult the owner’s manual or your local Land Rover Retailer for more details

** Standard on Autobiography and SVAutobiography.

†Head Up Display colors may vary.



ABOVE & BEYOND

> FIND A RETAILER

> BUILD YOUR OWN

OVERVIEW

SPECIFICATION



DESIGN

DRIVING TECHNOLOGY

FINISHING TOUCHES

ENGINES

BODY AND CHASSIS

DRIVING ASSISTANCE

ENVIRONMENTAL





ABOVE & BEYOND

> FIND A RETAILER

> BUILD YOUR OWN

OVERVIEW

SPECIFICATION



COMFORT FOR ALL

SEAT COMFORT

The optional massage seats feature five programs and are available for driver and passenger. Both front and rear seats have the option of winged headrests and rear seat recline is standard on all vehicles.

Driver and Front Passenger Upper Seat Articulation is an optional feature that allows the driver and front passenger to adjust the upper part of their seats, providing an extra level of comfort and functionality. Other seat functionality options include memory settings, heated or climate seats.

PASSENGER SEAT AWAY

The rear passengers can control the movement of their own seat and the front passenger seat with the touch of a button. This allows for forward and backward movements of the front seat.

Enhanced Passenger Seat Away gives full control from the rear center console, including tilt, and is only available on Rear Executive Class seats.

REAR EXECUTIVE CLASS SEATS

For pure indulgence and refinement in an SUV, nothing comes close.

With SVAutobiography, Autobiography and Supercharged models you can choose Rear Executive Class seating. The ultimate in comfort, these two individual seats feature memory, powered headrest, rear center console armrest, cushion adjustments, massage seats and power recline.

The individual seats are separated by an elegant console that houses the controls and an optional cooler compartment.

Interior shown left is Espresso/Ivory with Ivory seats and Figured Macassar Wood Veneer. The Touch-screen for the 2016 Range Rover may differ from the one shown above.

FINISHING TOUCHES

39

DESIGN

DRIVING TECHNOLOGY

FINISHING TOUCHES

ENGINES

BODY AND CHASSIS

DRIVING ASSISTANCE

ENVIRONMENTAL



ABOVE & BEYOND

> FIND A RETAILER

> BUILD YOUR OWN

OVERVIEW

SPECIFICATION



40

DESIGN

DRIVING TECHNOLOGY

FINISHING TOUCHES

ENGINES

BODY AND CHASSIS

DRIVING ASSISTANCE

ENVIRONMENTAL



ABOVE & BEYOND

> FIND A RETAILER

> BUILD YOUR OWN

OVERVIEW

SPECIFICATION

COMFORT FOR ALL



CLIMATE CONTROL

To ensure that the interior is maintained at the perfect temperature, whatever the weather outside, Range Rover features a climate control system which features the latest technologies. The result of an incredibly rigorous development program, the system has been tested in real-world conditions in temperatures ranging from +122 to -22°F

Two versions are available: a three-zone system, featuring separate temperature controls for driver, front passenger and rear seats, or the premium four-zone system, which has separate climate controls for driver, front passenger and each side of the rear cabin.

With its independent heating and cooling capability, the four-zone system offers a significant improvement in rear seat luxury, with multiple outlets at face, foot and hip level.



CONFIGURABLE MOOD LIGHTING

Passengers can change the interior lighting* to suit their tastes. There is a palette of ten colors to choose from and simply operated variable brightness controls can help create the desired mood. The clean, elegant lines and premium materials of the interior are highlighted by carefully detailed LED mood lighting that brings the cabin alive at night.

PANORAMIC ROOF

Flooding the interior with light, the available fixed or sliding** panoramic roof enhance the feeling of space and a connection to the world outside. Yet, at the touch of a button, the driver and passengers can feel cocooned once more as the full-length power blind glides into place.

*Standard on Autobiography, SVAutobiography and all Long Wheelbase versions.
**Standard on HSE, Supercharged, Autobiography and SVAutobiography.
The Touch-screen for the 2016 Range Rover may differ from the one shown above.



ABOVE & BEYOND

> FIND A RETAILER

> BUILD YOUR OWN

OVERVIEW

SPECIFICATION



DESIGN

DRIVING TECHNOLOGY

FINISHING TOUCHES

ENGINES

BODY AND CHASSIS

DRIVING ASSISTANCE

ENVIRONMENTAL





ABOVE & BEYOND

> FIND A RETAILER

> BUILD YOUR OWN

OVERVIEW

SPECIFICATION

COMFORT FOR ALL

REAR SEAT ENTERTAINMENT

The optional Rear Seat Entertainment System provides either eight-inch screens built in to the headrest or 10.2 inch rear seat mounted screens.

'Journey Status', a Navigation Summary screen which displays a pop-up for the rear occupant detailing the time and distance to destination is also included. Both systems come with a pair of WhiteFire™ digital wireless headphones and a USB connector.

GESTURE TAILGATE

The split tailgate is distinctly Range Rover. Its electrically operated upper and lower tailgates help provide a platform for social and sporting events coupled with greater protection from the elements. The upper and lower tailgate can be opened independently using the buttons on the tailgate, or they can be simultaneously opened or closed using the key fob, while the upper tailgate can be operated from a switch on the dash.

Tailgate opening and closing control is now enhanced with the addition of Gesture Tailgate technology. Gesture Tailgate enables the driver to operate the tailgate (both to open and close the upper and lower tailgates) from the curbside without needing to physically touch either the vehicle or the key fob. And as the system is compatible with accessory towing solutions, you can still tackle demanding situations with the least amount of fuss.



WhiteFire™ is a trademark owned by Unwired Technology LLC and any use of such marks by Land Rover is under license. Interior shown is Ebony/Ivory with Ivory seats and Grand Black Wood Veneer. Vehicle shown right is HSE in Indus Silver.

FINISHING TOUCHES

43

DESIGN

DRIVING TECHNOLOGY

FINISHING TOUCHES

ENGINES

BODY AND CHASSIS

DRIVING ASSISTANCE

ENVIRONMENTAL



ABOVE & BEYOND

> FIND A RETAILER

> BUILD YOUR OWN

OVERVIEW

SPECIFICATION

LAND ROVER INCONTROL®



TOUCH-SCREEN

The Touch-screen* is the command center for a wealth of features designed to make your driving experience more entertaining. It features a contemporary and fresh graphical design displayed on an eight-inch screen*.

It is the central hub from where you can connect and control your chosen entertainment and media. You can therefore enjoy an unimaginable amount of music all within one simple to use system. The ability to connect your smartphone via Bluetooth® is also available.

It is the interface where you can control the ambient lighting to suit your mood and preference, by varying the color and brightness level. The system also controls the air flow distribution within the vehicle and allows you to operate the climate seats.

The Touch-screen provides all of the capabilities that you need such as navigation system, Bluetooth® connection on your phone, ECO Data functionality and the Land Rover 4x4i function.





ABOVE & BEYOND

> FIND A RETAILER

> BUILD YOUR OWN

OVERVIEW

SPECIFICATION

LAND ROVER INCONTROL®

INCONTROL PROTECT™

InControl Protect™ enables you to monitor your vehicle wherever you are. InControl Protect™ gives you peace of mind through SOS Emergency call and Optimized Land Rover Assistance. In the event of an emergency, the SOS Emergency call notifies the emergency services of the location of your vehicle.

INCONTROL® APPS™*

Connects your smartphone with the Touch-screen in your vehicle, meaning you can stay safely connected to your smartphone. Land Rover InControl Apps™ enables you to control compatible apps on the InControl Touch-screen, ensuring the convenient use of apps that have been optimized specifically for use within your vehicle.

INCONTROL REMOTE™

InControl Remote™ is an app available on Android™ and iPhone®, which allows you to interact with your vehicle remotely. InControl Remote not only provides basic information remotely it also enables you to communicate with your vehicle. You are able to lock/unlock your vehicle and set a 'beep and flash' in order to locate your vehicle in a crowded parking lot.**

The InControl Remote App ensures you are fully prepared for your journey by displaying the fuel level and location of your vehicle. The Remote App also gives you vital information on fluid levels and whether your vehicle is locked or any doors or windows are open. You are also able to download your journeys to assist in reviewing mileage.

INCONTROL WI-FI™

Creates a Wi-Fi hotspot, allowing you and your passengers to stay connected on the move. You can connect up to eight devices to browse and stream the web, meaning you never have to be out of touch.

*Do not use Land Rover InControl® features under conditions that will affect your safety or the safety of others. Driving while distracted can result in loss of vehicle control.

**Functionality is market dependent. Please ask your Land Rover Retailer for more information.

iPhone® is a registered trademark of Apple Inc., registered in the US and other countries.

The Bluetooth® word mark and logo are owned by the Bluetooth SIG, Inc. and any use of such marks by Land Rover is under license.

Features and their availability may differ by vehicle specification and market. Please contact your Land Rover Retailer for further information.



ABOVE & BEYOND

> FIND A RETAILER

> BUILD YOUR OWN

OVERVIEW

SPECIFICATION



DESIGN

DRIVING TECHNOLOGY

FINISHING TOUCHES

ENGINES

BODY AND CHASSIS

DRIVING ASSISTANCE

ENVIRONMENTAL



ABOVE & BEYOND

> FIND A RETAILER

> BUILD YOUR OWN

OVERVIEW

SPECIFICATION



ENGINES

EIGHT-SPEED AUTOMATIC TRANSMISSION

All gasoline and diesel engines in the Range Rover line-up are paired with the advanced electronically controlled ZF® eight-speed automatic gearbox, which has been tuned by Land Rover engineers to combine silky-smooth shifting with exceptionally rapid response. With eight closely spaced ratios, gear changes are almost imperceptible, with each shift completed in just 200 milliseconds – four times faster than the average human resting heartbeat.

Controls include steering wheel-mounted **Paddle Shift** as standard, enabling the driver to take control of gear shifting manually.

The transmission accepts multiple downshifts, maintaining an absolutely smooth transition between ratios. The optimized lightweight eight-speed transmission is the perfect partner to the torque-rich gasoline and diesel engines.

The transmission is tuned to select torque converter lock-up as early as possible to reduce slip and energy loss. **Transmission Idle Control** disengages 70 percent of the drive when the vehicle is stationary and the engine is idling in Drive, significantly reducing fuel consumption in urban conditions.

In cold conditions, the transmission selects a lower gear to promote fast warm up and get the engine up to its efficient operating temperature as soon as possible.

Vehicle shown left is Autobiography Long Wheelbase in Loire Blue.

ENGINES

47

DESIGN

DRIVING TECHNOLOGY

FINISHING TOUCHES

ENGINES

BODY AND CHASSIS

DRIVING ASSISTANCE

ENVIRONMENTAL





ABOVE & BEYOND

> FIND A RETAILER

> BUILD YOUR OWN

OVERVIEW

SPECIFICATION

DIESEL ENGINE

254 HP* Td6 TURBOCHARGED V6

With a substantial maximum torque of 440 lb-ft, the Td6 is capable of refined and smoothly responsive performance, sweeping from 0-60mph in just 7.4 seconds**.

The engine uses an eight-nozzle low-flow injector designed for more precise injection and improved fuel atomization. The intake system with twin intercoolers ensures charge cooling, and the engine features the latest tandem solenoid intelligent Stop/Start system to help reduce fuel consumption and emissions.

Gasoline Engines

340 HP SUPERCHARGED V6

The V6 Supercharged engine delivers an impressive 340 HP and 332lb-ft of torque.

380 HP SUPERCHARGED V6

The powerful V6 Supercharged engine delivers an additional 40 HP and can accelerate from 0-60mph in 7 seconds.

510 HP SUPERCHARGED V8

With huge reserves of power and torque, the scale of the performance on offer is reflected in the 0-60mph time of 5.1 seconds**, all achieved with supreme refinement.

The V8 has a compact and lightweight all-aluminum design. The engine has been optimized around a Bosch engine management system. This features high-pressure direct injection with a centrally mounted, multi-hole, spray-guided injection system.

The 510 HP engine is fitted with a sixth generation, **Twin Vortex System (TVS)** supercharger that offers superior thermodynamic efficiency and extremely refined noise levels.

550 HP SUPERCHARGED V8

Exclusive to SVAutobiography and new to the Range Rover engine line-up. The V8 Supercharged 550 HP engine – first seen in Range Rover Sport SVR – delivers 550 HP and 502lb-ft of torque, an increase of 40 HP and 41lb-ft over the 510 HP Supercharged V8.

This breath-taking increase in performance has been enabled by a recalibration of the engine and its management system to increase maximum available boost pressure. Maximum torque is delivered at 3,500-4,000rpm.

*Horsepower figure is Manufacturer's estimate **Always follow local speed limits.

Vehicle shown right is Autobiography Long Wheelbase in Santorini Black.



ABOVE & BEYOND

> FIND A RETAILER

> BUILD YOUR OWN

OVERVIEW

SPECIFICATION



ENGINES

49

DESIGN

DRIVING TECHNOLOGY

FINISHING TOUCHES

ENGINES

BODY AND CHASSIS

DRIVING ASSISTANCE

ENVIRONMENTAL





ABOVE & BEYOND

> FIND A RETAILER

> BUILD YOUR OWN

OVERVIEW

SPECIFICATION

BODY AND CHASSIS

ALL-ALUMINUM BODY

WORLD'S FIRST SUV WITH LIGHTWEIGHT ALUMINUM CONSTRUCTION

Range Rover is the world's first SUV to feature an advanced all-aluminum body structure making it lighter, more fuel efficient and sustainable.

The aluminum structure is incredibly strong too. The body has been engineered to withstand the same off-road use as all Land Rover vehicles.

The joints in the shell are riveted and bonded together using techniques originally developed in the aerospace industry and adapted for automotive use by Land Rover. This structure means that traditional energy intensive construction methods such as spot welding are not required.


LIGHTWEIGHT SUSPENSION ARCHITECTURE

Another key factor in the driving capability of Range Rover is the lightweight suspension architecture. The suspension systems use a clean sheet design which promises to deliver exceptional vehicle dynamics.

Primarily constructed from lightweight aluminum components, the suspension concept is fully independent, with a wide-spaced double-wishbone design at the front and an advanced multi-link layout at the rear.

The lightweight chassis architecture is combined with four-corner air suspension to optimize the vehicle's versatility both on and off-road. The air springs offer variable ride height, and are cross-linked for maximum axle articulation.

The characteristic Range Rover ride quality is refined through the fitment of low-hysteresis front air springs, which are able to absorb small irregularities more effectively. The springs use a thinner, suppler material, which is protected by a metal casing.



Vehicle shown right is Autobiography in Indus Silver.





ABOVE & BEYOND

> FIND A RETAILER

> BUILD YOUR OWN

OVERVIEW

SPECIFICATION



BODY AND CHASSIS

51

DESIGN

DRIVING TECHNOLOGY

FINISHING TOUCHES

ENGINES

BODY AND CHASSIS

DRIVING ASSISTANCE

ENVIRONMENTAL





ABOVE & BEYOND

> FIND A RETAILER

> BUILD YOUR OWN

OVERVIEW

SPECIFICATION

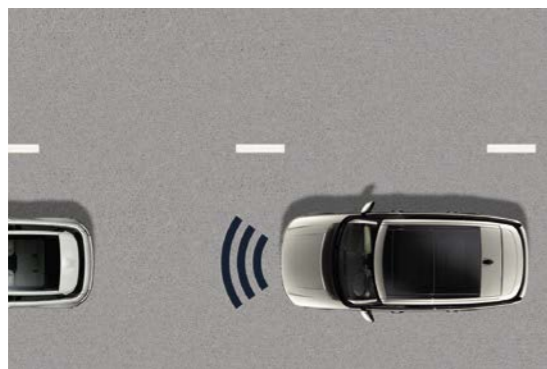
LAND ROVER TOUGHNESS AND DURABILITY

Range Rover is engineered to achieve exceptional durability and reliability. While the initial engineering and optimization is conducted almost exclusively using computer simulation, vehicle performance and robustness is verified through extensive physical testing, using both real world driving and research based procedures. Over 20,000 physical tests were completed across all components and systems, during 18 months of arduous tests in over 20 countries enduring extremes of climate and road surfaces.

ENGINEERED FOR MAXIMUM OCCUPANT PROTECTION


Range Rover meets and exceeds the most stringent global safety standards and has been awarded the maximum **five star safety rating from EURO NCAP** - the leading European vehicle safety testing organization. Its optimized aluminum body structure protects occupants using an incredibly strong and stable safety cell, which is complemented by comprehensive system of airbags* and restraints. The crash structure is extensively optimized using computer simulation tools, which allowed engineers to conduct a significant number of 'virtual' crash tests long before physical prototypes are available. Vehicle crash performance has been verified via a rigorous program of 70 full vehicle crash tests and over 20 sled tests.

DRIVING ASSISTANCE



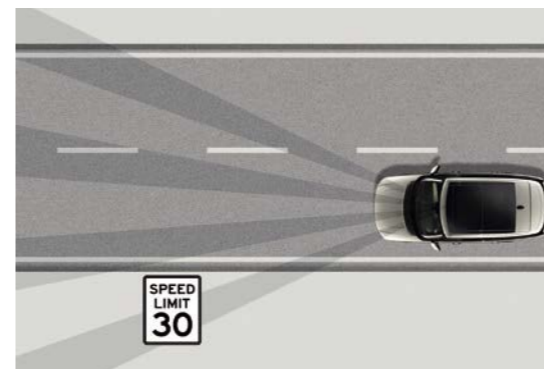
ADAPTIVE CRUISE CONTROL WITH QUEUE ASSIST

Adaptive Cruise Control (ACC)* is an optional system that helps maintain a pre-set gap from the vehicle in front, even if it changes speed. **Queue Assist*** extends the ACC functionality. It is designed to allow the vehicle to come to a stop when it reaches a traffic jam. (Included with Driver Assistance Package. Standard on Autobiography and SVAutobiography).



BLIND SPOT MONITORING WITH CLOSING VEHICLE SENSING

Using sensors mounted on the sides and the rear bumper, these optional systems* are designed to see what you might miss. When a vehicle enters a blind spot, an amber warning light shows in the corresponding door mirror. **Closing Vehicle Sensing** scans a zone much further behind the vehicle, to help detect vehicles which are closing quickly from behind, and which could cause a threat during a lane change maneuver.



TRAFFIC SIGN RECOGNITION

Traffic Sign Recognition** is an optional system that uses the forward facing camera to read speed limit signs and displays the identified speed limit on the instrument cluster. The system is capable of detecting variable speed limits and, where it exists, navigation data is used to increase its effectiveness. The feature can also display passing restrictions. (Included with Driver Assistance Package. Standard on Autobiography and SVAutobiography).



REVERSE TRAFFIC DETECTION

Using radar sensors in the rear of the vehicle, this optional system** is designed to warn you about potential collisions during reversing maneuvers. The system can help detect a vehicle approaching from either side. When a target vehicle with a credible 'time to collision' is detected (a collision within three seconds or less), the system alerts corresponding door mirror, an audible alert is sounded and a warning symbol is displayed on the camera screen. (Included with Driver Assistance Package. Standard on Autobiography and SVAutobiography).

*Please remember that the safety belts in a vehicle constitute the primary protection system for driver and passengers in collisions. Airbags are not designed to deploy in all collisions. The airbag Supplemental Restraint System (SRS) is a supplement to the safety belts and is designed to work as a system with the safety belts. Although airbags provide additional protection, airbags without safety belts do not provide optimal protection in a crash. Always wear your safety belts. Children younger than 13 years old should always be properly restrained in a back seat, away from airbags. Never place an infant seat in the front seat.
**These systems are not a substitute for driving safely with due care and attention, and will not function under all circumstances, speeds, weather and road conditions. The driver should not assume that these systems will correct errors of judgment in driving. Please consult the owner's manual or your local authorized Land Rover Retailer for further details.



ABOVE & BEYOND

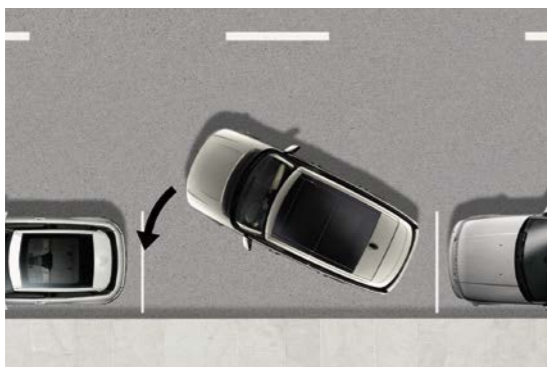
> FIND A RETAILER

> BUILD YOUR OWN

OVERVIEW

SPECIFICATION

The occupant safety package includes a comprehensive system of airbags and restraint systems including driver and passenger airbags, side curtain and thorax airbags and active front seat belts which are linked to the vehicle's emergency braking functions. Pedestrian safety has been given a very high priority, with a carefully optimized design for the front-end, bumpers, hood and cowl area to minimize potential injuries. Key measures include a raised hood surface, hood and bumper profiles optimized for energy absorption, along with the careful optimization of the coupling of surface parts with under-body structures to maximize energy absorption.



PARALLEL PARK

Using sensors, optional Parallel Park* identifies parking spaces and helps you parallel park in tight spots. The screen prompts you to select reverse and then automatically steers you into place. You stay in control using the brake and graphics guide you through each maneuver. This feature can be enhanced with the addition of Parking Exit, Perpendicular Parking and 360° Park Distance Control*. (Included with Driver Assistance Package. Standard on Autobiography and SVAutobiography).



360° PARK DISTANCE CONTROL

With virtual object tracking along the sides of the vehicle, the optional 360° Park Distance Control* gives confidence in confined situations, like parking garages at speeds up to 10mph. (Included with Driver Assistance Package. Standard on Autobiography and SVAutobiography).



ADAPTIVE XENON HEADLAMPS

Optional signature design LED lights combine distinctive design with highly practical capabilities: adaptive Xenon headlamps swivel to follow the road, while static bending lamps light the curbside area in tight bends to give the driver a greater sense of confidence during night-time driving. The system identifies the headlamps or tail lights of other vehicles so that low beam can be activated when required. Ambient lighting levels are also monitored so high beam is not used in built-up areas. (Included with Vision Assist Package. Standard on Autobiography and SVAutobiography).



ABOVE & BEYOND

> FIND A RETAILER

> BUILD YOUR OWN

OVERVIEW

SPECIFICATION



DESIGN

DRIVING TECHNOLOGY

FINISHING TOUCHES

ENGINES

BODY AND CHASSIS

DRIVING ASSISTANCE

ENVIRONMENTAL





ABOVE & BEYOND

> FIND A RETAILER

> BUILD YOUR OWN

OVERVIEW

SPECIFICATION



ENVIRONMENTAL

SUSTAINABILITY

EFFICIENCY DRIVES SUSTAINABILITY

Range Rover demonstrates the Land Rover commitment to enhancing the sustainability of its products and operations and its determination to deliver vehicles which are both relevant and highly desirable. With its lightweight aluminum structure and optimized powertrains Range Rover addresses the growing consumer need for more socially acceptable vehicles in a carbon-conscious world.

Its greener credentials stem from a comprehensive approach to reducing environmental impact throughout the life cycle of the vehicle; from development and manufacturing, to customer use and end-of-life.

SUSTAINABLE BY DESIGN, WITH LIFE CYCLE APPROACH

In order to minimize the vehicle's overall ecological impact, Range Rover is designed with a life cycle approach, aiming to minimize the environmental impact by considering the entire life cycle of the vehicle: from development and manufacturing, through customer use, to end-of-life recycling and re-use. Each element of the life cycle was analyzed with a view to consuming fewer natural resources, using more sustainable materials and minimizing the generation of waste. The development process has included a full life cycle assessment in line with ISO 14040/14044.

The Range Rover aluminum construction makes a major contribution to its reduced carbon footprint. Up to 75 percent of the aluminum material is sourced from recycled content, resulting in a significant saving of energy and CO₂ emissions. Recycled and renewable materials are used wherever possible in the Range Rover. High specification vehicles use up to 69lbs of recycled plastics, diverting over 9,722 tons of plastic from landfill during the carline's life. Natural and renewable materials, such as the luxurious leathers and veneers, represent 98lbs of each vehicle.

Bridge of Weir leather, produced using unique 'low carbon' manufacturing processes, adds further to the environmental credentials of the vehicle, while the real wood veneers are all sourced from sustainable forests.

INTELLIGENT STOP/START SYSTEM

To ensure the greatest possible fuel efficiency, all Range Rover powertrains incorporate low-CO₂ technologies such as the advanced intelligent Stop/Start system, which improves fuel consumption by between 5 and 7 percent. The system automatically shuts down the engine at rest and starts again as soon as you lift your foot off the brake. It features a **Tandem Solenoid Starter** with a dedicated secondary battery for instant restarting.

Vehicle shown left is HSE in Indus Silver.



ABOVE & BEYOND

> FIND A RETAILER

> BUILD YOUR OWN

OVERVIEW

SPECIFICATION

RANGE ROVER OFFERS AN EXCLUSIVE RANGE OF OPTIONS THAT ALLOW YOU TO PERSONALIZE YOUR VEHICLE.

The following pages take you through a logical series of steps to bring your individuality to life.

You can start with our online configurator at LandRoverUSA.com

58-59

1

**STEP 1
CHOOSE YOUR ENGINE**

You can select from an improved and powerful range of gasoline or diesel engines.

60-71

2

**STEP 2
CHOOSE YOUR MODEL**

Compare the standard and optional features on each model, with the additional choice of Standard or Long Wheelbase versions.



ABOVE & BEYOND

> FIND A RETAILER

> BUILD YOUR OWN

OVERVIEW

SPECIFICATION

72-73

3

**STEP 3
CHOOSE YOUR COLOR**

There is a wide range on offer to enable you to express yourself.

74-75

4

**STEP 4
CHOOSE YOUR WHEELS**

There is a range of styles, each one designed to complement the elegant exterior.

76-85

5

**STEP 5
CHOOSE YOUR INTERIOR**

Carefully selected colors complemented by wood veneers. You can personalize your own interior space.

86-91

6

**STEP 6
CHOOSE YOUR ACCESSORIES**

Additional accessories can enhance your personal style.

92-93

TECHNICAL DETAILS

All you need to know about dimensions, performance specifications and key data.



ABOVE & BEYOND

> FIND A RETAILER

> BUILD YOUR OWN

OVERVIEW

SPECIFICATION

1





ABOVE & BEYOND

> FIND A RETAILER

> BUILD YOUR OWN

OVERVIEW

SPECIFICATION

STEP 1
CHOOSE YOUR ENGINE

DRIVELINE, ENGINE PERFORMANCE AND FUEL ECONOMY

	DIESEL		GASOLINE		
	254 HP* Td6 TURBOCHARGED V6 AUTOMATIC	340 HP SUPERCHARGED V6 AUTOMATIC	380 HP SUPERCHARGED V6 AUTOMATIC	510 HP SUPERCHARGED V8 AUTOMATIC	550 HP SUPERCHARGED V8 (SVAUTOBIOGRAPHY) AUTOMATIC
Driveline	Four Wheel Drive (4WD)	Four Wheel Drive (4WD)	Four Wheel Drive (4WD)	Four Wheel Drive (4WD)	Four Wheel Drive (4WD)
Maximum power HP / rpm	254 / 3,500	340 / 6,500	380 / 6,500	510 / 6,000-6,500	550 / 6,000-6,500
Maximum torque lb-ft / rpm	443 / 2,000	332 / 3,500-5,000	332 / 3,500-5,000	461 / 2,500-5,500	502 / 3,500-4,000
Capacity (cc)	2,993	2,995	2,995	5,000	5,000
No. of cylinders	6	6	6	8	8
Cylinder layout	Longitudinal 60 Degree V6	Longitudinal 90 Degree V6	Longitudinal 90 Degree V6	Longitudinal 90 Degree V8	Longitudinal 90 Degree V8

MODELS BY ENGINE AND WHEELBASE

	RANGE ROVER	HSE	SUPERCHARGED	AUTOBIOGRAPHY	SVAUTOBIOGRAPHY
ENGINE					
254 HP* Td6 TURBOCHARGED 3.0L V6 (DIESEL)	■	■			
340 HP SUPERCHARGED 3.0L V6 (GASOLINE)	■				
380 HP SUPERCHARGED 3.0L V6 (GASOLINE)		■			
510 HP SUPERCHARGED 5.0L V8 (GASOLINE)			■	■	
550 HP SUPERCHARGED 5.0L V8 (GASOLINE)					■
WHEELBASE					
Standard Wheelbase	■	■	■	■	
Long Wheelbase			■	■	■

*Horsepower figure is Manufacturer's estimate.

Please contact your nearest Land Rover Retailer for further details. The figures provided are as a result of official manufacturer's tests in accordance with EU legislation.

A vehicle's actual fuel consumption may differ from that achieved in such tests and these figures are for comparative purposes only. Low fuel warning at 9 liters approximately.

Vehicle shown left is Autobiography in Aruba.

Visit LandRoverUSA.com for more information.

59

ENGINES

MODELS

COLORS

WHEELS

INTERIORS

ACCESSORIES

TECHNICAL DETAILS



ABOVE & BEYOND

> FIND A RETAILER

> BUILD YOUR OWN

OVERVIEW

SPECIFICATION

2

EACH MODEL HAS A CHOICE OF ENGINES AND DISTINCTIVE FEATURES.

This guide will help you to select your ideal Range Rover. On the following pages you'll see the standard features for each model.

RANGE ROVER



- 254 HP* Td6 Diesel or 340 HP Supercharged V6
- Grille in Dark Atlas
- Body colored vent blades and door handles
- Front bumper accents in Atlas
- 19 inch five split-spoke 'Style 501'
- Seats in Grained leather as standard.

HSE



- 254 HP* Td6 Diesel or 380 HP Supercharged V6
- Grille surround in Dark Atlas, grille mesh and ribs in Atlas
- Body colored vent blades and door handles
- Front bumper accents in Atlas
- 20 inch five split-spoke 'Style 502'
- Sliding panoramic roof
- Seats in Oxford leather as standard.

*Horsepower figure is Manufacturer's estimate.



ABOVE & BEYOND

> FIND A RETAILER

> BUILD YOUR OWN

OVERVIEW

SPECIFICATION

STEP 2
CHOOSE YOUR MODEL

SUPERCHARGED



- 510 HP Supercharged V8
- Grille surround in Dark Atlas, grille mesh and ribs in Atlas
- Body colored vent blades and door handles
- Front bumper accents in Atlas
- Santorini Black mirror caps on Long Wheelbase
- 21 inch ten-spoke 'Style 101'
- Seats in Oxford leather as standard.

AUTOBIOGRAPHY



- 510 HP Supercharged V8
- Grille surround in Dark Atlas, mesh in Atlas and ribs in Bright Chrome
- Vent blades and front bumper accents in Atlas
- Noble plated upper and lower door handles
- Santorini Black mirror caps on Long Wheelbase
- 21 inch ten-spoke 'Style 101' with Diamond Turned finish
- Seats in Semi-Aniline leather with contrast stitching as standard
- Autobiography badge on rear tailgate
- Autobiography lettering on tread plates
- Autobiography embossed script on center rear squab
- Leather headlining and steering wheel
- Noble plated gear paddles.

SVAUTOBIOGRAPHY



- 550 HP Supercharged V8
- Unique front grille, grille surround in Santorini Black, grille surround inner in Bright Chrome, grille mesh with Bright Chrome inserts, inner grille mesh in Graphite Atlas
- Vent blades and upper tailgate finisher in Atlas
- Bright Chrome upper and lower door handles
- Side graphic and bumper inserts in Bright Atlas or optional Graphite Atlas
- Unique Range Rover script with knurled finish and Bright Chrome surround
- Santorini Black mirror caps
- Brushed stainless lower tailgate closure / trim panel (between upper and lower tailgate)
- Unique SV Autobiography badge with Black enamel background
- Signature LED rear lamps
- 21 inch seven-spoke 'Style 706' with High Gloss Polished Finish
- Illuminated aluminum treadplates with unique Autobiography lettering
- Unique seat design and stitch pattern with perforated Semi-Aniline leather
- Leather perforated headlining
- Enhanced rear seat center console design with additional stowage
- Power deployable tables finished with Ebony leather.

Visit LandRoverUSA.com for more information.



ABOVE & BEYOND

> FIND A RETAILER

> BUILD YOUR OWN

OVERVIEW

SPECIFICATION

STANDARD AND OPTIONAL FEATURES

Engine Transmission, Suspension and Driving Dynamics

	OPTION CODE	RANGE ROVER	HSE	SUPERCHARGED	AUTOBIOGRAPHY	SVAUTOBIOGRAPHY
Diesel misfueling protection device (1)		■	■	-	-	-
Eight-speed automatic transmission		■	■	■	■	■
Active vanes (1)		■	■	■	■	■
Two speed low-range transfer case		■	■	■	■	■
Permanent four-wheel drive (4WD)		■	■	■	■	■
Adaptive Dynamics*		■	■	■	■	■
Intelligent Stop/Start system		■	■	■	■	■
Cornering Brake Control (CBC)*		■	■	■	■	■
Rotary Drive Selector		■	■	■	■	■
Dynamic Stability Control (DSC)*		■	■	■	■	■
Terrain Response®*		■	■	-	-	-
Terrain Response® 2*	088IA	□ ¹	□ ¹	■	■	■
All-Terrain Progress Control (2)*	095CB	□ ¹	□ ¹	□ ¹	■	■
Dynamic Response (3)*		-	-	■	■	■
Active rear locking differential*	027DB	-	-	□ ¹	■	■
Electric Parking Brake		■	■	■	■	■
Electronic air suspension (with variable ride height)		■	■	■	■	■
Electronic Brake-force Distribution (EBD)*		■	■	■	■	■
Electronic cross-linked air suspension with automatic load leveling and multiple modes, access, normal, off-road, extended height		■	■	■	■	■
Electronic Power Assisted Steering (EPAS)*		■	■	■	■	■
Electronic stability program		■	■	■	■	■
Electronic Traction Control (ETC)*		■	■	■	■	■
Emergency Brake Assist (EBA)*		■	■	■	■	■
Hill Descent Control (HDC®)*		■	■	■	■	■
Roll Stability Control (RSC)*		■	■	■	■	■
Reactive grounding response		■	■	■	■	■
Trailer stability assist*		■	■	■	■	■
Upgraded Brake Calipers (4)		-	■	■	■	■

■ Standard □ Optional - Not Available □¹ Available as part of Option package Δ No Cost Option

*These systems are not a substitute for driving safely with due care and attention, and will not function under all circumstances, speeds, weather and road conditions.

The driver should not assume that these systems will correct errors of judgment in driving. Please consult your vehicle's owner's manual or your local authorized Land Rover Retailer for further details.

(1) Only available on Td6 (2) Only available with Terrain Response® 2 (3) Only available on V8 Supercharged (4) Not available on Td6.



ABOVE & BEYOND

> FIND A RETAILER

> BUILD YOUR OWN

OVERVIEW

SPECIFICATION

STEP 2
CHOOSE YOUR MODEL

Exterior Features and Finishers

	OPTION CODE	RANGE ROVER	HSE	SUPERCHARGED	AUTOBIOGRAPHY	SVAUTOBIOGRAPHY
ROOF AND EXTERIOR STYLING						
Twin tailpipes		■	■	■	■	■
Metal roof	041CY	■	-	-	-	-
Fixed panoramic roof (including power blind)	041CX	□	△	△	△	△
Sliding panoramic roof (including power blind)	041CZ	□	■	■	■	■
Body colored roof		■	■	■	■	■
Contrast roof – Indus Silver	080AD	□	□	□	□	□
Contrast roof – Santorini Black	080AN	□	□	□	□	□
GLASS AND EXTERIOR MIRRORS						
Acoustic laminated, heated front windshield		■	■	■	■	■
Adjustable, heated, power fold exterior mirrors with approach lamps (approach lamps include illuminated Range Rover graphic)		■	-	-	-	-
Auto-dimming exterior mirrors (approach lamps include illuminated Range Rover graphic)	031EB	□ ⁽¹⁾	■	■	■	■
Heated wiper park position (manual lift away from screen)		■	■	■	■	■
Rain sensing windshield wipers		■	■	■	■	■
Solar attenuating glass and privacy glass (Standard Wheelbase)		■	■	■	■	-
Solar attenuating glass and privacy glass (Long Wheelbase)		-	-	■	■	■
Privacy glass		■	■	■	■	■
Non-heated windshield	040AJ	△	△	△	△	△

*These systems are not a substitute for driving safely with due care and attention, and will not function under all circumstances, speeds, weather and road conditions. The driver should not assume that these systems will correct errors of judgment in driving. Please consult the owner's manual or your local authorized Land Rover Retailer for further details.
 (1) Only available on Td6 (2) Only available with Terrain Response® 2 (3) Only available on V8 Supercharged (4) Not available on Td6.

Visit LandRoverUSA.com for more information.



ABOVE & BEYOND

> FIND A RETAILER

> BUILD YOUR OWN

OVERVIEW

SPECIFICATION

STANDARD AND OPTIONAL FEATURES

Exterior Features and Finishers (continued)

	OPTION CODE	RANGE ROVER	HSE	SUPERCHARGED	AUTOBIOGRAPHY	SVAUTOBIOGRAPHY
HEADLAMPS AND LIGHTING						
Fog lamps	064AP	□ [†]	□ [†]	■	■	■
Automatic headlamps		■	■	■	■	■
Xenon headlamps with signature lighting (includes headlamp powerwash)*		■	■	■	-	-
Adaptive Xenon headlamps with signature lighting (includes headlamp powerwash)*	064DI	□	□	■	■	■
Automatic headlamps with High Beam Assist (AHBA)*	030NT	□ [†]	□ [†]	□ [†]	■	■
Daytime running lights (DRLs)		■	■	■	■	■
Follow-me-home lighting		■	■	■	■	■
LED rear lamps		■	■	■	■	-
Signature LED rear lamps		-	-	-	-	■
PAINT						
Solid paint	024BC	Δ	Δ	Δ	Δ	Δ
Metallic paint		■	■	■	■	■
Premium metallic paint	024BR	□	□	□	□	Δ
Duo Tone Paint	005CQ	-	-	-	-	□
TOWING						
6,614lbs towing capacity		-	-	-	-	■
7,716lbs towing capacity		■	■	■	■	-
Towing Receiver (includes electrics)	028EJ	□ [†]	□ [†]	□ [†]	■	■
Front and rear recovery hooks		■	■	■	■	■

■ Standard □ Optional - Not Available □[†] Available as part of Option package Δ No Cost Option



ABOVE & BEYOND

> FIND A RETAILER

> BUILD YOUR OWN

OVERVIEW

SPECIFICATION

STEP 2
CHOOSE YOUR MODEL

Exterior Features and Finishers (continued)

	OPTION CODE	RANGE ROVER	HSE	SUPERCHARGED	AUTOBIOGRAPHY	SVAUTOBIOGRAPHY
WHEELS AND WHEEL OPTIONS						
19 inch five split-spoke 'Style 501' (1)	029SA	■	△	-	-	-
20 inch five split-spoke 'Style 502'		-	■	-	-	-
20 inch five split-spoke 'Style 502' with Shadow Chrome finish	029SC	□	-	-	-	-
21 inch ten-spoke 'Style 101'		-	-	■	-	-
21 inch ten-spoke 'Style 101' with Diamond Turned finish	029SE	-	-	-	■	△
21 inch seven-spoke 'Style 706' with High Gloss Polished finish		-	-	-	-	■
22 inch five split-spoke 'Style 504'	029SF	-	□	□	□	△
22 inch seven split-spoke 'Style 707' with Diamond Turned finish	029SG	-	-	□	□	△
22 inch seven-spoke 'Style 708'	029SK	-	-	□	□	△
22 inch six-spoke 'Style 601' with Diamond Turned finish	029SH	-	-	-	□	△
22 inch seven-spoke 'Style 706' with High Gloss Polished finish	029SX	-	-	-	-	△
Reduced section spare wheel		■	■	■	-	-
Full size spare wheel	050AQ	□ ¹	□ ¹	□ ¹	■	■
Tire Pressure Monitoring System (TPMS)		■	■	■	■	■

*These features are not a substitute for driving safely with due care and attention, and will not function under all circumstances, speeds, weather and road conditions. The driver should not assume that these features will correct errors of judgment in driving. Please consult the owner's manual or your local authorized Land Rover Retailer for further details.
 (1) Only available on Td6 and 340 HP Supercharged V6.



ABOVE & BEYOND

> FIND A RETAILER

> BUILD YOUR OWN

OVERVIEW

SPECIFICATION

STANDARD AND OPTIONAL FEATURES

Seating, Interior Features and Trim

	OPTION CODE	RANGE ROVER	HSE	SUPERCHARGED	AUTOBIOGRAPHY	SVAUTOBIOGRAPHY
SEATING						
LATCH/ISOFIX seat anchors		■	■	■	■	■
Driver and passenger front seat armrests		■	■	■	■	■
Rear bench seat with pass through		■	■	■	■	-
Heated front seats		■	■	■	■	■
Front row leather-covered seat-back pockets		■	■	■	■	■
Front row carpet-covered seat-back pockets with leather edge (1)	033MM	-	-	-	-	Δ
Embossed Autobiography script on the center rear backrest		-	-	-	■	-
Grained leather seat – 12-way driver and passenger front seats (consists of 10-way power adjustable front seats, fore and aft, cushion height and tilt, recline, two-way lumbar and two-way manual headrest height), rear manual recline		■	-	-	-	-
Oxford leather seat – 18-way driver and passenger front seats (consists of 14-way power adjustable front seats, fore and aft, cushion height and tilt, recline, four-way lumbar, adjustable bolsters, two-way manual headrest height and tilt), also fitted with climate front seats and heated rear seats, driver and passenger memory and rear bench seat with pass through and rear manual recline		-	■	■	-	-
Oxford leather seat – 18-way driver and passenger front seats (consists of 14-way power adjustable seats, fore and aft, cushion height, recline, four-way lumbar and height, cushion tilt, four-way manual headrest height and tilt and adjustable bolsters), also fitted with climate front and rear seats, massage front seats, driver and passenger memory, passenger seat away and rear bench seat with pass through and rear manual recline	033SF	-	□ [†]	□ [†]	-	-
Semi-Aniline leather seat – 20-way driver and passenger front seats (consists of 18-way power adjustable seats, fore and aft, cushion height, recline, four-way lumbar height, cushion tilt, cushion extension, adjustable bolsters, power adjustable headrest height, two-way manual headrest tilt and manual winged headrests), also fitted with front climate seats and heated rear seats, driver and passenger memory, passenger seat away and rear bench seat with pass through with power recline (2)		-	-	-	■	-
Semi-Aniline leather Rear Executive seat – 22-way driver and passenger front seats (consists of 18-way power adjustable seats, fore and aft, cushion height, recline, four-way lumbar height, cushion tilt, cushion extension, adjustable bolsters, power adjustable headrest height, two-way manual headrest tilt and manual winged headrests), also fitted with front and rear climate seats, driver and passenger memory, passenger seat away, rear seat massage lumbar and Rear Executive Class seating with power recline (2) (3)	033SP	-	-	-	Δ	-
Semi-Aniline leather Rear Executive seat – 22-way driver and passenger front seat (consists of 18-way power adjustable seats, fore and aft, cushion height, recline, four-way lumbar height, cushion tilt, cushion extension, adjustable bolsters, power adjustable headrest height and two-way manual headrest tilt and manual front and rear winged headrest), also fitted with front and rear climate seats, massage front seats, driver and passenger memory, passenger seat away and Rear Executive Class seating with rear seat massage lumbar, rear power recline and ski hatch (3)		-	-	-	-	■

■ Standard □ Optional – Not Available □[†] Available as part of Option package Δ No Cost Option



ABOVE & BEYOND

> FIND A RETAILER

> BUILD YOUR OWN

OVERVIEW

SPECIFICATION

STEP 2
CHOOSE YOUR MODEL

Seating, Interior Features and Trim (continued)

	OPTION CODE	RANGE ROVER	HSE	SUPERCHARGED	AUTOBIOGRAPHY	SVAUTOBIOGRAPHY
SEATING (CONTINUED)						
Semi-Aniline leather Rear Executive seat – 22-way driver and passenger front seats (consists of 20-way power adjustable seats, fore and aft, cushion height, recline, four-way lumbar height, cushion tilt, cushion extension, adjustable bolsters, power adjustable headrest height, two-way manual headrest tilt, manual winged headrests and electric upper seat articulation), also fitted with front and rear climate seats, driver and passenger memory, passenger seat away, front and rear seat massage lumbar and Rear Executive Class seating with power recline (1)	033TN	-	-	-	Δ	-
Semi-Aniline leather Rear Executive seat – 24-way driver and passenger front seat (consists of 20-way power adjustable seats, fore and aft, cushion height, recline, four-way lumbar height, cushion tilt, cushion extension, adjustable bolsters, upper seat articulation, power adjustable headrest height and two-way manual headrest tilt and manual front and rear winged headrest), also fitted with front and rear climate seats, massage front seats, driver and passenger memory, passenger seat away and Rear Executive Class seating with rear seat massage lumbar, extended rear power recline, ski hatch and rear calf rest (1) (5)		-	-	-	-	

(1) Long Wheelbase only (2) Not available on Autobiography Long Wheelbase (3) Not available on Long Wheelbase (4) Fitted with front and rear carpet mats with contrast edge and metal corners (5) Calf rest fitted to rear passenger side (6) Only available with Rear Seat Entertainment.

Visit LandRoverUSA.com for more information.



ABOVE & BEYOND

> FIND A RETAILER

> BUILD YOUR OWN

OVERVIEW

SPECIFICATION

STANDARD AND OPTIONAL FEATURES

Seating, Interior Features and Trim (continued)

	OPTION CODE	RANGE ROVER	HSE	SUPERCHARGED	AUTOBIOGRAPHY	SVAUTOBIOGRAPHY
STEERING WHEEL						
Heated leather steering wheel with steering wheel controls	032DV	■	■	■	■	△
Heated wood and leather steering wheel	032DR	□	□	□	△	■
Noble plated gear paddles		-	-	-	■	■
INTERIOR FINISHERS						
Figured Macassar Wood Veneer		■	■	■	■	■
Grand Black Wood Veneer	088EH	□	△	△	△	△
Shadow Walnut Wood Veneer	088HF	-	□	□	△	△
HEADLINING						
Morzine headlining (Cirrus and Ivory)		■	■	■	-	-
Morzine headlining (Ebony)	005BJ	□	□	□	-	-
Alston headlining (Cirrus, Ivory or Ebony) (1)	088HE	□	□	□	■	-
Leather headlining (2)	088FE	-	-	-	△	-
Perforated leather headlining		-	-	-	-	■

■ Standard □ Optional - Not Available □ Available as part of Option package △ No Cost Option



ABOVE & BEYOND

> FIND A RETAILER

> BUILD YOUR OWN

OVERVIEW

SPECIFICATION

STEP 2
CHOOSE YOUR MODEL

Seating, Interior Features and Trim (continued)

	OPTION CODE	RANGE ROVER	HSE	SUPERCHARGED	AUTOBIOGRAPHY	SVAUTOBIOGRAPHY
INTERIOR FEATURES						
Auto-dimming interior mirror		■	■	■	■	■
Three-zone climate control		■	■	■	-	-
Four-zone climate control	022BG/022BL	-	□ ¹	□ ¹	■	■
Driver and passenger single blade sunvisor with illuminated vanity mirror		■	-	-	-	-
Driver and passenger twin blade sunvisor with illuminated vanity mirror	115AP	-	■	■	■	■
Front center console cooler compartment	038EA	-	□ ¹	□ ¹	■	■
Rear center console cooler compartment (3)	038FB	-	-	-	Δ	-
Rear center console with bottle chiller		-	-	-	-	■
Interior mood lighting		■	■	-	-	-
Configurable mood lighting	064FM	□ ¹	□ ¹	□ ¹	■	-
Smokers' pack (front cigar lighter)	094AA	Δ	Δ	Δ	Δ	Δ
Non-smokers' pack (storage bin in lieu of ash tray)		■	■	■	■	■
Front and rear carpet mats	079AJ	■	■	■	-	-
Front and rear carpet mats with contrast edge and metal corners	079BO	-	-	-	■	■
Rear footrest		-	-	-	-	■
Bright pedals	051AJ	■	-	■	■	■
Aluminum treadplates with Range Rover lettering		-	■	■	-	-
Illuminated aluminum treadplates with Autobiography lettering		-	-	-	■	-
Illuminated aluminum treadplates with unique Autobiography lettering		-	-	-	-	■
Rear window powered sun blinds (4)		-	-	■	■	■
Deployable tables with leather finish		-	-	-	-	■
Deployable tables with wood finish	038GD	-	-	-	-	Δ
SAFETY AND SECURITY						
Volumetric alarm (includes battery back up sounder)		■	■	■	■	■
Active Speed Limiter (ASL)*		■	■	■	■	■
Driver and passenger airbags (side, seat-front, thorax and pelvis)**		■	■	■	■	■
Hazard lights under heavy braking		■	■	■	■	■
Power operated child locks		■	■	■	■	■
Single point entry, customer configurable		■	■	■	■	■

*These systems are not a substitute for driving safely with due care and attention and will not function under all circumstances, speeds, weather and road conditions, etc. Driver should not assume that these systems will correct errors of judgment in driving. Please consult the owner's manual or your local Land Rover Retailer for more details.

**Please remember that the safety belts in a vehicle constitute the primary protection system for driver and passengers in collisions. Airbags are not designed to deploy in all collisions. The airbag Supplemental Restraint System (SRS) is a supplement to the safety belts and is designed to work as a system with the safety belts. Although airbags provide additional protection, airbags without safety belts do not provide optimal protection in a crash. Always wear your safety belts. Children younger than 13 years old should always be properly restrained in a back seat, away from airbags. Never place an infant seat in the front seat.

(1) Only available with twin blade sunvisor (2) Only available with sliding panoramic roof (3) Available as an option with Rear Executive Class seating (4) Only available on Long Wheelbase.

Visit LandRoverUSA.com for more information.



ABOVE & BEYOND

> FIND A RETAILER

> BUILD YOUR OWN

OVERVIEW

SPECIFICATION

STANDARD AND OPTIONAL FEATURES

Convenience and Luggage Compartment Features

	OPTION CODE	RANGE ROVER	HSE	SUPERCHARGED	AUTOBIOGRAPHY	SVAUTOBIOGRAPHY
CONVENIENCE FEATURES						
Cruise Control		■	■	■	■	■
Front visual display		■	■	■	■	■
Front and rear park distance sensors with visual display*		■	■	■	■	■
Park Assist – Parallel Parking / Parking Exit / Perpendicular Parking / 360° Park Distance Control*	086HA	□†	□†	□†	■	■
Traffic Sign Recognition with Lane Departure Warning*	086DB	□†	□†	□†	■	■
Rear view camera*		■	■	■	■	■
Surround camera system*	086GC	□†	□†	□†	■	■
Blind Spot Monitor with Closing Vehicle Sensing and Reverse Traffic Detection*	086GF	□†	□†	□†	■	■
HomeLink®		■	■	■	■	■
Adaptive Cruise Control with Queue Assist and Intelligent Emergency Braking*	065AG	□	□	□	■	■
Soft door close	076FC	□†	■	■	■	■
Keyless entry	066AC	■	■	■	■	■
Gesture Tailgate	070BA	■	■	■	■	■
LUGGAGE COMPARTMENT FEATURES						
Luggage compartment rails and lockable cross beam	135AH	-	-	-	■	■
Luggage compartment anchor points		■	■	■	■	■
Figured Macassar Luggage compartment floor (1)	079CH	-	-	-	-	□†
Shadow Walnut Luggage compartment floor (2)	079CJ	-	-	-	-	□†

Information, Communication and Entertainment

	OPTION CODE	RANGE ROVER	HSE	SUPERCHARGED	AUTOBIOGRAPHY	SVAUTOBIOGRAPHY
Meridian™ surround sound audio system (380W)		■	■	■	-	-
Meridian™ surround sound audio system (825W)	025LN	□	□	□	-	-
Meridian™ Signature Reference audio system (1700W)		-	-	-	■	■
Eight-inch Touch-screen**		■	■	■	■	■
SiriusXM® Satellite Radio and HD Radio™		■	■	■	■	■
InControl® Apps™		■	■	■	■	■
InControl Protect™		■	■	■	■	■
InControl Remote™		■	■	■	■	■
InControl Wi-Fi™	025RB	□†	□†	□†	■	■

■ Standard □ Optional - Not Available □† Available as part of Option package Δ No Cost Option



ABOVE & BEYOND

> FIND A RETAILER

> BUILD YOUR OWN

OVERVIEW

SPECIFICATION

STEP 2
CHOOSE YOUR MODEL

Information, Communication and Entertainment (continued)

	OPTION CODE	RANGE ROVER	HSE	SUPERCHARGED	AUTOBIOGRAPHY	SVAUTOBIOGRAPHY
Full TFT / LCD instrument cluster		■	■	■	■	■
Hard Disk Drive (HDD) navigation system**		■	■	■	■	■
Off-road navigation**		■	■	■	■	■
TMC (Dynamic Route Guidance)		■	■	■	■	■
USB sockets		■	■	■	■	■
Voice Control – 'Say What You See' intuitive voice control (SWYS)**		■	■	■	■	■
Bluetooth® phone connection and audio streaming**		■	■	■	■	■
Head Up Display (HUD)*	039IB	□†	□†	□†	■	■
Rear seat entertainment system with remote control and front and rear winged headrest with eight-inch screens (includes two sets of wireless headphones) (Standard Wheelbase) (3) (4)	129AH	□	□†	□†	■	■
Rear seat entertainment system with remote control and front and rear winged headrest with 10.2 inch screens (includes two sets of wireless headphones) (Long Wheelbase)	129AQ	–	–	–	■	■

Option Packs

	OPTION CODE	RANGE ROVER	HSE	SUPERCHARGED	AUTOBIOGRAPHY	SVAUTOBIOGRAPHY
Vision Assist Pack – consists of auto-dimming mirrors (standard on HSE), blind spot monitor, closing vehicle sensing and reverse traffic detection, adaptive Xenon headlamps, automatic headlamps with High Beam Assist, front fog lamps, Terrain Response® 2, customer configurable interior mood lighting, surround camera system and All Terrain Progress Control*	041CB	□	□	–	–	–
Vision Assist Pack – consists of blind spot monitor, closing vehicle sensing and reverse traffic detection, adaptive Xenon headlamps, automatic headlamps with High Beam Assist, customer configurable interior mood lighting, surround camera system and All Terrain Progress Control*	041CB	–	–	□	–	–
Four-zone Climate Comfort Pack – includes rear climate seats, passenger seat away and passenger memory, front massage seats, four-way rear seat power lumbar, front center console cooler compartment and four-zone climate control.	033KL	–	□	□	–	–
Tow Pack – consists of full size spare wheel, receiver (includes electrics), active rear locking differential (5)	028FA	□	□	□	–	–
Driver Assistance Pack – consists of traffic sign recognition with lane departure warning, Park Assist* (includes Parallel Parking, Parking Exit, Perpendicular parking, 360° Park Distance Control), Head Up Display, InControl WiFi™ and soft door close (Standard on HSE and Supercharged) (6)	074OK	□	□	□	–	–

*These systems are not a substitute for driving safely with due care and attention and will not function under all circumstances, speeds, weather and road conditions, etc. Driver should not assume that these systems will correct errors of judgment in driving. Please consult the owner's manual or your local Land Rover Retailer for more details.

**Driving while distracted can result in loss of vehicle control. Do not operate, adjust or view the navigation or multimedia systems under conditions that will affect your safety or the safety of others. Only use mobile phones, and other devices, even with voice commands, when it is safe to do so.

A 3-month trial subscription to the Sirius All Access package is included with the vehicle, which gives you access to 150+ channels of premium programming. Plus you can stream SiriusXM on your computer, smartphone or tablet – it's included in your trial. If you decide to continue service after your trial, the subscription plan you choose will automatically renew thereafter and you will be charged according to your chosen payment method at then-current rates. Fees and taxes apply. To cancel you must call SiriusXM at 1-866-635-2349. See the SiriusXM Customer Agreement for complete terms at siriusxm.com. All fees and programming are subject to change. SiriusXM Satellite Radio is not available in Alaska or Hawaii.

(1) Only available with Figured Macassar Wood Veneer or Grand Black Wood Veneer (2) Only available with Shadow Walnut Wood Veneer or Grand Black Wood Veneer (3) Not available with Rear Executive Class Seating

(4) Rear winged headrests not available on Range Rover (5) Active rear locking differential only available on Supercharged (6) Requires Vision Assist Pack.

Visit LandRoverUSA.com for more information.



ABOVE & BEYOND

> FIND A RETAILER

> BUILD YOUR OWN

OVERVIEW

SPECIFICATION

3

Body and Roof Color

Now you have chosen your model, you can select your exterior color. For the ultimate choice, the Range Rover Autobiography and SVAutobiography color palette

includes additional options, such as premium metallics, chromaflair and Duo Tone Paints. Visit LandRoverUSA.com or contact your Land Rover Retailer for more information.

Yulong White*
(Metallic)



Fuji White
(Solid)




Aleutian Silver**
(Metallic)



Indus Silver*
(Metallic)



Aruba*
(Premium Metallic)



Scotia Grey
(Metallic)



Kaikoura Stone*
(Metallic)

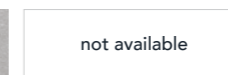
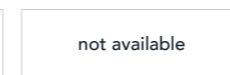
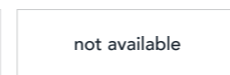
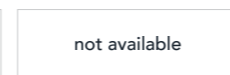
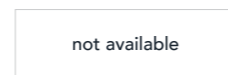
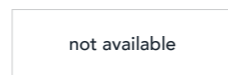


Corris Grey*
(Metallic)



Optional Roof Color

Contrast Indus Silver



Contrast Santorini Black



*Available as Duo Tone Paint on SVAutobiography with Santorini Black top **Not available from October 2015.



ABOVE & BEYOND

> FIND A RETAILER

> BUILD YOUR OWN

OVERVIEW

SPECIFICATION

STEP 3
CHOOSE YOUR COLOUR

Firenze Red
(Metallic)




Montalcino Red*
(Metallic)




Aintree Green*
(Metallic)




Loire Blue*
(Metallic)




Mariana Black
(Premium Metallic)



Santorini Black
(Metallic)



Waitomo Grey*
(Premium Metallic)



Barolo Black
(Premium Metallic)




Carpathian Grey
(Premium Metallic)

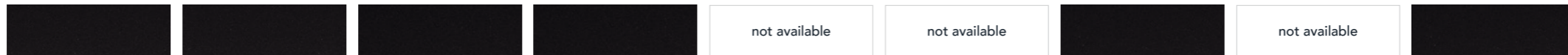


Optional Roof Color

Contrast Indus Silver



Contrast Santorini Black



For full details of color options available on Autobiography and SVAutobiography models, please contact your local Land Rover Retailer.

Visit LandRoverUSA.com for more information.



ABOVE & BEYOND

> FIND A RETAILER

> BUILD YOUR OWN

OVERVIEW

SPECIFICATION

4



19 INCH FIVE SPLIT-SPOKE 'STYLE 501'



20 INCH FIVE SPLIT-SPOKE 'STYLE 502'



20 INCH FIVE SPLIT-SPOKE 'STYLE 502' WITH SHADOW CHROME FINISH



21 INCH TEN-SPOKE 'STYLE 101'



21 INCH SEVEN-SPOKE 'STYLE 706' WITH HIGH GLOSS POLISHED FINISH



21 INCH TEN-SPOKE 'STYLE 101' WITH DIAMOND TURNED FINISH

	OPTION CODE	RANGE ROVER	HSE	SUPERCHARGED	AUTOBIOGRAPHY	SVAUTOBIOGRAPHY
WHEELS						
19 inch five split-spoke 'Style 501' (1)	029SA	■	△	-	-	-
20 inch five split-spoke 'Style 502'		-	■	-	-	-
20 inch five split-spoke 'Style 502' with Shadow Chrome finish	029SC	□	-	-	-	-
21 inch ten-spoke 'Style 101'	029SD	-	-	■	-	-
21 inch seven-spoke 'Style 706' with High Gloss Polished finish		-	-	-	-	■
21 inch ten-spoke 'Style 101' with Diamond Turned finish	029SE	□	-	-	■	△

■ Standard □ Optional - Not Available □ Available as part of Option package △ No Cost Option

(1) Only available on Td6 and 340 HP Supercharged V6



ABOVE & BEYOND

> FIND A RETAILER

> BUILD YOUR OWN

OVERVIEW

SPECIFICATION

STEP 4
CHOOSE YOUR WHEELS



22 INCH FIVE SPLIT-SPOKE
'STYLE 504'



22 INCH SEVEN SPLIT-SPOKE
'STYLE 707'
WITH DIAMOND TURNED FINISH



22 INCH SEVEN-SPOKE
'STYLE 708'



22 INCH SIX-SPOKE
'STYLE 601'
WITH DIAMOND TURNED FINISH



22 INCH SEVEN-SPOKE
'STYLE 706'
WITH HIGH GLOSS POLISHED FINISH

	OPTION CODE	RANGE ROVER	HSE	SUPERCHARGED	AUTOBIOGRAPHY	SVAUTOBIOGRAPHY
WHEELS						
22 inch five split-spoke 'Style 504'	029SF	-	□	□	□	△
22 inch seven split-spoke 'Style 707' with Diamond Turned finish	029SG	-	-	□	□	△
22 inch seven-spoke 'Style 708'	029SK	-	-	□	□	△
22 inch six-spoke 'Style 601' with Diamond Turned finish	029SH	-	-	-	□	△
22 inch seven-spoke 'Style 706' with High Gloss Polished finish	029SX	-	-	-	-	△

Please note: if 22 inch wheels are fitted ride and road noise will be degraded on some coarser road surfaces, conversely steering and handling will be slightly improved on faster roads.

Visit LandRoverUSA.com for more information.



ABOVE & BEYOND

> FIND A RETAILER

> BUILD YOUR OWN

OVERVIEW

SPECIFICATION

5

CHOOSE YOUR SEAT CONFIGURATION



Bench seat

The leather bench seat can accommodate up to three passengers and is available with manual or power recline.

The center seat folds flat to reveal the rear seat cupholders.

For extended load capacity all of the rear seats will fold flat. Additionally this can be operated electronically by the touch of a button in the luggage compartment for seats specified with power recline.

Available on Standard Wheelbase and Long Wheelbase variants. Not available on SVAutobiography.





ABOVE & BEYOND

> FIND A RETAILER

> BUILD YOUR OWN

OVERVIEW

SPECIFICATION

STEP 5
CHOOSE YOUR INTERIOR



Rear Executive Class seats

For the ultimate in rear seat luxury, the Rear Executive Class seating option provides supreme comfort and convenience, with two individual rear seats and the full extended center console finished in the finest veneer. Seat functionality includes memory, power recline and a three-mode massage feature.

The option of a Long Wheelbase adds seven inches in the second row of seats and has the additional benefit of providing rear passengers with a recline of some 17 degrees. Available on Supercharged, Autobiography and standard on SVAutobiography models.

Visit LandRoverUSA.com to configure your vehicle online.



ABOVE & BEYOND

> FIND A RETAILER

> BUILD YOUR OWN

OVERVIEW

SPECIFICATION

CHOOSE YOUR INTERIOR COLOR COMBINATIONS

Now you have chosen your model, you can use this table to select the perfect combination of interior color, exterior color and wood veneers.

	(A)	(B)	(C)	(D)	(E)	(F)	(G)
COLORWAYS	EBONY/ EBONY (page 81)	ESPRESSO/ALMOND (page 81)	EBONY/CIRRUS (page 82)	ESPRESSO/IVORY (page 82)	EBONY/IVORY (page 83)	NAVY/CIRRUS (page 83)	EBONY/ TAN (page 82)
INTERIOR COLOR							
Seat color	Ebony	Almond Espresso	Cirrus Ebony	Ivory Espresso	Ivory Ebony	Cirrus Navy	Tan
Carpet	Ebony	Almond	Ebony	Espresso	Ebony	Navy	Ebony
MODEL							
Range Rover (Grained leather)	o	o	-	o	-	-	-
HSE (Oxford leather)	o	o	o	o	o	o	-
Supercharged (Semi-Aniline leather)	o	o	o	o	o	o	o
Autobiography (Semi-Aniline leather)	o	o	o	o	o	o	o
SVAutobiography (Perforated Semi-Aniline leather)	-	-	-	-	-	-	-
INTERIOR FINISHERS							
Grand Black Wood Veneer	o	-	-	▲	▲	-	-
Figured Macassar Wood Veneer	o	▲	▲	o	o	▲	▲
Shadow Walnut Wood Veneer	o	o	o	o	o	▲	▲
EXTERIOR COLOR							
Yulong White	o	o	o	▲	▲	o	o
Fuji White	o	o	o	o	o	o	▲
Aleutian Silver*	o	o	o	▲	o	o	▲
Indus Silver	▲	o	o	▲	o	o	▲
Aruba	o	o	o	o	▲	o	o
Scotia Grey	o	o	o	o	o	o	o
Corris Grey	▲	o	o	▲	o	o	o
Kaikoura Stone	o	o	▲	o	o	▲	o
Firenze Red	o	o	o	o	o	o	▲
Montalcino Red	o	o	o	o	o	o	o
Aintree Green	o	o	o	o	o	▲	o
Loire Blue	o	o	o	o	o	o	▲
Mariana Black	o	o	o	o	o	o	▲
Santorini Black	o	o	o	▲	o	o	▲
Waitomo Grey	o	▲	▲	o	o	▲	o
Carpathian Grey	▲	o	o	▲	o	o	▲
Barolo Black	o	o	o	o	o	o	▲

▲ Combination is Designer's Choice o Combination is Available - Not Available



ABOVE & BEYOND

> FIND A RETAILER

> BUILD YOUR OWN

OVERVIEW

SPECIFICATION

STEP 5
CHOOSE YOUR INTERIOR

COLORWAYS	H		I		J	EXCLUSIVE TO SVAUTOBIOGRAPHY			
	BROGUE/IVORY (page 82)		DARK CHERRY/IVORY (page 83)		EBONY/ PIMENTO (page 83)	DARK CHERRY/ IVORY** (page 84)	ESPRESSO/ TAN (page 84)	EBONY/ LUNAR (page 84)	LUNAR/ CIRRUS (page 84)
INTERIOR COLOR									
Seat color	Ivory	Brogue	Ivory	Dark Cherry	Pimento	Dark Cherry/Ivory	Tan	Ebony	Cirrus
Carpet	Espresso		Dark Cherry		Ebony	Dark Cherry	Espresso	Lunar	Lunar
MODEL									
Range Rover (Grained leather)	-	-	-	-	-	-	-	-	-
HSE (Oxford leather)	-	-	-	-	-	-	-	-	-
Supercharged (Semi-Aniline leather)	-	-	-	-	-	-	-	-	-
Autobiography (Semi-Aniline leather)	o	o	o	o	o	-	-	-	-
SVAutobiography (Perforated Semi-Aniline leather)	-	-	-	-	-	o	o	o	o
INTERIOR FINISHERS									
Grand Black Wood Veneer	-	-	o	o	▲	-	-	▲	o
Figured Macassar Wood Veneer	▲	▲	▲	▲	o	▲	▲	o	o
Shadow Walnut Wood Veneer	▲	▲	o	o	o	o	▲	o	-
EXTERIOR COLOR									
Yulong White	o	o	o	o	o	o	o	o	▲
Fuji White	o	o	o	o	o	o	o	o	▲
Aleutian Silver*	o	o	o	o	o	o	o	o	▲
Indus Silver	o	o	o	o	o	o	o	▲	o
Aruba	o	▲	▲	o	o	▲	o	o	o
Scotia Grey	o	o	o	o	o	o	o	o	o
Corris Grey	o	o	o	o	▲	o	o	▲	▲
Kaikoura Stone	▲	▲	o	o	o	o	▲	o	o
Firenze Red	o	o	o	o	▲	o	-	o	o
Montalcino Red	o	o	▲	▲	▲	▲	-	o	o
Aintree Green	o	o	-	-	o	-	o	o	o
Loire Blue	o	o	o	o	o	o	o	o	o
Mariana Black	o	o	o	o	o	o	o	o	o
Santorini Black	o	o	o	o	▲	o	o	▲	o
Waitomo Grey	o	o	o	o	o	o	▲	o	o
Carpathian Grey	o	o	o	o	o	o	▲	▲	▲
Barolo Black	o	o	o	o	o	o	▲	o	o

*Not available from October 2015 **Dark Cherry/Ivory seat in duo-tone.
For full details of color options available on Autobiography and SVAutobiography models, please contact your nearest Land Rover Retailer.

Visit LandRoverUSA.com to configure your vehicle online.



ABOVE & BEYOND

> FIND A RETAILER


> BUILD YOUR OWN

OVERVIEW

SPECIFICATION

COLOR CHOICES

Each interior comes in a combination of two colors – the primary color and a complementary secondary color. You can further personalize your interior color selections with a choice of wood veneers.



	1	2	3	4	5
COLORWAYS	DOOR LOWER	DOOR AND ARM REST UPPER	INSTRUMENT PANEL UPPER	CUBBY BOX*	INSTRUMENT PANEL LOWER
A	Ebony/Ebony	Ebony	Ebony	Ebony	Ebony
B	Espresso/Almond	Espresso	Almond	Espresso	Almond
C	Ebony/Cirrus	Ebony	Cirrus	Ebony	Cirrus
D	Espresso/Ivory	Espresso	Ivory	Espresso	Ivory
E	Ebony/Ivory	Ebony	Ivory	Ebony	Ivory
F	Navy/Cirrus	Navy	Cirrus	Navy	Cirrus
G	Ebony/Tan	Ebony	Tan	Ebony	Tan
H	Brogue/Ivory	Brogue	Ivory	Brogue	Ivory
I	Dark Cherry/Ivory	Dark Cherry	Ivory	Dark Cherry	Ivory
J	Ebony/Pimento	Ebony	Pimento	Ebony	Pimento
EXCLUSIVE TO SVAUTOBIOGRAPHY					
K	Dark Cherry/Ivory	Dark Cherry	Ivory	Dark Cherry	Ivory
L	Espresso/Tan	Espresso	Tan	Espresso	Tan
M	Ebony/Lunar	Lunar	Lunar	Ebony	Lunar
N	Lunar/Cirrus	Lunar	Cirrus	Lunar	Cirrus
O	Navy/Ivory	Navy	Ivory	Navy	Ivory

*Cubby Box color matches seat color chosen.



ABOVE & BEYOND

> FIND A RETAILER

> BUILD YOUR OWN

OVERVIEW

SPECIFICATION

STEP 5
CHOOSE YOUR INTERIOR

AVAILABLE INTERIOR COLOR COMBINATIONS

The cabin in Range Rover embodies the finest of contemporary living. The warmth of wood veneers, superb metal finishes and soft leathers combine to create a sense of home. A wide range of colorways and seat materials are available to suit all tastes.

A **Ebony / Ebony** (available on Range Rover, HSE and Autobiography)



Interior shown: Ebony/Ebony, with Ebony seats and Grand Black Wood Veneer.

B **Espresso / Almond** (available on Range Rover, HSE and Autobiography)



Interior shown: Espresso/Almond, with Almond seats and Shadow Walnut Wood Veneer.

Visit LandRoverUSA.com to configure your vehicle online.

AVAILABLE INTERIOR COLOUR COMBINATIONS

C **Ebony / Cirrus** (available on Range Rover, HSE, Supercharged and Autobiography)



Interior shown: Ebony/Cirrus, with Cirrus seats and Grand Black Wood Veneer.

D **Espresso / Ivory** (available on HSE, Supercharged and Autobiography)



Interior shown: Espresso/Ivory, with Espresso seats and Figured Macassar Wood Veneer.

G **Ebony / Tan** (available on Autobiography)



Interior shown: Ebony/Tan, with Tan seats and Figured Macassar Wood Veneer.

H **Brogue / Ivory** (available on Autobiography)



Interior shown: Brogue/Ivory, with Brogue seats and Figured Macassar Wood Veneer.



ABOVE & BEYOND

> FIND A RETAILER

> BUILD YOUR OWN

OVERVIEW

SPECIFICATION

STEP 5
CHOOSE YOUR INTERIOR

E Ebony / Ivory (available on HSE, Supercharged and Autobiography)



Interior shown: Ebony/Ivory, with Ivory seats and Grand Black Wood Veneer.

F Navy / Cirrus (available on Autobiography)



Interior shown: Navy/Cirrus, with Navy seats and Shadow Walnut Wood Veneer.

I Dark Cherry / Ivory (available on Autobiography)



Interior shown: Dark Cherry/Ivory, with Ivory seats and Figured Macassar Wood Veneer.

J Ebony / Pimento (available on Autobiography)



Interior shown: Ebony/Pimento, with Pimento seats and Grand Black Wood Veneer.

Visit LandRoverUSA.com to configure your vehicle online.



ABOVE & BEYOND

> FIND A RETAILER

> BUILD YOUR OWN

OVERVIEW

SPECIFICATION

AVAILABLE INTERIOR COLOR COMBINATIONS

(K) Dark Cherry / Ivory (available on SVAutobiography)



Interior shown: Dark Cherry/Ivory, with Dark Cherry/Ivory duo-tone seats and Figured Macassar Wood Veneer.

(L) Espresso / Tan (available on SVAutobiography)



Interior shown: Espresso/Tan, with Tan seats and Figured Macassar Wood Veneer.

(M) Ebony / Lunar (available on SVAutobiography)



Interior shown: Ebony/Lunar, with Ebony seats and Grand Black Wood Veneer.

(N) Lunar / Cirrus (available on SVAutobiography)



Interior shown: Lunar/Cirrus, with Cirrus seats and Grand Black Wood Veneer.



ABOVE & BEYOND

> FIND A RETAILER

> BUILD YOUR OWN

OVERVIEW

SPECIFICATION

STEP 5
CHOOSE YOUR INTERIOR

INTERIOR FINISHERS

Now you have chosen your interior color combination, choose one of three interior finishers. For full availability and designer's choices, please see the color and trim matrix on pages 78 and 79.



Grand Black Wood Veneer



Figured Macassar Wood Veneer



Shadow Walnut Wood Veneer

Visit LandRoverUSA.com to configure your vehicle online.



ABOVE & BEYOND

> FIND A RETAILER

> BUILD YOUR OWN

OVERVIEW

SPECIFICATION

6



86



ENGINES

MODELS

COLORS

WHEELS

INTERIORS

ACCESSORIES

TECHNICAL DETAILS





ABOVE & BEYOND

> FIND A RETAILER

> BUILD YOUR OWN

OVERVIEW

SPECIFICATION

STEP 6
CHOOSE YOUR ACCESSORIES

LAND ROVER APPROVED ACCESSORIES

Some owners want to add their own stamp of individuality by tailoring their Range Rover to their specific needs with a range of stylish, practical accessories that are tough, versatile and bring an opportunity for personalization to Range Rover.

Importantly, these accessories can be added at any stage during the vehicle's life. Naturally, Land Rover Approved Accessories are designed, tested and manufactured to the same exacting standards as the original equipment fitted to your vehicle.

Visit LandRoverUSA.com for more information on the full range of accessories.

87

ENGINES

MODELS

COLORS

WHEELS

INTERIORS

ACCESSORIES

TECHNICAL DETAILS



ABOVE & BEYOND

> FIND A RETAILER

> BUILD YOUR OWN

OVERVIEW

SPECIFICATION



Deployable Side Steps

These practical steps make it easier to get in and out of the vehicle. Neatly stowed under the door sills, the Side Steps automatically deploy as soon as the door is opened, or when activated by the key fob. They stow automatically when the door is closed. The Side Steps are sensitive to obstructions and will not deploy in off-road or low range settings. Please contact your local Land Rover Retailer for more information.



**Fixed Side Step
VPLGP0226 (SWB only)**

The Fixed Side Step aids entry and exit to the vehicle and improves access to the roof.



**Side Tubes – Bright Finish
VPLGP0100 (SWB only)**

Manufactured from stainless steel, with a highly polished finish. Its rugged off-road appearance complements the vehicle's exterior design. Fitting of Side Tubes will affect the off-road clearance of the vehicle.



**Noble Plated Mirror Caps
VPLGB0073**

Noble Plated Mirror Caps complement the Range Rover's exterior styling cues.



Accessory Wheels*

The full range of wheels are also available as an accessory fitment. Wheels shown are manufactured via premium forging process to ensure strength, with striking vibration polished finish.



**Styled Valve Caps
LR027666 – Black Jack
LR027664 – Union Jack
LR027560 – Land Rover
LR027663 – Range Rover**

Enhance your alloy wheels with the genuine Land Rover valve cap accessories that are offered in a range of styles.

*Rim only. Center cap not included.



ABOVE & BEYOND

> FIND A RETAILER

> BUILD YOUR OWN

OVERVIEW

SPECIFICATION

STEP 6
CHOOSE YOUR ACCESSORIES



Front Mudflaps
VPLGP0109

Mudflaps reduce spray and help protect the paintwork. Supplied as a pair. Not for use with Deployable Side Steps.

Front Mudflaps (for Deployable Side Steps)
VPLGP0111

Rear Mudflaps
VPLGP0110



Luggage Compartment Rails and D Loops
VPLGS0170

Luggage compartment mounted rails to help increase the flexibility of luggage compartment. Luggage Compartment Rails allow fitment of the Luggage Retention Kit.

Luggage Compartment Retention Kit**
VPLGS0171

Pack of attachments that fix into the luggage compartment rails via a quick lock/quick release system to help provide a flexible solution for retaining items. The attachment pack includes a retractable strap with inertia reel, telescopic rod and storage bag.



Luggage Compartment Mat – Rubber
VPLGS0260

Range Rover branded rubber mat helps protect the rear luggage compartment carpet. Waterproof and non-slip surface.



Luggage Compartment Semi-Rigid Liner
VPLGS0263

Range Rover branded semi-rigid liner helps protect the rear luggage compartment carpet. This liner features a raised lip on three sides to protect side wall carpets.



Cargo Barrier – Full height
VPLGS0162

This useful barrier helps separate the cargo area from the passenger compartment. An integral ski pass through hatch is included. Complies with ECE-17 European regulations. Not compatible with Rear Executive Class seating.



Rubber Footwell Mats
VPLGS0150 – SWB
VPLGS0254 – LWB

These custom engineered rubber floor mats help protect the carpets from muddy footwear.

**Requires Luggage Compartment Rails with D Loops – Part No: VPLGS0170.

For a full list of Accessories visit accessories.landrover.com Please contact your local Land Rover Retailer for more information.

Visit LandRoverUSA.com for more information on the full range of accessories.



ABOVE & BEYOND

> FIND A RETAILER

> BUILD YOUR OWN

OVERVIEW

SPECIFICATION



Pedal Kit
VPLGS0160
Pedal covers with a bright finish.



Illuminated Treadplates
VPLWS0208 – SWB
VPLGS0261 – LWB
Illuminated treadplates are available on both the driver and front passenger sides of the vehicle to welcome you into the cabin.




Personalized Illuminated Treadplates
VPLWS0212 – Front
VPLWS0209 – Vehicle Set (SWB only)
VPLGS0262 – Rear (LWB only)
Personalize your vehicle further by adding a script of your choice in a variety of fonts, highlighted by subtle white illumination. Available as a full vehicle set (front pair personalized, rear pair illuminated only) or as a front pair only.



Towing Electrics*
VPLGT0074
These handy sockets are mounted conveniently in your vehicle's rear bumper, providing the electrical power needed for rear lighting on your trailer. Must be used with the Trailer Hitch Kit.



Tow Hitch Receiver
VPLGT0083, VPLGT0097, LR037913, LR056299
This bespoke system has been optimized alongside the Range Rover advanced aluminum chassis construction. Approved for up to 7,716 lb trailer load. Trailer Hitch Draw Bar Kit and Towing Electrics Kit are available separately.
Trailer Hitch Draw Bar Kit – VPLGY0076
Towing Electrics Kit – VPLGT0074



iPad® Holder*
VPLVS0165 – iPad® 2
VPLVS0164 – iPad® 1
Provides secure mounting for your iPad®. Rear seat facing, attaches to the head restraint posts.

*Not available with Rear Seat Entertainment with 10.2 inch screens.
†Please note: These accessories are not suitable for trailers or lighting boards fitted with rear mounted LED Lamp Kits.
iPad® is a registered trademark of Apple Inc., registered in the US and other countries.





ABOVE & BEYOND

> FIND A RETAILER

> BUILD YOUR OWN

OVERVIEW

SPECIFICATION

STEP 6
CHOOSE YOUR ACCESSORIES



Roof Rails*
Consult your Land Rover Retailer for further details

Maximum permissible load capacity 220lbs.† Design features pre-set positioning holes/dowels to ensure Cross Bars are fixed in optimum position for weight distribution and dynamics.

Cross Bars*
VPLGR0102
T-track design utilizes the full length of the bars, providing space to mount multiple accessories. Aerodynamic profile minimizes drag and noise. The incremental height when fitted is 3.67 inches. Roof rails required for fitment.



Luggage Carrier*
LR006848
Flexible rack system to facilitate roof carrying. Maximum payload 165lbs.†



Luggage Box*
VPLVR0062
Available in a range of sizes, all versions can be mounted either side for curbside opening in any country and include integral locks for security and peace of mind. Carrying capacity ranges from 11.3 cu ft with the Sports Box (below) to the 14.5 cu ft Luggage Box or the capacious 15.2 cu ft Large Roof Box. Maximum payload 165lbs.†



Aqua Sports Carrier*
VPLGR0107
Carries one surfboard, sailboard, canoe or kayak. Includes lockable multi-purpose holder to carry a mast, oars or paddles. Tilts to facilitate easy loading/unloading. Features lockable straps and rubber supports to maintain optimum weight distribution while protecting the kayak and vehicle from scratches/scuffs. Maximum payload 99lbs.



Ski/Snowboard Holder*
LR006849
Carries four pairs of skis or two snowboards. Lockable for security. Incorporates slider rails for easy loading. Maximum payload 79lbs.†



Sports Box*
VPLVR0061
Large Roof Box*
VPLWR0100 (not shown)

*Roof Rails and Cross Bars are required for all Land Rover roof mounted accessories. Objects placed above the roof mounted satellite antenna may reduce the quality of the signal received by the vehicle and could have a detrimental effect on the navigation and satellite radio system, if fitted.
†Maximum payload equals the load capacity of the roof mounted accessory.

Visit LandRoverUSA.com for more information on the full range of accessories.



ABOVE & BEYOND

> FIND A RETAILER

> BUILD YOUR OWN

OVERVIEW

SPECIFICATION

DIMENSIONS AND CAPABILITIES



Standard Wheelbase (SWB) 115 inches



Long Wheelbase (LWB) 122.8 inches

Standard Overall length 196.8 inches (Long Wheelbase 204.7 inches)



Turning Circle

Curb-to-curb 39.7ft (LWB 42.7ft)
Wall-to-wall 41.0 ft (LWB 44.0 ft)
Turns lock-to-lock 3.03



Height
SWB 72.2 inches
LWB 72.4 inches

Front wheel track 66.5 inches



Rear wheel track 66.3 inches

Width 81.6 inches mirrors folded
Width 87.4 inches mirrors out



Obstacle Clearance

Off-road height 11.63 inches
Standard ride height 8.68 inches

Standard Ride Height

With roof rails 72.3 inches (LWB 72.4 inches)
With panoramic roof open 73.8 inches (LWB 74.0 inches)
With Telematics roof antenna 73.2 inches (LWB 73.5 inches)
Access height air suspension setting will reduce each of the above by 1.97 inches

Luggage Compartment Capacity

Rear seats upright
Height 32.4 inches, Width 50.8 inches
Luggage compartment volume 32.1 cu.ft
Luggage compartment width between arches 44.1 inches
Length at floor 43.3 inches
Rear seats forward
Height 32.4 inches, Width 50.8 inches
Luggage compartment volume 71.7 cu.ft (LWB 82.8 cu.ft)
Luggage compartment width between arches 44.1 inches
Length at floor 78.1 inches (LWB 85.7 inches)


Headroom

Maximum front headroom with panoramic roof 39.3 inches
Rear headroom 39.2 inches (LWB 38.3 inches)

Wading Depth*

Maximum wading depth 35.4 inches

Please note: Figures related to both Standard (SWB) and Long Wheelbase (LWB) models unless stated, figures may vary for SVAutobiography.



	A	B	B	C
Ride Height				
Approach Angle	34.7°	28.3° / 26.1°	29.6°	29.6°
Ramp Angle		20.1° / 18.3°	24.6°	24.6°
Departure Angle				



*These features are not a substitute for driving safely with due care and attention, and will not function under all circumstances, speeds, weather and road conditions. The driver should not assume that these features will correct errors of judgment in driving. Please consult the owner's manual or your local authorized Land Rover Retailer for more details.



ABOVE & BEYOND

> FIND A RETAILER

> BUILD YOUR OWN

OVERVIEW

SPECIFICATION

TECHNICAL DETAILS

TECHNICAL SPECIFICATION, PERFORMANCE AND KEY DATA

	DIESEL			GASOLINE	
	254 HP* Td6 TURBOCHARGED V6 AUTOMATIC	340 HP SUPERCHARGED V6 AUTOMATIC	380 HP SUPERCHARGED V6 AUTOMATIC	510 HP SUPERCHARGED V8 AUTOMATIC	550 HP SUPERCHARGED V8 (SVAUTOBIOGRAPHY) AUTOMATIC
ENGINE DATA					
Capacity (cc)	2,993	2,995	2,995	5,000	5,000
No. of cylinders	6	6	6	8	8
Cylinder layout	Longitudinal 60 Degree V6	Longitudinal 90 Degree V6	Longitudinal 90 Degree V6	Longitudinal 90 Degree V8	Longitudinal 90 Degree V8
Valves per cylinder	4	4	4	4	4
Bore (inches)	3.31	3.33	3.33	3.64	3.64
Stroke (inches)	3.54	3.5	3.5	3.66	3.66
Compression ratio (:1)	16.1	10.5	10.5	9.5	9.5
Maximum power HP/rpm	254 / 3,500	340 / 6,500	380 / 6,500	510 / 6,000-6,500	550 / 6,000-6,500
Maximum torque lb-ft/rpm	440 / 2,000	332 / 3,500-5,000	332 / 3,500-5,000	461 / 2,500-5,500	502 / 3,500-4,000
BRAKES					
Front type	Ventilated disc	Ventilated disc	Ventilated disc	Ventilated disc	Ventilated disc
Front diameter (inches)	13.78	13.78	14.96	14.96	14.96
Rear type	Ventilated disc	Ventilated disc	Ventilated disc	Ventilated disc	Ventilated disc
Rear diameter (inches)	13.78	13.78	14.37	14.37	14.37
Park Brake	Electric Park Brake (EPB) integrated into brake caliper				
WEIGHTS (lbs)					
Weight from (LWB)	4,883	4,839	4,839	5,150 (5,313)	(5,562)
Maximum laden weight (LWB)	6,724	6,724	6,724	6,945 (7,033)	6,835
Maximum mass on each axle – front (LWB)	3,307	3,307	3,307	3,307 (3,417)	3,417
Maximum mass on each axle – rear	3,913	3,913	3,913	3,913	3,914
TOWING (lbs)					
Unbraked trailer	1,653	1,653	1,653	1,653	1,653
Maximum towing	7,716	7,716	7,716	7,716	6,614
Maximum coupling point / nose weight	331	331	331	331	265
Maximum vehicle and trailer combination / Gross Train Weight (LWB)	14,440	14,440	14,440	14,661 (14,749)	13,448
ROOF CARRYING (lbs)					
Maximum roof load (including Roof Rails)	220	220	220	220	220
PERFORMANCE AND FUEL ECONOMY					
Maximum speed (mph)**	130	130	130	140	140
Acceleration (secs) 0-60mph* (LWB)	7.4	7.1	7.0	5.1 (5.2)	5.5
Fuel tank capacity – US gallons	27.7	27.7	27.7	27.7	27.7
Diesel Particulate Filter (DPF)	■	-	-	-	-

*Horsepower figure is Manufacturer's estimate **Always follow local speed limits.

■ Standard – Not Available

Visit LandRoverUSA.com for more information.

93

ENGINES

MODELS

COLORS

WHEELS

INTERIORS

ACCESSORIES

TECHNICAL DETAILS



ABOVE & BEYOND

> FIND A RETAILER

> BUILD YOUR OWN

OVERVIEW

SPECIFICATION

LAND ROVER EXPERIENCE

Ever since its inception, Land Rover has been ready for anything. Its legendary capability has seen it tackle the most demanding of terrains, in the most difficult conditions. Its versatile interior has become synonymous with comfort and greater loadspace. And its 'can do' attitude has made it the most welcome of vehicles across the globe.

You can be part of the Land Rover story at one of our Land Rover Experience Centers. You can see how each and every one of these iconic vehicles is built. You can take one out onto off-road tracks where your driving skills will be put to the test. Or you can go even further on one of our Adventure Travel holidays to such countries as Tanzania, Iceland or Morocco.

Adventure awaits.



BEHIND THE SCENES TOURS

Ever wanted to discover how your Land Rover vehicle was built? To see the incredible journey upon which each and every one of our vehicles travels before you receive it?

You can experience how it is created using advanced technologies, the most efficient processes, the finest materials and British Craftsmanship at our facilities around the world.

From on-demand ordering of parts, to final trim and quality tests, the entire process will come to life before your eyes. It's a truly impressive display of engineering, craft and precision; one that you can then physically enjoy by taking a vehicle out onto one of our Experience Drives.

For more information, visit landrover.com/behindthescenestours





ABOVE & BEYOND

> FIND A RETAILER

> BUILD YOUR OWN

OVERVIEW

SPECIFICATION



EXPERIENCE DRIVES

Wading through mud. Crossing a Tipping Bridge. Or creeping up a slippery, steep incline. Our Experience centers have an array of obstacles and challenges to tax even the most accomplished of drivers.

Our experts will teach you how to navigate through some of the most demanding terrain. Then, you can take the skills that you have learned and use them when you drive every day.

There's a choice of courses from Taster Drives through to Full Day Experiences, available in over 40 Land Rover Experience operations around the globe. Each one provides a unique and hugely memorable adventure that you, your family and friends can all enjoy.

You'll never feel more confident behind the wheel.

To book, go to landrover.com/experiencedrives

ADVENTURE TRAVEL

Which destination would top your wish list of places to go on an adventure? The wide open, savagely beautiful plains of the Serengeti? Or simply exploring castles and manors around Britain? Well, you can revel in an epic adventure from the comfort and luxury of a Land Rover, assured in the meticulous planning and local insight for which Abercrombie & Kent is renowned. These two great British brands have come together to bring you a world of exploration, adventure and luxury in iconic worldwide destinations.

Each trip has a local guide and expert Land Rover instructors to provide support and guidance, ensuring you get the most out of your driving experience. Added to which, you will stay in boutique accommodation. Be part of an extraordinary journey, reimagined.

For more information, visit landrover.com/adventuretravel





ABOVE & BEYOND

> FIND A RETAILER

> BUILD YOUR OWN

OVERVIEW

SPECIFICATION





ABOVE & BEYOND

> FIND A RETAILER

> BUILD YOUR OWN

OVERVIEW

SPECIFICATION



BY APPOINTMENT TO
H.M. THE QUEEN
MANUFACTURERS OF
MOTOR VEHICLES
JAGUAR LAND ROVER LIMITED
COVENTRY



BY APPOINTMENT TO
HRH THE DUKE OF EDINBURGH
MANUFACTURERS OF
MOTOR VEHICLES
JAGUAR LAND ROVER LIMITED
COVENTRY



BY APPOINTMENT TO
HRH THE PRINCE OF WALES
MANUFACTURERS OF
MOTOR VEHICLES
JAGUAR LAND ROVER LIMITED
COVENTRY

IMPORTANT NOTICE: The colors reproduced here are subject to the limitations of the printing process and may therefore vary slightly from the actual vehicle. The company reserves the right to alter or withdraw any color finish without notice. Certain specifications are built to customer special order.

For delivery availability information, please consult your Land Rover Retailer. Some of these colors may not be obtainable in your country. Please check availability with your Land Rover Retailer. This publication is for international usage and while Land Rover takes the utmost care in ensuring that all the details in the publication are correct at time of printing, we are constantly striving for improvements, and therefore reserve the right to alter specifications and equipment without notice.

Details of specifications and equipment are also subject to change to suit local market conditions and requirements, and not all products are available in every market. Some vehicles may be shown with accessories or optional equipment fitted. These products vary from market to market. Please consult your Land Rover Retailer who will be pleased to advise you on current specifications. Retailers are not agents of Land Rover and have absolutely no authority to bind Land Rover to any express or implied undertaking or representation.

Castrol EDGE Professional recommended by Land Rover.

Vehicle shown on front cover, back cover and left is HSE in Indus Silver.

Jaguar Land Rover North America, LLC

555 MacArthur Blvd.

Mahwah, NJ 07430

1-800-FIND-4WD

LandRoverUSA.com

© Jaguar Land Rover Limited 2015. Publication Number: LRML 4931/15





ABOVE & BEYOND

> FIND A RETAILER

> BUILD YOUR OWN

OVERVIEW

SPECIFICATION

