

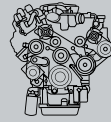
2020
SUPER DUTY®

F-250 | F-350 | F-450



4x2 | Standard

4x4 | Available

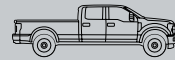


6.2L 2-VALVE GAS V8 FFV
TORQSHIFT-G 6-SPEED AUTOMATIC
Standard: F-250

6.2L 2-VALVE GAS V8 FFV
TORQSHIFT® 10-SPEED AUTOMATIC
Standard: F-350

7.3L 2-VALVE GAS V8
TORQSHIFT 10-SPEED AUTOMATIC
Available: F-250, F-350

6.7L POWER STROKE® V8 TURBO DIESEL
TORQSHIFT 10-SPEED AUTOMATIC
Standard: F-450
Available: F-250, F-350



CREW CAB | 6.75' BOX
F-250 SRW, F-350 SRW

CREW CAB | 8' BOX
F-250 SRW, F-350 SRW,
F-350 DRW, F-450 DRW



40/CONSOLE/40
FRONT BUCKET SEATS
Standard



KING RANCH

THE KING Uncompromising quality at its finest. That's KING RANCH®. Starting with standard two-tone exterior trim. Inside, Kingsville KING RANCH leather covers the heated and ventilated 10-way power front seats, rear seats, flow-through center console lid and heated steering wheel of the Crew Cab. Seat backs, floor mats, center console lid and wheels are branded with the legendary "Running W" logo of the historic King Ranch in Kingsville, Texas. Standard Pro Trailer Backup Assist™¹ makes it easy to back up whatever kind of trailer you tow. This year, add some serious back-forty capability with the new TREMOR Off-Road Package.



F-250 Crew Cab 4x4. Rapid Red. KING RANCH Monochromatic Paint Package. Available equipment.

Available chrome tailgate appliqué.

Crew Cab interior. Kingsville KING RANCH leather front and rear seats with Tuxedo stripes. Available equipment.

F-350 DRW Crew Cab 4x4. Agate Black/Stone Gray two-tone. FX4 Off-Road Package. Available equipment.

¹Driver-assist features are supplemental and do not replace the driver's attention, judgment and need to control the vehicle.

KING RANCH®

INCLUDES SELECT LARIAT FEATURES, PLUS:

FORD CO-PILOT360™ TECHNOLOGY

Rain-Sensing Windshield Wipers

Ultimate Trailer Tow Camera System: Pro Trailer Backup Assist™ with Trailer Reverse Guidance, 360-Degree Camera with Split-View Display, and rear CHMSL camera with LED CHMSL

Voice-Activated Touchscreen Navigation System with HD Radio™ Technology, and integrated SiriusXM® Traffic and Travel Link® with 5-year subscription¹

SEATING

Easy-entry/-exit driver's seat feature with memory

Heated and ventilated front seats

Kingsville KING RANCH leather front and rear seats

INTERIOR

Heated steering wheel

Ice Blue ambient lighting

Intelligent Access with push-button start

Power-adjustable pedals with memory

Power-tilt/-telescoping steering column with memory

Universal garage door opener

Wireless charging pad

EXTERIOR

Chrome grille with Caribou accents

LED box lighting with LED CHMSL

Lower accent Stone Gray paint

Memory feature for sideview mirrors

Rear wheel-well liners (SRW)

Remote Start System

Remote tailgate release with power remote lock

Stone Gray-painted steel bumpers

Stone Gray wheel-lip moldings (SRW) and illuminated step bars

Windshield wiper de-icer

AVAILABLE FEATURES AND PACKAGES:

MECHANICAL

750-CCA, 78-amp-hr dual batteries (gas)

Engine block heater

Power takeoff (PTO) provision with live-drive mobile and stationary modes² (requires 10-speed transmission; PTO port located on driver's side; split-shaft capability included with diesel engine only)

Tires – LT275/70R18E BSW all-terrain (SRW 4x4)

Tires – LT275/70R18E OWL all-terrain (SRW 4x4)

Tires – LT275/65R20E OWL all-terrain (SRW 4x4)

Tires – LT245/75R17E BSW all-terrain (F-350 DRW)

Tires – LT245/75R17E OWL all-terrain (F-350 DRW; BSW rear inner tires)

Trailer tow – 5th-wheel hitch²,³ (19,000-lb. rating on SRW, 32,500-lb. rating on DRW)

Trailer tow – Gooseneck dual hitch kit² includes one 2 5/16" gooseneck ball, one 3" gooseneck ball, and 2 safety chain tie-down bars (F-450)

Trailer tow – Gooseneck hitch kit²,³ (F-250/F-350)

Upfitter interface module (Fleet only)

Wheel locks (20" wheels only)

FORD CO-PILOT360 TECHNOLOGY

Adaptive Cruise Control

Adaptive Steering

SEATING

Heated rear outboard seats

INTERIOR

Flooring – Floor liners

Flooring – Premium vinyl with front and rear carpeted floor mats and floor liners

Rapid-heat supplemental cab heater (diesel engine)

Upfitter switches, 6 located in overhead console²

Vehicle safe⁴

EXTERIOR

Bed mat² (F-250/F-350)

Bedliner – Drop-in² (F-250/F-350)

Bedliner – Tough Bed® spray-in with tailgate guard

Black molded hood deflector

Cab steps – Extended-length 6" chrome angular step bars

Cab steps – Power-deployable running boards

Camera – Customer-placed trailer camera

Exterior backup alarm⁴

Individual Trailer Tire Pressure Monitoring System (TPMS)²

LED roof marker/clearance lamps (SRW)

Quad-beam LED headlamps with LED taillamps and fog lamps

Skid plates (4x4)

Splash guards, molded²

Stowable loading ramps²

Tailgate step with grab bar and tailgate lift assist

Tonneau cover – Hard-folding²

Tonneau cover – Retractable²

Tonneau cover – Soft-folding²

Toolbox – Aluminum crossbed by WEATHER GUARD®⁴

Toolbox – Premium aluminum crossbed by WEATHER GUARD⁴

Twin-panel moonroof

Wheel-well liners²

PACKAGES

Chrome Package² (required on 4x2): 18" chrome-like PVD aluminum wheels (SRW only) and chrome front tow hooks, bumpers, mirror caps, door handles, 6" angular step bars, tailgate appliqué, and exhaust tip

KING RANCH Monochromatic Paint Package (requires Chrome Package): monochromatic paint; deletes two-tone lower accent color and Stone Gray wheel-lip moldings

TREMOR Off-Road Package² (SRW 4x4 with 6.75' box): 18" low-gloss black-painted aluminum wheels, 35" LT285/75R18 off-road tires, body-color wheel-lip moldings, unique front air dam, limited-slip front differential, electronic-locking rear differential, unique front springs for increased ride height, front and rear performance shocks, transfer case and fuel tank skid plates, extended axle vent tubes, low-profile off-road running boards, Rock Crawl drive mode, Trail Control, TREMOR box decals, and conventional spare wheel (power-deployable running boards optional)

KING RANCH Ultimate Package: quad-beam LED headlamps, LED taillamps, LED fog lamps, twin-panel moonroof, tailgate step, power-deployable running boards, and multicontour front bucket seats with Active Motion®

Capability Packages: content can be found on a dedicated page later in this brochure

¹Certain restrictions, 3rd-party terms and data rates may apply. See footnote 1 on the "Your Tech, Your Way" pages, and your Ford Dealer for details. ²Restrictions may apply. See your dealer for details. ³Requires 5th-Wheel/Gooseneck Trailer Tow Prep Package. ⁴Ford Licensed Accessory. ⁵Inner rear wheels are steel. ⁶Additional charge. ⁷Metallic. ⁸Requires Monochromatic Paint Package.

SRW




18" Bright-Machined Cast-Aluminum with KING RANCH Center Cap Standard



18" Chrome-Like PVD Aluminum with KING RANCH Center Cap Included: Chrome Package



18" Low-Gloss Black-Painted Aluminum Included: TREMOR Off-Road Package



20" Premium Painted Cast-Aluminum with KING RANCH Center Cap Available: 4x4



20" Chrome-Like PVD Aluminum with KING RANCH Center Cap Available: Chrome Package 4x4

DRW



17" Polished Forged-Aluminum with KING RANCH Center Cap⁵ Standard: F-350



19.5" Polished Forged-Aluminum with KING RANCH Center Cap⁵ Standard: F-450

KINGSVILLE KING RANCH LEATHER WITH TUXEDO STRIPES Standard

STAR WHITE METALLIC TINTED CLEARCOAT⁶

OXFORD WHITE

RAPID RED METALLIC TINTED CLEARCOAT⁶

SILVER SPRUCE⁷,⁸

STONE GRAY⁷,⁸

BLUE JEANS⁷

AGATE BLACK⁷

Standard Stone Gray lower accent two-tone



STANDARD



CHROME PACKAGE



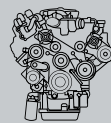
MONOCHROMATIC PAINT PACKAGE



TREMOR OFF-ROAD PACKAGE

4x4 | Standard (SRW); Available (DRW)

4x2 | Standard (DRW)

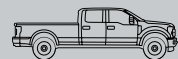


6.2L 2-VALVE GAS V8 FFV
TORQSHIFT-G 6-SPEED AUTOMATIC
Standard: F-250

6.2L 2-VALVE GAS V8 FFV
TORQSHIFT® 10-SPEED AUTOMATIC
Standard: F-350

7.3L 2-VALVE GAS V8
TORQSHIFT 10-SPEED AUTOMATIC
Available: F-250, F-350

6.7L POWER STROKE® V8 TURBO DIESEL
TORQSHIFT 10-SPEED AUTOMATIC
Standard: F-450
Available: F-250, F-350



CREW CAB | 6.75' BOX
F-250 SRW, F-350 SRW

CREW CAB | 8' BOX
F-250 SRW, F-350 SRW,
F-350 DRW, F-450 DRW



40/CONSOLE/40
FRONT BUCKET SEATS
Standard



PLATINUM

RUGGED AND REFINED With standard LED lighting front and rear (headlamps, fog lamps and taillamps), as well as polished aluminum wheels, plus satin-aluminum and chrome exterior accents. Inside, multicontour front bucket seats with Active Motion® await you. Front and rear Luxury leather seating is available in Dark Marsala or Black. Adaptive Steering, power-deployable running boards and BLIS® with Trailer Coverage improve on your already-powerful capability. The 2020 Super Duty® PLATINUM. Take it even further with the new TREMOR Off-Road Package.



Crew Cab interior.
Dark Marsala Luxury leather
front and rear seating with
Tuxedo stripes.
Available equipment.

Front door-sill scuff plate.

Crew Cab interior.
Black Luxury leather front
and rear seating with
Tuxedo stripes.
Available equipment.

F-350 Crew Cab 4x4.
Blue Jeans.
FX4 Off-Road Package.
Available equipment and
aftermarket accessories.

PLATINUM

INCLUDES SELECT LARIAT FEATURES, PLUS:

MECHANICAL

Tires – LT275/65Rx20E OWL all-terrain (SRW)

FORD CO-PILOT360™ TECHNOLOGY

Adaptive Cruise Control

Adaptive Steering

Rain-Sensing Windshield Wipers

Ultimate Trailer Tow Camera System: Pro Trailer Backup Assist™ with Trailer Reverse Guidance, 360-Degree Camera with Split-View Display, and rear CHMSL camera with LED CHMSL

Voice-Activated Touchscreen Navigation System with HD Radio™ Technology, and integrated SiriusXM® Traffic and Travel Link® with 5-year subscription¹

SEATING

Multicontour front bucket seats with Active Motion®

Easy-entry/-exit driver's seat feature with memory

Heated and ventilated front seats

Heated rear outboard seats

Luxury leather front and rear seating

INTERIOR

Front door-sill scuff plates with PLATINUM lettering

Heated steering wheel

Ice Blue ambient lighting

Intelligent Access with push-button start

Power-adjustable pedals with memory

Power-tilt/-telescoping steering column with memory

Universal garage door opener

Wireless charging pad

EXTERIOR

Body-color-painted steel bumpers

Cab steps – Power-deployable running boards

Chrome front tow hooks, sideview mirror caps, door and tailgate handles, and exhaust tip

Front splash guards (F-350 DRW)

LED box lighting with LED CHMSL

Memory feature for sideview mirrors

Quad-beam LED headlamps with LED taillamps and fog lamps

Rear wheel-well liners (DRW)

Remote Start System

Remote tailgate release with power remote lock

Satin-aluminum grille and tailgate appliqué

Tailgate step with grab bar and tailgate lift assist

Windshield wiper de-icer

AVAILABLE FEATURES AND PACKAGES:

MECHANICAL

750-CCA, 78-amp-hr dual batteries (gas)

Engine block heater

Power takeoff (PTO) provision with live-drive mobile and stationary modes² (requires 10-speed transmission; PTO port located on driver's side; split-shaft capability included with diesel engine only)

Tires – LT245/75Rx17E BSW all-terrain (F-350 DRW)

Tires – LT245/75Rx17E OWL all-terrain (F-350 DRW; BSW rear inner tires)

Trailer tow – 5th-wheel hitch²³ (19,000-lb. rating on SRW, 32,500-lb. rating on DRW)

Trailer tow – Gooseneck dual hitch kit² includes one 2 5/16" gooseneck ball, one 3" gooseneck ball, and 2 safety chain tie-down bars (F-450)

Trailer tow – Gooseneck hitch kit²³ (F-250/F-350)

Upfitter interface module (Fleet only)

Wheel locks (20" wheels only)

INTERIOR

Flooring – Floor liners

Flooring – Premium vinyl with front and rear carpeted floor mats and floor liners

Rapid-heat supplemental cab heater (diesel engine)

Upfitter switches, 6 located in overhead console

Vehicle safe⁴

EXTERIOR

Bed mat² (F-250/F-350)

Bedliner – Drop-in² (F-250/F-350)

Bedliner – Tough Bed® spray-in with tailgate guard

Black molded hood deflector

Camera – Customer-placed trailer camera

Exterior backup alarm⁴

Individual Trailer Tire Pressure Monitoring System (TPMS)²

LED roof marker/clearance lamps (SRW)

Skid plates (4x4)

Splash guards, molded²

Stowable loading ramps²

Tonneau cover – Hard-folding²

Tonneau cover – Retractable²

Tonneau cover – Soft-folding²

Toolbox – Aluminum crossbed by WEATHER GUARD®⁴

Toolbox – Premium aluminum crossbed by WEATHER GUARD⁴

Twin-panel moonroof

Wheel-well liners²

PACKAGES

TREMOR Off-Road Package² (SRW 4x4 with 6.75' box): 18" low-gloss black-painted aluminum wheels, 35" LT285/75Rx18 off-road tires, body-color wheel-lip moldings, unique front air dam, limited-slip front differential, electronic-locking rear differential, unique front springs for increased ride height, front and rear performance shocks, transfer case and fuel tank skid plates, extended axle vent tubes, low-profile off-road running boards, Rock Crawl drive mode, Trail Control, TREMOR box decals, and conventional spare wheel (power-deployable running boards optional)

Capability Packages: content can be found on a dedicated page later in this brochure

¹Certain restrictions, 3rd-party terms and data rates may apply. See footnote 1 on the "Your Tech, Your Way" pages, and your Ford Dealer for details. ²Restrictions may apply. See your dealer for details. ³Requires 5th-Wheel/Gooseneck Trailer Tow Prep Package. ⁴Ford Licensed Accessory. ⁵Inner rear wheels are steel. ⁶Additional charge. ⁷Metallic. ⁸Not available with Dark Marsala leather.



F-350 Crew Cab 4x4. Blue Jeans. FX4 Off-Road Package. Available equipment and aftermarket accessories.

SRW



20" Polished Aluminum with Bright Center Cap Standard



18" Low-Gloss Black-Painted Aluminum Included: TREMOR Off-Road Package

DRW



17" Polished Forged-Aluminum with Bright Center Cap⁵ Standard: F-350



19.5" Polished Forged-Aluminum with Bright Center Cap⁵ Standard: F-450

BLACK LUXURY LEATHER WITH TUXEDO STRIPES Standard

DARK MARSALA LUXURY LEATHER WITH TUXEDO STRIPES Standard

STAR WHITE METALLIC TINTED CLEARCOAT⁶

ICONIC SILVER⁷

RAPID RED METALLIC TINTED CLEARCOAT⁶,⁸

VELOCITY BLUE⁷,⁸

SILVER SPRUCE⁷,⁸

MAGNETIC⁷

BLUE JEANS⁷

AGATE BLACK⁷

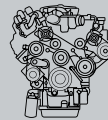


STANDARD

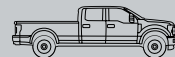


TREMOR OFF-ROAD PACKAGE

4x4 | Standard



6.7L POWER STROKE® V8 TURBO DIESEL
TORQSHIFT 10-SPEED AUTOMATIC
Standard



CREW CAB | 6.75' BOX
F-250 SRW, F-350 SRW

CREW CAB | 8' BOX
F-250 SRW, F-350 SRW,
F-350 DRW, F-450 DRW



40/CONSOLE/40
FRONT BUCKET SEATS
Standard



F-250 Crew Cab 4x4.
Agate Black.
FX4 Off-Road Package.
Available equipment.

Leather-wrapped center
console lid with unique VIN plate.

Crew Cab interior.
Highland Tan two-tone Regency
leather front and rear seats.
Available equipment.

F-450 Crew Cab 4x4.
Star White.
FX4 Off-Road Package.
Available equipment.



LIMITED

THE FINEST The most luxurious, technologically advanced Super Duty,[®] LIMITED comes ready to work with the 6.7L Power Stroke V8 Turbo Diesel, electronic shift-on-the-fly 4WD, and the Ultimate Trailer Tow Camera System with Pro Trailer Backup Assist[™] all standard. As well as a truckload of amenities that includes polished aluminum wheels, a Miko[®] sueded cloth headliner and twin-panel moonroof, Regency leather heated and ventilated 10-way power front seats, and Regency leather heated rear outboard seats. When you expect the best, step up to LIMITED.

LIMITED

INCLUDES SELECT LARIAT FEATURES, PLUS:

MECHANICAL

750-CCA, 78-amp-hr dual batteries

Tires – LT275/65Rx20E OWL all-terrain (SRW)

FORD CO-PILOT360™ TECHNOLOGY

Adaptive Cruise Control

Adaptive Steering

Rain-Sensing Windshield Wipers

Ultimate Trailer Tow Camera System: Pro Trailer Backup Assist™ with Trailer Reverse Guidance, 360-Degree Camera with Split-View Display, and rear CHMSL camera with LED CHMSL

Voice-Activated Touchscreen Navigation System with HD Radio™ Technology, and integrated SiriusXM® Traffic and Travel Link® with 5-year subscription¹

SEATING

Multicontour front bucket seats with Active Motion®

Easy-entry/-exit driver's seat feature with memory

Heated and ventilated front seats

Heated rear outboard seats

Regency leather front and rear seats

INTERIOR

Heated steering wheel

Ice Blue ambient lighting

Illuminated front door-sill scuff plates

Intelligent Access with push-button start

Leather-wrapped instrument panel top and door-trim rollovers

LIMITED appliqué with unique VIN plate on center console lid

Miko® sueded cloth headliner

Power-adjustable pedals with memory

Power-tilt/-telescoping steering column with memory

Universal garage door opener

Upfitter switches, 6 located in overhead console

Wireless charging pad

EXTERIOR

Body-color-painted steel bumpers

Cab steps – Power-deployable running boards

Chrome front tow hooks and exhaust tip

Front splash guards (F-350 DRW)

LED box lighting with LED CHMSL

Memory feature for sideview mirrors

Quad-beam LED headlamps with LED taillamps and fog lamps

Rear wheel-well liners (SRW)

Remote Start System

Remote tailgate release with power remote lock

Satin-aluminum and chrome grille

Satin-aluminum door and tailgate handles and tailgate appliqué

Tailgate step with grab bar and tailgate lift assist

Twin-panel moonroof

Windshield wiper de-icer

AVAILABLE FEATURES AND PACKAGES:

MECHANICAL

Engine block heater

Power takeoff (PTO) provision with live-drive mobile and stationary modes (PTO port located on driver's side; split-shaft capability included)

Tires – LT245/75Rx17E BSW all-terrain (F-350 DRW)

Tires – LT245/75Rx17E OWL all-terrain (F-350 DRW; BSW rear inner tires)

Trailer tow – 5th-wheel hitch²³ (19,000-lb. rating on SRW, 32,500-lb. rating on DRW)

Trailer tow – Gooseneck dual hitch kit² includes one 2 5/16" gooseneck ball, one 3" gooseneck ball, and 2 safety chain tie-down bars (F-450)

Trailer tow – Gooseneck hitch kit²³ (F-250/F-350)

Upfitter interface module (Fleet only)

Wheel locks (20" wheels only)

INTERIOR

Flooring – Floor liners

Flooring – Premium vinyl with front and rear carpeted floor mats and floor liners

Rapid-heat supplemental cab heater

Vehicle safe⁴

EXTERIOR

Bed mat² (F-250/F-350)

Bedliner – Drop-in² (F-250/F-350)

Bedliner – Tough Bed® spray-in with tailgate guard

Black molded hood deflector

Camera – Customer-placed trailer camera

Exterior backup alarm⁴

Individual Trailer Tire Pressure Monitoring System (TPMS)²

LED roof marker/clearance lamps (SRW)

Skid plates

Splash guards, molded²

Stowable loading ramps²

Tonneau cover – Hard-folding²

Tonneau cover – Retractable²

Tonneau cover – Soft-folding²

Toolbox – Aluminum crossbed by WEATHER GUARD⁶⁴

Toolbox – Premium aluminum crossbed by WEATHER GUARD⁴

Wheel-well liners²

PACKAGES

Capability Packages: content can be found on a dedicated page later in this brochure

¹Certain restrictions, 3rd-party terms and data rates may apply. See footnote 1 on the "Your Tech, Your Way" pages, and your Ford Dealer for details. ²Restrictions may apply. See your dealer for details. ³Requires 5th-Wheel/Gooseneck Trailer Tow Prep Package. ⁴Ford Licensed Accessory. ⁵Inner rear wheels are steel. ⁶Additional charge. ⁷Metallic.



SRW

DRW



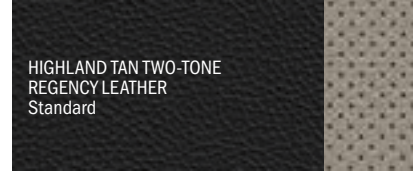
20" Polished Aluminum with Bright Center Cap Standard



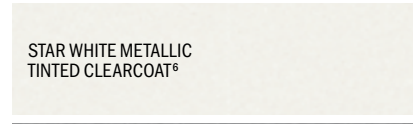
17" Polished Forged-Aluminum with Bright Center Cap⁵ Standard: F-350




19.5" Polished Forged-Aluminum with Bright Center Cap⁵ Standard: F-450



HIGHLAND TAN TWO-TONE REGENCY LEATHER Standard




STAR WHITE METALLIC TINTED CLEARCOAT⁶




ICONIC SILVER⁷



RAPID RED METALLIC TINTED CLEARCOAT⁶



STONE GRAY⁷



MAGNETIC⁷



AGATE BLACK⁷



STANDARD



Miko sueded cloth headliner with twin-panel moonroof.

Illuminated front door-sill scuff plate.

Satin-aluminum tailgate appliqué. Available equipment and aftermarket accessories.

CAPABILITY PACKAGES

9,900-LB. GVWR PACKAGE¹
(F-250)

10,000-LB. GVWR PACKAGE¹
(F-350 SRW)

11,400-LB. GVWR PACKAGE¹
(F-350 SRW)

13,000-LB. GVWR PACKAGE¹
(F-350 DRW)

5TH-WHEEL/GOOSENECK TRAILER TOW PREP PACKAGE¹
(F-250/F-350/standard F-450): 1 under-bed frame crossmember, 5 pickup bed 5th-wheel/gooseneck attachment points and closeout plugs, and an integrated 7-pin connector on the driver's side pickup bed wall (See dealer for 5th-wheel/gooseneck hitch compatibility)

Available on ALL TRIMS

F-250 HIGH-CAPACITY TRAILER TOW PACKAGE WITH ULTIMATE TRAILER TOW CAMERA SYSTEM¹ (F-250 with diesel engine): 3.0" trailer hitch receiver, max. front springs, upgraded axle, 30,000-lb. GCWR, GVWR over 10,000 lbs. (see Payload chart for ratings by configuration), 360-Degree Camera with Split-View Display, rear CHMSL camera with LED CHMSL, and Pro Trailer Backup Assist™ with Trailer Reverse Guidance

FX4 OFF-ROAD PACKAGE¹ (4x4): Hill Descent Control,™ off-road-tuned shocks, skid plates for transfer case and fuel tank, and FX4 Off-Road box decals

HEAVY-SERVICE FRONT SUSPENSION PACKAGE¹: front springs upgrade (unless maximum springs have been computer-selected as included equipment)

SNOW PLOW PREP PACKAGE¹ (4x4): computer-selected springs for snow plow application, and upgraded alternator

CAMPER PACKAGE¹: front springs upgrade (unless maximum springs have been computer-selected as included equipment), rear stabilizer bar (SRW), auxiliary rear springs (F-250), and slide-in camper certification
Available on XL, XLT, LARIAT, KING RANCH,® PLATINUM

CNG/PROPANE GASEOUS ENGINE PREP PACKAGE (F-250/F-350 with 6.2L gas engine; late availability): hardened engine intake valves and valve seats, and bi-fuel manifold
Available on XL, XLT, LARIAT, KING RANCH, PLATINUM

F-250 HIGH-CAPACITY TRAILER TOW PACKAGE¹
(F-250 with diesel engine): 3.0" trailer hitch receiver, max. front springs, upgraded axle, 30,000-lb. GCWR, and GVWR over 10,000 lbs. (see Payload chart for ratings by configuration)
Available on XL, XLT, LARIAT

F-350 DIESEL HEAVY-DUTY PAYLOAD PACKAGE¹
(F-350 DRW Regular Cab 4x2 with 6.7L diesel engine; late availability): 17" polished forged-aluminum wheels, and front bucket seats with mini-console
Available on XL

F-350 GAS HEAVY-DUTY PAYLOAD PACKAGE¹ (F-350 Regular Cab 4x2 with 6.2L gas engine; late availability): TorqShift-G 6-speed SelectShift® automatic transmission, 17" forged polished-aluminum wheels (DRW), and front bucket seats with mini-console
Available on XL

HEAVY-SERVICE FRONT SUSPENSION PACKAGE FOR PICKUP BOX DELETE¹ (SRW with pickup box delete): front springs upgrade (unless maximum springs have been computer-selected as included equipment), rear auxiliary springs (F-250), and rear stabilizer bar
Available on XL, XLT

PICKUP BOX DELETE¹ (F-250/F-350 with 8' box only): deletes pickup box, tailgate, rear bumper, 7-/4-pin connector, CHMSL with cargo lamp, jack, spare wheel, tire, lock, carrier, and rear view camera (rear view camera and prep kit is available)
Available on XL, XLT

SNOW PLOW/CAMPER PACKAGE¹ (4x4): computer-selected front springs for snow plow application, upgraded alternator, rear stabilizer bar (SRW), auxiliary rear springs (F-250), and slide-in camper certification
Available on XL, XLT, LARIAT, KING RANCH

DIMENSIONS

Exterior	Regular Cab	SuperCab	Crew Cab		
	8' Box 4x2/4x4	6.75' Box 4x2/4x4	8' Box 4x2/4x4	6.75' Box 4x2/4x4	8' Box 4x2/4x4
Height (w/o options)					
F-250 SRW	78.9"/81.3"	79.3"/81.4"	78.9"/81.4"	79.3"/81.5"	79.0"/81.3"
F-350 SRW	78.7"/81.2"	79.1"/81.3"	78.8"/81.2"	79.1"/81.3"	78.8"/81.1"
F-350 DRW	79.3"/81.3"		79.0"/81.3"		79.1"/81.5"
F-450 DRW	82.0"/82.0"				82.1"/82.1"
Width					
SRW (excl. mirrors)	80.0"	80.0"	80.0"	80.0"	80.0"
DRW (excl. mirrors)	96.0"		96.0"		96.0"
With mirrors	105.9"	105.9"	105.9"	105.9"	105.9"
With mirrors extended	110.0"	110.0"	110.0"	110.0"	110.0"
Length	231.8"	238.2"	254.4"	250.0"	266.2"
Wheelbase	141.6"	148.0"	164.2"	159.8"	176.0"
Ground clearance					
F-250 SRW	8.7"/8.5"	8.7"/8.5"	8.7"/8.5"	8.7"/8.5"	8.7"/8.5"
F-350 SRW	8.7"/8.5"	8.7"/8.5"	8.7"/8.5"	8.8"/8.5"	8.7"/8.5"
F-350 DRW	8.4"/8.3"		8.4"/8.3"		8.4"/8.3"
F-450 DRW	8.6"/8.6"				8.6"/8.6"

Cargo Box	8' Box	6.75' Box
Volume (cu. ft.)	78.5	65.4
Inside height	21.1"	21.1"
Length at floor	98.1"	81.9"
Width at wheelhouse	50.5"	50.5"
Maximum width at floor	66.9"	66.9"

Interior	Regular Cab	SuperCab	Crew Cab
Front			
Head room	40.8"	40.8"	40.8"
Leg room (max.)	43.9"	43.9"	43.9"
Hip room	62.5"	62.5"	62.5"
Shoulder room	66.7"	66.7"	66.7"
Rear			
Head room		40.3"	40.4"
Leg room		33.5"	43.6"
Hip room		64.7"	64.7"
Shoulder room		65.8"	65.9"
Total passenger volume (cu. ft.)	64.6	116.0	131.8
Cargo volume behind 1st row (cu. ft.)	11.6	31.6	52.1

MECHANICAL

Max. Axle Rating @ Ground (lbs.)			Brakes	
		Front	Rear	
F-250 SRW	4x2	5,250 6,000 ²	6,200 6,200 ²	Rotor diameter (front/rear) – 14.29"/14.29" (F-250/F-350); 15.39"/15.74" (F-450)
	4x4	6,000	6,200	
F-350 SRW	4x2	5,250 6,000 ²	7,280 7,280 ²	Wheels
	4x4	6,000	7,280	
F-350 DRW	4x2	5,250 6,000	9,650 9,650	Number of studs – 8 (F-250/F-350); 10 (F-450)
	4x4	7,000	9,650	
F-450 DRW	4x2	7,000	9,650	Bolt-circle diameter – 6.69" (170-mm) SRW; 7.87" (200-mm) F-350 DRW; 8.86" (225-mm) F-450
	4x4	7,000	9,650	

ALTERNATORS

	Engine	Standard	Available
XL, XLT	6.2L Gas	157-amp	200-amp 240-amp
	7.3L Gas	240-amp	397-amp
	6.7L Diesel	175-amp	240-amp 332-amp 397-amp
LARIAT, KING RANCH, PLATINUM	6.2L Gas	200-amp	240-amp
	7.3L Gas	240-amp	397-amp
	6.7L Diesel	240-amp	332-amp 397-amp
LIMITED	6.7L Diesel	332-amp	397-amp

FUEL CAPACITY

	Gas Engines	Diesel Engine
Regular Cab 8' box SuperCab 6.75' box	34-gallon	29-gallon
SuperCab 8' box Crew Cab 6.75' box	34-gallon	34-gallon
Crew Cab 8' box	48-gallon	48-gallon



F-350 DRW LARIAT Crew Cab 4x4.
Iconic Silver.
Available equipment.

¹Restrictions may apply. See your dealer for details. ²With 3.31 axle delete.

ENGINES

	6.2L 2-Valve Gas V8 FFV	7.3L 2-Valve Gas V8 FFV	6.7L Power Stroke® V8 Turbo Diesel
Horsepower	385 hp @ 5,750 rpm	430 hp @ 5,500 rpm	475 hp @ 2,600 rpm
Torque	430 lb.-ft. @ 3,800 rpm	475 lb.-ft. @ 4,000 rpm	1,050 lb.-ft. @ 1,600 rpm
Configuration	SOHC	OHV	OHV (32-valve)
Electronic fuel injection	Sequential multi-port	Port fuel injection	High-pressure common-rail
Induction system	Specially tuned	Naturally aspirated	Single-sequential turbocharger; charged air cooler
Block material	Cast iron	Cast iron	Compacted graphite iron
Valve operation	Roller-rocker shafts	Push rod/rocker arms	Push rod/rocker arms
Camshaft drive	Silent chain	Chain	Gear
Compression ratio	9.8:1	10.5:1	15.8:1
Recommended fuel	Regular unleaded or E85; bi-fuel-capable CNG or propane autogas (requires upfit)	Regular unleaded	Ultra-low-sulfur diesel or B29 (containing 20% or less biodiesel)
Transmission	TorqShift-G 6-speed SelectShift® automatic with Selectable Drive Modes (F-250)	TorqShift® 10-speed SelectShift automatic with Selectable Drive Modes	TorqShift 10-speed SelectShift automatic with Selectable Drive Modes
	TorqShift 10-speed SelectShift automatic with tow/haul mode (F-350)		
Standard	F-250/F-350: XL, XLT, LARIAT, KING RANCH,® PLATINUM		F-250/F-350: LIMITED F-450: ALL TRIMS
Available		F-250/F-350: XL, XLT, LARIAT, KING RANCH, PLATINUM	F-250/F-350: XL, XLT, LARIAT, KING RANCH, PLATINUM

REAR AXLES

Engine	Configuration	Standard	Available
6.2L Gas	F-250/F-350 SRW	3.73 non-limited-slip	3.73 electronic-locking 4.30 electronic-locking
	F-350 DRW	3.73 limited-slip	4.30 limited-slip
7.3L Gas	F-250 SRW	3.55 non-limited-slip	3.55 electronic-locking 4.30 electronic-locking
	F-350 SRW	3.73 electronic-locking	4.30 electronic-locking
	F-350 DRW	3.73 limited-slip	4.30 limited-slip
6.7L Diesel	F-250/F-350 SRW	3.31 non-limited-slip	3.55 non-limited-slip ¹ 3.31 electronic-locking 3.55 electronic-locking ¹
	F-350 DRW	3.55 non-limited-slip	3.55 limited-slip 4.10 limited-slip
	F-450 DRW	4.30 limited-slip	

PAYLOAD

Maximum Payload Weight Ratings (lbs.)

		Regular Cab	SuperCab		Crew Cab	
	GVWR	141.6" WB	148.0" WB	164.2" WB	159.8" WB	176.0" WB
F-250 SRW 4x2	9,900	4,160	3,880	3,770	3,780	3,550
	10,000	4,260	3,980	3,870	3,880	3,650
	10,600 ²	3,940 ²				
	10,700 ²		3,770 ²			
F-250 SRW 4x4	10,800 ²			3,740 ²	3,750 ²	3,520 ²
	9,900	3,720	3,450	3,360	3,370	3,110
	10,000	3,820	3,550	3,460	3,470	3,210
	10,800 ²	3,270 ²	3,460 ²	3,310 ²	3,320 ²	3,040 ²
F-350 SRW 4x2	10,000	4,060	3,810	3,690	3,650	3,420
	10,100	4,160	3,910			
	10,200				3,850	
	10,400			4,090		
	10,500	4,500				
	10,600	3,930	4,350			4,020
	10,700		3,800		4,290	
	10,800				3,720	
	10,900			4,540		
	11,000			3,980		
	11,100	4,380				4,460
	11,200		4,250			
	11,300				4,160	
	11,400			4,380		4,080
11,500			4,420		4,120	
F-350 SRW 4x4	10,000	3,630	3,370	3,260	3,220	2,990
	10,400	4,030				
	10,500		3,870			
	10,600				3,820	
	10,800			4,060		
	10,900	4,470				3,890
	11,000	3,910	4,320			
	11,100				4,260	
	11,200				3,700	
	11,300		4,610	4,500	4,460	4,230
	11,400	4,960	4,080	4,660	3,900	4,390
	11,500	4,350	4,120	4,700	3,940	4,420
	11,800			4,900		
	11,900					4,730
12,000					4,190	
12,400					4,580	
F-350 DRW 4x2	13,000	6,660		6,190		5,960
	14,000	7,850³		7,190		6,960
F-350 DRW 4x4	13,000	6,210		5,770		5,530
	14,000	7,210		6,770		6,530
F-450 DRW 4x2	14,000	6,210				5,630
F-450 DRW 4x4	14,000	5,900				5,320

TOWING

Maximum Loaded Trailer Weight Ratings (lbs.) – SAE J2807 Compliant

				Regular Cab			SuperCab			Crew Cab			
	Engine	Axle Ratio	GCWR	Conventional Weight Carrying	Weight Distribution	5th-Wheel/Gooseneck	Conventional Weight Carrying	Weight Distribution	5th-Wheel/Gooseneck	Conventional Weight Carrying	Weight Distribution	5th-Wheel/Gooseneck	
F-250 SRW 4x2	6.2L Gas	3.73	19,500	13,000	13,300	13,300	13,000	13,000	13,000	12,900	12,900	12,900	
		4.30	22,000	13,000	14,000	15,800	14,000	15,000	15,500	15,000	15,000	15,400	
	7.3L Gas	3.55	21,800	13,000	14,000	15,400	14,000	15,000	15,200	14,900	15,000	15,100	
		6.7L Diesel	3.31	23,500	14,000	15,000	16,400	15,000	15,000	16,200	15,000	15,000	16,100
	F-250 SRW 4x4	6.2L Gas	3.31	30,000 ²	14,000 ²	15,200 ²	22,800 ^{2,4}	15,200 ²	15,200 ²	22,000 ^{2,4}	18,200 ²	18,200 ²	21,700 ^{2,4}
			3.55	30,000 ²	14,000 ²	15,200 ²	22,800 ^{2,4}	15,200 ²	15,200 ²	22,000 ^{2,4}	18,200 ²	18,200 ²	21,700 ^{2,4}
7.3L Gas		3.73	19,500	12,900	12,900	12,800	12,600	12,600	12,600	12,500	12,500	12,500	
		4.30	22,000	14,000	15,000	15,300	15,000	15,000	15,100	15,000	15,000	15,000	
F-350 SRW 4x2	6.2L Gas	3.55	21,800	15,000	15,000	15,000	14,700	14,800	14,700	14,700	14,700	14,700	
		6.7L Diesel	3.31	23,500	14,000	15,000	16,000	15,000	15,000	15,500	15,000	15,000	
	7.3L Gas	3.73	30,000 ²	14,000 ²	15,000 ²	21,800 ^{2,4}	20,000 ²	20,000 ²	20,100 ^{2,4}	20,000 ²	20,000 ²	19,100 ^{2,4}	
		4.30	30,000 ²	14,000 ²	15,000 ²	21,800 ^{2,4}	20,000 ²	20,000 ²	20,100 ^{2,4}	20,000 ²	20,000 ²	19,100 ^{2,4}	
F-350 SRW 4x4	6.2L Gas	3.73	19,500	13,000	13,200	13,100	12,800	12,800	12,800	12,700	12,700	12,600	
		4.30	23,000	13,000	14,000	16,600	15,000	15,000	16,300	15,000	15,000	16,100	
	7.3L Gas	3.73	23,500	13,000	14,000	17,000	15,000	15,000	16,800	15,000	15,000	16,600	
		4.30	27,500	13,000	14,000	21,000 ⁴	15,000	15,000	20,800 ⁴	15,000	15,000	20,600 ⁴	
	6.7L Diesel	3.31/3.55	30,000	14,000	15,000	22,800 ⁴	15,000	15,000	22,600 ⁴	18,200	18,200	22,400 ⁴	
F-350 DRW 4x2	6.2L Gas	3.73	20,000	13,200	13,200	13,200	12,700	12,700	12,700	12,500	12,500	12,500	
		4.30	23,500	16,700	16,700	16,700	16,200	16,200	16,200	16,000	16,000	16,000	
	7.3L Gas	3.73	24,000	17,000	17,200	17,200	16,700	16,700	16,700	16,500	16,500	16,500	
		4.30	28,000	17,000	21,000	21,200	18,000	20,700	20,700	19,000	20,500	20,500	
	6.7L Diesel	3.55	40,000	18,000	21,000	32,400	18,000	21,200	32,000	19,000	21,200	31,800	
		4.10	43,400	18,000	21,000	35,750 ⁵	18,000	21,200	35,400 ⁵	19,000	21,200	35,200 ⁵	
F-450 DRW 4x2	6.2L Gas	3.73	20,000	12,800	12,800	12,700	12,300	12,300	12,300	12,100	12,100	12,000	
		4.30	23,500	16,300	16,300	16,200	15,800	15,800	15,800	15,600	15,600	15,500	
	7.3L Gas	3.73	24,000	16,800	16,800	16,700	16,300	16,300	16,300	16,100	16,100	16,000	
		4.30	28,000	18,000	20,000	20,700	18,000	20,000	20,300	19,000	20,100	20,000	
F-450 DRW 4x4	6.7L Diesel	3.55	40,000	18,000	20,000	32,000	19,000	21,200	31,600	21,200	21,200	31,300	
		4.10	43,400	18,000	20,000	35,400 ⁵	19,000	21,200	35,000 ⁵	21,200	21,200	34,700 ⁵	
F-450 DRW 4x2	6.7L Diesel	4.30	43,500							24,200	24,200	34,600 ⁵	
			45,300	21,200 ⁶	21,200 ⁶	37,000⁵							
F-450 DRW 4x4	6.7L Diesel	4.30	43,500							24,200	24,200	32,600 ⁵	
			45,300	21,200 ⁶	21,200 ⁶	36,400 ⁵							

Best-in-class configuration shown bolded and in color.

SRW = single rear wheel DRW = dual rear wheel WB = wheelbase ¹Restrictions may apply. See your dealer for details. ²Requires F-250 High-Capacity Trailer Tow Package. ³Requires F-350 Gas Heavy-Duty Payload Package. ⁴Gooseneck tow rating shown. 5th-wheel tow rating limited to 5th-wheel hitch rating of 19,000 lbs. ⁵Gooseneck tow rating shown. 5th-wheel tow rating limited to 5th-wheel hitch rating of 32,500 lbs. ⁶25% Weight Distribution setup required.

Payload Notes: Maximum payload capabilities are for properly equipped base vehicles with required equipment and a 150-lb. driver and vary based on cargo, vehicle configuration, accessories and number of passengers. See label on door jamb for carrying capacity of a specific vehicle. For additional information, see your Ford Dealer.

Towing Notes: Trailer tongue (trailer king pin for 5th-wheel towing) load weight should be 10% (15% for 5th-wheel towing) of total loaded trailer weight. Make sure vehicle payload (reduced by option weight) will accommodate trailer tongue (trailer king pin for 5th-wheel towing) load weight and weight of passengers and cargo added to towing vehicle. Addition of trailer tongue (trailer king pin for 5th-wheel towing) load weight and weight of passengers and cargo must not cause vehicle weights to exceed rear GAWR or GVWR. These ratings can be found on the vehicle Safety Compliance Certification Label.



F-250 XLT with XLT Value Package in Oxford White accessorized with 5" black step bars, hood deflector, side window deflectors,¹ hard-folding tonneau cover,¹ heavy-duty splash guards, chrome front tow hooks, LED fog lamps,¹ and rear wheel-well liners



Stowable load ramps



Floor liners



5th-wheel hitch kits



Dash cam systems¹

New Vehicle Limited Warranty. We want your Ford F-Series Super Duty® ownership experience to be the best it can be. Under this warranty, your new vehicle comes with 3-year/36,000-mile bumper-to-bumper coverage, 5-year/60,000-mile Powertrain Warranty coverage, 5-year/60,000-mile safety restraint coverage, 5-year/unlimited-mile corrosion perforation (aluminum panels do not require perforation) coverage, and 5-year/100,000-mile diesel engine coverage (when applicable) – all with no deductible. Please ask your Ford Dealer for a copy of this limited warranty.

Roadside Assistance. Covers your vehicle for 5 years or 60,000 miles, so you have the security of knowing that help may be only a phone call away should you run out of fuel, lock yourself out of the vehicle or need a winch back to a paved road, a battery jump start or towing. Your Ford Dealer can provide complete details on all of these advantages.

Ford Credit. Get the ride you want. Whether you plan to lease or buy, Ford Credit has the option that's right for you. Ask your Ford Dealer for details or visit us online at ford.com/finance.

Ford Protect™ Extended Service Plans. Whether you purchase or lease your Ford vehicle, insist on genuine Ford Protect extended service plans. Ford Protect has a variety of plans to give you peace-of-mind protection whether you want vehicle component or maintenance coverage. Plus, they are fully backed by Ford and honored at all Ford dealerships in the U.S., Canada and Mexico. When you visit your dealer, insist on genuine Ford Protect extended service plans.

Ford Insure. A new insurance product designed just for Ford owners, Ford Insure can help you save money on auto insurance for your connected Ford vehicle. Drive smarter, become an even better driver and earn bigger discounts – it's a win/win/win. Visit the FordPass mobile app or call 1-833-Ford-183.

American Road Services Company LLC is the licensed insurance agency supporting Ford and Lincoln insurance programs. Ford Insure is underwritten by Nationwide Mutual Insurance Company and Affiliated Companies. Subject to underwriting guidelines, review, and approval. Products not available to all persons in all states. Coverages vary by state. Availability varies; program criteria differs in California.

Ford Original Accessories. They're warranted for whichever provides you the greatest benefit: 24 months/unlimited mileage, or the remainder of your Bumper-to-Bumper 3-year/36,000-mile New Vehicle Limited Warranty.

Ford Licensed Accessories (FLA) are warranted by the accessory manufacturer's warranty. FLA are designed and developed by the accessory manufacturer and have not been designed or tested to Ford Motor Company engineering requirements. Contact your Ford Dealer for details and/or a copy of all limited warranties.

Amazon, Alexa, and all related logos and marks are trademarks of Amazon.com, Inc. or its affiliates. Apple, Apple CarPlay, Apple Watch and iPhone are trademarks of Apple Inc., registered in the U.S. and other countries. App Store is a service mark of Apple Inc. BANG & OLUFSEN and B&O are registered trademarks of Bang & Olufsen Group. Licensed by Harman Becker Automotive Systems Manufacturing Kft. All rights reserved. DuraTrac is a registered trademark of The Goodyear Tire & Rubber Company. Google, Android, Google Assistant, Google Play, Android Auto, Waze and other marks are trademarks of Google LLC. Requires the Android Auto app on Google Play and an Android compatible smartphone running Android™ 5.0 or higher. HD Radio is a proprietary trademark of iBiquity Digital Corporation. John Deere, the leaping deer symbol, and green and yellow trade dress are trademarks of Deere & Company. King Ranch is a registered trademark of King Ranch, Inc. Miko is a registered trademark of Miko s.r.l. SiriusXM and all related marks and logos are trademarks of Sirius XM Radio Inc. WEATHER GUARD is a registered trademark of Werner Co. Yakima is a registered trademark of Yakima Products Inc.

Comparisons based on competitive models (class is Full-Size Pickups over 8,500 lbs. GVWR based on Ford segmentation), publicly available information and Ford certification data at time of release. Vehicles may be shown with optional and aftermarket upfit equipment. Features may be offered only in combination with other options or subject to additional ordering requirements/limitations. Dimensions and capacity ratings shown may vary due to optional features and/or production variability. Information is provided on an "as is" basis and could include technical, typographical or other errors. Ford makes no warranties, representations, or guarantees of any kind, express or implied, including but not limited to, accuracy, currency, or completeness, the operation of the information, materials, content, availability, and products. Ford reserves the right to change product specifications, pricing and equipment at any time without incurring obligations. Your Ford Dealer is the best source of the most up-to-date information on Ford vehicles. Body manufacturers are responsible for compliance certification of the completed vehicle. The Ford New Vehicle Limited Warranty and any government certification made by Ford shall cover only the vehicle as manufactured by Ford and shall not extend to any addition, modification or change of or to the vehicle by the Ford Authorized Pool Account. Colors are representative only. See your dealer for actual paint/trim options.



BUILT TO KEEP YOU MOVING.™
The FordPass™ App² puts your Super Duty owner experience right in the palm of your hand.



COMPLIMENTARY MAINTENANCE

With FordPass Rewards™, you can earn 42,000 Points to use toward complimentary maintenance when you buy or lease a new Ford.³ Or save your Points for future service, accessories or even your next new vehicle purchase. And when it's time to schedule service, you can do it right from your FordPass App.



REWARDS

In addition to complimentary maintenance, you can easily earn FordPass Rewards Points for many of the things you already do with us, including service and maintenance at participating dealers. Then you can redeem your Points for discounts on service, parts, accessories and new vehicle purchases. Use your app to watch your Points grow and keep track of how you use them.



ROADSIDE ASSISTANCE

With the FordPass App, you can request roadside assistance like fuel delivery, flat-tire repair and more 24/7 anywhere, anytime.⁴ Just use your app to call or make an e-request and help is on the way.



CONNECT & CONTROL

Stay connected and in control of your vehicle with complimentary remote features accessed through the FordPass App. Start, stop, lock and unlock your vehicle, schedule a start, even check fuel and fluid levels right from the app.⁵ You can also get vehicle health alerts, service history and service alerts to help you keep on top of your vehicle's maintenance.



Download the FordPass App today.

SHOP THE COMPLETE COLLECTION | accessories.ford.com

¹Ford Licensed Accessory.

²FordPass App, compatible with select smartphone platforms, is available via a download. Message and data rates may apply. ³75,000 points for Diesel owners. Modem must be activated within 60 days of purchase through the FordPass App on a smartphone and remain active for at least 6 months after activation. Buyers of non-modem-equipped vehicles will also receive Points for complimentary maintenance after enrollment. Visit a participating dealer for details. ⁴Roadside assistance is included for certain owners and available to everyone for a per-service fee. ⁵FordPass Connect™ (optional on select vehicles), the FordPass App, and complimentary Connected Service are required for remote features (see FordPass Terms for details). Connected service and features depend on compatible AT&T network availability. Evolving technology/cellular networks/vehicle capability may limit functionality and prevent operation of connected features. Connected service excludes Wi-Fi hotspot.