

INTRODUCING THE NEW 2020 TRANSIT

PACKAGING GUIDE



COMING FALL 2019

Preproduction models shown, throughout.

2020 TRANSIT — AMERICA'S BEST-SELLING VAN⁽¹⁾ JUST GOT MORE PRODUCTIVE

BUILT FORD TOUGH® AND PACKED WITH MORE TECHNOLOGY THAN EVER BEFORE.

The redesigned 2020 Ford Transit Cargo and Passenger Vans are equipped to meet the day-to-day goals of making a business successful, no matter if the need is carrying 15 passengers or getting the crew and supplies to the job site. Updated front-end design, new powertrain choices, an all-new Crew Van model, new available all-wheel drive and 10 new driver-assist technologies are just some of what makes Transit the best choice for business owners.

2020 TRANSIT HIGHLIGHTS

- **NEW** all-wheel drive (AWD) for gas engines
- **NEW** Crew Van model gives Cargo Van customers a new option
- **NEW** engine lineup with a choice of gas or diesel power:
 - **NEW** 3.5L PFDI V6 gas engine
 - Updated 3.5L EcoBoost® V6 gas engine
 - **NEW** 2.0L EcoBlue® Bi-Turbo I-4 Diesel (available Spring 2020)
- **NEW** 10-speed automatic transmission paired with all engines
- **NEW** maximum 11,000-lb. GVWR on the Chassis Cab/Cutaway models
- **NEW** heavy-duty front axle with 4,600-lb. FGAWR included with AWD models
- **NEW** power-sliding passenger-side door available on Cargo and Passenger Van, medium- and high-roof models
- **NEW** Ford Co-Pilot360™ technologies
- **NEW** Adaptive Cruise Control with Adjustable Speed Limiting Device (ASLD)
- **NEW** Enhanced Active Park Assist



NOTE: See pages 8 through 31 for specific feature availability.

WHAT'S INSIDE

2020 Transit Highlights	2
New Driver-Assist Technologies	3
New Crew Van	3
Options Commercial Customers Value	4

Configurations at a Glance	5
Transit Body Decoder	6
Seating Configurations	7

MODEL LINEUP

Cargo Van	8 – 13	Passenger Van	20 – 25
Crew Van	14 – 18	Transit Cutaway & Chassis Cab	27 – 31

Wheels and Exterior Colors 19 and 26

NEW DRIVER-ASSIST TECHNOLOGIES

The following Ford Co-Pilot360 driver-assist technologies in 2020 Transit Vans were developed to help provide on-road confidence and increase productivity.

Ford Co-Pilot360 features include:

- Automatic High-Beam Headlamps — standard [A]
- BLIS® (Blind Spot Information System) with Cross-Traffic Alert and trailer coverage — standard on Passenger Van XLT; available on Cargo Van, Crew Van and Passenger Van XL [B]
- Lane-Keeping System with Lane-Keeping Assist, Lane-Keeping Alert and Driver Alert — standard [C]
- Pre-Collision Assist with Automatic Emergency Braking (AEB), Pedestrian Detection and Forward Collision Warning with Dynamic Brake Support — standard [D]
- Rear View Camera with trailer hitch assist — standard [E]

OTHER DRIVER-ASSIST TECHNOLOGIES

- Adaptive Cruise Control with Adjustable Speed Limiting Device (ASLD)
- Enhanced Active Park Assist
- Front and Rear View Camera with split-view display
- Hill Start Assist
- Post-Collision Braking
- Reverse Sensing System and Side Sensing System
- Selectable Drive Modes



NEW CREW VAN GIVES YOU ROOM FOR FIVE

Start with a Cargo Van and add a second row to accommodate three more passengers and you have the all-new Crew Van model with room to carry five people.

- Intended for larger work crews to accommodate both people and cargo
- Fully equipped with side-curtain airbags⁽²⁾ to help protect the rear-seat passengers
- Standard running board on the passenger side
- Vinyl flooring for second row
- Heavy-Duty Trailer Tow Package available

(1) Class is Full-Size Vans based on Ford segmentation.

(2) Always wear your safety belt and secure children in a rear seat, if equipped, and follow airbag warning label instructions.



2020 TRANSIT



OPTIONS THAT COMMERCIAL CUSTOMERS VALUE

- The Transit family of vans offers the most vehicle configurations in its class⁽¹⁾
- Commercial customers appreciate having a range of options. With two wheelbases, three body lengths, three roof heights and three engine choices, Transit Vans put Ford dealerships in an optimal position to offer the right vehicle for each customer
- The latest Transit updates are driven by commercial customers, whose priorities focus on safety, reducing costs, and increasing uptime and productivity
- With vehicles' on-the-job time being important to fleet buyers, Ford driver-assist technologies are key selling points
- Commercial customers see their Transit Van as a mobile work space — even in bad weather, their tools and equipment are covered and secure



TRANSIT PERFORMANCE: EVERY TRIP COUNTS

Business owners' costs can fluctuate from one week to the next, so Ford tries to add predictability to the vehicle side of the budget. That's why many systems and components in the 2020 Transit Vans are designed with efficiency in mind. Here are some of the key improvements:

- **NEW** 3.5L PFDI V6 gas engine
 - Custom designed for Transit
 - The combination port fuel and direct-injection system helps manage performance, especially at low loads
- **NEW** 2.0L EcoBlue® Bi-Turbo I-4 Diesel engine (available Spring 2020)
 - Custom designed for Transit
 - Auto Start-Stop Technology and low-friction components can help fuel management in stop-and-go city traffic
- Updated 3.5L EcoBoost® V6 with Auto Start-Stop Technology
- **NEW** 10-speed automatic transmission
- Driver-selectable ECO Drive Mode
- Smart Acceleration Truncation (fleet only) revises calibrations in light or unloaded conditions





















(1) Class is Full-Size Vans based on Ford segmentation.

NOTE: See pages 8 through 31 for specific feature availability.

CONFIGURATIONS AT A GLANCE

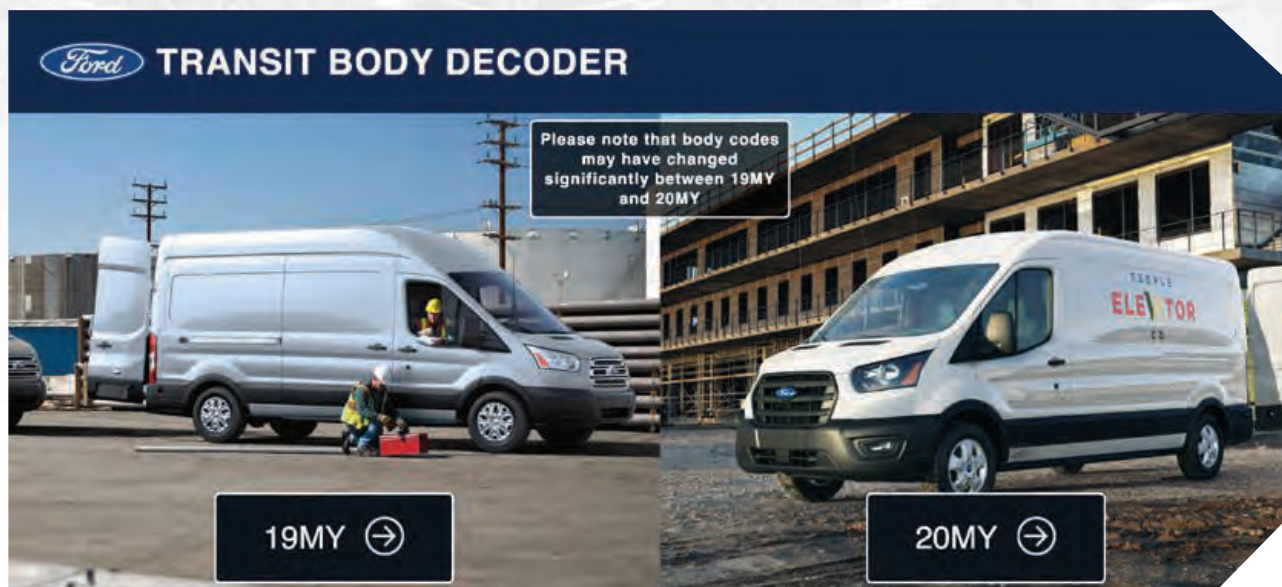
Before diving into the model lineup details, use the chart below as a starting point or road map to help configure and order Transit models.

		WHEELBASE/LENGTH			
		REGULAR 130" WHEELBASE 8-/10-PERSON PASSENGER VAN	LONG 148" WHEELBASE 12-/15-PERSON PASSENGER VAN	EXTENDED LENGTH 148" WHEELBASE 15-PERSON PASSENGER VAN	
CARGO VAN LOAD LENGTH (FLOOR/BELT)		10'5"/9'6"	11'9"/11'1"	14'3"/13'5"	
ROOF HEIGHT	LOW ROOF 82.9"	CARGO VAN			
		CREW VAN			
		PASSENGER VAN			
	MEDIUM ROOF 100.3"	CARGO VAN			
		CREW VAN			
		PASSENGER VAN			
	HIGH ROOF 110.2"	CARGO VAN			
		CREW VAN			
		PASSENGER VAN			
REAR DOORS		50/50 HINGED, 180-DEGREE OPENING	50/50 HINGED, 253-DEGREE OPENING	50/50 HINGED, 253-DEGREE OPENING	

TRANSIT BODY DECODER

For 2020, Transit will offer customers more choices and flexibility than ever. Adding the Crew Van model and all-wheel drive increased the number of possible configurations from 63 to 78 different body codes, as well as potentially changing body codes from the previous model year. To help simplify the ordering process, the Transit Body Decoder website has been updated to guide you through the selection process.

Ordering Transit Vans becomes easier when using the updated online Transit Body Decoder (TransitBodyDecoder.com), which provides a step-by-step process to configure the right vehicle for your customer and find the associated body code.



FOR MORE DETAILS,

Watch the "Updated Ford Transit Body Decoder website" video. Assistant Brand Manager Tim Maes takes you through the site updates and compares the 2019 and 2020 body code configurations. The video is available on eSourceBook and Ford Tube.



SEATING CONFIGURATIONS

A wide range of configurations — 3 lengths, 2 wheelbases and 3 roof heights — along with numerous seating options, allows customers to configure Transit to their exact seating needs. Here's a look at the seating options.



96K

2-Passenger Seating

- Seat configuration is optional with or without Builders Prep Package (47E)

Standard on Cargo Van, optional on all Passenger Van models.

NOTE: 13 rear seats are removed, but seat attachment points still exist on models without Builders Prep Package (47E).



96K

3-Passenger Seating

- Dual front-passenger seat

Available on Cargo Van when a dual passenger seat option is ordered (late availability).



96X

2-Passenger Seating

- Seat configuration is optional without Builders Prep Package (47E) only

Optional on all Passenger Van long-length models.

NOTE: 10 rear seats are removed, but seat attachment points still exist.



96U

5-Passenger Seating

- Second-row triple-wide seat

Standard on Crew Van, optional on medium roof regular-length Passenger Vans.

NOTE: 3 rear seats are removed, but seat attachment points still exist.



96L

8-Passenger Seating

- Second-row triple-narrow seat
- Third-row triple-wide seat

Optional on low roof regular-length Passenger Van models.



96M

8-Passenger Seating

- Second-row triple-wide seat
- Third-row triple-wide seat

Optional on medium roof regular-length Passenger Van models.



96V

8-Passenger Seating

- Second-row triple-narrow seat
- Third-row double/single seat with a gap between

Optional on medium and high roof long-length Passenger Van models.

NOTE: 4 rear seats are removed, but seat attachment points still exist.



96W

10-Passenger Seating

- Second-row double seat
- Third-row double/single seat with a gap between
- Fourth-row double/single seat with a gap between

Optional on extended-length Passenger Van models.

NOTE: 4 rear seats are removed, but seat attachment points still exist.



96S

14-Passenger Seating

- Second-row double seat
- Third-row double/single seat with a gap between
- Fourth-row double/single seat with a gap between
- Fifth-row single/double/single seat

Optional on long-length Passenger Van models.



96T

14-Passenger Seating

- Second-row double seat
- Third-row double/single seat with a gap between
- Fourth-row double/single seat with a gap between
- Fifth-row double/double seat

Optional on extended-length Passenger Van models.



96P

15-Passenger Seating

- Second-row triple-narrow seat
- Third-row double/single seat with a gap between
- Fourth-row double/single seat with a gap between
- Fifth-row single/double/single seat

Optional on long-length Passenger Van models.

■ = Fixed seat

■ = Removable seat

NOTE: See pages 8 through 31 for specific feature availability.

2020 TRANSIT CARGO VAN — MODEL LINEUP

STANDARD FEATURES

PERFORMANCE AND CAPABILITY

- Alternator
 - 250-AH (gas engines)
- Auxiliary fuel port
- Batteries
 - Single, 70-AH (3.5L PFDI V6)
 - Single AGM, 70-AH (3.5L EcoBoost® V6)
- Brakes
 - 4-wheel disc with Anti-Lock Brake System
 - Manual parking brake
- Drive — rear-wheel drive
- Engines
 - 3.5L PFDI V6 (except S4U)
 - 3.5L EcoBoost V6 (S4U only)
- Fuel tank — 25-gal., midship-mounted
- Heavy-duty front axle (select body codes)
- Horn, single note
- Steering — electric power-assisted steering (EPAS)
- Suspension
 - Independent MacPherson-strut front with stabilizer bar
 - Rear leaf springs with heavy-duty gas shock absorbers
- Tires
 - 195/75R16 all-season (DRW; RWD, with standard front axle configurations)
 - 205/75R16 all-season (DRW; AWD, 11,000-lb. GVWR or RWD with heavy-duty front axle configurations)
 - 235/65R16 all-season (SRW)
- Transmission — 10-speed automatic with SelectShift® capability

EXTERIOR

- Bumper, front — Carbon Black, body-color with lower valance
- Bumper, rear — Carbon Black without integral step
- Cargo area windows — none
- Doors, rear
 - 50/50 hinged, 180-degree opening (RWB)
 - 50/50 hinged, 253-degree opening (LWB and LWB EL)
- Doors, side
 - Sliding passenger-side
 - Sliding passenger-side, power (AWD, DRW body codes F4U and S4U only)
- Easy Fuel® capless fuel filler
- Glass
 - Laminated, high-strength (sliding door only)
 - Tinted
- Grille — three-bar, with Carbon Black surround
- Mirrors — short-arm power, manual-folding
- Moldings, bodyside — Carbon Black
- Roof marker lamps (included on DRW models)
- Stop lamp — center high-mounted (CHMSL)
- Tow hook, rear
- Wheels
 - 16" silver-painted steel with black hubcap (SRW with standard front axle configurations)
 - 16" silver-painted steel with exposed lug nuts (SRW with heavy-duty front axle configurations)
 - 16" heavy-duty silver steel with exposed lug nuts (DRW)
- Wheels, spare tire — full-size tire and wheel

FORD CO-PILOT360™

- Auto High-Beam Headlamps — (std.)
- BLIS® (Blind Spot Information System) with Cross-Traffic Alert and trailer coverage — (avail.)
- Lane-Keeping System (includes new Lane-Keeping Assist and Lane-Keeping Alert) — (std.)
- Pre-Collision Assist with Automatic Emergency Braking (AEB), Pedestrian Detection and Forward Collision Warning with Dynamic Brake Support — (std.)
- Rear View Camera with trailer hitch assist — (std.)

NOTE: See the latest Dealer Ordering Guide for the most up-to-date feature availability.

CARGO VAN STANDARD FEATURES CONTINUED

INTERIOR

- 12-volt powerpoint — instrument panel and center console (1 ea.)
- Accessory delay — 30 minutes
- Assist handles
 - A-pillar, driver- and passenger-side
 - B-pillar, passenger-side
- Audio — AM/FM stereo with Bluetooth®, dual USB ports and 4" multifunction display (incl. 4 front speakers)
- Climate control, front air conditioning
- Console, center
 - Medium with integrated shifter and dual cupholder
 - Small with integrated shifter and deployable cupholder (included with 3-across front seating)
- Dome lamp — front, with map lights and theater-dimming
- Door locks — power, with remote keyless entry
- Floor covering — vinyl, front
- Gauges — tachometer, fuel level and temperature
- Glove box — locking
- Handle, interior exit — rear cargo door
- Headliner — cloth, front only
- Hooks, cargo tie-down — 8 (RWB/LWB); 10 (LWB EL)
- Mirror — rearview delete (without rear glass)
- Rear cargo door, locking
- Rear compartment LED lamp switch
- Rear compartment lighting
- Seating
 - Adjustable head restraints
 - Dark Palazzo Gray vinyl
 - Driver and front-passenger 2-way manual reclining bucket seats with inboard armrest
- Shelf, front overhead (medium- and high-roof models)
- Steering column — manual tilt/telescoping
- Step well pads, black
- Sun visors — vinyl-trimmed
- Windows — power

TECHNOLOGIES

- FordPass Connect™ with 4G LTE Wi-Fi modem/Fleet Telematics™ modem
- Hill start assist
- Lane-Keeping System with Lane-Keeping Alert, Lane-Keeping Assist and Driver Alert (incl. in Ford Co-Pilot360)
- Post-Collision Braking
- Side-wind stabilization
- Windshield wipers — automatic rain-sensing

SAFETY AND SECURITY

- AdvanceTrac® with RSC® (Roll Stability Control™)
- Airbags
 - Dual-stage front
 - Front-seat side
 - Safety Canopy® System
- Auto High Beams (incl. in Ford Co-Pilot360)
- Autolocking drive-away with crash unlocking
- Headlamps — halogen
- Passenger-side airbag cutoff switch
- Pre-Collision Assist with Automatic Emergency Braking (AEB), Pedestrian Detection and Forward Collision Warning with Dynamic Brake Support (incl. in Ford Co-Pilot360)
- Rear View Camera with dynamic hitch assist (incl. in Ford Co-Pilot360)
- Safety belts — 3-point, all positions
- SecuriLock® Passive Anti-Theft System
- SOS Post-Crash Alert System™
- Tire Pressure Monitoring System (TPMS)



OPTIONAL EQUIPMENT

CARGO VAN 101A

PERFORMANCE AND CAPABILITY

- All-wheel drive (AWD; with gas engines)
- Ambulance Prep Package
- Auxiliary fuse panel with high spec interface connector
- Axle — front, heavy-duty
- Batteries
 - Single AGM, 70-AH (3.5L PFDI V6)
 - Dual AGM, 70-AH each (gas engines)
- Biodiesel Engine Prep Package (late availability)
- Dual alternators — 250-AH each (3.5L EcoBoost® V6)
- Engine block heater (gas engines only)
- Engines
 - 2.0L EcoBlue® Bi-Turbo I-4 Diesel (select body codes; late availability)
 - 3.5L EcoBoost V6 (all models except S4U where it is standard)
- Fuel tank, extended range — 31-gal., midship-mounted (LWB/LWB EL)
- Heavy-duty front axle (select body codes)
- Heavy-Duty Trailer Tow Package
- Horn, dual note
- Manual regeneration initiation (avail. with or without active regeneration inhibitor; reqs. 2.0L diesel; late availability)
- Modified Vehicle Wiring System
- Programmable battery guard/enhanced cutoff relay (late availability)
- Smart Acceleration Truncation (fleet only)
- Tow/haul mode with trailer wiring provisions
- Trailer brake controller (reqs. cruise control or Adaptive Cruise Control and reqs. Heavy-Duty Trailer Tow Package or tow/haul mode with trailer wiring provisions)
- Upfitter Interface Module (UIM)
- Wheels — spare tire, full-size tire and wheel delete (LWB EL)

EXTERIOR

- Bumper, rear — Carbon Black with integral step (low roof)
- Daytime running lamps (fleet only)
- Doors
 - 60/40 hinged passenger-side (low roof)
 - Dual sliding side (medium/high roof NA with AWD/DRW body codes F4U and S4U)
 - Power sliding (medium/high roof)
- Exterior Upgrade Package (SRW)
- Exterior Upgrade Package (DRW)
- Fog lamps, front — halogen
- Front license plate bracket (std. in states requiring 2 plates; optional in all others)
- Glass
 - High-strength laminated (avail. with fixed windows all-around only; medium/high roof LWB)
 - Privacy
- Mirrors
 - Long-arm power, manual-folding
 - Long-arm power, manual-folding, heated with turn signals
 - Short-arm power, manual-folding, heated with turn signals
- Running boards
 - Extended length, driver- and passenger-side
 - Passenger-side cargo door area
 - Power — passenger-side cargo door area
- Wheels SRW
 - 16" forged-aluminum⁽¹⁾ (64G)
 - 16" steel with full silver-colored wheel cover⁽²⁾ (64H)
 - 16" styled aluminum⁽²⁾ (64S)
- Wheels DRW
 - 16" heavy-duty forged-aluminum⁽¹⁾ (76G)
 - 16" heavy-duty forged-aluminum⁽²⁾ (76E)
- Windows
 - All-around, fixed
 - Fixed rear cargo door glass
 - Fixed rear cargo door glass and fixed passenger-side cargo door glass
 - Fixed rear cargo door glass and fixed driver- and passenger-side cargo door glass (reqs. dual sliding side doors)

(1) Heavy-duty front axle only.
(2) Standard front axle only.

NOTE: See the latest Dealer Ordering Guide for the most up-to-date feature availability.



CARGO VAN 101A CONTINUED

INTERIOR

- 12-volt powerpoint — rear of vehicle (1)
- 110V/150W power outlet (90C)
- 110V/400W power outlet (90D; incl. dual AGM batteries)
- Assist handles — D-pillar (driver- and passenger-side)
- Audio
 - AM/FM stereo with Bluetooth® and dual USB ports
 - Audio Pack #19 with HD Radio,™ SiriusXM® capability, SYNC® 3 and 4" multi-function display (58V; incl. 8 speakers, 4 front/4 rear)
 - Audio Pack #20 with HD Radio, SiriusXM capability, SYNC 3 and 8" color multi-function touchscreen (58W; incl. 8 speakers, 4 front/4 rear)
 - Audio Pack #21 with audio input jack, SYNC 3 and 8" color multi-function touchscreen (58X; incl. 8 speakers, 4 front/4 rear)
 - Audio Pack #22 with HD Radio, SiriusXM capability, audio input jack, SYNC 3 and 8" color multi-function touchscreen (58Y; incl. 8 speakers, 4 front/4 rear)
 - Audio Pack #28 with HD Radio, SiriusXM capability, audio input jack, SYNC 3 and 8" color multi-function touchscreen with Navigation (584; incl. 8 speakers, 4 front/4 rear)
- Audio speakers — 6 (91L; 4 front/2 rear)
- Bulkheads
 - With lockable door (low roof and medium roof only — late availability)
 - With window (low roof and medium roof only — late availability)
- Climate control
 - Front and rear auxiliary A/C and heater (driver-controlled)
 - Auxiliary Heater Prep Package without rear controls
 - Auxiliary Heater A/C Prep Package without rear controls
- Console, center — large with integrated shifter
- Cruise control (incl. Adjustable Speed Limiting Device [ASLD])
- Floor covering
 - Carpet — front only
 - Carpeted floor mats — front only
 - Heavy-duty cargo flooring
 - Vinyl — front and rear
- Heavy-duty scuff plate kit (NA with dual sliding cargo doors)

- Interior Upgrade Package
- Load Area Protection Package
- Mirror
 - Rearview (incl. with rear glass window configurations)
 - Rearview display in rearview mirror (opt. with Radio Prep Pkg.)
- Parking brake — push-down manual
- Seating — front, 2-way manual driver
 - Dark Palazzo Gray vinyl (21J; avail. with 10,360-lb. GVWR only)
 - Dark Palazzo Gray cloth (21K)
- Seating — front, 2-way manual driver and 2-way manual passenger
 - Dark Palazzo Gray cloth (21C; avail. with 10,360-lb. GVWR only)
 - Dark Palazzo Gray cloth (21L)
 - Dark Palazzo Gray vinyl (21P; incl. passenger armrest)
 - Ebony cloth (21D; avail. with 10,360-lb. GVWR only)
 - Ebony cloth (21M)
- Seating — front, 2-way manual driver and 2-way manual dual passenger (late availability)
 - Dark Palazzo Gray vinyl (212; avail. with 10,360-lb. GVWR only)
 - Dark Palazzo Gray vinyl (213)
 - Ebony cloth (216; avail. with 10,360-lb. GVWR only)
 - Ebony cloth (217)
- Seating — front, 4-way manual swivel driver and 4-way manual swivel passenger
 - Dark Palazzo Gray cloth (218; avail. with 10,360-lb. GVWR only)
 - Dark Palazzo Gray cloth (21T)
- Seating — front, 10-way power driver and 10-way passenger
 - Dark Palazzo Gray cloth (21Q)
 - Ebony cloth (21R)
 - Ebony leather (21S)
- Scuff Plate Kit (NA with dual sliding side cargo doors)
- Smoker's Package
- Sun visors — illuminated, vinyl-trimmed
- Upfitter Package
- Vehicle maintenance monitor (incl. engine hour meter)

TECHNOLOGIES

- Adaptive Cruise Control (incl. Adjustable Speed Limiting Device [ASLD])
- BLIS® (Blind Spot Information System) with Cross-Traffic Alert and trailer coverage (incl. in Ford Co-Pilot360™)
- Camera — front and rear split-view
- Enhanced Active Park Assist
- Reverse Sensing System
- Side Sensing System

SAFETY AND SECURITY

- Defroster — Rear-window (reqs. any window package that incl. fixed rear door glass)
- Headlamps
 - Autolamp
 - Halogen, wiper-activated
- Keyless entry keypad
- Keys — 2 additional (4 total) with key fobs
- MyKey®
- Perimeter anti-theft alarm



PACKAGE OVERVIEW

CARGO VAN 101A

AMBULANCE PREP PACKAGE (47B)

AVAILABILITY:

- Medium- or high-roof Cargo Van with sliding passenger-side cargo door
- 3.5L EcoBoost® V6 engine

INCLUDES:

- 3.73 limited-slip rear axle ratio
- Dual AGM batteries
- Dual alternators
- Fixed rear cargo door glass and fixed passenger-side cargo door glass
- Modified Vehicle Wiring System
- Front license plate bracket
- Auxiliary fuse panel with high spec interface connector
- Dual-note horn

UPGRADABLE FEATURES/OPTIONS (for additional charge):

- Privacy glass with rear-window defroster

NOTE 1: Check with upfitter on charge margin acceptability.

NOTE 2: 3.5L EcoBoost V6 engine does not include Auto Start-Stop Technology on this particular application.

NOTE: See the latest Dealer Ordering Guide for the most up-to-date feature availability.

EXTERIOR UPGRADE PACKAGE — DRW (18L)

- 16" heavy-duty silver-painted steel wheel with exposed lug nuts
- Chrome-trimmed halogen headlamps with autolamp
- Three-bar grille with chrome surround

UPGRADABLE FEATURES/OPTIONS (for additional charge):

- HID headlamps
- 16" heavy-duty forged-aluminum wheel (standard front axle configurations)
- 16" heavy-duty forged-aluminum wheel (heavy-duty front axle configurations)
- 16" heavy-duty white steel wheel with exposed lug nuts

EXTERIOR UPGRADE PACKAGE — SRW (18D)

- 16" steel wheel with full silver wheel cover (standard front axle configurations) or 16" silver-painted steel wheel with exposed lug nuts (heavy-duty front axle configurations)
- Chrome-trimmed halogen headlamps with autolamp
- Three-bar grille with chrome surround

UPGRADABLE FEATURES/OPTIONS (for additional charge):

- 16" styled aluminum wheel
- 16" forged-aluminum wheel
- HID headlamps

HEAVY-DUTY TRAILER TOW PACKAGE⁽¹⁾ (53B)

- 4-/7-pin connector assembly and rear jumper
- Tow/haul mode with trailer wiring provisions
- Relay system for backup/B+/running lights
- Frame-mounted hitch receiver
- Not available with rear tow hook



CARGO VAN 101A CONTINUED

INTERIOR UPGRADE PACKAGE (96C)

- Full-height polypropylene cargo area panels
- Vinyl floor covering, front and rear
- Short-arm power, manual-folding mirrors (when BLIS® is not selected)
- Vinyl sun visors with illuminated vanity mirror
- Dark Palazzo Gray cloth, 2-way manual driver and passenger front seats (21L)
- Cruise control

UPGRADABLE FEATURES/OPTIONS (for additional charge):

- Dark Palazzo Gray cloth front seats (21C)
- Ebony cloth, 2-way manual driver and 2-way manual passenger front seats (21D and 21M)
- Long-arm power, manual-folding heated mirrors with turn signals
- Adaptive Cruise Control (when Ambulance Prep Package and 3.5L PFDI V6 engine combination is not selected)
- Dark Palazzo Gray cloth, 10-way power driver and passenger front seats (21Q)
- Ebony cloth, 10-way power driver and passenger front seats (21R)
- Ebony leather, 10-way power driver and passenger seats (21S)
- Short-arm power, manual-folding heated mirrors with turn signals
- Heavy-duty cargo flooring

LOAD AREA PROTECTION PACKAGE (96D)

- Vinyl floor covering, front and rear
- Full-height polypropylene cargo area panels
- Not available with power running board or windows all around

UPGRADABLE FEATURES/OPTIONS (for additional charge):

- Heavy-duty cargo flooring

MODIFIED VEHICLE WIRING SYSTEM (53K)

- Modified vehicle connections for customized wiring harness provisions
- Dual AGM batteries

TOW/HAUL MODE WITH TRAILER WIRING PROVISIONS⁽¹⁾ (53D)

- 4-/7-pin connector assembly and rear jumper
- Trailer wiring harness to rear of vehicle upfit
- Trailer sway control
- Tow/haul mode

UPFITTER PACKAGE (67C)

- High-capacity upfitter switches
- Large center console
- Auxiliary fuse panel with high spec interface connector
- Dual AGM batteries
- Modified Vehicle Wiring System
- Not available with 3-passenger seating (212, 213, 216 and 217)

(1) This package does not include a trailer brake controller. Additionally, if a customer wants a trailer brake controller after initial purchase, it will have to be an aftermarket trailer brake controller and aftermarket wiring harness.

2020 TRANSIT CREW VAN — MODEL LINEUP

STANDARD FEATURES

PERFORMANCE AND CAPABILITY

- Alternator
 - 250-AH (gas engines)
- Auxiliary fuel port
- Batteries
 - Single, 70-AH (3.5L PFDI V6)
 - Single AGM, 70-AH (3.5L EcoBoost® V6)
- Brakes
 - 4-wheel disc with Anti-Lock Brake System
 - Manual parking brake
- Drive — rear-wheel drive
- Engines
 - 3.5L PFDI V6 (except S4W)
 - 3.5L EcoBoost V6 (S4W only)
- Fuel tank — 25-gal., midship-mounted
- Heavy-duty front axle (select body codes)
- Horn, single note
- Steering — electric power-assisted steering (EPAS)
- Suspension
 - Independent MacPherson-strut front with stabilizer bar
 - Rear leaf springs with heavy-duty gas shock absorbers
- Tires
 - 195/75R16 all-season (DRW; RWD with standard front axle configurations)
 - 205/75R16 all-season (DRW; AWD, 11,000-lb. GVWR or RWD with heavy-duty front axle configurations)
 - 235/65R16 all-season (SRW)
- Transmission — 10-speed automatic with SelectShift® capability

EXTERIOR

- Bumper, front — Carbon Black, body-color with lower valance
- Bumper, rear — Carbon Black without integral step
- Doors, rear
 - 50/50 hinged, 180-degree opening (RWB)
 - 50/50 hinged, 253-degree opening (LWB and LWB EL)
- Doors, side — sliding passenger-side
- Easy Fuel® capless fuel filler
- Glass
 - Laminated, high-strength (sliding door only)
 - Tinted
- Grille — three-bar, with Carbon Black surround
- Mirrors — short-arm power, manual-folding
- Moldings, bodyside — Carbon Black
- Rear cargo window
- Roof marker lamps (incl. on DRW models)
- Running board — passenger-side
- Stop lamp — center high-mounted (CHMSL)
- Tow hook, rear
- Wheels
 - 16" silver-painted steel with black hubcap (SRW with standard front axle configurations)
 - 16" silver-painted steel with exposed lug nuts (SRW with heavy-duty front axle configurations)
 - 16" heavy-duty silver steel with exposed lug nuts (DRW)
- Wheels, spare tire — full-size tire and wheel
- Windows — fixed rear cargo door glass with fixed driver- and passenger-side cargo door glass



FORD CO-PILOT360™

- Auto High-Beam Headlamps — (std.)
- BLIS® (Blind Spot Information System) with Cross-Traffic Alert and trailer coverage — (avail.)
- Lane-Keeping System (includes new Lane-Keeping Assist and Lane-Keeping Alert) — (std.)
- Pre-Collision Assist with Automatic Emergency Braking (AEB), Pedestrian Detection and Forward Collision Warning with Dynamic Brake Support — (std.)
- Rear View Camera with trailer hitch assist — (std.)

CREW VAN STANDARD FEATURES CONTINUED

INTERIOR

- 12-volt powerpoint — instrument panel and center console (1 each)
- Accessory delay — 30 minutes
- Assist handles
 - A-pillar, driver- and passenger-side
 - B-pillar, passenger-side
- Audio — AM/FM stereo with Bluetooth®, dual USB ports and 4" multi-function display (incl. 4 front speakers)
- Climate control, front air conditioning
- Console, center — medium with integrated shifter and dual cupholder
- Dome lamp — front, with map lights and theater-dimming
- Door locks — power, with remote keyless entry
- Floor covering — vinyl, front and rear
- Gauges — tachometer, fuel level and coolant temperature
- Glove box — locking
- Handle, interior exit — rear cargo door
- Headliner — cloth, front only
- Hooks, cargo tie-down — 8 (RWB/LWB); 10 (LWB EL)
- Mirror — rearview
- Rear cargo door, locking
- Rear compartment LED lamp switch
- Rear compartment lighting
- Seating — 5-passenger
 - 2nd-row 3-passenger seating
 - Dark Palazzo Gray vinyl
 - Driver and front-passenger 2-way manual reclining bucket seats with inboard armrest
- Shelf, front overhead (medium- and high-roof models)
- Steering column — manual tilt/telescoping
- Step well pads, black
- Sun visors — vinyl-trimmed
- Windows — power

TECHNOLOGIES

- FordPass Connect™ with 4G LTE Wi-Fi modem/Fleet Telematics™ modem
- Hill start assist
- Lane-Keeping System with Lane-Keeping Alert, Lane-Keeping Assist and Driver Alert (incl. in Ford Co-Pilot360™)
- Post-Collision Braking
- Side-wind stabilization
- Windshield wipers — automatic rain-sensing

SAFETY AND SECURITY

- AdvanceTrac® with RSC® (Roll Stability Control™)
- Airbags
 - Dual-stage front
 - Front-seat side
 - Safety Canopy® System
- Auto High Beams (incl. in Ford Co-Pilot360)
- Autolocking drive-away with crash unlocking
- Headlamps — halogen
- Passenger-side airbag cutoff switch
- Pre-Collision Assist with Automatic Emergency Braking (AEB), Pedestrian Detection and Forward Collision Warning with Dynamic Brake Support (incl. in Ford Co-Pilot360)
- Rear View Camera with trailer hitch assist (incl. in Ford Co-Pilot360)
- Safety belts — 3-point, all positions
- SecuriLock® Passive Anti-Theft System
- SOS Post-Crash Alert System™
- Tire Pressure Monitoring System (TPMS)



NOTE: See the latest Dealer Ordering Guide for the most up-to-date feature availability.

OPTIONAL EQUIPMENT

CREW VAN 201A

PERFORMANCE AND CAPABILITY

- All-wheel drive (AWD; avail. with gas engines)
- Auxiliary fuse panel with high spec interface connector
- Batteries
 - Single AGM, 70-AH (3.5L PFDI V6 only)
 - Dual AGM, 70-AH each (gas engines)
- Biodiesel Engine Prep Package (late availability)
- Dual alternators — 250-AH each (gas engines only)
- Dual-note horn
- Engine block heater (std. on 2.0L diesel engine)
- Engines
 - 2.0L EcoBlue® Bi-Turbo I-4 Diesel (select models; late availability)
 - 3.5L EcoBoost® V6
- Fuel tank, extended range — 31-gal., midship-mounted (LWB/LWB EL)
- Heavy-duty front axle (select body codes)
- Heavy-Duty Trailer Tow Package
- Manual regeneration initiation (avail. with or without active regeneration inhibitor; reqs. cruise control 2.0L diesel; late availability)
- Modified Vehicle Wiring System
- Programmable battery guard/enhanced cutoff relay (late availability)
- Smart Acceleration Truncation (fleet only)
- Tow/haul mode with trailer wiring provisions
- Trailer brake controller (reqs. cruise control or Adaptive Cruise Control and reqs. Heavy-Duty Trailer Tow Package or tow/haul mode with trailer wiring provisions)
- Upfitter Interface Module (UIM)
- Upfitter switches — high-capacity
- Wheels — spare tire, full-size tire and wheel delete (LWB EL)

EXTERIOR

- Bumper, rear — Carbon Black with integral step (low roof)
- Daytime running lamps (fleet only)
- Exterior Upgrade Package (SRW)
- Exterior Upgrade Package (DRW)
- Fog lamps, front — halogen
- Front license plate bracket (std. in states requiring 2 plates; opt. in all others)
- Glass — privacy
- Mirrors
 - Long-arm power, manual-folding
 - Long-arm power, manual-folding, heated with turn signals
 - Short-arm power, manual-folding, heated with turn signals
- Running boards — Extended length, driver- and passenger-side (NA with dual sliding side cargo doors)
- Wheels SRW
 - 16" forged-aluminum⁽¹⁾ (64G)
 - 16" steel with full silver-colored wheel cover⁽²⁾ (64H)
 - 16" styled aluminum⁽²⁾ (64S)
- Wheels DRW
 - 16" heavy-duty forged-aluminum⁽¹⁾ (76G)
 - 16" heavy-duty forged-aluminum⁽²⁾ (76E)



(1) Heavy-duty front axle only.

(2) Standard front axle only.

CREW VAN 201A CONTINUED

INTERIOR

- 110V/150W power outlet (90C)
- 110V/400W power outlet (90D; incl. dual AGM batteries)
- 12-volt powerpoint — rear of vehicle (1)
- Assist handles — D-pillar (driver- and passenger-side)
- Audio
 - AM/FM stereo with Bluetooth® and dual USB ports
 - Audio Pack #19 with HD Radio™, SiriusXM® capability, SYNC® 3 and 4" multi-function display (58V; incl. 8 speakers, 4 front/4 rear)
 - Audio Pack #20 with HD Radio, SiriusXM capability, SYNC 3 and 8" color multi-function touchscreen (58W; incl. 8 speakers, 4 front/4 rear)
 - Audio Pack #21 with audio input jack, SYNC 3 and 8" color multi-function touchscreen (58X; incl. 8 speakers, 4 front/4 rear)
 - Audio Pack #22 with HD Radio, SiriusXM capability, audio input jack, SYNC 3 and 8" color multi-function touchscreen (58Y; incl. 8 speakers, 4 front/4 rear)
 - Audio Pack #28 with HD Radio, SiriusXM capability, audio input jack, SYNC 3 and 8" color multi-function touchscreen with Navigation (584; incl. 8 speakers, 4 front/4 rear)
- Audio speakers — 6 (91L; 4 front/2 rear)
- Climate control
 - Auxiliary Heater A/C Prep Package without rear controls
 - Auxiliary Heater Prep Package without rear controls
 - Front and rear auxiliary A/C and heater (driver-controlled)
- Console, center — large with integrated shifter
- Cruise control (incl. Adjustable Speed Limiting Device [ASLD])
- Floor covering
 - Carpeted floor mats — front only
- Mirror — rearview display in rearview mirror (opt. with Radio Prep Pkg.)
- Parking brake — push-down manual
- Seating — front, 2-way manual driver and passenger
 - Dark Palazzo Gray cloth (21L)
 - Ebony cloth (21M)
 - Dark Palazzo Gray vinyl (21P; incl. passenger armrest)
- Seating — front, 10-way power driver and 10-way passenger
 - Dark Palazzo Gray cloth (21Q)
 - Ebony cloth (21R)
- Smoker's Package
- Sun visors — illuminated, vinyl-trimmed
- Upfitter Package
- Vehicle maintenance monitor (incl. engine hour meter)

TECHNOLOGIES

- Adaptive Cruise Control (incl. Adjustable Speed Limiting Device [ASLD])
- BLIS® (Blind Spot Information System) with Cross-Traffic Alert and trailer coverage (incl. in Ford Co-Pilot 360™)
- Camera — front and rear split-view
- Enhanced Active Park Assist
- Reverse Sensing System
- Side Sensing System

SAFETY AND SECURITY

- Defroster — rear-window
- Headlamps
 - Autolamp
 - High-intensity discharge (HID), wiper-activated
- Keyless entry keypad
- Keys — 2 additional (4 total) with key fobs
- MyKey®
- Perimeter anti-theft alarm

Sirius, XM and all related marks and logos are trademarks of Sirius XM Radio Inc.

NOTE: See the latest Dealer Ordering Guide for the most up-to-date feature availability.



PACKAGE OVERVIEW

CREW VAN 201A

EXTERIOR UPGRADE PACKAGE — DRW (18L)

- Chrome-trimmed halogen headlamps with autolamp
- Three-bar grille with chrome surround
- 16" heavy-duty silver-painted wheel with exposed lug nuts

UPGRADABLE FEATURES/OPTIONS (for additional charge):

- HID headlamps
- 16" heavy-duty forged-aluminum wheel

EXTERIOR UPGRADE PACKAGE — SRW (18D)

- Chrome-trimmed halogen headlamps with autolamp
- Three-bar grille with chrome surround
- 16" steel wheel with full silver wheel cover (standard front axle configurations) or 16" silver-painted steel wheel with exposed lug nuts (heavy-duty front axle configurations)

UPGRADABLE FEATURES/OPTIONS (for additional charge):

- HID headlamps
- 16" styled aluminum wheel
- 16" forged-aluminum wheel

HEAVY-DUTY TRAILER TOW PACKAGE⁽¹⁾ (53B)

- Tow/haul mode with trailer wiring provisions
- 4-/7-pin connector assembly and rear jumper
- Relay system for backup/B+/running lights
- Frame-mounted hitch receiver

MODIFIED VEHICLE WIRING SYSTEM (53K)

- Modified vehicle connections for customized wiring harness provisions
- Dual AGM batteries

TOW/HAUL MODE WITH TRAILER WIRING PROVISIONS⁽¹⁾ (53D)

- Trailer wiring harness to rear of vehicle upfit
- Trailer sway control
- Tow/haul mode

(1) This package does not include a trailer brake controller. Additionally, if a customer wants a trailer brake controller after initial purchase, it will have to be an aftermarket trailer brake controller and aftermarket wiring harness.

NOTE: See the latest Dealer Ordering Guide for the most up-to-date feature availability.



WHEELS AND EXTERIOR COLORS

CARGO VAN 101A, CREW VAN 201A, CUTAWAY 501A AND CHASSIS CAB 701A

STANDARD



16" Silver Steel with Black Hubcap
SRW, standard front axle configurations



16" Silver Steel with Exposed Lug Nuts
SRW, heavy-duty front axle configurations



16" Heavy-Duty Silver Steel with Exposed Lug Nuts
DRW

OPTIONAL



16" Steel with Full Silver Wheel Cover (64H)
SRW, standard front axle configurations



16" Styled Aluminum (64S)
SRW, standard front axle configurations



16" Forged-Aluminum (64G)
SRW, heavy-duty front axle configurations



16" Heavy-Duty Forged-Aluminum (76E)
DRW, standard front axle configurations



16" Heavy-Duty Forged-Aluminum (76G)
DRW, heavy-duty front axle configurations



16" Heavy-Duty White Steel with Exposed Lug Nuts (76D)
DRW, standard front axle configurations (Fleet Only)



NEW Agate Black⁽¹⁾



Blue Jeans⁽¹⁾



NEW Diffused Silver⁽¹⁾



Green Gem⁽¹⁾




Ingot Silver⁽¹⁾



NEW Kapoor Red⁽¹⁾



Magnetic⁽¹⁾



Oxford White



Race Red



School Bus Yellow – Fleet only

(1) Metallic paint.

2020 TRANSIT PASSENGER VAN — MODEL LINEUP

STANDARD FEATURES

PERFORMANCE AND CAPABILITY

- **Alternator**
 - 240-AH (2.0L EcoBlue® Bi-Turbo I-4 Diesel engine; late availability)
 - 250-AH (gas V6 engines)
- **Auxiliary fuel port**
- **Batteries**
 - Dual AGM, 70-AH each (2.0L EcoBlue® Bi-Turbo I-4 Diesel engine; late availability)
 - Single, 70-AH (3.5L PFDI V6 engine)
 - Single AGM, 70-AH (3.5L EcoBoost® V6 engine)
- **Brakes**
 - 4-wheel disc with Anti-Lock Brake System
 - Manual parking brake
- **Engine block heater (2.0L diesel only)**
- **Engines**
 - 2.0L EcoBlue Bi-Turbo I-4 Diesel (W4X, W4Z; late availability)
 - 3.5L PFDI V6 (all except W4X, W4Z, U5X)
 - 3.5L EcoBoost V6 (U5X)
- **Heavy-duty front axle (select body codes)**
- **Horn, single note**
- **Fuel tank — 25-gal., midship-mounted**
- **Steering — electric power-assisted steering (EPAS)**
- **Suspension**
 - Independent MacPherson-strut front with stabilizer bar
 - Rear leaf springs with heavy-duty gas shock absorbers
- **Tires**
 - 195/75R16 all-season⁽¹⁾ (DRW; RWD)
 - 205/75R16 all-season (DRW; AWD, 11,000-lb. GVWR or RWD with heavy-duty front axle configurations)
 - 235/65R16 all-season (SRW)
- **Transmission — 10-speed automatic with SelectShift® capability**

EXTERIOR

- **Bumper, rear — Carbon Black without integral step**
- **Doors, rear**
 - 50/50 hinged, 180-degree opening (RWB)
 - 50/50 hinged, 253-degree opening (LWB and LWB EL)
- **Doors, side**
 - Sliding passenger-side
 - Power, sliding side (AWD, DRW body code U5X only)
- **Easy Fuel® capless fuel filler**
- **Glass — tinted**
- **Moldings, bodyside — Carbon Black**
- **Roof marker lamps (included on DRW models)**
- **Stop lamp — center high-mounted (CHMSL)**
- **Tow hook, rear**
- **Wheels SRW**
 - 16" silver-painted steel with exposed lug nuts⁽¹⁾
- **Wheels DRW**
 - 16" heavy-duty silver-painted steel with exposed lug nuts
- **Wheels, spare tire — full-size tire and wheel**
- **Windows**
 - All-around, fixed (RWB/LWB)
 - Rear

FORD CO-PILOT360™

- Auto High-Beam Headlamps — (std.)
- BLIS® (Blind Spot Information System) with Cross-Traffic Alert and trailer coverage — (avail.)
- Lane-Keeping System (incl. new Lane-Keeping Assist and Lane-Keeping Alert) — (std.)
- Pre-Collision Assist with Automatic Emergency Braking (AEB), Pedestrian Detection and Forward Collision Warning with Dynamic Brake Support — (std.)
- Rear View Camera with trailer hitch assist — (std.)

INTERIOR

- **12-volt powerpoint — instrument panel and center console (1 each)**
- **Accessory delay — 30 minutes**
- **Assist handles**
 - A-pillar, driver- and passenger-side
 - B-pillar, passenger-side
- **Climate control, front and rear air conditioning**
- **Dome lamp — front, with map lights and theater-dimming**
- **Door locks — power, with remote keyless entry**
- **Gauges — tachometer, fuel level and coolant temperature**
- **Glove box — locking**
- **Headliner — cloth, full length**
- **Mirror — rearview**
- **Rear cargo door, locking**
- **Rear compartment lighting**
- **Seating capacity**
 - 10-passenger seating (RWB)
 - 12-passenger seating (LWB)
 - 15-passenger seating (LWB EL)
- **Seating, front (2-passenger)**
 - Adjustable head restraints
 - Driver and front-passenger 2-way manual reclining bucket seats
 - Driver- and passenger-side inboard armrest
 - Manual driver's side lumbar support
- **Shelf, front overhead (medium- and high-roof models)**
- **Steering column — manual tilt/telescoping**
- **Step well pads, black**
- **USB ports — 5-amp (up to 4 depending on seating configurations)**
- **Windows — power**



TECHNOLOGIES

- FordPass Connect™ with 4G LTE Wi-Fi modem/ Ford Telematics™ modem
- Hill start assist
- Lane-Keeping System with Lane-Keeping Alert, Lane-Keeping Assist and Driver Alert (incl. in Ford Co-Pilot360)
- Post-Collision Braking
- Side-wind stabilization
- Windshield wipers — automatic rain-sensing

SAFETY AND SECURITY

- AdvanceTrac® with RSC® (Roll Stability Control™)
- Airbags
 - Dual-stage front
 - Front-seat side
 - Safety Canopy® System
- Auto High Beams (incl. in Ford Co-Pilot360)
- Autolocking drive-away with crash unlocking
- Passenger-side airbag cutoff switch
- Pre-Collision Assist with Automatic Emergency Braking (AEB), Pedestrian Detection and Forward Collision Warning with Dynamic Brake Support (incl. in Ford Co-Pilot360)
- Rear View Camera with trailer hitch assist (incl. in Ford Co-Pilot360)
- Safety belts — 3-point, all positions
- SecuriLock® Passive Anti-Theft System
- SOS Post-Crash Alert System™
- Tire Pressure Monitoring System (TPMS)

(1) Heavy-duty front axle only.
(2) Standard front axle only.

NOTE: See the latest Dealer Ordering Guide for the most up-to-date feature availability.

PASSENGER VAN ADDITIONAL STANDARD FEATURES

PASSENGER VAN XL

EXTERIOR

- Bumper, front — Carbon Black, body-color with lower valance
- Grille — three-bar, with Carbon Black surround
- Mirrors — short-arm, power, manual-folding
- Wheels — 16" silver-painted steel with black hubcap⁽²⁾

INTERIOR

- Audio — AM/FM stereo with Bluetooth®, dual USB ports and 4" multi-function display (incl. 8 speakers, 4 front/4 rear)
- Console, center — medium, with integrated shifter and dual cupholder
- Floor covering — vinyl, front and rear
- Seating — Ebony cloth
- Sun visors — vinyl-trimmed

SAFETY AND SECURITY

- Headlamps — halogen

PASSENGER VAN XLT

EXTERIOR

- Bumper, front — body-color
- Exterior Upgrade Package — SRW
- Exterior Upgrade Package — DRW
- Fog lamps, front — halogen
- Grille — three-bar with chrome surround
- Mirrors — short-arm power, power-folding, heated with turn signals
- Wheels — 16" steel with full silver wheel cover⁽²⁾

INTERIOR

- Audio — AM/FM stereo with Bluetooth, dual USB ports, SYNC® 3 and 4" multi-function display (incl. 8 speakers, 4 front/4 rear)
- Console, center — large, with integrated shifter, dual cupholder and additional storage area
- Cruise control (incl. Adjustable Speed Limiting Device [ASLD])
- Dome lamp — rear, with map lights and theater-dimming
- Floor covering
 - Carpet, front and rear
 - Carpeted floor mats, front
- Seating
 - Dark Palazzo Gray cloth
 - Rear seat(s) — incl. recline feature and inboard armrest (seats in last row do not recline)
- Sun visors — illuminated, vinyl-trimmed

TECHNOLOGIES

- BLIS (Blind Spot Information System) with Cross-Traffic Alert and trailer coverage (incl. in Ford Co-Pilot360)
- Reverse Sensing System
- Side Sensing System

SAFETY AND SECURITY

- Headlamps — halogen, wiper-activated with chrome trim; includes autolamp



OPTIONAL EQUIPMENT

PASSENGER VANS (XL 301A/XLT 302A)

PERFORMANCE AND CAPABILITY

- All-wheel drive (AWD, avail. with gas engines)
- Auxiliary fuse panel with high spec interface connector
- Batteries
 - Single AGM, 70-AH (3.5L PFDI V6 only)
 - Dual AGM, 70-AH each (gas engines)
- Biodiesel Engine Prep Package (late availability)
- Dual alternators – 250-AH each (gas engines only)
- Engine block heater (gas engines)
- Engines
 - 2.0L EcoBlue® Bi-Turbo I-4 Diesel engine (select models; std. on W4X/W4Z; late availability)
 - 3.5L EcoBoost® V6 (all models except U5X where standard)
- Fuel tank, extended range – 31-gal., midship-mounted (LWB/LWB EL)
- Heavy-duty front axle (select body codes)
- Heavy-Duty Trailer Tow Package
- Horn, Dual note
- Manual regeneration initiation (avail. with or without active regeneration inhibitor; reqs. 2.0L Diesel engine; late availability)
- Modified Vehicle Wiring System
- Programmable battery guard/enhanced cutoff relay (late availability)
- Smart Acceleration Truncation (fleet only)
- Tow/haul mode with trailer wiring provisions
- Trailer brake controller (reqs. cruise control or Adaptive Cruise Control and requires Heavy-Duty Trailer Tow Package or tow/haul mode with trailer wiring provisions)
- Upfitter Interface Module (UIM)
- Wheels – spare tire, full-size tire and wheel delete (LWB EL)

(1) Heavy-duty front axle only.

(2) Standard front axle only.

NOTE: See the latest Dealer Ordering Guide for the most up-to-date feature availability.

EXTERIOR

- Builder's Prep Package
- Bumper, rear – Carbon Black with integral step (low roof)
- Daytime running lamps (fleet only)
- Doors
 - 60/40 hinged passenger-side (low roof)
 - Power-sliding door (medium/high roof)
- Front license plate bracket (std. in states requiring 2 plates; optional in all others)
- Glass – privacy
- Mirrors – Long-arm power, manual-folding, heated with turn signals
- Running boards
 - Extended length, driver- and passenger-side
 - Passenger-side cargo door area
 - Power passenger-side cargo door area
- Wheels SRW
 - 16" forged-aluminum⁽¹⁾ (64G)
 - 16" styled aluminum⁽²⁾ (64S)
- Wheels DRW
 - 16" heavy-duty forged-aluminum⁽¹⁾ (76G)
 - 16" heavy-duty forged-aluminum⁽²⁾ (76E)
- Windows
 - All-around, fixed (LWB EL)
 - Second-row driver-side egress window (only available with windows all-around, fixed; late availability)



PASSENGER VANS (XL 301A/XLT 302A) CONTINUED

INTERIOR

- 110V/150W power outlet (90C)
- Audio
 - AM/FM stereo with Bluetooth® and dual USB ports
 - Audio Pack #19 with HD Radio,™ SiriusXM® capability, SYNC® 3 and 4" multi-function display (58V; incl. 8 speakers, 4 front/4 rear)
 - Audio Pack #20 with HD Radio, SiriusXM capability, SYNC 3 and 8" color multi-function touchscreen (58W; incl. 8 speakers, 4 front/4 rear)
 - Audio Pack #21 with audio input jack, SYNC 3 and 8" color multi-function touchscreen (58X; incl. 8 speakers, 4 front/4 rear)
 - Audio Pack #22 with HD Radio, SiriusXM capability, audio input jack, SYNC 3 and 8" color multi-function touchscreen (58Y; incl. 8 speakers, 4 front/4 rear)
 - Audio Pack #28 with HD Radio, SiriusXM capability, audio input jack, SYNC 3 and 8" color multi-function touchscreen with Navigation (584; incl. 8 speakers, 4 front/4 rear)
- Floor covering — premium “wood-like” vinyl (late availability)
- Parking brake — push-down manual
- Seating — front, 10-way power driver and 10-way passenger with Ebony cloth (21R)
- Seating capacity
 - 2-passenger seating, with rear seats removed (96K)
 - 2-passenger seating, with 10 rear seats removed; LWB (96X)
 - 5-passenger seating, with second-row triple-wide seat; RWB, medium roof (96U)
 - 8-passenger seating, with second-row triple-narrow seat and third-row triple-wide seat; RWB, low roof (96L)
 - 8-passenger seating, with second-row triple-wide seat and third-row triple-wide seat; RWB, medium roof (96M)
 - 8-passenger seating, with second-row triple-narrow seat and third-row single/double seat; LWB, medium and high roof (96V)
 - 10-passenger seating, with second-row double seat, third-row single/double seat and fourth-row single/double seat; LWB EL (96W)
 - 14-passenger seating, with second-row double seat, third-row single/double seat, fourth-row single/double seat and fifth-row single/double/single seat; LWB (96S)
 - 14-passenger seating, with second-row double seat, third-row single/double seat, fourth-row single/double seat and fifth-row double/double seat; LWB EL (96T)
 - 15-passenger seating, with second-row triple-narrow seat, third-row single/double seat, fourth-row single/double seat and fifth-row single/double/single seat; LWB (96P)
- Smoker's Package
- Sun visors — illuminated, vinyl-trimmed
- Upfitter Package
- Vehicle maintenance monitor (incl. engine hour meter)



Sirius, XM and all related marks and logos are trademarks of Sirius XM Radio Inc.

TECHNOLOGIES

- Adaptive Cruise Control (incl. Adjustable Speed Limiting Device [ASLD])
- Camera — front and rear split-view
- Enhanced Active Park Assist

SAFETY AND SECURITY

- Defroster — rear-window
- Headlamps — high-intensity discharge (HID)
- Keyless entry keypad
- Keys — 2 additional (4 total) with key fobs
- MyKey®
- Perimeter anti-theft alarm



ADDITIONAL OPTIONAL EQUIPMENT

PASSENGER VANS (XL 301A/XLT 302A)

PASSENGER VAN XL (301A)

EXTERIOR

- Fog lamps, front — halogen
- Mirrors
 - Long-arm power, manual-folding
 - Short-arm power, manual-folding, heated with turn signals
- Wheels SRW
 - 16" steel with full silver-painted wheel cover (64H; standard front axle)

INTERIOR

- Audio
 - AM/FM stereo with Bluetooth®, dual USB ports, SYNC® 3 and 4" multi-function display (incl. 8 speakers, 4 front/4 rear)
- Console, center — large with integrated shifter
- Cruise control (incl. Adjustable Speed Limiting Device [ASLD])
- Floor covering
 - Carpet — front and rear
 - Carpeted floor mats — front only
- Seating — front, 2-way manual driver and 2-way manual passenger
 - Dark Palazzo Gray vinyl (21G)
 - Dark Palazzo Gray vinyl, incl. passenger armrest (21P)

TECHNOLOGIES

- BLIS® (Blind Spot Information System) with Cross-Traffic Alert and trailer coverage (incl. in Ford Co-Pilot360™)
- Reverse Sensing System
- Side Sensing System

SAFETY AND SECURITY

- Headlamps
 - Autolamp
 - Halogen, wiper-activated

PASSENGER VAN XLT (302A)

INTERIOR

- Floor covering — vinyl, front and rear
- Seating — Ebony cloth (21M)
- Seating — front, 10-way power driver and passenger
 - Dark Palazzo Gray cloth (21Q)
 - Ebony leather (21S)



PACKAGE OVERVIEW

PASSENGER VANS (XL 301A/XLT 302A)

BUILDER'S PREP PACKAGE (47E)

- Front license plate bracket
- Modified Vehicle Wiring System
- Front floor covering — vinyl (Passenger Van XL); carpet (Passenger Van XLT)
- Rear-seat delete
- Requires dual AGM batteries and Front/Rear Aux. A/C and Heater (driver-controlled)
- Not available with HID headlamps

UPGRADABLE FEATURES/OPTIONS (for additional charge):

- Auxiliary Heater Prep Package without rear controls (medium/high roof)
- Auxiliary Heater A/C Prep Package without rear controls (medium/high roof)

UPFITTER PACKAGE (67C)

- High-capacity upfitter switches
- Large center console
- Auxiliary fuse panel with high spec interface connector
- Dual AGM batteries
- Modified Vehicle Wiring System
- Not available with 3-passenger seating (212, 213, 216 and 217)



HEAVY-DUTY TRAILER TOW PACKAGE⁽¹⁾ (53B)

- Tow/haul mode with trailer wiring provisions
- 4-/7-pin connector assembly and rear jumper
- Relay system for backup/B+/running lights
- Frame-mounted hitch receiver
- Not available with rear tow hook

MODIFIED VEHICLE WIRING SYSTEM (53K)

- Modified vehicle connections for customized wiring harness provisions
- Dual AGM batteries

TOW/HAUL MODE WITH TRAILER WIRING PROVISIONS⁽¹⁾ (53D)

- Trailer wiring harness to rear of vehicle upfit
- Trailer sway control
- 4-/7-pin connector assembly and rear jumper
- Tow/haul mode



⁽¹⁾ This package does not include a trailer brake controller. Additionally, if a customer wants a trailer brake controller after initial purchase, it will have to be an aftermarket trailer brake controller and aftermarket wiring harness.

NOTE: See the latest Dealer Ordering Guide for the most up-to-date feature availability.

WHEEL LINEUP AND EXTERIOR COLORS

XL AND XLT PASSENGER VANS

STANDARD



16" Silver Steel with Black Hubcap
SRW, standard front axle configurations



16" Silver Steel with Exposed Lug Nuts
SRW, heavy-duty front axle configurations



16" Heavy-Duty Silver Steel with Exposed Lug Nuts
DRW



16" Steel with Full Silver Wheel Cover (64H; XLT)
SRW, standard front axle configurations

OPTIONAL



16" Steel with Full Silver Wheel Cover (64H; XL)
SRW, standard front axle configurations



16" Styled Aluminum (64S)
SRW, standard front axle configurations



16" Forged-Aluminum (64G)
SRW, heavy-duty front axle configurations



16" Heavy-Duty Forged-Aluminum (76E)
DRW, standard front axle configurations



16" Heavy-Duty Forged-Aluminum (76G)
DRW, heavy-duty front axle configurations



16" Heavy-Duty White Steel with Exposed Lug Nuts (76D)
DRW, standard front axle configurations (Fleet Only)



NEW Agate Black⁽¹⁾



Blue Jeans⁽¹⁾



NEW Diffused Silver⁽¹⁾



Green Gem⁽¹⁾




Ingot Silver⁽¹⁾



NEW Kapoor Red⁽¹⁾



Magnetic⁽¹⁾



Oxford White



Race Red



School Bus Yellow – Fleet only

2020 TRANSIT CUTAWAY & CHASSIS CAB

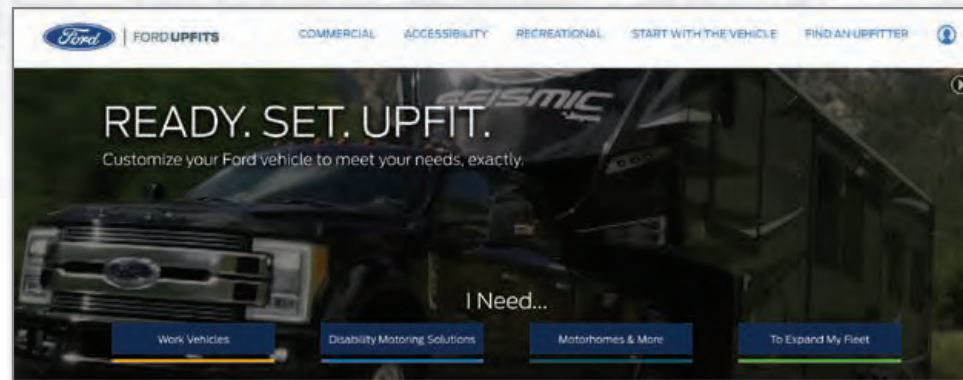
UPFIT READY — QUICK AND EASY

Transit Cutaway and Chassis Cab models take customization to the next level with three wheelbase choices (138", 156" or 178") that accommodate upfit bodies from 10-18 feet. Transit is ready for quick and easy upfits, with available GVWRs for Cutaway and Chassis Cab ranging from 9,500 lbs. (single rear wheel) to 11,000 lbs. (dual rear wheel), specifically purposed packages and a clean, flat high-strength steel frame. There are 13 approved upfitters located within 30 miles of the Transit assembly plant in Kansas City, Missouri, ready to efficiently install a wide range of body applications.

WHEELBASE OPTIONS

- 138" | • 156" | • 178"

FORD OFFERS A HELPFUL WEBSITE WHEN YOU'RE READY TO ORDER AN UPFIT: [FordUpfits.com](https://fordupfits.com)



HELPFUL HINTS

- Chassis Cab has a fully enclosed cabin and the Cutaway offers an open rear panel for applications that require it
- If businesses need a Rear View Camera, this safety feature is available on both Chassis Cab and Cutaway models
- Ford offers a selection of Prep Packages for Transit Cutaway:
 - Motorhome
 - Shuttle Bus
 - Ambulance
 - School Bus
 - Multi-Function School Activity Bus

FIND AN UPFITTER

Search for experienced, Ford-authorized upfitters in your area. Also find examples of the types of upfits available.

CUSTOMER PROGRAMS

Business customers can enroll in the Ford Commercial Program and become a preferred customer. Enrollment benefits include notices of the latest offers, access to buyers' guides and a streamlined sales process at the dealership.

Ford also offers an Accessibility Program and a Recreation Program.

NOTE: See the latest Dealer Ordering Guide for the most up-to-date feature availability.

2020 TRANSIT CUTAWAY/CHASSIS CAB – MODEL LINEUP

SELECT STANDARD FEATURES

PERFORMANCE AND CAPABILITY

- Alternator – 250-AH
- Auxiliary fuel port
- Battery – single, 70-AH
- Brakes
 - 4-wheel disc with Anti-Lock Brake System
 - Manual parking brake
 - Push-down manual brake
- Drive – rear-wheel drive
- Engines
 - 2.0L EcoBlue® I-4 Diesel (S6P on Cutaway; S6Z on Chassis Cab; late availability)
 - 3.5L PFDI V6 (all except S6P, S8P, U6P, U8P on Cutaway; S6Z, S8Z, U6Z, U8Z on Chassis Cab)
 - 3.5L EcoBoost® V6 (S8P, U6P, U8P on Cutaway; S8Z, U6Z, U8Z on Chassis Cab)
- Frame rail extension adapters
- Frontal area limitation
- Fuel tank – 25-gal., midship-mounted
- Heavy-duty front axle (select body codes)
- Modified Vehicle Wiring System
- Steering – electric power-assisted steering (EPAS)
- Suspension
 - Independent MacPherson-strut front with stabilizer bar
 - Rear leaf springs with heavy-duty gas shock absorbers
- Tires
 - 195/75R16 all-season⁽¹⁾ (DRW; RWD)
 - 205/75R16 all-season (DRW; AWD, 11,000-lb. GVWR or RWD with heavy-duty front axle configurations)
 - 235/65R16 all-season (SRW)
- Transmission – 10-speed automatic with SelectShift® capability

EXTERIOR

- Bumper, front – Carbon Black, body-color with lower valance
- Glass
 - Rear window (Chassis Cab only)
 - Tinted
- Grille – honeycomb mesh with Carbon Black surround
- Moldings, bodyside – Carbon Black
- Roof marker lamps
- Taillamps
- Wheels SRW
 - 16" silver-painted steel with black hubcap (SRW with standard front axle configurations)
 - 16" silver-painted steel with exposed lug nuts (SRW with heavy-duty front axle configurations)
- Wheels DRW
 - 16" heavy-duty silver-painted steel with exposed lug nuts
- Wheels, spare tire – full-size tire and wheel

INTERIOR

- 12-volt powerpoint (2)
- Accessory delay – 30 minutes
- Assist handles – A-pillar
- Audio – AM/FM stereo with Bluetooth®, dual USB ports and 4" multi-function display (incl. 4 front speakers)
- Climate control, air conditioning
- Console, medium center with integrated shifter and dual cupholder
- Dome lamp – front, with map lights and heater-dimming
- Door locks – power, with remote keyless entry
- Floor covering – vinyl, front
- Gauges – tachometer, fuel level and temperature
- Glove box – locking
- Headliner – cloth, front only
- Mirror, rearview (Chassis Cab only)
- Seating
 - Adjustable head restraints
 - Dark Palazzo Gray vinyl
 - Driver and front-passenger 2-way manual reclining bucket seats with inboard armrest
- Steering column – manual tilt/telescoping
- Sun visors – vinyl-trimmed
- Windows – power

TECHNOLOGIES

- FordPass Connect™ with 4G LTE Wi-Fi modem/Ford Telematics™ modem
- Hill start assist
- Lane-Keeping System with Lane-Keeping Alert, Lane-Keeping Assist and Driver Alert
- Post-Collision Braking
- Side-wind stabilization
- Windshield wipers – automatic rain-sensing

SAFETY AND SECURITY

- AdvanceTrac® with RSC® (Roll Stability Control™)
- Airbags
 - Dual-stage front
 - Front-seat side
 - Safety Canopy® System
- Auto High Beams
- Autolocking drive-away with crash unlocking
- Headlamps – halogen
- Passenger-side airbag cutoff switch
- Pre-Collision Assist with Automatic Emergency Braking (AEB), Pedestrian Detection and Forward Collision Warning with Dynamic Brake Support
- Safety belts – 3-point, front
- SecuriLock® Passive Anti-Theft System
- SOS Post-Crash Alert System™
- Tire Pressure Monitoring System (TPMS)

OPTIONAL EQUIPMENT

CUTAWAY 501A/CHASSIS CAB 701A

PERFORMANCE AND CAPABILITY

- All-wheel drive (AWD; with gas engines)
- Ambulance Prep Package
- Auxiliary fuse panel with high spec interface connector
- Batteries
 - Single AGM, 70-AH (3.5L V6)
 - Dual AGM, 70-AH each (gas engines)
- Biodiesel Engine Prep Package (late availability)
- Dual alternators – 250-AH each (gas engines)
- Engine block heater (gas engines)
- Engines
 - 2.0L EcoBlue® Bi-Turbo I-4 Diesel (select body codes; late availability)
 - 3.5L EcoBoost® V6
- Fuel tank, extended range – 31-gal., midship-mounted
- Heavy-duty front axle (select body codes)
- Manual regeneration initiation (avail. with or without active regeneration inhibitor; reqs. 2.0L diesel; late availability)
- Programmable battery guard/enhanced cutoff relay (late availability)
- Smart Acceleration Truncation (fleet only)
- Tow/haul mode with trailer wiring provisions
- Trailer brake controller (reqs. cruise control or Adaptive Cruise Control and tow/haul mode with trailer wiring provisions)
- Upfitter Interface Module (UIM)

EXTERIOR

- Daytime running lamps (fleet only)
- Exterior Upgrade Package
- Mirrors, power, manual-folding
 - Long-arm (Cutaway only)
 - Long-arm, heated with turn signals
 - Short-arm (Cutaway only)
 - Short-arm power, heated with turn signals
- Wheels SRW
 - 16" forged-aluminum⁽¹⁾ (64G)
 - 16" steel with full silver-colored wheel cover⁽²⁾ (64H)
 - 16" styled aluminum⁽²⁾ (64S)
- Wheels DRW
 - 16" heavy-duty forged-aluminum⁽¹⁾ (76G)
 - 16" heavy-duty forged-aluminum⁽²⁾ (76E)

TECHNOLOGIES

- Adaptive Cruise Control (incl. Adjustable Speed Limiting Device [ASLD])

SAFETY AND SECURITY

- Headlamps – autolamp halogen, wiper-activated
- Keyless entry keypad
- Keys – 2 additional (4 total) with key fobs
- MyKey®

INTERIOR

- 110V/150W power outlet (90C)
- 110V/400W power outlet (90D; incl. dual AGM batteries)
- Assist handles – D-pillar (driver- and passenger-side)
- Audio (see pg. 11 for full description)
 - Audio Pack #19 (58V)
 - Audio Pack #20 (58W)
 - Audio Pack #21 (58X)
 - Audio Pack #22 (58Y)
 - Audio Pack #28 (584)
 - Audio Prep Package
- Audio speakers – 6 (4 front/2 rear; Cutaway only)
- Cruise control (incl. Adjustable Speed Limiting Device [ASLD])
- Floor covering
 - Carpet – front only
 - Carpeted floor mats – front only
- Interior Upgrade Package
- Mirror – rearview (Cutaway only)
- Seating – front, 2-way manual driver
 - Dark Palazzo Gray vinyl (21J; avail. with 10,360-lb. GVWR only)
 - With Dark Palazzo Gray cloth (21K)
- Seating – front, 2-way manual driver and passenger
 - Dark Palazzo Gray cloth (21C; avail. with 10,360-lb. GVWR only/21L)
 - Ebony cloth (21D; avail. with 10,360-lb. GVWR only/21M)
 - Dark Palazzo Gray vinyl (21P; incl. passenger armrest)
- Seating – front, 2-way manual driver and dual passenger (late availability)
 - Dark Palazzo Gray vinyl (213; avail. with 10,360-/11,000-lb. GVWR only/212)
 - Ebony cloth (217; avail. with 10,360-/11,000-lb. GVWR only/216)
- Seating – front, 4-way manual swivel driver and passenger
 - Dark Palazzo Gray cloth (21T; avail. with 10,360-/11,000-lb. GVWR only/218)
- Seating – front, 10-way power driver and passenger
 - Dark Palazzo Gray cloth (21Q)
 - Ebony cloth (21R)
 - Ebony leather (21S)
- Smoker's Package
- Sun visors – illuminated, vinyl-trimmed
- Upfitter Package
- Vehicle maintenance monitor (incl. engine hour meter)

(1) Heavy-duty front axle only.

(2) Standard front axle only.

NOTE: See the latest Dealer Ordering Guide for the most up-to-date feature availability.

PACKAGE OVERVIEW

TRANSIT CUTAWAY

MOTORHOME PREP PACKAGE (47M)

- Cruise control, engine is selected
- Adaptive Cruise Control (if 2.0L diesel is selected)
- Audio Pack #19 (when no Rear View Camera is selected)
- Tow/haul mode with trailer wiring provisions
- Front license plate bracket
- Dual AGM batteries
- Modified Vehicle Wiring System
- Dark Palazzo Gray cloth, 4-way manual swivel driver and front-passenger seats (21T)
- Exterior Upgrade Package (SRW)
- Exterior Upgrade Package (DRW)
- Auxiliary fuse panel with high spec interface connector

UPGRADABLE FEATURES/OPTIONS (for additional charge):

- Ebony cloth, 2-way manual driver and 2-way manual passenger front seats (21D)
- Dark Palazzo Gray cloth, 4-way manual swivel driver and 4-way manual swivel front-passenger seats (218; body codes S6P, S8P, U6P and U8P only)
- Audio Pack #20 (58W; when no Rear View Camera is selected)
- Audio Pack #21 (58X; when no Rear View Camera is selected)
- Audio Pack #22 (58Y; when no Rear View Camera is selected)
- Audio Pack #28 (584; when no Rear View Camera is selected)
- HID headlamps

RIGHT-HAND DOOR DELETE (60X)

- Radio Prep Package (58T)
- Manual door locks
- Requires passenger-seat delete (21J) and exterior mirror delete (54X)

NOTE: Intended for upfitters who modify the factory roof.

SHUTTLE BUS PREP PACKAGE (47S)

- Exterior Upgrade Package (SRW)
- Exterior Upgrade Package (DRW)
- Front license plate bracket
- Dual AGM batteries
- Auxiliary fuse panel with high spec interface connector
- Modified Vehicle Wiring System
- Audio Pack #19 (when no Rear View Camera is selected)

APPLICABLE OPTIONS (not part of Prep Package):

- Right-hand door delete (only available when no Rear View Camera is selected)
- Audio Pack #20 (58W; when no Rear View Camera is selected)
- Audio Pack #21 (58X; when no Rear View Camera is selected)
- Audio Pack #22 (58Y; when no Rear View Camera is selected)
- Audio Pack #28 (584; when no Rear View Camera is selected)

MULTI-FUNCTION SCHOOL ACTIVITY BUS (MFSAB) PREP PACKAGE (47Q — FLEET ONLY)

- Safety glass
- Front license plate bracket
- Right-hand door delete
- Dual AGM batteries
- Dual-note horn
- Separate stop-turn taillamp — LED-enabled
- Auxiliary fuse panel with high spec interface connector
- Requires passenger-seat delete (21J) and Oxford White (YZ) paint

NOTE: See the latest Dealer Ordering Guide for the most up-to-date feature availability.

SCHOOL BUS PREP PACKAGE (47C — FLEET ONLY)

- Safety glass
- Front license plate bracket
- Right-hand door delete
- Dual AGM batteries
- Separate stop-turn taillamp — LED-enabled
- Auxiliary fuse panel with high spec interface connector
- Dual-note horn
- Requires passenger-seat delete (21J) and School Bus Yellow (BY) paint

AMBULANCE PREP PACKAGE (47F)

- Short-arm power, manual-folding mirrors
- Dual AGM batteries
- Dual alternators
- 3.73 limited-slip rear axle ratio
- Spare tire and wheel
- Front license plate bracket
- Separate stop-turn taillamp — LED enabled
- Auxiliary Heater A/C Prep Package without rear controls
- Dual-note horn
- Auxiliary fuse panel with high spec interface connector
- Requires 3.5L EcoBoost® V6 engine (10,360-lb. GVWR or 11,000-lb. GVWR configuration only)

NOTE 1: Check with upfitter on charge margin acceptability.

NOTE 2: 3.5L EcoBoost V6 engine does not include Auto Start-Stop Technology on this particular application.

UPGRADABLE FEATURES/OPTIONS (for additional charge):

- Long-arm power, manual-folding mirrors
- Long-arm power, manual-folding heated mirrors with turn signals
- Exterior mirror delete
- Short-arm power, manual-folding heated mirrors with turn signals

TRANSIT CUTAWAY AND CHASSIS CAB

EXTERIOR UPGRADE PACKAGE — DRW (18L)

- Autolamp (Chassis Cab only)
- Chrome-trimmed halogen headlamps
- Three-bar grille with chrome surround
- 16" heavy-duty silver-painted wheel with exposed lug nuts

UPGRADABLE FEATURES/OPTIONS (for additional charge):

- HID headlamps
- 16" heavy-duty forged-aluminum wheel (standard front axle configurations)
- 16" heavy-duty forged-aluminum wheel (heavy-duty front axle configurations)
- 16" heavy-duty white steel wheel with exposed lug nuts

EXTERIOR UPGRADE PACKAGE — SRW (18D)

- Autolamp (Chassis Cab only)
- Chrome-trimmed halogen headlamps
- Three-bar grille with chrome surround
- 16" steel wheel with full silver-colored wheel cover (standard front axle configurations) or 16" silver steel wheel with exposed lug nuts (heavy-duty front axle configurations)

UPGRADABLE FEATURES/OPTIONS (for additional charge):

- HID headlamps
- 16" styled aluminum wheel
- 16" forged-aluminum wheel

INTERIOR UPGRADE PACKAGE (47A)

- Cruise control
- Dark Palazzo Gray cloth, 2-way manual front seats (21L)
- Audio Pack #19 (58V; when no Rear View Camera is selected)
- Vinyl sun visors with illuminated vanity mirror
- Not available with Right-Hand Door Delete (60X) on Cutaway

UPGRADABLE FEATURES/OPTIONS (for additional charge):

- Dark Palazzo Gray cloth, front seats (21C)
- Ebony cloth seats (21D and 21M)
- Dark Palazzo Gray cloth (21Q) or Ebony cloth (21R), 10-way power driver and front-passenger seats
- Ebony leather, 10-way power driver and front-passenger seats (21S)
- Audio Pack #20 (58W; when no Rear View Camera is selected)
- Audio Pack #21 (58X; when no Rear View Camera is selected)
- Audio Pack #22 (58Y; when no Rear View Camera is selected)
- Audio Pack #28 (584; when no Rear View Camera is selected)
- Adaptive Cruise Control (when MyKey® is not selected)

REAR VIEW CAMERA AND PREP KIT (61A)

Preinstalled equipment includes:

- Cab wiring
- Frame wiring to the rearmost crossmember
- Will display in rearview mirror when ordered with Radio Prep Package (58T), otherwise will display in multi-function display

Upfitters Kit includes:

- Camera with mounting bracket
- 20' jumper wire
- Camera mounting and aiming instructions

NOTE: Upfitter must add a Rear View Camera to complete the vehicle and meet FMVSS 111 requirements. It is recommended that the customer order the Rear View Camera and Prep Kit (61A) or check with upfitter for more information.

TOW/HAUL MODE WITH TRAILER WIRING PROVISIONS⁽¹⁾ (53D)

- Trailer wiring harness to rear of vehicle upfit
- Trailer sway control
- Tow/haul mode

UPFITTER PACKAGE (67C)

- High-capacity upfitter switches
- Large center console
- Auxiliary fuse panel with high spec interface connector
- Dual AGM batteries
- Modified Vehicle Wiring System
- Not available with 3-passenger seating (212, 213, 216 and 217)



(1) This package does not include a trailer brake controller. Additionally, if a customer wants a trailer brake controller after initial purchase, it will have to be an aftermarket trailer brake controller and aftermarket wiring harness.

2020 TRANSIT



**Retailer Education
& Training**

© Copyright September 2019 by Ford Motor Company.

Intended for use by dealership personnel to inform consumers and cannot be used in advertising without permission from the Office of the General Counsel of Ford Motor Company. Specifications and descriptions contained within are based upon the most current information available at the time of release.