



↗ 03 CAMRY

SE V6 shown in Salsa Red Pearl with available power moonroof.

No matter what the situation, the 2003 Toyota Camry makes a great impression. Something you'll be reminded of every time you see it. As the consummate Toyota Camry, the XLE is all about style. Inside and out. Case in point, the XLE's interior is accented with premium amenities, including automatic climate control, power driver and front passenger seats as well as a JBL Premium 3-in-1 AM/FM ETR/Cassette/CD audio system with 6-disc in-dash changer. However, if you're looking for something sportier, the Camry SE's more aggressive drive will get you revved up faster than a double espresso. Between its sleek, metallic-style sport gauges and the performance of its sport-tuned suspension, the SE offers a variety of traits that were born in the fast lane. The Camry that defines value is the LE. You'll find a surprising number of features, including cruise control, multi-function remote keyless entry system, power automatic door locks and power windows, all at a very affordable price. Whichever 2003 model you pick, you'll be treated to a ride that's quiet and smooth, even when the road conditions aren't. Best of all, you'll discover why the Toyota Camry has such a loyal following. Clearly, it must be due in part to its looks—the very same ones that can put you in a good light.

STANDARD FEATURES
LE

- Aerodynamic multi-reflector halogen headlamps with auto-off feature
- Daytime Running Lights (DRL) with off mode
- Dual color-keyed power outside mirrors
- P205/65R15 tires on 15" steel wheels with full wheel covers
- Color-keyed protective body side moldings and door handles
- Driver and front passenger multi-stage¹ air bag Supplemental Restraint System (SRS)²
- Multi-function remote keyless entry system with lock, unlock, trunk-release and panic features, and illuminated entry
- Power windows with driver's auto-down and retained-power features
- Power automatic door locks with anti-lockout feature
- Defroster-linked CFC-free electronic air conditioning with air filtration
- Washer-linked variable intermittent windshield wipers
- Cruise control
- Tilt steering wheel
- Multi-adjustable front bucket seats with adjustable headrests and driver's seat cushion vertical height adjuster and lumbar support
- Fabric seat and door trim with integrated armrests and dual front and rear map pockets
- Bi-level covered center console with storage
- Deluxe 3-in-1 AM/FM ETR/Cassette/CD with 6 speakers and in-glass antenna
- 3 front cup holders
- Overhead console with maplights and sunglasses holder
- Digital quartz clock with outside temperature display
- 60/40 split fold-down rear seats with security locks, adjustable outboard headrests and seatbelt positioning clips
- Fold-down rear center armrest with dual cup holders
- Illuminated entry
- Cut-pile carpeting with driver-side footrest
- Lockable illuminated glove box
- Two 12-volt auxiliary power outlets
- High Solar Energy-Absorbing (HSEA) glass
- Heavy-duty electric rear window defogger with timer
- Remote hood, trunk and fuel-filler door releases
- Internal trunk-release handle
- Trunk luggage box
- Speedometer, tachometer, coolant temperature and fuel level gauges; digital odometer and twin tripmeters
- Air bag, seatbelt, low-fuel level, door-ajar, battery, check engine, oil pressure, brake and taillamp bulb failure warning lights (ABS warning light on ABS-equipped models)
- Full-size spare tire
- V6 models add:
 - Engine immobilizer
 - Anti-lock Brake System (ABS) with Electronic Brake-force Distribution (EBD)
- 15" aluminum alloy wheels

SE

(In addition to/in place of LE Standard Features)

- Aerodynamic multi-reflector halogen headlamps with blackout sport trim
- P215/60R16 performance tires on 16" steel wheels with full wheel covers
- Sport-tuned suspension
- Strut tower brace
- Integrated fog lamps
- Blackout sport grille with chrome trim
- Black pearl sport badging with chrome logos
- Leather-wrapped 3-spoke sport steering wheel and shift levers holder
- Metallic-style sport gauges
- Unique sport fabric
- Metallic-style interior trim with chrome door handle accents
- Color-keyed rear spoiler with integrated center stop lamp
- Chrome-tipped exhaust
- V6 models add:
 - Engine immobilizer
 - Anti-lock Brake System (ABS) with Electronic Brake-force Distribution (EBD)
- 16" 5-spoke aluminum alloy wheels

XLE

(In addition to/in place of LE Standard Features)

- Multi-adjustable power driver's seat with lumbar support and power passenger seat with seatback pockets
- Wood-grain-style interior trim with chrome accents on door handles and air vents
- Driver's auto up/down power window with pinch protection
- CFC-free automatic climate control with air filtration and rear-seat vents
- JBL Premium 3-in-1 AM/FM ETR/Cassette/CD with 6-disc in-dash changer, 8 speakers in 6 locations and FM diversity reception
- Multi-information display with clock, outside temperature, instant and average fuel economy, driving range, average speed and elapsed time functions, and steering wheel-mounted controls
- Anti-theft system with engine immobilizer and alarm
- Anti-lock Brake System (ABS) with Electronic Brake-force Distribution (EBD)
- Integrated fog lamps
- P215/60R16 tires on 16" steel wheels with full wheel covers
- Chrome-trimmed body side moldings
- Heated outside mirrors
- Auto-dimming electrochromic rearview mirror with compass
- Foot pedal parking brake
- Dual illuminated visor vanity mirrors with dimmer control
- HomeLink^{®3} universal transceiver
- Manually retractable rear window sunshade
- Trunk-mounted cargo net
- V6 models add:
 - P215/60R16 tires on 16" aluminum alloy wheels

¹Driver air bag is three-stage controlled deployment; front passenger air bag is two-stage controlled deployment.

²The Toyota driver, front passenger, front seat-mounted side-impact and overhead front and rear side curtain air bags are Supplemental Restraint Systems (SRS). The driver and front passenger air bags are designed to inflate in a severe frontal collision. The side-impact and overhead front and rear side curtain air bags are designed to inflate in severe side-impact collisions. In all other accidents, the air bags will not inflate. To decrease the risk of injury from a deploying air bag, always wear seatbelts, sit upright in the middle of the seat as far back as possible from the air bag modules and do not lean against the door. Do not put objects in front of an air bag or around the seatback. Do not use rearward-facing child seats in any front passenger seat. The force of a deploying air bag SRS may cause serious injury or death. Please see your Owner's Manual for further instructions.

³HomeLink[®] is a registered trademark of Johnson Controls, Inc.

OPTIONAL PACKAGES

LE

- Convenience Plus Package A—includes power driver's seat and JBL Premium 3-in-1 AM/FM ETR/Cassette/CD with 8 speakers in 6 locations and FM diversity reception
- Convenience Plus Package B—includes power driver's seat; JBL Premium 3-in-1 AM/FM ETR/Cassette/CD with 6-disc in-dash changer, 8 speakers in 6 locations and FM diversity reception; manually retractable rear sunshade; trunk-mounted cargo net; and power tilt/slide moonroof with sliding sunshade
- VSC and Side Air Bag Package—includes Vehicle Skid Control (VSC)¹ with TRAC Traction Control and Brake Assist;² and driver and front passenger front seat-mounted side-impact and overhead front and rear side curtain air bag Supplemental Restraint Systems (SRS)³ (V6 models)

SE

- Convenience Plus Package A—includes power driver's seat and JBL Premium 3-in-1 AM/FM ETR/Cassette/CD with 8 speakers in 6 locations and FM diversity reception
- Convenience Plus Package B—includes power driver's seat; JBL Premium 3-in-1 AM/FM ETR/Cassette/CD with 6-disc in-dash changer, 8 speakers in 6 locations and FM diversity reception; manually retractable rear sunshade; trunk-mounted cargo net; and power tilt/slide moonroof with sliding sunshade
- SE Premium Package—includes perforated leather-trimmed interior with power driver's seat; JBL Premium 3-in-1 AM/FM ETR/Cassette/CD with 6-disc in-dash changer, 8 speakers in 6 locations and FM diversity reception; manually retractable rear sunshade; and trunk-mounted cargo net
- SE Navigation Package—includes perforated leather-trimmed interior with power driver's seat; touch-screen DVD navigation system⁵ with JBL Premium 3-in-1 AM/FM ETR/Cassette/CD with single disc, 8 speakers in 6 locations and FM diversity reception; manually retractable rear sunshade; trunk-mounted cargo net; and power tilt/slide moonroof with sliding sunshade (V6 models)
- VSC and Side Air Bag Package—includes Vehicle Skid Control (VSC)¹ with TRAC Traction Control and Brake Assist;² and driver and front passenger front seat-mounted side-impact and overhead front and rear side curtain air bag Supplemental Restraint Systems (SRS)³ (V6 models)

XLE

- XLE Premium Package—includes leather-trimmed interior with power driver and front passenger seats and P215/60R16 tires on 16" aluminum alloy wheels (16" aluminum alloy wheels standard on V6 models)
- XLE Premium Plus Package—includes leather-trimmed interior with power driver and front passenger seats, power tilt/slide moonroof with sliding sunshade and P215/60R16 tires on 16" aluminum alloy wheels (16" aluminum alloy wheels standard on V6 models)
- XLE Navigation Package—includes leather-trimmed interior with power driver and front passenger seats; touch-screen DVD navigation system⁵ with JBL Premium 3-in-1 AM/FM ETR/Cassette/CD with single disc, 8 speakers in 6 locations and FM diversity reception; and power tilt/slide moonroof with sliding sunshade (V6 models)
- VSC and Side Air Bag Package—includes Vehicle Skid Control (VSC)¹ with TRAC Traction Control and Brake Assist;² and driver and front passenger front seat-mounted side-impact and overhead front and rear side curtain air bag Supplemental Restraint Systems (SRS)³ (V6 models)



LE 15" steel wheel with full wheel cover—standard on LE



LE 15" aluminum alloy wheel—available on LE; standard on LE V6



SE 16" steel wheel with full wheel cover—standard on SE



SE 16" aluminum alloy wheel—available on SE; standard on SE V6



XLE 16" steel wheel with full wheel cover—standard on XLE



XLE 16" aluminum alloy wheel—available on XLE; standard on XLE V6



Super White with Stone or Taupe (LE/XLE) or Charcoal or Taupe (SE) interior



Aspen Green Pearl with Stone or Taupe (LE/XLE) or Charcoal or Taupe (SE) interior



Lunar Mist Metallic with Stone (LE/XLE) or Charcoal (SE) interior




Catalina Blue Pearl with Stone or Taupe (LE/XLE) or Charcoal or Taupe (SE) interior




Phantom Gray Pearl with Stone or Taupe (LE/XLE) or Charcoal or Taupe (SE) interior




Stratosphere Mica with Stone (LE/XLE) or Charcoal or Taupe (SE) interior



Desert Sand Mica with Taupe (LE, SE, XLE) interior



Black Walnut Pearl with Stone or Taupe (LE/XLE) or Charcoal or Taupe (SE) interior



Salsa Red Pearl with Stone or Taupe (LE/XLE) or Charcoal or Taupe (SE) interior



Black with Stone or Taupe (LE/XLE) or Charcoal or Taupe (SE) interior

1 See Specifications section for more information on Vehicle Skid Control (VSC).

2 See Specifications section for more information on Brake Assist.

3 See Standard Features section for more information on Toyota's driver, front passenger, front seat-mounted side-impact and overhead front and rear side curtain air bag Supplemental Restraint Systems (SRS).

SPECIFICATIONS

	LE 4-cyl.	LE V6	SE 4-CYL.	SE V6	XLE 4-CYL.	XLE V6
Mechanical/Performance						
Engine	2.4-liter DOHC 16-valve VVT-i 4-cylinder 157 hp @ 5,600 rpm 162 lb.-ft. @ 4,000 rpm	3.0-liter DOHC 24-valve V6 192 hp @ 5,300 rpm 209 lb.-ft. @ 4,400 rpm	2.4-liter DOHC 16-valve VVT-i 4-cylinder 157 hp @ 5,600 rpm 162 lb.-ft. @ 4,000 rpm	3.0-liter DOHC 24-valve V6 192 hp @ 5,300 rpm 209 lb.-ft. @ 4,400 rpm	2.4-liter DOHC 16-valve VVT-i 4-cylinder 157 hp @ 5,600 rpm 162 lb.-ft. @ 4,000 rpm	3.0-liter DOHC 24-valve V6 192 hp @ 5,300 rpm 209 lb.-ft. @ 4,400 rpm
Ignition	Electronic, with Toyota Direct Ignition (TDI)					
Transmission						
5-speed manual overdrive	Standard	NA	Standard	NA	NA	NA
4-speed electronically controlled automatic overdrive with intelligence (ECT-i)	Available	Standard	Available	Standard	Standard	Standard
Drivetrain	Front engine, front-wheel drive					
Body construction	Unitized body with front and rear vibration-dampening sub-frames					
Suspension	MacPherson strut front suspension with gas-filled shock absorbers and stabilizer bar; dual-link independent MacPherson strut rear suspension with gas-filled shock absorbers and stabilizer bar					
Steering	Variable-assist power rack-and-pinion					
Turning circle diameter, curb to curb (ft.)	34.8	34.8	36.7	36.7	36.7	36.7
Brakes	Power-assisted ventilated front/solid rear disc (power-assisted ventilated front disc/rear drum on LE 4-cylinder models)					
4-channel 3-sensor Anti-lock Brake System (ABS) with Electronic Brake-force Distribution (EBD)	Available	Standard	Available	Standard	Standard	Standard
Vehicle Skid Control (VSC) ¹ with TRAC Traction Control and Brake Assist ²	NA	Available	NA	Available	NA	Available
Exterior Dimensions (in.)						
Overall height, unloaded	57.9	57.9	58.3	58.3	58.3	58.3
Overall width	70.7	70.7	70.7	70.7	70.7	70.7
Overall length	189.2	189.2	189.2	189.2	189.2	189.2
Wheelbase	107.1	107.1	107.1	107.1	107.1	107.1
Ground clearance	5.4	5.4	5.8	5.8	5.8	5.8
Track (front/rear)	60.8/60.4	60.8/60.4	60.8/60.4	60.8/60.4	60.8/60.4	60.8/60.4
Coefficient of drag (Cd)	.28	.28	.28	.28	.28	.28
Interior Dimensions front/rear (in.)						
Head room	39.2/38.3	39.2/38.3	39.2/38.3	39.2/38.3	39.2/38.3	39.2/38.3
Shoulder room	57.5/56.7	57.5/56.7	57.5/56.7	57.5/56.7	57.5/56.7	57.5/56.7
Hip room	54.4/54.1	54.4/54.1	54.4/54.1	54.4/54.1	54.4/54.1	54.4/54.1
Leg room	41.6/37.8	41.6/37.8	41.6/37.8	41.6/37.8	41.6/37.8	41.6/37.8
Seating capacity	5	5	5	5	5	5
Weights and Capacities						
Curb weight, manual/automatic (lbs.)	3,086/3,142	NA/3,296	3,142/3,186	NA/3,351	NA/3,219	NA/3,362
EPA passenger volume (cu. ft.)	101.7	101.7	101.7	101.7	101.7	101.7
Luggage capacity, rear seatbacks up (cu. ft.)	16.7	16.7	16.7	16.7	16.7	16.7
Fuel tank (gal.)	18.5	18.5	18.5	18.5	18.5	18.5
Tires						
Size	P205/65R15	P205/65R15	P215/60R16	P215/60R16	P215/60R16	P215/60R16
Type	All-Season	All-Season	Performance	Performance	All-Season	All-Season
Spare	Full-size	Full-size	Full-size	Full-size	Full-size	Full-size
Mileage Estimates (mpg city/highway)³						
Manual transmission	24/33	NA	24/33	NA	NA	NA
Automatic transmission	23/32	20/28	23/32	20/28	23/32	20/28

¹Toyota Vehicle Skid Control (VSC) is an electronic system designed to help the driver maintain vehicle control under adverse conditions. It is not a substitute for safe driving practices. Factors including speed, road conditions and driver steering input can all affect whether VSC will be effective in preventing a loss of control. Please see your Owner's Manual for further details.

²Brake Assist is designed to help the driver take full advantage of the benefits of ABS. It is not a substitute for safe driving practices.

Braking effectiveness also depends on proper brake-system maintenance and tire and road conditions.

³Preliminary mileage estimates determined by Toyota. Final EPA mileage estimates not available at time of printing. See your Toyota dealer for details.

Some vehicles are shown with available equipment. Seatbelts should be worn at all times. For details on vehicle specifications, standard features and available equipment in your area, contact your Toyota dealer.

A vehicle with particular equipment may not be available at the dealership. Ask your Toyota dealer to help locate a specifically equipped vehicle.

All information presented herein is based on data available at the time of printing, is subject to change without notice and pertains specifically to mainland U.S.A. vehicles only (may differ in the state of Hawaii, Puerto Rico, the U.S. Virgin Islands and in other regions).

1-800-GO-TOYOTA
Have you logged 100,000, 200,000 or more miles on your Toyota with the original engine, transmission and drivetrain? If you have, give us a call at 1-800-GO-TOYOTA and tell us your story. toyota.com
©2002 Toyota Motor Sales, U.S.A., Inc.