

Camry

2015



The 2015 Toyota Camry. Let's start a conversation.



XSE V6 shown in Ruby Flare Pearl¹ with available Technology Package.



*Let's get some friends
together, drive from the
mountains to the beach,
and chase the sunset.*

1. Extra-cost color.

The 2015 Toyota Camry. Designed and built for the bold.

Take a step back. That's what we want to happen when people see the sleeker, more aggressively styled 2015 Toyota Camry. It's more than a car – it's a turning point. A sculpted body with muscular fenders and a more prominent grille adds to its commanding stance, and this striking style continues to the rear of the car, where the taillights create a distinctive profile. Available integrated LED Daytime Running Lights (DRL) shine bright and add a premium feel, while available 18-in. wheels¹ and a dual exhaust signal impressive performance. Let's make a bold choice. Let's go places.



This is going to be fun. Let's see how many new things we can try. Who will get the best pic at sunset?

1. See footnote 3 in Disclosures section.



XLE V6 shown in Blizzard Pearl¹ with available Technology Package and Safety Connect.²

1. Extra-cost color. 2. See footnote 29 in Disclosures section.

Details that will get you noticed, and admired.

Camry has an interior that thrills before you even start moving. This feels more like a cockpit than anything else with its intuitive top-flight tech and available high-contrast French stitching. A sleek center stack with an available 7-in. touch-screen makes it easy to access a wide range of multimedia features. With a driver-focused layout that reduces distraction and a supportive, comfortable 8-way power-adjustable seat that cradles the driver, Camry truly has beauty and brains.



STANDARD INTEGRATED BACKUP CAMERA¹

All Camry audio systems include a standard backup camera. Anytime you put your Camry in Reverse, an image of what's visible to the camera will appear on the touch-screen display. Now you can see all the people taking notice of your Camry.



8-WAY POWER DRIVER'S SEAT

Adding to the cockpit feel is Camry's 8-way power-adjustable driver's seat with power lumbar support that helps you find your perfect driving position. With custom comfort like this, it's easy to fall in love with Camry's interior.



AUTO HIGH BEAMS (AHB)²

Shine bright with advanced safety features. Camry's available Automatic High Beam system helps detect vehicles as far away as 2000 feet and, depending on the circumstances, automatically switches the high beams on and off, making it easier for other drivers on the road.



XSE V6 interior shown in Black with available Technology Package. Prototype shown with options. Production model will vary.

A true performer that will have you craving more curves.

It's time to go on a power trip. Camry has plenty of passing power, an available sport suspension and the driving dynamics to match its sculpted physique. Go ahead and grab Camry XSE's steering wheel – its paddle shifters give you extra control and add more fun to your drive. The dual exhaust is a bold signal of the potential that lies beneath the hood. And with its 18-in. wheels,¹ firmer bushings and edgier look, it's the sportiest Camry yet. Get ready for some respect on the road.



V6 ENGINE

Go ahead, rev the engine a little, and watch Camry come to life. Camry's available 3.5-liter V6 puts 268 horsepower under your right foot, making it one powerful ride.



PADDLE SHIFTERS

Camry SE and XSE put the power at your fingertips with race-inspired paddle shifters. Mounted to the back of the steering wheel, these allow the standard 6-speed automatic transmission to be shifted manually. This system even matches revs with each downshift to help keep things smooth.



DUAL EXHAUST

Two dual pipes with one singular message: A beast lives within. Camry's available dual exhaust system has been tuned to provide optimized performance and help you get the most out of your drive while making people do a double take.

¹. See footnote 3 in Disclosures section.



XSE V6 shown in Ruby Flare Pearl¹ with available Technology Package.

1. Extra-cost color.

A stylish interior that moves you even when sitting still.

The design of the interior of the 2015 Camry is hard to resist, from the available Push Button Start to the available premium heated front seats. Look a little closer and you'll see even more evidence of style and sophistication. Soft-touch materials, available sport leather trim and Ultrasuede® surround you in the spacious cabin, with every feature inviting you for a spirited drive. Nearly every surface has been designed to take you miles from ho-hum.



STEERING WHEEL TOUCH CONTROLS

High-tech meets high convenience that helps keep your focus on the drive. With steering wheel-mounted controls, you're in command of your audio controls and Bluetooth®¹-equipped mobile phone right from the steering wheel.



PUSH BUTTON START

One button you will love to push. With Camry's available Smart Key System², you can unlock the front doors and trunk, plus start your car with the push of a button – all without removing the key fob from your pocket or purse.



AVAILABLE PREMIUM HEATED FRONT SEATS

Cool mornings, or cooler evenings, Camry is ready to handle both. With the push of a button, the front seats will gently warm to take the chill off those morning commutes or fun night drives.



XSE V6 interior shown in Black with available Technology Package. Prototype shown with options. Production model will vary.

A place to sit that stands apart from the rest.

Sit inside the 2015 Camry and you'll very quickly see, and feel, the difference. Available genuine leather-trimmed surfaces are situated throughout the cabin, and trim elements are finished in wood-grain-style accents and satin chrome. At first you'll just want to sit back and relax, but Camry is more than just comfort. Rear seats that split and fold forward so you can carry more things, and ample leg room make this space ultra-versatile, as well. Camry has some real utility that's eager to be put to good use on your next trip.



WOOD-GRAIN-STYLE ACCENTS

Warm and luxurious is one way to describe the LE and XLE's spacious cabin, which features available rich wood-grain-style accents at key touch points to further enhance your driving experience.



60/40 SPLIT FOLDING SEATS

A 60/40 split allows you to easily reconfigure the rear seats to extend trunk space. Fold one seat flat to get a little extra space or quick access to the trunk, or fold both for a larger cargo area. Bring on the special antique lamp you just can't pass up.



SPACIOUS REAR LEG ROOM

Go ahead, stretch out a little — or a lot. Camry's spacious and quiet cabin offers extra rear leg room that comes in handy on those longer trips, or for those taller passengers.



XLE V6 interior shown in Almond with available Technology Package and Safety Connect.^{®1}
Prototype shown with options. Production model will vary.

1. See footnote 29 in Disclosures section.

Cool tech, hot design. This is driving smarter.

Welcome to a place where you are in charge. Every feature has been carefully designed to help keep you connected and make your drive more fun. Access to your music, available navigation and information is all within reach, and an enclosed bin in front of the shifter offers an available area to wirelessly charge your compatible smartphone.¹ Technology now adds to the driving experience like never before.



DYNAMIC RADAR CRUISE CONTROL (DRCC)²

Camry has available Dynamic Radar Cruise Control (DRCC) that automatically adjusts vehicle speed to help maintain distance between you and the vehicle traveling in front of you.



ENTUNE® APP SUITE³


With Camry's available Entune® App Suite, you can access Pandora®⁴ and iHeartRadio for music, make restaurant reservations with OpenTable®, and buy movie tickets with MovieTickets.com. Plus, get sports scores, stocks, traffic and weather — even fuel prices.



MULTI-INFORMATION DISPLAY

Keep track of the driving information you use most with Camry's available Multi-Information Display. Easy to view from any angle, this customizable 4.2-in. TFT full-color screen shows features like turn-by-turn navigation,⁵ incoming call information, current fuel economy, available Dynamic Radar Cruise Control and more.

1. See footnote 15 in Disclosures section. 2. See footnote 26 in Disclosures section. 3. See footnote 13 in Disclosures section. 4. See footnote 14 in Disclosures section. 5. See footnote 12 in Disclosures section.



WIRELESS CHARGING¹

Be in charge of your phone. Camry's available wireless charging system lets you simply place your Qi-compatible device on the nonslip surface to charge up wirelessly. No more worrying about tangled cords or wires.

XSE V6 interior shown in Black with available Technology Package. Be sure to obey traffic regulations and maintain awareness of road and traffic conditions.

1. See footnote 15 in Disclosures section.

Innovative tech to help you drive with confidence.

Wouldn't it be great if you had the confidence you need every time you went driving? Camry has a host of available features designed to help give you just that. It's like a little extra guidance, whether it's checking a blind spot, helping you change lanes, or getting emergency help. All this is part of a comprehensive approach to safety to give you peace of mind. Welcome to innovation that looks out for you.



BLIND SPOT MONITOR (BSM)¹

When the available Blind Spot Monitor detects a vehicle, it illuminates a warning indicator on the appropriate sideview mirror to help you know when it's safe to change lanes. Rear Cross-Traffic Alert (RCTA)² works in much the same way. When you slowly back out of a driveway or parking spot, it provides audible and visual indicators to alert you of approaching vehicles.



PRE-COLLISION SYSTEM (PCS)³

Camry's available Pre-Collision System works with the Dynamic Radar Cruise Control (DRCC)⁴ system to determine if a frontal collision is imminent. If so, under certain conditions, the system automatically applies the brakes.



SAFETY CONNECT⁵

With available Safety Connect,⁵ emergency assistance is always within reach. Via Toyota's 24/7 call center, Safety Connect⁵ offers subscribers helpful features such as Emergency Assistance, Stolen Vehicle Locator, Roadside Assistance and Automatic Collision Notification.

LANE DEPARTURE ALERT (LDA)¹

If an inadvertent lane departure is detected, the available Lane Departure Alert issues an audible warning and displays a warning on the instrument panel. It's one more way Camry helps look out for you.



XLE V6 shown in Blizzard Pearl² with available Technology Package and Safety Connect,³ and Hybrid SE shown in Celestial Silver Metallic with available power tilt/slide moonroof.

1. See footnote 27 in Disclosures section. 2. Extra-cost color. 3. See footnote 29 in Disclosures section.

Hybrid power and sporty handling equal eco-fun.

Introducing the powerful Camry Hybrid SE. That's right, hybrid and powerful in the same sentence. It gets better: This hybrid also has dynamic suspension tuning, a stabilizer bar and a stability control system, so it's ready for life in the fast lane. Now you get all the benefits of efficiency without losing any of the excitement—a thrilling contradiction. This is one bold hybrid.



Pure energy: Sure it says hybrid on the badge, but Camry Hybrid SE packs one heck of a punch.



Hybrid SE shown in Celestial Silver Metallic with available power tilt/slide moonroof and Entune™ Premium Audio.

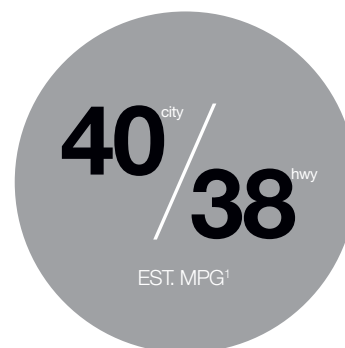
Go the distance for less. With more fun than ever.

It's not only about reaching your long-range goal. It's also about having some fun along the way. That's why Camry Hybrid knows how to balance power with fuel efficiency. With Hybrid Synergy Drive,[®] the combined output of both the gas and electric motors is an impressive 200 hp. And because of its advanced design, lightweight materials and refined aerodynamics, Camry Hybrid SE lets you go farther for less.



ENERGY MONITOR

This shows you how the hybrid system is operating, with a simple diagram of the gas engine, electric motor, and high-capacity battery with arrows that show the operation and flow of energy. This will help you adjust your driving to be more efficient and keep track of usage.



MPG

With its rewarding drive and optimal fuel economy, Camry helps you make bold moves, responsibly. Camry Hybrid LE offers an EPA-estimated 43 mpg city,¹ and the sporty Camry Hybrid SE and the premium Camry Hybrid XLE offer an EPA-estimated 40 mpg city,¹ so you don't have to sacrifice fuel economy for fun.



ECO MODE, EV MODE²

Camry Hybrid has different modes for different types of driving. ECO Mode helps maximize fuel economy. EV Mode drives solely on battery power for up to one-half mile under certain conditions.

1. See footnote 37 in Disclosures section. 2. See footnotes 33 and 34 in Disclosures section.



Hybrid SE interior in Ash with available Entune™ Premium Audio with Navigation¹ and App Suite², and available all-weather floor mats³. Prototype shown with options. Production model will vary.

1. See footnote 12 in Disclosures section. 2. See footnote 13 in Disclosures section. 3. See footnote 41 in Disclosures section.

Setting the standard for standard safety features.

Camry comes standard with the Star Safety System,[™] our advanced integration of safety technologies that includes Enhanced Vehicle Stability Control (VSC),¹ Traction Control (TRAC), Anti-lock Brake System (ABS), Electronic Brake-force Distribution (EBD), Brake Assist (BA)² and Smart Stop Technology[®] (SST).³ In addition to these confidence-inspiring safety features, Camry has LATCH (Lower Anchors and Tethers for CHildren) to help keep children secure and safe, Whiplash-Injury-Lessening (WIL)⁴ front seats and a Tire Pressure Monitor System (TPMS).⁵



WHIPLASH-INJURY-LESSENING FRONT SEATS

In certain lower-speed rear-end collisions, WIL seatbacks are engineered to yield in a controlled fashion, reducing the motion differential between head and torso, and helping minimize injury.



TEN AIRBAGS⁶

In Camry, there are ten standard airbags for you and your passengers, including a driver and front passenger Advanced Airbag System, driver and front passenger seat-mounted side airbags, driver and front passenger knee airbags, rear seat-mounted side airbags, and front and rear side curtain airbags.



DIRECT TIRE PRESSURE MONITOR SYSTEM (TPMS)

Proper tire pressure is always important for safe driving. TPMS evaluates the pressure of the tires and issues a warning if the pressure becomes critically low. An alert to let you know which tire is low on air is now shown on the available 4.2-in. TFT Multi-Information Display screen nestled between Optitron gauges.

1. See footnote 20 in Disclosures section. 2. See footnote 21 in Disclosures section. 3. See footnote 22 in Disclosures section. 4. See footnote 24 in Disclosures section. 5. See footnote 18 in Disclosures section 6. See footnote 23 in Disclosures section.




LE shown in Predawn Gray Mica.

The 2015 Toyota Camry. One bold choice leads to another.



Left to right: XSE V6 shown in Ruby Flare Pearl¹ with available Technology Package; Hybrid SE shown in Celestial Silver Metallic with available power tilt/slide moonroof; XLE V6 shown in Blizzard Pearl¹ with available Technology Package and Safety Connect^{®2}



*Great photos. Great stories.
So much to share, but let's
celebrate the last rays of the
sun together first.*

1. Extra-cost color. 2. See footnote 29 in Disclosures section.

Camry Models

LE



Powertrain

- 2.5L 4-Cylinder Engine with 178 hp @ 6000 rpm³⁵
- 25 city/35 hwy/28 combined est. mpg³⁷
- 6-speed automatic transmission

Exterior Features

- Projector-beam halogen headlights with auto on/off feature
- Color-keyed heated power outside mirrors with manual folding feature
- 16-in. steel wheels with wheel covers

Interior Features

- Entune™ Audio — includes 6.1-in. touch-screen display, USB 2.0 port,⁵ advanced voice recognition,⁷ Bluetooth^{®9} wireless technology and steering wheel-mounted controls
- Backup camera¹⁶
- Fabric-trimmed seats; 8-way power-adjustable driver's seat; 4-way adjustable front passenger seat; 60/40 split fold-down rear seat
- Cruise control
- Tilt/telescopic steering wheel with audio and Bluetooth^{®9} hands-free phone controls
- Remote keyless entry system
- Wood-grain-style interior trim
- Power door locks with automatic locking feature
- Power windows with driver and front passenger auto up/down
- Two 12V auxiliary power outlets
- Two front and two rear cup holders; two front-door and four rear-door bottle holders

Options and Packages²

- Power tilt/slide moonroof
- Entune™ Audio Plus with Optitron instrumentation with 4.2-in. TFT Multi-Information Display

SE

Adds to or replaces features offered on LE



Powertrain

- 2.5L 4-Cylinder Engine with 178 hp @ 6000 rpm³⁵
- 25 city/35 hwy/28 combined est. mpg³⁷
- 6-speed automatic transmission

Exterior Features

- Projector-beam halogen headlights with black sport trim bezels and auto on/off feature
- Sport mesh front grille
- Smoked chrome upper grille and rear trunk garnish
- Integrated front and rear underbody spoilers
- Color-keyed rear spoiler
- 17-in. alloy wheels with Graphite finish
- Chrome-tipped exhaust

Interior Features

- Sport fabric SofTex[®]-trimmed front seats; 8-way power-adjustable driver's seat; 4-way adjustable front passenger seat
- Leather-trimmed tilt/telescopic steering wheel with paddle shifters, and Bluetooth^{®9} hands-free phone and audio controls
- Optitron instrumentation with 4.2-in. TFT Multi-Information Display
- Silver interior trim

Options and Packages²

- Power tilt/slide moonroof
- Convenience Package includes
 - Smart Key System¹⁷ with Push Button Start
 - Auto-dimming rearview mirror with compass
 - HomeLink^{®19} universal transceiver
 - Anti-theft system with alarm
- Entune™ Audio Plus
- Entune™ Premium Audio with Navigation¹² and App Suite¹³

XSE 4-Cyl.

Adds to or replaces features offered on SE



Powertrain

- 2.5L 4-Cylinder Engine with 178 hp @ 6000 rpm³⁵
- 25 city/35 hwy/28 combined est. mpg³⁷
- 6-speed automatic transmission

Exterior Features

- LED Daytime Running Lights (DRL)
- 18-in. machined-face alloy wheels with black-painted finish

Interior Features

- Dual zone automatic climate control with rear-seat vents
- Entune™ Audio Plus — includes 6.1-in. high-resolution touch-screen display, USB 2.0 port,⁵ advanced voice recognition,⁷ Bluetooth^{®9} wireless technology, steering wheel-mounted controls, HD Radio,^{TM11} and SiriusXM All Access Radio¹⁰ with 3-month complimentary trial
- Sport leather-trimmed Ultrasuede[®] multi-stage heated front seats; 8-way power-adjustable driver's seat with power lumbar support; 4-way power-adjustable front passenger seat

Options and Packages²

- Power tilt/slide moonroof
- Convenience Package includes
 - Smart Key System¹⁷ with Push Button Start
 - Auto-dimming rearview mirror with compass
 - HomeLink^{®19} universal transceiver
 - Anti-theft system with alarm
- Entune™ Premium Audio with Navigation¹² and App Suite¹³
- Entune™ Premium JBL[®] Audio with Navigation¹² and App Suite¹³
- Blind Spot Monitor (BSM)³⁰ with Rear Cross-Traffic Alert (RCTA)³¹
- Technology Package includes
 - Pre-Collision System (PCS)²⁵
 - Dynamic Radar Cruise Control (DRCC)²⁶
 - Lane Departure Alert (LDA)²⁷
 - Automatic High Beam (AHB)²⁸
- Qi wireless charging¹⁵

Camry Models

XSE V6

Adds to or replaces features offered on SE



Powertrain

- 3.5L V6 Engine with 268 hp @ 6200 rpm³⁵
- 21 city/31 hwy/25 combined est. mpg³⁷
- 6-speed automatic transmission

Exterior Features

- LED low- and high-beam headlights with black sport trim bezels and auto on/off feature
- LED Daytime Running Lights (DRL)
- Power tilt/slide moonroof
- 18-in. machined-face alloy wheels with black-painted finish
- Acoustic noise-reducing front windshield
- Dual chrome-tipped exhaust

Interior Features

- Dual zone automatic climate control with rear-seat vents
- Entune™ Premium Audio with Navigation¹² and App Suite¹³ — includes 7-in. high-resolution touch-screen display, HD Radio,^{TM11} and SiriusXM All Access Radio¹⁰ with 3-month complimentary trial
- Qi wireless charging¹⁵
- Smart Key System¹⁷ with Push Button Start
- Sport leather-trimmed Ultrasuede® multi-stage heated front seats; 8-way power-adjustable driver's seat with power lumbar support; 4-way adjustable front passenger seat
- Auto-dimming rearview mirror with compass
- HomeLink^{®19} universal transceiver
- Anti-theft system with alarm

Options and Packages²

- Entune™ Premium JBL® Audio with Navigation¹² and App Suite¹³
- Blind Spot Monitor (BSM)³⁰ with Rear Cross-Traffic Alert (RCTA)³¹
- Technology Package includes
 - Pre-Collision System (PCS)²⁵
 - Dynamic Radar Cruise Control (DRCC)²⁶
 - Lane Departure Alert (LDA)²⁷
 - Automatic High Beam (AHB)²⁸

XLE 4-Cyl.

Adds to or replaces features offered on LE



Powertrain

- 2.5L 4-Cylinder Engine with 178 hp @ 6000 rpm³⁵
- 25 city/35 hwy/28 combined est. mpg³⁷
- 6-speed automatic transmission

Exterior Features

- LED Daytime Running Lights (DRL)
- 17-in. alloy wheels with Super Chrome paint
- Chrome-tipped exhaust

Interior Features

- Dual zone automatic climate control with rear-seat vents
- Entune™ Audio Plus — includes 6.1-in. high-resolution touch-screen display, USB 2.0 port,⁵ advanced voice recognition,⁷ Bluetooth^{®9} wireless technology, steering wheel-mounted controls and SiriusXM All Access Radio¹⁰ with 3-month complimentary trial
- Leather-trimmed multi-stage heated front seats with seatback pockets; 8-way power-adjustable driver's seat with power lumbar support; 4-way power-adjustable front passenger seat
- Leather-trimmed tilt/telescopic 3-spoke steering wheel with Bluetooth^{®9} hands-free phone and audio controls
- Optitron instrumentation with 4.2-in. TFT Multi-Information Display

Options and Packages²

- Power tilt/slide moonroof
- Convenience Package includes
 - Smart Key System¹⁷ with Push Button Start
 - Auto-dimming rearview mirror with compass
 - HomeLink^{®19} universal transceiver
 - Anti-theft system with alarm
- Entune™ Premium Audio with Navigation¹² and App Suite¹³
- Entune™ Premium JBL® Audio with Navigation¹² and App Suite¹³
- Safety Connect^{®29}
- Blind Spot Monitor (BSM)³⁰ with Rear Cross-Traffic Alert (RCTA)³¹
- Technology Package includes
 - Pre-Collision System (PCS)²⁵
 - Dynamic Radar Cruise Control (DRCC)²⁶
 - Lane Departure Alert (LDA)²⁷
 - Automatic High Beam (AHB)²⁸
- Qi wireless charging¹⁵

XLE V6

Adds to or replaces features offered on LE



Powertrain

- 3.5L V6 Engine with 268 hp @ 6200 rpm³⁵
- 21 city/31 hwy/25 combined est. mpg³⁷
- 6-speed automatic transmission

Exterior Features

- LED low- and high-beam headlights with auto on/off feature
- LED Daytime Running Lights (DRL)
- Power tilt/slide moonroof
- 17-in. alloy wheels with Super Chrome paint
- Acoustic noise-reducing front windshield
- Dual chrome-tipped exhaust

Interior Features

- Dual zone automatic climate control with rear-seat vents
- Entune™ Premium Audio with Navigation¹² and App Suite¹³ — includes 7-in. high-resolution touch-screen display, HD Radio,^{TM11} and SiriusXM All Access Radio¹⁰ with 3-month complimentary trial
- Qi wireless charging¹⁵
- Smart Key System¹⁷ with Push Button Start
- Leather-trimmed multi-stage heated front seats; 8-way power-adjustable driver's seat with power lumbar support; 4-way power-adjustable front passenger seat
- Leather-trimmed tilt/telescopic 3-spoke steering wheel with Bluetooth^{®9} hands-free phone and audio controls
- Optitron instrumentation with 4.2-in. TFT Multi-Information Display
- Auto-dimming rearview mirror with compass
- HomeLink^{®19} universal transceiver

Options and Packages²

- Entune™ Premium JBL® Audio with Navigation¹² and App Suite¹³
- Safety Connect^{®29}
- Blind Spot Monitor (BSM)³⁰ with Rear Cross-Traffic Alert (RCTA)³¹
- Technology Package includes
 - Pre-Collision System (PCS)²⁵
 - Dynamic Radar Cruise Control (DRCC)²⁶
 - Lane Departure Alert (LDA)²⁷
 - Automatic High Beam (AHB)²⁸

Hybrid LE



Powertrain

- Hybrid Engine: 2.5L 4-Cylinder Engine
- Hybrid system net power: 200 hp (149 kW)
- 43 city/39 hwy/41 combined est. mpg³⁷
- Electronically controlled Continuously Variable Transmission (ECVT), EV^{33,34} and ECO Modes

Exterior Features

- Projector-beam halogen headlights with auto on/off feature
- Color-keyed heated power outside mirrors with manual folding feature
- 16-in. steel wheels with wheel covers
- Acoustic noise-reducing front windshield

Interior Features

- Dual zone automatic climate control
- Entune™ Audio — includes 6.1-in. touch-screen display, USB 2.0 port,⁵ advanced voice recognition,⁷ Bluetooth^{®9} wireless technology and steering wheel-mounted controls
- Backup camera¹⁶
- Smart Key System¹⁷ with Push Button Start
- Fabric-trimmed seats; 8-way adjustable driver's seat; 4-way adjustable front passenger seat; fold-down rear seat with pass-through
- Cruise control
- Tilt/telescopic steering wheel with audio and Bluetooth^{®9} hands-free phone controls
- Optitron instrumentation with 4.2-in. TFT Multi-Information Display
- Power windows with driver and front passenger auto up/down
- Two 12V auxiliary power outlets
- Two front and two rear cup holders; two front-door and four rear-door bottle holders

Options and Packages²

- Entune™ Audio Plus

Hybrid SE

Adds to or replaces features offered on Hybrid LE



Powertrain

- Hybrid Engine: 2.5L 4-Cylinder Engine
- Hybrid system net power: 200 hp (149 kW)
- 40 city/38 hwy/40 combined est. mpg³⁷
- Electronically controlled Continuously Variable Transmission (ECVT), EV^{33,34} and ECO Modes

Exterior Features

- Projector-beam halogen headlights with black sport trim bezels and auto on/off feature
- Sport mesh front grille
- Smoked chrome upper grille and rear trunk garnish
- Integrated front and rear underbody spoilers
- Color-keyed rear spoiler
- 17-in. alloy wheels with Graphite finish
- Chrome-tipped exhaust

Interior Features

- Sport fabric SofTex[®]-trimmed front seats; 8-way power-adjustable driver's seat with power lumbar support; 4-way adjustable front passenger seat
- Leather-trimmed tilt/telescopic steering wheel with Bluetooth^{®9} hands-free phone and audio controls
- Silver interior trim

Options and Packages²

- Power tilt/slide moonroof
- Entune™ Audio Plus
- Entune™ Premium Audio with Navigation¹² and App Suite¹³
- Qi wireless charging¹⁵

Hybrid XLE

Adds to or replaces features offered on Hybrid LE



Powertrain

- Hybrid Engine: 2.5L 4-Cylinder Engine
- Hybrid system net power: 200 hp (149 kW)
- 40 city/38 hwy/40 combined est. mpg³⁷
- Electronically controlled Continuously Variable Transmission (ECVT), EV^{33,34} and ECO Modes

Exterior Features

- LED Daytime Running Lights (DRL)
- 17-in. alloy wheels with Super Chrome paint
- Chrome-tipped exhaust

Interior Features

- Dual zone automatic climate control with rear-seat vents
- Entune™ Audio Plus — includes 6.1-in. high-resolution touch-screen display, USB 2.0 port,⁵ advanced voice recognition,⁷ Bluetooth^{®9} wireless technology, steering wheel-mounted controls, HD Radio,^{TM11} and SiriusXM All Access Radio¹⁰ with 3-month complimentary trial
- Leather-trimmed multi-stage heated front seats; 8-way power-adjustable driver's seat with power lumbar support; 4-way power-adjustable front passenger seat with Bluetooth^{®9} hands-free phone and audio controls
- Silver interior trim
- Leather-trimmed tilt/telescopic 3-spoke steering wheel
- Auto-dimming rearview mirror with compass

Options and Packages²

- Power tilt/slide moonroof
- Convenience Package includes
 - HomeLink^{®19} universal transceiver
 - Anti-theft system with alarm
- Entune™ Premium Audio with Navigation¹² and App Suite¹³
- Entune™ Premium JBL[®] Audio with Navigation¹² and App Suite¹³
- Safety Connect^{®29}
- Blind Spot Monitor (BSM)³⁰ with Rear Cross-Traffic Alert (RCTA)³¹
- Technology Package includes
 - Pre-Collision System (PCS)²⁵
 - Dynamic Radar Cruise Control (DRCC)²⁶
 - Lane Departure Alert (LDA)²⁷
 - Automatic High Beam (AHB)²⁸
- Qi wireless charging¹⁵

Color



Attitude Black Metallic



Parisian Night Pearl



Blue Crush Metallic



Ruby Flare Pearl⁴⁰



Crème Brûlée Mica



Predawn Gray Mica



Cosmic Gray Mica



Blizzard Pearl⁴⁰



Celestial Silver Metallic

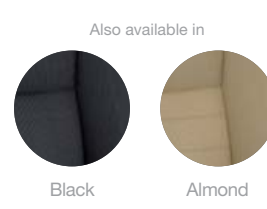


Super White

Trim



LE and Hybrid LE fabric shown in Ash




Black

Almond



XLE and Hybrid XLE leather trim shown in Ash

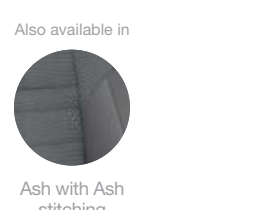


Black

Almond



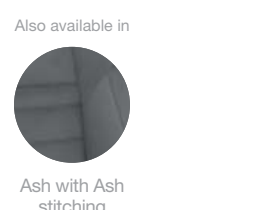
SE and Hybrid SE fabric shown in Black with Red stitching



Ash with Ash stitching



XSE leather trim and Ultrasuede[®] shown in Black with Red stitching



Ash with Ash stitching

Wheels



LE and Hybrid LE 16-in. steel wheel with wheel cover



SE and Hybrid SE 17-in. alloy wheel with Graphite finish



XSE 18-in. machined-face alloy wheel with black painted accents³



XLE and Hybrid XLE 17-in. alloy wheel with Super Chrome paint

Accessories

The 2015 Camry is one bold choice for the road, and it deserves some bold accessories. This is a great way to add extra personality to your Camry. Not every accessory is available in your area, so for a complete list of accessories, go to toyota.com/camry.

17-in. liquid-metal-finish wheels
Alloy wheel locks
All-weather floor mats⁴¹
Ashtray cup
Body side moldings
Body side moldings
Cargo tote³⁶

Cargo tray
Carpet floor mats⁴¹
Carpet trunk mat
Door edge guards
Doorsill enhancements
Doorsill enhancements
Emergency assistance kit

First aid kit
Glass Breakage Sensor (GBS)⁴²
Hideaway cargo net³⁶
Illuminated doorsills
Mudguards
Paint protection film⁴³

Rear bumper appliqué
Rear spoiler
Remote Engine Starter⁴⁴
Vehicle Intrusion Protection (VIP)
Security System



17-in. liquid-metal-finish wheels



Body side moldings



Illuminated doorsills



All-weather floor mats⁴¹



Rear spoiler



Cargo tray



Hideaway cargo net³⁶



Mudguards

Features¹

	EXTERIOR						EXTERIOR					
	LE	SE	XSE		XLE		LE	SE	XSE		XLE	
			4-Cyl.	V6	4-Cyl.	V6			4-Cyl.	V6	4-Cyl.	V6
Projector-beam halogen headlights with auto on/off feature	S	-	-	-	S	-	16-in. steel wheels with wheel covers and P205/65R16 tires	S	-	-	-	-
Projector-beam halogen headlights with black sport trim bezels and auto on/off feature	-	S	S	-	-	-	17-in. alloy wheels with Super Chrome paint and P215/55R17 tires	-	-	-	-	S S
LED low- and high-beam headlights with auto on/off feature	-	-	-	-	-	S	17-in. alloy wheels with Graphite finish and P215/55R17 tires	-	S	-	-	-
LED low- and high-beam headlights with black sport trim bezels and auto on/off feature	-	-	-	S	-	-	18-in. machined-face alloy wheels with black painted accents and P225/45R18 tires ³	-	-	S	S	-
Daytime Running Lights (DRL) with on/off feature	S	S	-	-	-	-	Washer-linked intermittent windshield wipers	S	S	S	S	S S
LED Daytime Running Lights (DRL) with on/off feature	-	-	S	S	S	S	High Solar Energy-Absorbing (HSEA) glass	S	S	S	S	S S
Sport mesh front grille	-	S	S	S	-	-	Acoustic noise-reducing front windshield	-	-	-	S	-
Color-keyed heated power outside mirrors with manual folding feature	S	S	S	S	S	S	Color-keyed rear spoiler	-	S	S	S	-
Power tilt/slide moonroof with one-touch open/close with jam protection, driver and front passenger illuminated vanity mirrors, and rear-seat reading lights	O ²	O ²	O ²	S	O ²	S	Chrome-tipped exhaust	-	S	S	-	S
							Dual chrome-tipped exhaust	-	-	-	S	-
INTERIOR							INTERIOR					
Air conditioning with air filter	S	S	-	-	-	-	Backup camera ¹⁶	S	S	S	S	S S
Dual zone automatic climate control with air filter and rear-seat vents	-	-	S	S	S	S	Multi-function in-key remote keyless entry system with lock, two-stage unlock, panic, trunk-release functions and remote illuminated entry	S	S	S	-	S
Entune™ Audio — includes the Entune™ Multimedia Bundle ⁴ (6.1-in. touch-screen display, AM/FM CD player, MP3/WMA playback capability, six speakers, auxiliary audio jack, USB 2.0 port ⁵ with iPod ^{®6} connectivity and control, advanced voice recognition, ⁷ hands-free phone capability, phone book access and music streaming ⁸ via Bluetooth ^{®9} wireless technology)	S	S	-	-	-	-	Smart Key System ¹⁷ on front doors and trunk with Push Button Start and remote illuminated entry	-	P ²	P ²	S	P ² S
Entune™ Audio Plus — includes the Entune™ Multimedia Bundle ⁴ (6.1-in. high-resolution touch-screen display, AM/FM CD player, MP3/WMA playback capability, six speakers, auxiliary audio jack, USB 2.0 port ⁵ with iPod ^{®6} connectivity and control, advanced voice recognition, ⁷ hands-free phone capability, phone book access and music streaming ⁸ via Bluetooth ^{®9} wireless technology), SiriusXM All Access Radio ¹⁰ with 3-month complimentary trial, HD Radio, ^{TM11} HD traffic and weather in major metro areas	O ²	O ²	S	-	S	-	Fabric-trimmed front seats with seatback pockets; 8-way power-adjustable driver's seat with power lumbar support; 4-way adjustable front passenger seat	S	-	-	-	-
Entune™ Premium Audio with Navigation ¹² and App Suite ¹³ — includes Entune™ Multimedia Bundle ⁴ (7-in. high-resolution touch-screen display, AM/FM CD player, MP3/WMA playback capability, six speakers, auxiliary audio jack, USB 2.0 port ⁵ with iPod ^{®6} connectivity and control, advanced voice recognition, ⁷ hands-free phone capability, phone book access and music streaming ⁸ via Bluetooth ^{®9} wireless technology), Entune™ App Suite, ¹³ HD Radio, ^{TM11} HD predictive traffic and Doppler weather overlay, AM/FM cache radio, and SiriusXM All Access Radio ¹⁰ with 3-month complimentary trial	-	O ²	O ²	S	O ²	S	Leather-trimmed multi-stage heated front seats with seatback pockets; 8-way power-adjustable driver's seat with power lumbar support; 4-way power-adjustable front passenger seat	-	-	-	-	S S
Entune™ Premium JBL® Audio with Navigation ¹² and App Suite ¹³ — includes Entune™ Multimedia Bundle ⁴ (7-in. high-resolution touch-screen display, AM/FM CD player, MP3/WMA playback capability, ten JBL® GreenEdge™ speakers in eight locations including subwoofer and amplifier, auxiliary audio jack, USB 2.0 port ⁵ with iPod ^{®6} connectivity and control, advanced voice recognition, ⁷ hands-free phone capability, phone book access and music streaming ⁸ via Bluetooth ^{®9} wireless technology), Entune™ App Suite ¹³ HD Radio, ^{TM11} HD predictive traffic and Doppler weather overlay, AM/FM cache radio, and SiriusXM All Access Radio ¹⁰ with 3-month complimentary trial	-	-	O ²	O ²	O ²	O ²	Sport fabric SofTex [®] -trimmed front seats with seatback pockets; 8-way power-adjustable driver's seat with power lumbar support; 4-way adjustable front passenger seat	-	S	-	-	-
Entune™ App Suite ¹³ — includes Bing™, Facebook Places, iHeartRadio, MovieTickets.com, OpenTable, [®] Pandora ^{®14} and Yelp™; real-time info including traffic, weather, fuel prices, sports and stocks. Access to Entune™ App Suite ¹³ services is complimentary for three years. See toyota.com/entune for details.	-	O ²	O ²	S	O ²	S	Sport leather-trimmed Ultrasuede [®] multi-stage heated front seats with seatback pockets; 8-way power-adjustable driver's seat with power lumbar support; 4-way power-adjustable front passenger seat	-	-	S	S	-
Qi wireless charging ¹⁵	-	-	O ²	S	O ²	S	60/40 split fold-down rear seat with center armrest with cup holders	S	S	S	S	S S
							Cruise control	S	S	S	S	S S
							Tilt/telescopic steering wheel with audio and Bluetooth ^{®9} hands-free phone controls	S	-	-	-	-
							Leather-trimmed tilt/telescopic sport steering wheel with paddle shifters, and Bluetooth ^{®9} hands-free phone and audio controls	-	S	S	S	-
							Leather-trimmed tilt/telescopic 3-spoke steering wheel with Bluetooth ^{®9} hands-free phone and audio controls	-	-	-	-	S S
							Analog instrumentation with speedometer, tachometer, fuel and average fuel economy gauges; LCD display with odometer, tripmeters, outside temperature and shift-position indicator	S	-	-	-	-
							Optitron instrumentation with speedometer, tachometer, coolant temperature, fuel gauges; TFT Multi-Information Display with customizable settings, odometer, tripmeter, current/average fuel economy, distance to empty, speed, TPMS; ¹⁸ shift-position indicator, navigation with turn-by-turn directions (where equipped) and warning messages	O ²	S	S	S	S S

S = Standard O = Optional - = Not available P = Available as part of a package

Hybrid Features¹

EXTERIOR	HYBRID LE	HYBRID SE	HYBRID XLE		HYBRID LE	HYBRID SE	HYBRID XLE
Projector-beam halogen headlights with auto on/off feature	S	–	S	16-in. steel wheels with wheel covers and P205/65R16 tires	S	–	–
Projector-beam halogen headlights with black sport trim bezels and auto on/off feature	–	S	–	17-in. alloy wheels with Super Chrome paint and P215/55R17 tires	–	–	S
Daytime Running Lights (DRL) with on/off feature	S	S	–	17-in. alloy wheels with Graphite finish and P215/55R17 tires	–	S	–
LED Daytime Running Lights (DRL) with on/off feature	–	–	S	Washer-linked intermittent windshield wipers	S	S	S
Sport mesh front grille	–	S	–	High Solar Energy-Absorbing (HSEA) glass	S	S	S
Color-keyed heated power outside mirrors with manual folding feature	S	S	S	Acoustic noise-reducing front windshield	S	S	S
Power tilt/slide moonroof with one-touch open/close with jam protection, driver and front passenger illuminated vanity mirrors, and rear-seat reading lights	–	O ²	O ²	Color-keyed rear spoiler	–	S	–
				Chrome-tipped exhaust	–	S	S
INTERIOR							
Dual zone automatic climate control with air filter, electric compressor and humidity sensor	S	S	–	Leather-trimmed multi-stage heated front seats with seatback pockets; 8-way power-adjustable driver's seat with power lumbar support; 4-way power-adjustable front passenger seat	–	–	S
Dual zone automatic climate control with air filter, electric compressor, humidity sensor and rear-seat vents	–	–	S	Sport fabric SofTex [®] -trimmed front seats with seatback pockets; 8-way power-adjustable driver's seat with power lumbar support; 4-way adjustable front passenger seat	–	S	–
Entune™ Audio — includes the Entune™ Multimedia Bundle ⁴ (6.1-in. touch-screen display, AM/FM CD player, MP3/WMA playback capability, six speakers, auxiliary audio jack, USB 2.0 port ⁵ with iPod [®] connectivity and control, advanced voice recognition, ⁷ hands-free phone capability, phone book access and music streaming ⁸ via Bluetooth [®] wireless technology)	S	S	–	Fold-down rear seat with center armrest with cup holder and pass-through	S	S	S
Entune™ Audio Plus — includes the Entune™ Multimedia Bundle ⁴ (6.1-in. high-resolution touch-screen display, AM/FM CD player, MP3/WMA playback capability, six speakers, auxiliary audio jack, USB 2.0 port ⁵ with iPod [®] connectivity and control, advanced voice recognition, ⁷ hands-free phone capability, phone book access and music streaming ⁸ via Bluetooth [®] wireless technology), SiriusXM All Access Radio ¹⁰ with 3-month complimentary trial, HD Radio, ^{TM11} HD traffic and weather in major metro areas	O ²	O ²	S	Cruise control	S	S	S
Entune™ Premium Audio with Navigation ¹² and App Suite ¹³ — includes Entune™ Multimedia Bundle ⁴ (7-in. high-resolution touch-screen display, AM/FM CD player, MP3/WMA playback capability, six speakers, auxiliary audio jack, USB 2.0 port ⁵ with iPod [®] connectivity and control, advanced voice recognition, ⁷ hands-free phone capability, phone book access and music streaming ⁸ via Bluetooth [®] wireless technology), Entune™ App Suite, ¹³ HD Radio, ^{TM11} HD predictive traffic and Doppler weather overlay, AM/FM cache radio, and SiriusXM All Access Radio ¹⁰ with 3-month complimentary trial	–	O ²	O ²	Tilt/telescopic steering wheel with audio and Bluetooth [®] hands-free phone controls	S	–	–
Entune™ Premium JBL® Audio with Navigation ¹² and App Suite ¹³ — includes Entune™ Multimedia Bundle ⁴ (7-in. high-resolution touch-screen display, AM/FM CD player, MP3/WMA playback capability, ten JBL® GreenEdge™ speakers in eight locations including subwoofer and amplifier, auxiliary audio jack, USB 2.0 port ⁵ with iPod [®] connectivity and control, advanced voice recognition, ⁷ hands-free phone capability, phone book access and music streaming ⁸ via Bluetooth [®] wireless technology), Entune™ App Suite, ¹³ HD Radio, ^{TM11} HD predictive traffic and Doppler weather overlay, AM/FM cache radio, and SiriusXM All Access Radio ¹⁰ with 3-month complimentary trial	–	–	O ²	Leather-trimmed tilt/telescopic 3-spoke steering wheel with Bluetooth [®] hands-free phone and audio controls	–	S	S
Entune™ App Suite ¹³ — includes Bing™, Facebook Places, iHeartRadio, MovieTickets.com, OpenTable, [®] Pandora ^{®14} and Yelp™; real-time info including traffic, weather, fuel prices, sports and stocks. Access to Entune™ App Suite ¹³ services is complimentary for three years.	–	O ²	O ²	Optitron instrumentation with speedometer, hybrid system power meter, coolant temperature, fuel gauges; TFT Multi-Information Display with customizable settings, odometer, tripmeter, tachometer, current/average fuel economy, distance to empty, speed, TPMS, ¹⁸ shift-position indicator, navigation with turn-by-turn directions (where equipped), EV ^{33,34} and ECO Mode indicators, energy monitor and warning messages	S	S	S
Qi wireless charging ¹⁵	–	O ²	O ²	Silver interior trim	–	S	–
Backup camera ¹⁶	S	S	S	Metallic-tech-grain interior trim	S	–	S
Smart Key System ¹⁷ on front doors and trunk with Push Button Start and remote illuminated entry	S	S	S	Power door locks with shift-linked automatic locking feature with anti-lockout feature	S	S	S
Fabric-trimmed front seats with seatback pockets; 8-way power-adjustable driver's seat with power lumbar support; 4-way adjustable front passenger seat	S	–	–	Power windows with driver and passenger-side auto up/down, jam protection in driver position and retained-power features	S	S	S
				Rear window defogger with timer	S	S	S
				Day/night rearview mirror	S	S	–
				Auto-dimming rearview mirror with compass	–	–	S
				Overhead console with maplights and sunglasses storage	S	S	S
				HomeLink ^{®19} universal transceiver	–	–	P ²
				Covered center console with sliding cover, armrest and storage	S	S	S
				Illuminated glove compartment	S	S	S
				Two 12V auxiliary power outlets	S	S	S
				Dual sun visors with sliding extensions	S	S	S
				Two front and two rear cup holders; two front door and four rear door bottle holders	S	S	S

S = Standard O = Optional – = Not available P = Available as part of a package

Hybrid Features¹

	HYBRID LE	HYBRID SE	HYBRID XLE		HYBRID LE	HYBRID SE	HYBRID XLE
SAFETY AND CONVENIENCE							
STAR SAFETY SYSTEM ™ Star Safety System™ — includes Enhanced Vehicle Stability Control (VSC) ²⁰ , Traction Control (TRAC), 4-wheel Anti-lock Brake System (ABS), Electronic Brake-force Distribution (EBD), Brake Assist (BA) ²¹ and Smart Stop Technology® (SST) ²²	S	S	S	Front and rear energy-absorbing crumple zones	S	S	S
Ten airbags ²³ — includes driver and front passenger Advanced Airbag System, driver and front passenger seat-mounted side airbags, driver and front passenger knee airbags, rear seat-mounted side airbags, and front and rear side curtain airbags	S	S	S	Side-impact door beams	S	S	S
Driver and front passenger Whiplash-Injury-Lessening (WIL) ²⁴ seats	S	S	S	Tire Pressure Monitor System (TPMS) ¹⁸ with direct pressure readout	S	S	S
3-point seatbelts for all seating positions; driver-side Emergency Locking Retractor (ELR) and Automatic/Emergency Locking Retractor (ALR/ELR) on all passenger seatbelts	S	S	S	Collision sensors: deactivate high-voltage battery	S	S	S
LATCH (Lower Anchors and Tethers for CHildren) includes lower anchors on outboard rear seats	S	S	S	Pre-Collision System (PCS) ²⁵ , Dynamic Radar Cruise Control (DRCC) ²⁶ , Lane Departure Alert (LDA) ²⁷ and Automatic High Beam (AHB) ²⁸	—	—	P ²
Child-protector rear door locks and power window lockout control	S	S	S	Safety Connect ^{®29} — includes Emergency Assistance, Stolen Vehicle Locator, Roadside Assistance and Automatic Collision Notification. Available by subscription. Complimentary one-year trial subscription	—	—	O ²
Energy-absorbing collapsible steering column	S	S	S	Blind Spot Monitor (BSM) ³⁰ with Rear Cross-Traffic Alert (RCTA) ³¹	—	—	O ²
				Battery-saver feature: deactivates interior lights after 20 minutes	S	S	S
				Engine immobilizer ³²	S	S	S
				Anti-theft system with alarm	—	—	P ²
PACKAGES & OPTIONS							
Power tilt/slide moonroof	—	P ²	P ²	Entune™ Premium JBL® Audio with Navigation ¹² and App Suite ¹³ — includes Entune™ Multimedia Bundle ⁴ (7-in. high-resolution touch-screen display, AM/FM CD player, MP3/WMA playback capability, ten JBL® GreenEdge™ speakers in eight locations including subwoofer and amplifier, auxiliary audio jack, USB 2.0 port ⁵ with iPod ^{®6} connectivity and control, advanced voice recognition, ⁷ hands-free phone capability, phone book access and music streaming ⁸ via Bluetooth ^{®9} wireless technology), Entune [®] App Suite, ¹³ HD Radio, ^{TM11} HD predictive traffic and Doppler weather overlay, AM/FM cache radio, and SiriusXM All Access Radio ¹⁰ with 3-month complimentary trial	—	—	P ²
Convenience Package — includes HomeLink ^{®19} universal transceiver, and anti-theft system with alarm	—	—	P ²	Safety Connect ^{®29} — includes Emergency Assistance, Stolen Vehicle Locator, Roadside Assistance and Automatic Collision Notification. Available by subscription. Complimentary one-year trial subscription.	—	—	P ²
Entune™ Audio Plus — includes Entune™ Multimedia Bundle ⁴ (6.1-in. high-resolution touch-screen display, AM/FM CD player, MP3/WMA playback capability, six speakers, auxiliary audio jack, USB 2.0 port ⁵ with iPod ^{®6} connectivity and control, advanced voice recognition, ⁷ hands-free phone capability, phone book access and music streaming ⁸ via Bluetooth ^{®9} wireless technology), SiriusXM All Access Radio ¹⁰ with 3-month complimentary trial, HD Radio, ^{TM11} and HD traffic and weather in major metro areas	O ²	O ²	S	Qi wireless charging ¹⁵	—	P ²	P ²
Entune™ Premium Audio with Navigation ¹² and App Suite ¹³ — includes Entune™ Multimedia Bundle ⁴ (7-in. high-resolution touch-screen display, AM/FM CD player, MP3/WMA playback capability, six speakers, auxiliary audio jack, USB 2.0 port ⁵ with iPod ^{®6} connectivity and control, advanced voice recognition, ⁷ hands-free phone capability, phone book access and music streaming ⁸ via Bluetooth ^{®9} wireless technology), Entune [®] App Suite, ¹³ HD Radio, ^{TM11} HD predictive traffic and Doppler weather overlay, AM/FM cache radio, and SiriusXM All Access Radio ¹⁰ with 3-month complimentary trial	—	P ²	P ²	Technology Package — Pre-Collision System (PCS) ²⁵ , Dynamic Radar Cruise Control (DRCC) ²⁶ , Lane Departure Alert (LDA) ²⁷ and Automatic High Beam (AHB) ²⁸	—	—	P ²
				Blind Spot Monitor (BSM) ³⁰ with Rear Cross-Traffic Alert (RCTA) ³¹	—	—	P ²

S = Standard O = Optional — = Not available P = Available as part of a package

Specifications

MECHANICAL AND PERFORMANCE	LE	SE	XSE 4-CYLINDER	XSE V6	XLE 4-CYLINDER	XLE V6
Engine	2.5-Liter 4-Cylinder DOHC 16-Valve Dual VVT-i; 178 hp @ 6000 rpm; ³⁵ 170 lb.-ft. @ 4100 rpm	2.5-Liter 4-Cylinder DOHC 16-Valve Dual VVT-i; 178 hp @ 6000 rpm; ³⁵ 170 lb.-ft. @ 4100 rpm	2.5-Liter 4-Cylinder DOHC 16-Valve Dual VVT-i; 178 hp @ 6000 rpm; ³⁵ 170 lb.-ft. @ 4100 rpm	3.5-Liter V6 DOHC 24-Valve Dual VVT-i; 268 hp @ 6200 rpm; ³⁵ 248 lb.-ft. @ 4700 rpm	2.5-Liter 4-Cylinder DOHC 16-Valve Dual VVT-i; 178 hp @ 6000 rpm; ³⁵ 170 lb.-ft. @ 4100 rpm	3.5-Liter V6 DOHC 24-Valve Dual VVT-i; 268 hp @ 6200 rpm; ³⁵ 248 lb.-ft. @ 4700 rpm
IGNITION SYSTEM						
Electronic, with Toyota Direct Ignition (TDI)	Standard	Standard	Standard	Standard	Standard	Standard
EMISSION RATING						
Ultra Low Emission Vehicle II (ULEV-II)	Standard	Standard	Standard	Standard	Standard	Standard
TRANSMISSION						
6-speed Electronically Controlled automatic overdrive Transmission with intelligence (ECT-i) and sequential shift mode (SE model adds paddle shifters)	Standard	Standard	Standard	Standard	Standard	Standard
DRIVETRAIN						
Front-Wheel Drive	Standard	Standard	Standard	Standard	Standard	Standard
BODY CONSTRUCTION						
Unitized body with front and rear anti-vibration sub-frames	Standard	Standard	Standard	Standard	Standard	Standard
SUSPENSION						
MacPherson strut front suspension with gas-filled shock absorbers and stabilizer bar; dual-link independent MacPherson strut rear suspension with gas-filled shock absorbers and stabilizer bar (SE and XSE add sport-tuned shock absorbers and springs, strut tower and trunk-mounted braces.)	Standard	Standard	Standard	Standard	Standard	Standard
STEERING						
Electric Power Steering (EPS); power-assisted rack-and-pinion	Standard	Standard	Standard	Standard	Standard	Standard
Turning circle diameter, curb to curb (ft.)	36.7	36.7	36.7	36.7	36.7	36.7
BRAKES						
Power-assisted ventilated 11.65-in. front disc brakes; solid 11-in. rear disc brakes with hydraulic brake booster, Electronically Controlled Braking (ECB) system and Star Safety System™	Standard	Standard	Standard	Standard	Standard	Standard
EXTERIOR DIMENSIONS (in.)						
Overall height, unloaded	57.9	57.9	57.9	57.9	57.9	57.9
Overall width	71.7	71.7	71.7	71.7	71.7	71.7
Overall length	190.9	190.9	190.9	190.9	190.9	190.9
Wheelbase	109.3	109.3	109.3	109.3	109.3	109.3
Ground clearance	6.1	6.1	6.1	6.1	6.1	6.1
Track (front/rear)	62.8/62.4	62.4/62.0	62.4/62.0	62.0/61.6	62.4/62.0	62.0/61.6
Coefficient of drag (Cd)	0.28	0.28	0.28	0.28	0.28	0.28
INTERIOR DIMENSIONS (front/rear) (in.)						
Head room						
without moonroof	38.8/38.1	38.8/38.1	38.8/38.1	NA	38.8/38.1	NA
with moonroof	37.9/38.0	37.9/38.0	37.9/38.0	37.9/38.0	37.9/38.0	37.9/38.0
Shoulder room	58.0/56.6	58.0/56.6	58.0/56.6	58.0/56.6	58.0/56.6	58.0/56.6
Hip room	54.5/54.5	54.5/54.5	54.5/54.5	54.5/54.5	54.5/54.5	54.5/54.5
Leg room	41.6/38.9	41.6/38.9	41.6/38.9	41.6/38.9	41.6/38.9	41.6/38.9

Specifications

WEIGHTS AND CAPACITIES	LE	SE	XSE 4-CYLINDER	XSE V6	XLE 4-CYLINDER	XLE V6
Curb weight (lb.)	3240	3300	3350	3480	3340	3460
EPA passenger volume (cu. ft.) without moonroof	102.7	102.7	102.7	NA	102.7	NA
with moonroof	101.3	101.3	101.3	101.3	101.3	101.3
Cargo volume, ³⁶ rear seatbacks up (cu. ft.)	15.4	15.4	15.4	15.4	15.4	15.4
Fuel tank (gal.)	17.0	17.0	17.0	17.0	17.0	17.0
Seating capacity	5	5	5	5	5	5
TIRES						
All-Season	Standard	Standard	Standard	Standard	Standard	Standard
Spare – Temporary	Standard	Standard	Standard	Standard	Standard	Standard
MILEAGE ESTIMATES (mpg city/highway/combined) ³⁷						
	25/35/28	25/35/28	25/35/28	21/31/25	25/35/28	21/31/25

Hybrid Specifications

MECHANICAL AND PERFORMANCE	HYBRID LE	HYBRID SE	HYBRID XLE
Engine	Hybrid engine: 2.5-Liter 4-Cylinder DOHC 16-Valve Dual VVT-i, EV ^{33, 34} and ECO Modes; 200 hybrid system net hp (149 kW)	Hybrid engine: 2.5-Liter 4-Cylinder DOHC 16-Valve Dual VVT-i, EV ^{33, 34} and ECO Modes; 200 hybrid system net hp (149 kW)	Hybrid engine: 2.5-Liter 4-Cylinder DOHC 16-Valve Dual VVT-i, EV ^{33, 34} and ECO Modes; 200 hybrid system net hp (149 kW)
IGNITION SYSTEM			
Electronic, with Toyota Direct Ignition (TDI)	Standard	Standard	Standard
EMISSION RATING			
Advanced Technology Partial Zero Emission Vehicle (AT-PZEV) ³⁸	Standard	Standard	Standard
ELECTRIC MOTOR			
Motor Type	Permanent magnet AC synchronous motor	Permanent magnet AC synchronous motor	Permanent magnet AC synchronous motor
Voltage	650V maximum	650V maximum	650V maximum
TRACTION BATTERY			
Type	Sealed Nickel-Metal Hydride (Ni-MH) ³⁹	Sealed Nickel-Metal Hydride (Ni-MH) ³⁹	Sealed Nickel-Metal Hydride (Ni-MH) ³⁹
Voltage	244.8V maximum	244.8V maximum	244.8V maximum
TRANSMISSION			
Electronically controlled Continuously Variable Transmission (ECVT)	Standard	Standard	Standard
DRIVETRAIN			
Front-Wheel Drive	Standard	Standard	Standard
BODY CONSTRUCTION			
Unitized body with front and rear anti-vibration sub-frames	Standard	Standard	Standard
SUSPENSION			
MacPherson strut front suspension with gas-filled shock absorbers and stabilizer bar; dual-link independent MacPherson strut rear suspension with gas-filled shock absorbers and stabilizer bar (SE adds sport-tuned shock absorbers and springs, strut tower and trunk-mounted braces.)	Standard	Standard	Standard
STEERING			
Electric Power Steering (EPS); power-assisted rack-and-pinion	Standard	Standard	Standard
Turning circle diameter, curb to curb (ft.)	36.7	36.7	36.7
BRAKES			
Power-assisted ventilated 11.65-in. front disc brakes; solid 11-in. rear disc brakes with hydraulic brake booster, Electronically Controlled Braking (ECB) system and Star Safety System™	Standard	Standard	Standard
EXTERIOR DIMENSIONS (in.)			
Overall height, unloaded	57.9	57.9	57.9
Overall width	71.7	71.7	71.7
Overall length	190.9	190.9	190.9
Wheelbase	109.3	109.3	109.3
Ground clearance	6.1	6.1	6.1
Track (front/rear)	62.8/62.4	62.4/62.0	62.4/62.0
Coefficient of drag (Cd)	0.27	0.27	0.27

Hybrid Specifications

	HYBRID LE	HYBRID SE	HYBRID XLE
INTERIOR DIMENSIONS (front/rear) (in.)			
Head room			
without moonroof	38.8/38.1	38.8/38.1	38.8/38.1
with moonroof	NA	37.9/38.0	37.9/38.0
Shoulder room	58.0/56.6	58.0/56.6	58.0/56.6
Hip room	54.5/54.5	54.5/54.5	54.5/54.5
Leg room	41.6/38.9	41.6/38.9	41.6/38.9
WEIGHTS AND CAPACITIES			
Curb weight (lb.)	3485	3565	3585
EPA passenger volume (cu. ft.)			
without moonroof	102.7	102.7	102.7
with moonroof	NA	101.3	101.3
Cargo volume, ³⁶ rear seatbacks up (cu. ft.)	13.1	13.1	13.1
Fuel tank (gal.)	17.0	17.0	17.0
Seating capacity	5	5	5
TIRES			
All-Season	Standard	Standard	Standard
Spare – Temporary	Standard	Standard	Standard
MILEAGE ESTIMATES			
(mpg city/highway/combined) ³⁷			
	43/39/41	40/38/40	40/38/40

CARS BUILT FOR THE WAY YOU LIVE

At Toyota, we build cars for how you live. From building advanced safety features designed to help prevent crashes to driving cross-country to understand how we can make your driving experience better, our work starts with understanding your needs. Building cars for how you live also means thinking about tomorrow—from fuel efficiency and environmental innovations, to things beyond cars, like a bicycle that you can control with your mind. And because what we learn building cars can help improve lives in other places, we do things like help communities rebuild their homes quickly after a disaster and work with soup kitchens to help them serve more people faster. Toyota. Built for how you live. Together we are going places.

DISCLOSURES

1. Toyota strives to build vehicles to match customer interest and thus they typically are built with popular options and option packages. Not all options/packages are available separately and some may not be available in all regions of the country. If you would prefer a vehicle with no or different options, contact your dealer to check for current availability or the possibility of placing a special order. 2. Some options or packages may require additional equipment. Not all options or packages are available in all regions. See your local dealer for requirements. 3. 18-in. tires are expected to experience greater tire wear than conventional tires. Tire life may be substantially less than 24,000 miles, depending on driving conditions. 4. Entune™ is a trademark of Toyota Motor Corporation. Always drive safely, obey traffic laws and focus on the road while driving. Services vary by phone/carrier. Functionality depends on many factors. Services subject to change. For enrollment and more details, see toyota.com/entune. 5. May not be compatible with all mobile phones, MP3/WMA players and like models. 6. iPod® and iPhone® are registered trademarks of Apple Inc. All rights reserved. 7. Advanced voice recognition capabilities vary by head unit. 8. Apps/services vary by phone/carrier; functionality depends on many factors. Select apps use large amounts of data; you are responsible for charges. Apps and services subject to change. See toyota.com/entune for details. 9. Concentrating on the road should always be your first priority while driving. Do not use the hands-free phone system if it will distract you. The Bluetooth® word mark and logos are registered trademarks owned by Bluetooth SIG, Inc. and any use of such marks by Toyota is under license. A compatible Bluetooth®-enabled phone must first be paired. Phone performance depends on software, coverage and carrier. 10. SiriusXM services require a subscription after 3-month trial period. **Subscriptions governed by SiriusXM Customer Agreement available at www.siriusxm.com. If you decide to continue your SiriusXM service at the end of your complimentary trial, the plan you choose will automatically renew and bill at then-current rates until you call 1-866-635-2349 to cancel.** Fees and programming subject to change. Available only to those at least 18 years of age in the 48 contiguous United States and D.C. 11. Be sure to obey traffic regulations and maintain awareness of road and traffic conditions at all times. HD Radio,™ Technology manufactured under license from iBiquity Digital Corporation U.S. and Foreign Patents. HD Radio,™ and the HD, HD Radio, and "Arc" logos are proprietary trademarks of iBiquity Digital Corp. 12. Be sure to obey traffic regulations and maintain awareness of road and traffic conditions at all times. Availability and accuracy of the information provided by the navigation system is dependent upon many factors. Use common sense when relying on information provided. Services and programming subject to change. Services not available in every city or roadway; updates may be available at an additional cost from your dealer. See your *Navigation System Owner's Manual* for details. 13. Be sure to obey traffic regulations and maintain awareness of road and traffic conditions at all times. Apps/services vary by phone/carrier; functionality depends on many factors. Select apps use large amounts of data; you are responsible for charges. Apps and services subject to change. See toyota.com/entune for details. 14. PANDORA®, the PANDORA® logo, and the Pandora trade dress are trademarks or registered trademarks of Pandora Media, Inc., used with permission. 15. Qi wireless charging may not be compatible with all mobile phones, MP3/WMA players and like models. 16. The backup camera does not provide a comprehensive view of the rear area of the vehicle. You should also look around outside your vehicle and use your mirrors to confirm rearward clearance. Cold weather will limit effectiveness and view may become cloudy. 17. The Smart Key System may interfere with some pacemakers or cardiac defibrillators. If you have one of these medical devices, please talk to your doctor to see if you should deactivate this system. 18. The Toyota Tire Pressure Monitor alerts the driver when tire pressure is critically low. For optimal tire wear and performance, tire pressure should be checked regularly with a gauge; do not rely solely on the monitor system. See your *Owner's Manual* for details. 19. HomeLink® is a registered trademark of Johnson Controls, Inc. 20. Vehicle Stability Control (VSC) is an electronic system designed to help the driver maintain vehicle control under adverse conditions. It is not a substitute for safe driving practices. Factors including speed, road conditions and driver steering input can all affect whether VSC will be effective in preventing a loss of control. Please see your *Owner's Manual* for further details. 21. Brake Assist is designed to help the driver take full advantage of the benefits of ABS. It is not a substitute for safe driving practices. Braking effectiveness also depends on proper brake-system maintenance and tire and road conditions. 22. Smart Stop Technology® operates only in the event of certain simultaneous brake and accelerator pedal applications. When engaged, the system will reduce power to help the brakes bring the vehicle to a stop. Factors including speed, road conditions and driver input can all impact stopping distance. Smart Stop Technology® is not a substitute for safe and attentive driving and does not guarantee instant stopping. Please see your *Owner's Manual* for further details. 23. All the airbag (AB) systems are Supplemental Restraint Systems. All ABs (if installed) are designed to inflate only under certain conditions and in certain types of severe collisions: frontal and knee ABs typically inflate in frontal collisions; side and side curtain ABs in side collisions; Roll-Sensing Curtain ABs at a severe tilt degree, roll or lateral G-force. In all other accidents, the ABs will not inflate. To decrease the risk of injury from an inflating AB, always wear seatbelts, sit upright in the middle of the seat as far back as possible and do not lean against the door. Do not put objects in front of an AB or around the seatback. Do not use a rearward-facing child seat in any front passenger seat. The force of an inflating AB may cause serious injury or death. See your *Owner's Manual* for further information/warnings. 24. Whiplash-Injury-Lessening front seats can help reduce the severity of whiplash injury in certain rear-end collisions. 25. The Pre-Collision System is designed to help reduce the crash speed and damage in certain frontal collisions only. They are not collision-avoidance systems and are not substitutes for safe and attentive driving. System effectiveness depends on many factors such as speed, driver input and road conditions. See your *Owner's Manual* for further information. 26. Dynamic Radar Cruise Control is designed to assist the driver and is not a substitute for safe and attentive driving practices. Please see your *Owner's Manual* for important instructions and cautions. 27. Lane Departure Alert is designed to read the lane markers under certain conditions, and provide visual and audible alerts when lane departure is detected. It is not a collision-avoidance system or a substitute for safe and attentive driving. Effectiveness depends on many factors. See *Owner's Manual* for more information. 28. The automatic high beam system operates at speeds above 21 mph. Situations such as a dirty windshield, variable weather, lighting conditions and hilly terrain will limit effectiveness, requiring the driver to manually turn off. See *Owner's Manual* for details. 29. Contact with the Safety Connect® response center is dependent upon cellular connection availability and GPS satellite signal reception, which can limit the ability to reach the response center or receive emergency service support. Enrollment and Subscription Service Agreement required. One-year trial subscription available only with new vehicle purchase of Safety Connect®-equipped vehicles. Additional subscription terms available; charges vary by subscription term selected. 30. Do not rely exclusively on the Blind Spot Monitor. Always look over your shoulder and use your turn signal. There are several limitations to the function, detection, range and clarity of the monitor. For a complete list of limitations and directions regarding use of the monitor, please see the *Owner's Manual*. 31. Do not rely exclusively on the Rear Cross-Traffic Alert system. Always look over your shoulder and use your mirrors to confirm rear clearance. There are limitations to the function, detection, range and clarity of the system. To learn more, see your *Owner's Manual*. 32. The engine immobilizer is a state-of-the-art anti-theft system. When you insert your key into the ignition switch or bring a Smart Key fob into the vehicle, the key transmits an electronic code to the vehicle. The engine will only start if the code in the transponder chip inside the key/fob matches the code in the vehicle's immobilizer. Because the transponder chip is embedded in the key/fob, it can be costly to replace. If you lose a key or fob, your Toyota dealer can help, or you can find a qualified independent locksmith to perform high-security key services by consulting your local Yellow Pages or by contacting www.aloa.org. 33. EV Mode works under certain conditions at low speeds for up to a mile. Please see your Toyota vehicle *Owner's Manual* for further details. 34. CAUTION! When driving a hybrid vehicle, pay special attention to the area around the vehicle. Because there is little vehicle noise in electric-only mode, pedestrians, people riding bicycles or other people and vehicles in the area may not be aware of the vehicle starting off or approaching them, so take extra care while driving. 35. In certain areas, 4-cylinder models are equipped as Partial Zero Emission Vehicles (PZEV). Equipment causes nominal reduction in horsepower (from 178 hp to 173 hp) and torque (from 170 lb.-ft. to 165 lb.-ft.). For Camry 4-cylinder models certified as Partial Zero Emission Vehicles (PZEV), all emissions components are covered for 15 years or 150,000 miles, whichever occurs first, for performance or defect. 36. Cargo and load capacity limited by weight and distribution. 37. 2015 EPA-estimated mileage. Actual mileage will vary. 38. AT-PZEV-rated by the California Air Resources Board. Meets Tier 2-Bin 3 Federal emissions standard. For more information please visit www.arb.ca.gov. 39. Hybrid vehicle battery expected life is 150,000 miles based on laboratory bench testing. 40. Extra-cost color. 41. This floor mat was designed specifically for use in your model and model year vehicle and SHOULD NOT be used in any other vehicle. To avoid potential interference with pedal operation, each mat must be secured with its fasteners. Do not install a floor mat on top of an existing floor mat. 42. Available only for vehicles equipped with factory security and factory remote keyless entry system or Smart Key System. 43. The Toyota Genuine Accessory Warranty will only apply when the installation is performed by a trained Toyota-approved installer. Please see dealer for details. 44. Available only for vehicles equipped with Smart Key System. Use only if aware of circumstances surrounding the vehicle at time of start. Operate only when legal and safe to do so (e.g., car uncovered in open area with no people or pets inside or nearby). See usage precautions in *Owner's Manual*.

WARRANTIES

Every Toyota Car, Truck and SUV is built to exceptional standards. And that's not idle boasting. We back it up with these Limited Warranty Coverages:

Basic: 36 months/36,000 miles (all components other than normal wear and maintenance items).

Powertrain: 60 months/60,000 miles (engine, transmission/transaxle, drive system, seatbelts and airbags).

Rust-Through: 60 months/unlimited miles (corrosion perforation of sheet metal).

Emissions: Coverages vary under Federal and California regulations. Refer to applicable *Warranty and Maintenance Guide* for details.

Accessories: For Genuine Toyota Accessories purchased at the time of the new vehicle purchase, the Toyota Accessory Warranty coverage is in effect for 36 months/36,000 miles from the vehicle's in-service date, which is the same coverage as the Toyota New Vehicle Limited Warranty.

Toyota strives to build vehicles to match customer interest and thus they typically are built with popular options and option packages. Not all options/packages are available separately and some may not be available in all regions of the country. See toyota.com for information about options/packages commonly available in your area. If you would prefer a vehicle without any or with different options, contact your dealer to check for current availability or the possibility of placing a special order.

For Genuine Toyota Accessories purchased after the new vehicle purchase the coverage is 12 months, regardless of mileage, from the date the accessory was installed on the vehicle, or the remainder of any applicable new vehicle warranty, whichever provides greater coverage, with the exception of car covers. Car covers are warranted for 12 months from the date of purchase and do not assume any coverage under the Toyota New Vehicle Limited Warranty.

You may be eligible for transportation assistance if it's necessary that your vehicle be kept overnight for repairs covered under warranty. Please see your authorized Toyota dealership for further details.

For complete details about Toyota's warranties, please visit www.toyota.com, refer to the applicable *Warranty and Maintenance Guide* or see your Toyota dealer.

Some vehicles are shown with available equipment. Seatbelts should be worn at all times. For details on vehicle specifications, standard features and available equipment in your area, contact your Toyota dealer. A vehicle with particular equipment may not be available at the dealership. Ask your Toyota dealer to help locate a specifically equipped vehicle.

All information presented herein is based on data available at the time of posting, is subject to change without notice and pertains specifically to mainland U.S.A. vehicles only. Prototypes shown. Actual production vehicles may vary.