

2015



RAM. TOOLS OF THE TRADE.

A DEEP-DIVE BUSINESS ANALYSIS OF THE 2015 RAM PORTFOLIO shows conclusively: this is the commercial family that puts your bottom line in the black. Whether the job calls for a light-duty Ram 1500 or the incredible strength of a Ram Heavy Duty or big Chassis Cab, capability, comfort and powertrains combine to give business the best: complete reliability with total versatility.

The mandate to our engineering team was clear: design and manufacture strengths so superior, they serve you with stand-out efficiency, while offering best-in-class status where it counts the most. Available for 2015 Ram 1500 is the groundbreaking 3.0-liter EcoDiesel V6 (mated to the TorqueFlite® 8-speed automatic with class-exclusive^{[1]*} Rotary Shifter), a powertrain that delivers proven quality, industrial-grade longevity, outstanding torque, impressive GCWRs and GVWRs—and the best fuel economy of any full-size pickup.^[2] The formidable 6.4L HEMI® V8 is standard on Ram Chassis Cabs and available on Ram Heavy Duty pickups. The 2015 Ram 2500/3500 Heavy Duty models come to work with incredibly tough

frames, refined front axle disconnect (standard on 4x4 models) and a class-exclusive^[3] available Auto-Level Rear Air Suspension System for superb ride comfort backed with dual-mode payload and towing settings.

Our commitment to industrial-grade strength is balanced by an all-new entry, specifically designed for economies of scale and operation. Joining the Ram ProMaster® Van and Cutaway/Chassis Cab models is the all-new 2015 Ram ProMaster City™ Tradesman Cargo Van and Passenger Wagon. No surprise to see that they, too, offer multiple best-in-class features.

Bottom-line advantages? Ram trucks give you more. Through tougher powertrains and suspensions. Class-exclusive assets. Remarkable towing and hauling figures. Exceptional fuel efficiency. All-new Ram ProMaster City models. This is strength and durability with serious economies of operation—and all of it is backed with the rock-hard quality reflected in our incredible 5-Year/100,000-Mile Powertrain Limited Warranty.^[4]

YOUR BUSINESS & RAM COMMERCIAL. THIS IS HOW THE BEST WORK TOGETHER.

- + **BEST-IN-CLASS^[5] DIESEL TOWING[†]** for Ram 3500 Heavy Duty, with the available Cummins® High Output Turbo Diesel mated to the AISIN® Heavy-Duty 6-speed automatic.
- + **BEST-IN-CLASS^[6] TORQUE** for Ram 3500 Chassis Cabs with the 6.4L HEMI® V8: a staggering 429 lb-ft.
- + **BEST-IN-CLASS^{[6][7]} MAX TOWING[†]** for Ram 4500/5500 Chassis Cab models with the proven available 6.7L Cummins Turbo Diesel.
- + **BEST-IN-CLASS^{[8][9]} DIESEL OIL CHANGE INTERVALS** with the available Cummins on Ram Heavy Duty pickups and Chassis Cab models: up to 15,000 miles between recommended changes.
- + **BEST-IN-CLASS^{[8][9]} REAR FRAME STRENGTH** for Chassis Cab models measures up: 50,000 psi.
- + **BEST-IN-CLASS^{[8][9]} MAXIMUM ALTERNATOR OUTPUT** from the available dual alternators with the available 6.7-liter Cummins Turbo Diesel on Chassis Cab models: a total of up to 440 amps.
- + **CLASS-EXCLUSIVE^{[8][9]} AVAILABLE MAXIMUM DUAL ALTERNATOR OUTPUT** of 380 amps on Chassis Cab models with the 6.4L HEMI V8.
- + **UNSURPASSED MAX GVWR^[6]** for Ram 3500 Chassis Cabs with the 6.4L HEMI V8 or available 6.7L Cummins Turbo Diesel: up to 14,000 lb.

- + **UNSURPASSED MAX GVWR^{[6][7]}** for Ram 4500 Chassis Cabs: up to 16,500 lb, and Ram 5500 Chassis Cabs: up to 19,500 lb.
- + **BEST-IN-CLASS^[9] GAS HORSEPOWER AND TORQUE** for Ram Heavy Duty pickups with the available 6.4L HEMI V8.
- + **BEST-IN-CLASS^[9] PAYLOAD[†]** for Ram 3500 pickups with the available 6.4L HEMI V8: up to 7,390 lb.
- + **BEST FUEL ECONOMY OF ANY FULL-SIZE PICKUP^[2]** 2015 Ram 1500 delivers with the available 3.0L EcoDiesel V6 and the innovative TorqueFlite® 8-speed automatic.
- + **OUTSTANDING CONFIGURABILITY FROM RAM PROMASTER®:** Look to the ProMaster Cargo Van, Windowed Van, Chassis Cabs and Cutaway models for multiple choices in wheelbases, lengths and roof heights. In total, ProMaster gives you 14 possible configurations.
- + **ALL-NEW RAM PROMASTER CITY™:** Right-sized for the urban environment, in Tradesman Cargo Van and Passenger Wagon models, and with an impressive list of best-in-class assets.
- + **THE BOTTOM LINE: DESIGNED FOR LOW COST OF OWNERSHIP.** The 2015 Ram Commercial portfolio comprises affordable and efficient solutions for your business—and every one of them is backed by one of the best warranties in the commercial marketplace.

*A note about this brochure: all disclaimers and disclosures can be found on page 33. †When properly equipped.

5YR/100,000 MI
POWERTRAIN LIMITED WARRANTY^[4]



RAM TRUCKS WORK OVERTIME.
ALL THE TIME.

A POWERHOUSE FOR EVERY JOB.

VANS AND LIGHT-DUTY PICKUPS

THE 2.4L TIGERSHARK® I4

EFFICIENT POWER, IMPRESSIVE TECHNOLOGY.



THE 2.4L TIGERSHARK MULTIAIR®2 I4. Meet the singular and powerful four-cylinder gas powerplant in our arsenal of engines—and the ideal powerhouse for the all-new 2015 Ram ProMaster City™ Tradesman Cargo Van and Passenger Wagon. MultiAir2 technology—long proven in the field—features multiple engineering enhancements for combustion control, improved fuel efficiency and reduced exhaust emissions, all culminating in best-in-class^[10] horsepower and standard torque on ProMaster City.

- » **MULTIAIR2—WITH A FOCUS ON OIL.** *A two-stage oil pressure relief system reduces engine oil pumping load at low engine speeds to help improve fuel efficiency; a refined oil life system calculates oil change needs and provides recommended change intervals.*
- » **PRECIOUS METALS AT WORK.** *Precious-metal spark plugs with a rating up to 100,000 miles streamline operation and help reduce regular maintenance downtimes.*

Standard on

RAM PROMASTER CITY

178 HORSEPOWER

174 LB-FT OF TORQUE

THE 3.6L PENTASTAR® V6

INDUSTRIAL-GRADE POWER ACROSS THE BOARD.



EXCEPTIONAL CREDENTIALS MAKE THIS V6 A MODEL FOR INDUSTRY. Little wonder why this efficient and powerful V6 powerplant has been honored with universal acclaim and multiple awards. Count on commercial-grade reliability, top-tier performance advantages and welcome six-cylinder efficiency.

Powering three of our flagship commercial vehicles, the 3.6L Pentastar V6 is mated with the ideal transmission for each, and with specific calibrations exclusive to each vehicle for the best in performance and fuel efficiency.

- » **RAM 1500.** *With Variable Valve Timing (VVT) and the revolutionary TorqueFlite® 8-speed automatic, it's Flex Fuel capable and delivers an impressive 25 mpg highway.**
- » **RAM PROMASTER®.** *Only the 6-speed automatic enables the Ram ProMaster models to deliver the best-in-class^[12] standard V6 horsepower in this segment.*
- » **RAM C/V TRADESMAN®.** *Paired with the 6-speed automatic, here the Pentastar V6 also features Flex Fuel capability, with a bottom-line friendly Fuel Economizer Mode. The technology delivers a best-in-class^[13] highway driving range of 520 miles!*

Standard on

RAM 1500

305 HORSEPOWER

269 LB-FT OF TORQUE

Standard on

RAM PROMASTER

280 HORSEPOWER

260 LB-FT OF TORQUE

Standard on

RAM C/V TRADESMAN

283 HORSEPOWER

260 LB-FT OF TORQUE

*EPA estimated 17 mpg city/25 mpg hwy on Ram 1500 3.6L V6 4x2. Actual mileage may vary. †EPA estimated 18 mpg city/26 mpg hwy and 20-gallon fuel tank. Actual mileage may vary.

THE 3.0L ECODIESEL V6

GROUNDBREAKING DESIGN AND PERFORMANCE.

THE 3.0L ECODIESEL V6 GIVES RAM 1500 exceptional advantages in the light-duty pickup market, delivering a solid 420 lb-ft of torque backed with an impressive driving range, which culminates in the best-in-class^[11] combination of V6 fuel economy and torque.



This small-displacement high-performing turbo diesel is mated to the cutting-edge TorqueFlite 8-speed automatic. Together, they offer fuel-efficient performance, B20 (biodiesel) capability, 10K oil change intervals and a top-notch Diesel Exhaust Fluid (DEF) System—the ideal credentials for the tough commercial market.

- » **INVALUABLE DUAL FILTRATION SYSTEM.** *The EcoDiesel V6 employs dual-filtration technology for greater protection against contamination, while reducing injector corrosion and enhancing durability.*
- » **OUTSTANDING DRIVING RANGE.** *The combination of EcoDiesel V6 power and TorqueFlite 8-speed sophistication gives you the most miles for every tank of fuel.*

Available on

RAM 1500

240 HORSEPOWER

420 LB-FT OF TORQUE



THE 3.0L ECODIESEL I4

THE IDEAL DIESEL FOR RAM PROMASTER.



REDUCE THE CYLINDERS, EMPLOY THE DIESEL TECHNOLOGY OF THE FUTURE, and you've got an engine designed to transform your business. The EcoDiesel I4 engine is an in-line fuel-sipping four-cylinder with a powerful heritage: the engine family is typically seen in Class 2–4 commercial vehicles. The ProMaster EcoDiesel I4 uses an electronically controlled high-pressure common-rail

Fuel Injection System with variable geometry turbocharging. It's mated to our class-exclusive^[12] 6-speed Dual Active Drive transmission and delivers exceptional fuel efficiency.

- » **LONG-TERM OIL LIFE CYCLES.** *The technology cuts downtimes to bare minimums, with oil change intervals integral to the low-cost-of-ownership factor. Software-recommended oil change intervals can reach a best-in-class^[12] 18,500 miles.*
- » **THINK GREEN: B5-COMPATIBLE, SMART DEF.** *Biodiesel calibration joins a brilliant DEF System. Unlike other diesels where low DEF could leave you stranded, these new turbocharged EcoDiesel I4 engines can consistently maintain full power—even if the DEF runs low.*

Available on

PROMASTER VANS/CHASSIS CABS/CUTAWAYS

174 HORSEPOWER

295 LB-FT OF TORQUE

A POWERHOUSE FOR EVERY JOB.

PICKUPS AND CHASSIS CABS

THE HEMI® V8 ENGINES

COMMERCIAL MUSCLE FOR THE JOB SITE.



THE LEGENDARY 5.7L HEMI V8 WITH VARIABLE VALVE TIMING (VVT). The hemispherical head is one of the major steps in transportation, with applications

ranging from prototype aircraft to the very soul of the Muscle Car Era that defined the American '60s. Today, the available 5.7-liter HEMI V8 with MDS in Ram 1500 utilizes some of the most advanced engineering protocols ever developed, for ultra-capable and fuel-efficient performance with very real advantages contributing to low cost of ownership.

The transmissions add further clout to towing, hauling and fuel efficiency. Standard powertrain partners to the 5.7L HEMI V8 are the proven 65RFE 6-speed automatic for Ram 1500 and 66RFE 6-speed automatic for Ram 2500/3500 HD SRW and 3500 CC SRW. The available TorqueFlite® 8-speed automatic for Ram 1500 stands alone for performance and fuel efficiency.

- » **MDS/FUEL SAVER TECHNOLOGY** seamlessly deactivates half of the cylinders, transforming the mighty V8 into a fuel-sipping four cylinder on Ram 1500 models.
- » **VVT** opens and closes valve operations with precision tolerances, ensuring peak overall performance while simultaneously increasing torque.

Available on	Standard on	Available on
RAM 1500	RAM 2500/3500 HD SRW	RAM 3500 CC SRW
395 HORSEPOWER	383 HORSEPOWER	383 HORSEPOWER
410 LB-FT MAX TORQUE	400 LB-FT MAX TORQUE	400 LB-FT MAX TORQUE

THE 6.4L V8: FORMIDABLE HP AND TORQUE.



THE 6.4L HEMI V8 WITH VVT gives the Ram Commercial portfolio enormous clout; it's standard on Ram Chassis Cabs, and available for Heavy Duty pickups.

With performance enhanced with the Multi-Displacement System (MDS)/Fuel Saver Technology, you've got best-in-class^[3] figures for gas-powered horsepower and torque on 2015 Ram Heavy Duty pickups: 410 hp and 429 lb-ft of torque.

- » **MDS/FUEL SAVER TECHNOLOGY** transforms the 6.4-liter HEMI V8 with the 66RFE transmission into a fuel-sipping four cylinder when cruising.
- » **iDFSO—INTERACTIVE DECELERATION FUEL SHUT-OFF**—is transparent in operation; it silently ceases fuel flow when decelerating to help improve fuel efficiency.
- » **COOLED EXHAUST GAS RECIRCULATION (EGR) SYSTEM** helps enhance fuel efficiency under heavy payloads and while towing.

Available on	Standard on
RAM 2500/3500 HD	RAM CHASSIS CABS
410 HORSEPOWER	410 HORSEPOWER†
(370 HP, 3500 Mega Cab® only)	(370 HP, STD on 3500 CC)
429 LB-FT OF TORQUE	(366 HP, STD on 4500/5500 CC)
	429 LB-FT OF TORQUE

†Only when available IOK GVWR Package is ordered on 3500 SRW models with the 66RFE automatic transmission.

THE 6.7L CUMMINS® TURBO DIESEL

JAW-DROPPING TORQUE, PROVEN LONGEVITY.



THE 6.7L CUMMINS TURBO DIESEL brings 6.7 liters of proven power to Ram Heavy Duty and Chassis Cab models. Here, five specialized calibrations culminate in the available High Output versions, with the stunning, no-nonsense rating up to 865 lb-ft of torque on Ram 3500 pickups.

It gets better: the 6.7L Cummins High Output Turbo Diesel mated to the formidable AISIN® Heavy-Duty 6-speed automatic transmission in a 2015 Ram 3500 Heavy Duty pickup achieves the highest possible towing rating in the entire class^[3]—30,000 lb.**

These Cummins powered models offer tremendous assets, including available dual alternators comprised of in-tandem 220-amp units; working together, they churn out an impressive 440 amps with an invaluable "auto idle-up" feature which automatically adjusts when greater electrical power is needed. When employed by the Ram Chassis Cab family, you've now added specialized transmissions for benchmark PTO access and capability.

Cummins + Ram Heavy Duty now add up to more than two million trucks—a ringing endorsement of capability, quality and durability.

- » **EXCEPTIONAL TORQUE FOR RAM HEAVY DUTY PICKUPS** comes from the Cummins Turbo rated at 370 hp and 800 lb-ft of torque mated to the 68RFE 6-speed automatic.
- » **CLASS-EXCLUSIVE^[9] RAM ACTIVE AIR® SYSTEM** for Heavy Duty pickups is standard on all Cummins engines. It switches the air intake path to ensure optimal power and torque under all grades, climates and load/towing conditions.
- » **CLASS-EXCLUSIVE^{[9][9][9]} "SMART" DIESEL EXHAUST BRAKE.** Standard on every Cummins Turbo Diesel, it offers outstanding control and braking (especially on downhill grades) and helps extend brake life.

Available on	
RAM 2500/3500 HD	RAM 2500/3500 HD
(w/6-SPEED MANUAL)	(w/68RFE 6-SPEED AUTO)
350 HORSEPOWER	370 HORSEPOWER
660 LB-FT OF TORQUE	800 LB-FT OF TORQUE

RAM CHASSIS CAB
(w/6-SPEED MANUAL)
320 HORSEPOWER
650 LB-FT OF TORQUE

The exceptional 6.7L Cummins High Output Turbo Diesel is paired solely with the AISIN Heavy-Duty 6-speed automatic. It's a powerful combination.

Available on	
RAM 3500 HD (w/AISIN HD)	RAM CHASSIS CABS (w/AISIN HD)
385 HORSEPOWER	325 HORSEPOWER
865 LB-FT OF TORQUE	750 LB-FT OF TORQUE

**When properly equipped.

PARTNERS THAT DON'T BACK DOWN.

HOW TO RUN A BUSINESS IN HIGH GEAR.

THE DIESEL-DRIVEN RAM PROMASTER® INNOVATIVE CLASS-EXCLUSIVE^[12] DUAL ACTIVE DRIVE TRANSMISSION

DUAL ACTIVE DRIVE AT WORK. The 3.0L EcoDiesel I4 is mated to the distinctive Dual Active Drive transmission, a 6-speed automated clutchless manual component which is exclusive in the competitive set. Performance is bottom-line friendly; long-life transmission fluid joins outstanding towing and hauling capability, controlled by the standard driver-selectable Tow/Haul Mode.

- » **NO CLUTCH, NO PARK.** *The engineering here minimizes internal componentry, with purposeful, time-saving technology from the get-go. With no conventional Park mode, simply engage the Parking brake and you're set.*
- » **STANDARD TOW/HAUL MODE** *offers confident hauling control, with long-life transmission fluid enabling up to 60,000 miles between recommended fluid checks.*

THE ALL-NEW RAM PROMASTER CITY™ CLASS-EXCLUSIVE^[10] 9-SPEED AUTOMATIC TRANSMISSION

ADVANCEMENTS IN DRIVETRAIN TECHNOLOGY. Count on technical brilliance: 2.4L Tigershark® engine with MultiAir®2 and a superb, class-exclusive^[10] 9-speed automatic for pure power and unbelievable economies.

- » **MODERN ENGINE DYNAMICS MEET HIGH-TECH TRANSMISSION ENGINEERING.** *The combination has real-world and bottom-line advantages: outstanding acceleration, performance and capability—with stellar fuel efficiency.*

RAM 1500/2500/3500 PICKUPS, 3500 CC (GAS); PROMASTER VAN AND C/V TRADESMAN® THE 6-SPEED AUTOMATICS (65RFE/66RFE/62TE)

BUILT-IN VERSATILITY AND CAPABILITY. Subtle engineering variations allow us to adapt this component to specific applications. The 65RFE is standard on Ram 1500 with the optional 5.7L HEMI® V8. Ideal to the Heavy Duty weight class is the 66RFE, while C/V Tradesman and ProMaster use the 62TE version. All iterations include Electronic Range Select and multiple clutch packs. The 66RFE also features a dual-stage hydraulic pump with electronic control over three planetary gearsets to provide ideal wide ratio spreads for optimum performance.


- » **DRIVER-ADAPTIVE SOFTWARE.** *By reprogramming the software, we improved overall control and efficiency. ERS—Electronic Range Select—allows the driver to manually select the gear best suited for the task at hand. The engineering shows its true mettle when mated to the 5.7L and 6.4L HEMI V8 engines.*
- » **TOW/HAUL MODE, STANDARD.** *It was designed and constructed for tough towing and robust hauling assignments. The standard Tow/Haul Mode on Ram pickups facilitates the work, balancing engine speed and load conditions to improve performance and fuel efficiency.*

RAM 1500 PICKUP THE TORQUEFLITE® 8-SPEED AUTOMATIC TRANSMISSION (8HP45/8HP70)



AVAILABLE WITH ALL RAM 1500 ENGINES. Dual focus, one vision: provide outstanding drivability and impeccable performance from highway cruising to heavy hauling—while making a very real contribution to the impressive Ram 1500 fuel efficiency. The groundbreaking TorqueFlite 8-speed with the Tow/Haul Mode is the answer. It's mated to the available 3.0-liter EcoDiesel V6, the standard 3.6-liter Pentastar® V6, and is optional with the available 5.7-liter HEMI V8 in Ram 1500.

ROTARY PRECISION. *Electronically controlled. Ergonomic design. Dashboard-mounted. The class-exclusive^[1] Rotary Shifter for the TorqueFlite 8-speed automatic offers convenient, responsive shifting for all situations.*



RAM 2500/3500 HD PICKUPS AND 3500/4500/5500 CHASSIS CABS THE 6-SPEED MANUAL TRANSMISSION (G56)

RAM EXCLUSIVE 2015 **MATED ONLY TO THE 6.7L CUMMINS® TURBO DIESEL,** this is the transmission for Ram Heavy Duty pickups and Chassis Cabs equipped with the 660/650 lb-ft versions. On Ram Chassis Cab models, the robust G56 6-speed delivers optional PTO capability unexpected from a manual. This class-exclusive^{[3][8][9]} asset is invaluable when you're looking for the ultimate combination of vehicle control and efficiency.

- » **PTO TOTALLY ON THE SIDE OF BUSINESS.** *The G56 6-speed manual features left-side PTO access, making the available and robust PTO a significant addition to Ram Chassis Cab capability.*
- » **SELF-ADJUSTING AND WEAR-COMPENSATING CLUTCH.** *Count on longer life and "like-new" clutch pedal feel, enhancing drivability and helping reduce the costs and hassles of downtime.*

RAM 2500/3500 HD PICKUPS (DIESEL) DURABILITY DEFINED: THE 6-SPEED AUTOMATIC TRANSMISSION (68RFE)

MATED TO THE AVAILABLE 370/800 6.7L CUMMINS TURBO DIESEL. Heavy Duty 2500/3500 models with the 370 hp/800 lb-ft Cummins Turbo Diesel employ the 68RFE, a long-standing partner built to handle that output. Standard ERS ensures precise, optimal and quiet shifting of gears for ideal load control while towing and hauling; three planetary gearsets provide capability with precise ratio steps for optimum drivability.

- » **FIVE HYDRAULIC ACCUMULATORS** *help smooth the shift points, delivering seamless transitions irrespective of speed or load.*
- » **DRIVER-ADAPTIVE SHIFTING** *is a virtual electronic brain at work, and further customizes the shift points; the software bases the gear transitions on driver input.*
- » **ELECTRONIC RANGE SELECT** *allows manual control for greater confidence.*

PARTNERS THAT DON'T BACK DOWN.

HEAVY-DUTY CAPABILITY. HEAVY-DUTY PERFORMANCE.

DELIVERS TORQUE LEVELS SO IMPRESSIVE, IT SCOFFS AT HARD LABOR.


THE AISIN® HEAVY-DUTY 6-SPEED AUTOMATIC FOR RAM CHASSIS CAB AND RAM 3500 PICKUP



The AISIN Heavy-Duty 6-speed automatic mated to the 6.4L HEMI® V8 is the AS66RC—delivering every ounce of capability you need. The AS66RC is standard on Ram 4500/5500 models and available for Ram 3500 Chassis Cabs.

Firmly established in the commercial world is the heavy-duty AISIN that continues to earn accolades—the AS69RC, calibrated for peak performance with the available Cummins® High Output versions. (Available for 3500 pickup and 3500/4500/5500 Chassis Cabs.)

Look for exceptionally robust inner components and casings—like this high-strength case that improves durability and reduces noise, vibration and harshness (NVH).



Shift strategy is through the Transmission Control Module (TCM), which relies on numerous direct and indirect inputs (via sensors) to determine driver demand and vehicle operating conditions. Performance is remarkably potent and notably quiet.

The compact gear train utilizes three clutches, two brakes and a refined shift control algorithm. AISIN clutches are specifically engineered to meet commercial truck applications.

The Shift Control System is impressively responsive and enables continuous operation in the most fuel-efficient speed range.

A patented and highly specialized heat treatment is used to develop high-strength planetary gear components, ensuring long life and solid reliability.

STRENGTH WITH INTELLIGENT PTO: THE AISIN SURPASSES EXPECTATIONS WITH FLYING COLORS.

THE FORMIDABLE 6.4-LITER HEMI V8 AND CUMMINS TURBO DIESEL engines deserve a partner that can handle the incredible horsepower, torque and vehicle weight ratings. The available AISIN Heavy-Duty 6-speed automatic is calibrated for ideal performance with each of these commercial-grade powerplants.

Notable strengths of all AISIN 6-speed transmissions encompass full electronic control of shifting, including electronic operation of the torque converter clutch; tough clutches, upgraded for commercial truck applications; a highly sophisticated Transmission Control Module (TCM), which even communicates with the engine controller to momentarily turn off the exhaust brake (on Cummins powered models) while shifting to protect the friction material; and a vigorous Tow/Haul Mode that delivers an aggressive downshift schedule to meet industrial-level hauling demands.

With six forward ranges (including two overdrive gears for ultra-efficient performance), wide overall gear ratios, a refined Shift Control System and low 1st-gear ratio of 3.75:1, the AISIN AS66RC and AS69RC deliver superb performance with outstanding vehicle launch ability—imperative for towing.

» **UNIQUE TO THE SEGMENT: A GAS-POWERED V8 WITH AVAILABLE PTO.**

Select 2015 Ram Chassis Cabs equipped with the 6.4-liter HEMI V8 deliver it all. The available PTO capability from this powertrain is enhanced for business, delivering up to 60 horsepower and 250 lb-ft of torque.

» **DUAL-ACCESS PTO DOUBLES YOUR EFFICIENCY.** Choose your side—and your engine—and get the job done with fluent proficiency. AISIN dual-access PTO capability with the 6.4L HEMI V8 and Cummins Turbo Diesel is the solution.

On 4x2 models, left-side access is reserved for hydraulic or higher-output/shaft-driven power take-off. This engineering focuses on cost-effective operations that help reduce costs of ownership, dispensing with the common floor-mounted patch plate; the design eliminates the need for (and expense of) upfitters working around the exhaust system on diesel-powered models.

» **EXCLUSIVE PTO CAPABILITY WITH BUILT-IN FUEL EFFICIENCY.** The AISIN design is intelligent, with technology that adapts to the 6.4-liter HEMI V8 Multi-Displacement System (MDS)/Fuel Saver Technology. While in stationary mode, the PTO with the AISIN AS66RC is modified to operate using only four cylinders rather than all eight; the efficiency is measurable.

» **MASSIVE TORQUE CONVERTER.** The torque converter of the AISIN AS69RC Heavy-Duty 6-speed is sized for the task, measuring over 12 inches in diameter, with a multiple disk friction pack to help improve slip control and shift quality.



UNDISPUTED HEAVYWEIGHT CHAMPION.



BEST-IN-CLASS^[3] TOWING*: 30,000 LB.

More than ever, the 2015 Ram Heavy Duty pickups raise the bar for what counts in a tough truck. Impressive towing and hauling for all Ram pickups is bolstered by ongoing developments that let you handle every aspect of work. State-of-the-art electronics and available full-color rear- and cargo-view displays^[14] are joined by hundreds of custom-crafted Authentic Accessories by Mopar®—all designed for impeccable fit and finish, and serving to boost capability, efficiency, overall convenience and driver and occupant comfort. No matter what you're accomplishing with your Ram truck, this is the versatility and control you need.

DESIGNED TO HELP YOU GET THE JOB DONE EFFICIENTLY AND EFFECTIVELY.



Born and bred to pull and haul: huge 7 x 11-inch trailer-towing mirrors with new power-folding feature make your Ram Heavy Duty a command and control center for towing.



Go—and tow—in the know: select Ram models feature full-color high-resolution screens with dozens of graphics. Count on real-time knowledge about virtually every mechanical function of your Ram truck.



There's no looking back—to the old days, that is. Only Ram Heavy Duty^[9] offers the peace of mind that comes from an in-cabin view of the cargo bed and rear area, thanks to the available Cargo-View Camera.^[14]



Available frame-mounted Gooseneck Hitch Ball from Mopar features easy ball removal when you need a flat bed. Optional Fifth-Wheel/Gooseneck Prep Package also includes in-bed 7-pin connector. (Ball not included in Packages.)



Available Fifth-Wheel Hitch from Mopar enables super-tough trailer-towing, and is designed for time-saving operation with sliding rails and easy-to-remove engineering.

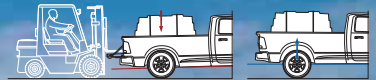


Class-exclusive^[8] Ram Active Air[®] technology switches the air intake path to ensure optimal power and torque under all grades, climates and load/towing conditions.

*Ram 3500 pickup, when properly equipped. Properly secure all cargo.

BEST-IN-CLASS^[3] PAYLOAD[†]: 7,390 LB.

Look at a Ram 3500 pickup and you're looking at capability that seriously defines the workplace. Not that we expect you to take advantage of payload capacity in excess of three tons—but it's mighty nice to know it's at your disposal. Factor in the available Auto-Level Rear Air Suspension System and you've got loads of control and peace of mind.



[†]When properly equipped. Properly secure all cargo.



RAM. OUR PTO CAN POWER IMPRESSIVE RETURNS.



COMMERCIAL FAMILY PATRIARCH: RAM 4500/5500 CHASSIS CABS.

- * **BEST-IN-CLASS^[7] MAX GCWR*: RAM 5500.** This top-tier performer naturally brings top numbers to the work site and road: up to 37,500 lb of pure GCWR capability.
- * **BEST-IN-CLASS^[6] MAX GCWR*: RAM 4500.** No other truck in the class can match the Ram 4500, with a Gross Combined Weight Rating that gives you up to 32,500 lb of capacity.
- * **BEST-IN-CLASS^[6] MAX TRAILER WEIGHTS*: RAM 4500/5500.** Towing strength from these workers is at the apex: up to 24,650 lb for Ram 4500 and up to 29,600 lb for the 2015 Ram 5500 Chassis Cab.
- * **BEST-IN-CLASS^[9] MAXIMUM FRONT GAWR: GAS-POWERED RAM 4500/5500.** With the standard 6.4L HEMI® V8, these heavyweights are rated up to 7,000 lb.*
- * **BEST-IN-CLASS^[9] MAXIMUM FRONT GAWR: DIESEL-POWERED RAM 4500/5500.** With the optional Cummins® Turbo, front support rises to a comfortable 7,250 lb.
- * **BEST-IN-CLASS^[9] REAR FRAME STEEL STRENGTH.** Both models rule when it comes to supporting your upfit. The rear frame utilizes C-channel advanced high-strength steel rated at 50,000 psi—ample if not excessive strength for the upfit you want.
- * **LARGEST FRONT AND REAR BRAKE ROTORS IN THE CLASS^[9]** You need stopping power that's on par with the incredible work capability. These huge, 15-inch rotors offer unquestioned braking performance.

*When properly equipped. Properly secure all cargo.



PTO HORSEPOWER: BEST-IN-CLASS.^[8]

THIS IS PTO AT THE TOP OF ITS FORM. Working with a 2015 Ram Chassis Cab gives you outstanding capability with available Power Take-Off, top-tier efficiency in PTO prep technology and a best-in-class^[8] horsepower ranking for PTO on 4500/5500 Chassis Cabs: 60 horsepower, backed with 250 lb-ft of torque.

Choices for PTO are greater than ever. With a Cummins® Turbo Diesel powering your Ram Chassis Cab, choose either the standard G56 six-speed manual transmission or AISIN® Heavy-Duty six-speed automatic, also available with the 6.4L HEMI® V8; the AISIN transmissions can be prepped for right-side or left-side PTO accessibility.

The higher horsepower output from split-shaft PTO capability (with the Cummins only) is ideal for large generators, pumps, compressors and oil field applications. Left-side PTO (AISIN, 4x2 models only) is easier to install, with clearance for hydraulic or shaft-driven PTO units. Right side offers some 20% larger packaging space for substantial transmission-mounted PTO units, with convenient in-cab floor access. Technical questions? Answers are a click away, at RAMBODYBUILDER.COM

PTO sending units, shown mounted on the AISIN Heavy-Duty six-speed automatic. At right, Top: Ram 4500 4x2 with left-side-mounted PTO and mechanical componentry. Below: Ram 4500 Chassis Cab 4x4 with right-side-mounted PTO with hydraulic pump componentry. Each PTO prep option can help meet a wide range of ancillary needs.



RAM 4500/5500 CHASSIS CAB

RAM 5500: GCWR UP TO 37,500 LB*, TOWING UP TO 29,600 LB*. BIG JOBS ARE A NATURAL.

5YR/100,000MI
POWERTRAIN LIMITED WARRANTY^[4]



AT A GLANCE: 2015 RAM CHASSIS CABS LEAD, WITH BEST-IN-CLASS^{[6][7]} MAX GCWRs AND TOWING.

MODEL	MAX GCWR*	MAX TOWING*
4500	32,500 lb	24,650 lb
5500	37,500 lb	29,600 lb

The toughest assignments are best accomplished by best-in-class strengths. The superiority of the big 2015 Ram 4500/5500 Chassis Cabs proves that we are all about the work. Here's what counts:

High-strength steel frames. 6.4-liter HEMI® V8 with available PTO-activated MDS capability. Outstanding, class-exclusive^[9] available V8 gas PTO capability, including available left- or right-side PTO access. Available 6.7-liter Cummins® High Output Turbo Diesel for best-in-class^[9] 750 lb-ft of torque, with best-in-class^[9] available dual alternator max output to power ancillary electronics. Standard ESC^[15] Automatic transmissions with Electronic Range Select and the Tow/Haul Mode. And yes: best-in-class^{[6][7]} available max GCWRs* and towing figures.*

MINIMAL LEVELS OF NVH. It used to be the curse of the work truck—so our engineers took an oath to decimate it. Ram 4500/5500 Chassis Cabs are specifically tuned, reducing the noise, vibration and harshness (NVH) to welcome new lows. These tough workhorses always give you the silent treatment.

COMPREHENSIVE ELECTRONIC STABILITY CONTROL (ESC)^[15] SYSTEM, STANDARD. It's all right here: ABS, Electronic Brake-Force Distribution, All-Speed Traction Control, Ready Alert Braking, Rain Brake Support, Engine Drag Control, Trailer Sway Control^[16]—and much more.

AVAILABLE REAR BACK-UP CAMERA^[14]
It's packaged as a stand-alone unit, so you and your upfitter can determine its optimum placement. The on-screen display lets you pinpoint a loading dock or the trailer hitch.

AVAILABLE DUAL ALTERNATOR ELECTRICAL OUTPUT WITH BOTH ENGINES. With the 6.4L HEMI V8 gas engine, combine 180- and 220-amp units for a total of 380 amps. The 6.7L Cummins Turbo Diesels kick it up to dual 220-amp units, for an available and best-in-class^[9] 440 total amps.



WE LOOKED AT THE DESIGN FROM THE UPFITTER'S POINT OF VIEW, and it's why we put a premium on maintaining rigid standards. This heavy-duty flat frame features 34-inch rails, with all components outside of the main upfit areas. That best-in-class^[9] rear frame strength of 50,000 psi on Ram 4500/5500 clinches the deal.

GAINING CONTROL WITH STOPPING POWER. Brakes on 4500/5500 Chassis Cabs feature largest-in-class^[9] 15-inch rotors and large twin-piston pin slider calipers. Power Assist on Ram 4500/5500 models employs hydro-boost technology.



SOME TRUCKS ARE ENGINEERED TO GET THE JOB DONE. THESE ARE ENGINEERED TO EXCEL.

- + **BEST-IN-CLASS^[7] MAX GCWR*: RAM 5500.** This top-tier performer naturally brings top numbers to work: up to 37,500 lb of pure capability.
- + **BEST-IN-CLASS^[9] MAX GCWR*: RAM 4500.** No other truck in the class can match the Ram 4500: up to a 32,500-lb weight rating.
- + **BEST-IN-CLASS^[9] MAXIMUM FRONT GAWR: DIESEL-POWERED RAM 4500/5500.** With the optional Cummins Turbo Diesel, front support is an astonishing 7,250 lb.
- + **BEST-IN-CLASS^[9] MAXIMUM FRONT GAWR: GAS-POWERED RAM 4500/5500.** Equipped with the standard 6.4L HEMI V8, these heavyweights are rated up to 7,000 lb.*

- + **BEST-IN-CLASS^[9] REAR FRAME STEEL STRENGTH.** Both models rule when it comes to supporting your upfit. The rear frame utilizes C-channel advanced high-strength steel, rated at 50,000 psi.
- + **BEST-IN-CLASS^{[6][7]} MAX TRAILER WEIGHTS*: RAM 4500/5500.** Towing strength from these workers is at the apex: up to 24,650 lb for Ram 4500 and up to 29,600 lb for the 2015 Ram 5500 Chassis Cab.
- + **LARGEST FRONT AND REAR BRAKE ROTORS IN THE CLASS^[9]** These big Ram Chassis Cabs provide secure and confident braking, utilizing huge 15-inch rotors for outstanding stopping capability.
- + **BEST-IN-CLASS^[9] DIESEL OIL CHANGE INTERVALS** with the available Cummins Turbo Diesel—up to 15,000 miles between recommended changes.

*When properly equipped.

RAM 4500 CHASSIS CAB

MAX GVWR: 16,500 LB • MAX GCWR: 32,500 LB[†]

Best-in-class^[6] trailer weight rating — up to 24,650 lb[†]

Best-in-class^[9] available diesel front GAWR — 7,250 lb

Unsurpassed max GVWR^[6] with the 6.4-liter HEMI[®] V8 — up to 16,500 lb

Unsurpassed max GVWR^[6] with the 6.7-liter Cummins[®] Turbo — up to 16,500 lb

Best-in-class^[9] rear frame steel strength of 50,000 psi

Best-in-class^[9] available diesel horsepower and torque — 325 hp/750 lb-ft

RAM 5500 CHASSIS CAB

MAX GVWR: 19,500 LB • MAX GCWR: 37,500 LB[†]

Best-in-class^[7] trailer weight rating — up to 29,600 lb[†]

Largest front and rear brake rotors in the class^[9] — over 15 inches in diameter

Unsurpassed max GVWR^[7] with the 6.7-liter Cummins Turbo — up to 19,500 lb

Best-in-class^[9] rear frame steel strength of 50,000 psi

Best-in-class^[9] available dual fuel tank capacity — 74 gallons

Best-in-class^[6] available PTO hp output — 60 hp, with 250 lb-ft of torque

UNYIELDING CAPABILITY.



[†]When properly equipped. Properly secure all cargo.

RAM 3500 CHASSIS CAB

STANDARD 6.4L HEMI® V8. MASSIVE GCWRs. 2015 RAM 3500 CHASSIS CAB IS READY FOR WORK.



5 YR/100,000 MI
POWERTRAIN LIMITED WARRANTY⁽⁴⁾

JUDGING BY THE NUMBERS, RAM 3500 CHASSIS CAB DELIVERS. This workhorse arrives on the job site with a literal wealth of strengths: standard 6.4-liter HEMI V8, with two available calibrations of the 6.7-liter Cummins® Turbo Diesel standing in the wings with standard “smart” diesel exhaust brake. The 320 hp/650 lb-ft Cummins version is mated to the class-exclusive⁽⁸⁾ 6-speed manual transmission with the capability to allow left-side PTO access. For 3500 Chassis Cab SRW models, add the 5.7L HEMI V8 to the list of available engines.

What makes Ram Chassis Cab stand out are the details. Advantages here encompass the available Cummins High Output Turbo Diesel and its incredible torque of 750 lb-ft. Further Ram 3500 Chassis Cab advantages include the largest-in-class⁽⁸⁾ single rear-mounted fuel tank of 52 gallons, with an available mid-ship-mounted 22-gallon tank when you need that rear area for an upfit;

Ram 3500 Chassis Cab: the ideal truck for those specific weight classes that demand uncompromising capability. This is commercial-grade strength backed with a myriad of best-in-class honors, with super-durable components, precise handling and maneuverability, and levels of technology and interior comfort that rival elegant sedans. Powered by an impressive list of engines that start with the standard 6.4L HEMI V8 and automatic transmissions with standard Tow/Haul Mode, Electronic Range Select and stellar PTO availability, this is the labor leader you can count on.

the configuration is now available with both 6.4L HEMI V8 and 6.7L Cummins engines. To increase driving range (or decrease the fuel stops) combine both for an available dual tank configuration of 74 gallons.

Gross Vehicle Weight Ratings are all about capability. Count on up to 14K GVWR on Ram 3500 Chassis Cab dual-rear-wheel models, a 10.5–12K GVWR with single rear wheels and (also for SRW models) a 10K GVWR option that eliminates D.O.T. requirements (and includes tire pressure monitoring). GCWRs are so impressive, they bring you up to 30,000 lb¹ of ready-to-work capability.

Further attributes of this worker include a front axle disconnect on 4x4 models, a heavy-duty three-link front suspension, huge 14-inch brake rotors and a comprehensive safety system. This is the total package: capability and comfort with a distinctively upfitter-friendly design.

READY TO KNOCK OUT ALL OPPOSITION IN THE WEIGHT CLASS. AND WITH ANY PUNCH LIST YOU CAN IMAGINE.

IT'S THE NATURAL CHOICE FOR THE UPFIT. BY DESIGN. This is the art of the upfit, and the 2015 Ram 3500 Chassis Cab stands as a blank canvas inviting completion. Along with those many best-in-class advantages listed below, Ram 3500 Chassis Cab features abundant standard assets ideal for the upfit: 34-inch rear frame rails,

per the commercial norm. Inside, the PowerNet electrical architecture, plus an upfitter-ready electrical module with 50+ inputs/outputs. Add available dual alternators on the 6.4L HEMI V8 to bring output up to 380 amps (and up to 440 amps with the Cummins), and you've got every resource you need for your upfit.



OUR TAKE: AIM FOR EXCELLENCE. IT'S ACCOMPLISHED BY USING THE BEST.

- + **BEST-IN-CLASS⁽⁸⁾ REAR FRAME STRENGTH:** an awesome 50,000 psi.
- + **BEST-IN-CLASS⁽⁸⁾ DIESEL OIL CHANGE INTERVALS** with the available Cummins Turbo Diesel—up to 15,000 miles between recommended changes.
- + **BEST-IN-CLASS⁽⁸⁾ AVAILABLE DUAL ALTERNATOR MAX OUTPUT** with the available 6.7-liter Cummins Turbo Diesel; you've got a total of 440 amps.
- + **THE 6.4L HEMI V8** mated to the 6-speed 66RFE automatic transmission or available AISIN® Heavy-Duty 6-speed automatic provides outstanding power—370 horsepower/429 lb-ft of torque, and using 87-octane unleaded regular gas. Opt for the 10K GVWR Package on SRW models, and jump up to 410 horsepower.
- + **MAXIMUM TOWING¹:** Ram 3500 Chassis Cab delivers max trailer weights up to 22,770 lb for superior trailering.
- + **TREMENDOUS MAX GCWR¹:** Ram 3500 Chassis Cab delivers a max GCWR up to 30,000 lb for extraordinary all-around capability.

- + **IMPRESSIVE GVWR RANGE** reaches 10,000–14,000-lb GVWR.
- + **AVAILABLE ONLY ON SRW: THE LEGENDARY 5.7L HEMI V8** mated to the 66RFE 6-speed automatic churns out 383 horsepower/400 lb-ft of torque on Ram 3500 Chassis Cab SRW models.
- + **AVAILABLE: 6.7-LITER CUMMINS TURBO DIESEL** mated to the 6-speed manual, standard: 320 horsepower and 650 lb-ft of torque; mate it to the available AISIN Heavy-Duty 6-speed automatic for exceptional diesel-driven output: 325 horsepower and 750 lb-ft of torque.
- + **THE SUPER-TOUGH FRONT SUSPENSION** utilizes ideal engineering for anticipated commercial-grade use: this heavy-duty, three-link/coil spring design features a beam axle with two massive parallel leading radius arms.
- + **STANDARD ON EVERY MODEL:** comprehensive Electronic Stability Control (ESC)⁽¹⁶⁾ System with Trailer Sway Control⁽¹⁶⁾; Electronic Roll Mitigation; Hill Start Assist—and much more.
- + **THE BOTTOM LINE: THIS IS AMERICA'S MOST AFFORDABLE CHASSIS CAB⁽⁹⁾** The 2015 Ram 3500 Chassis Cab is one of the most upfit-friendly Chassis Cab designs on the market.

¹When properly equipped.

RAM 3500 CHASSIS CAB

MAX GVWR: 14,000 LB • MAX GCWR: 30,000 LB*

Best-in-class^[6] diesel oil change intervals — up to 15,000 miles

Class-exclusive^[6] “smart” diesel exhaust brake — included with available 6.7L Cummins[®] Turbo

Best-in-class^[6] available dual fuel tank capacity — 74 gallons

Class-exclusive^[6] available PTO with the 6.4-liter HEMI[®] V8

Ram 3500 is America's most affordable Chassis Cab^[6]

RELENTLESS WORK ETHIC.



*When properly equipped. Properly secure all cargo.

RAM 2500/3500 PICKUP

THE 2015 RAM HEAVY DUTY PICKUPS. SO FAR BEYOND TOUGH, WE LEAVE THE OTHERS FAR BEHIND.

5YR/100,000MI
POWERTRAIN LIMITED WARRANTY⁽⁴⁾




From trailering your boat over a mountain range to the day-in/year-out rigors of hauling boulders for your landscaping service, the 2015 Ram Heavy Duty 2500/3500 pickups have the resilience and toughness to do the job. Count on capability that puts these contenders on the starting line—and anticipate a strong finish that puts your business in the winner's circle.

Here's what works: high-strength steel frames with frame strength coming in at a formidable 50,000 psi rating. Groundbreaking suspensions for superb comfort and impeccable road manners. Standard 5.7-liter HEMI® V8 with Variable Valve Timing (VVT), mated to the proven six-speed automatic transmission. Available 6.4-liter HEMI V8 with fuel-saving Multi-Displacement System. Available 6.7-liter Cummins® Turbo Diesel in three calibrations, maxing out at a best-in-class⁽³⁾ 865 lb-ft of torque in the High Output version on 3500.

But these oxen were born and bred to tow—and Ram 3500 owns it, with its best-in-class⁽³⁾ ranking of up to 30,000-lb towing capability when properly equipped. Our fluency in towing is further bolstered by automatic transmissions with Electronic Range Select, built-in Tow/Haul Mode and the Electronic Stability Control (ESC)⁽¹⁵⁾ System, standard on every model, which includes Trailer Sway Damping⁽¹⁵⁾ All-Speed Traction Control, Hill Start Assist and much more.

RIGID BACKBONE, UNBENDING WILL. THIS IS HOW YOU TOW AND HAUL.



THE STANDARD 3500 DRW HOTCHKISS LEAF SPRING REAR SUSPENSION

The demands put on the 3500 weight class compel unrelenting capability. Shown here is the Ram 3500 Dually model, with its standard Hotchkiss leaf spring rear suspension ably meeting every requirement for payload and occupant comfort.

An expanded and proven ladder frame also features a pumped-up front suspension crossmember, hydroformed front and rear sections and roll-formed center rail sections in an outwardly curved position that helps improve rear spring and shock placement.

The 2015 Ram 2500 frame matches the 3500 frame, with 50,000 psi steel and eight tough crossmembers contributing to robust towing and hauling. Hydroformed front and rear sections supply durable strength and mass efficiencies; rail contours are ideally placed for the suspension components and ancillary mounts.

Sharing technology with Ram 3500, the rear frame structural crossmember on 2015 Ram 2500 models provides instant capability for a fifth-wheel or gooseneck hitch—leaving no doubt how to apply those best-in-class⁽³⁾ towing* numbers. The serious backbone on these pickups gives you the capability to master the toughest towing jobs out there.

In 2015 Ram Heavy Duty 2500/3500 4x4 models, the front axle disconnect technology is all about capability and convenience. The system automatically disengages the front drive axle when reengaging the two-wheel-drive mode—engineering that helps reduce parasitic losses, and which contributes to improved fuel efficiency.

Look for a unique three-link front suspension on all Ram Heavy Duty models. Our three-link front suspension stands out further by employing a large stabilizer bar to ensure the roll stiffness required by these impressive GVW ratings—up to 10,000 lb for Ram 2500 and up to 14,000 lb for Ram 3500.

THREE AVAILABLE CLASS-EXCLUSIVE⁽³⁾ REAR SUSPENSIONS FOR RAM HEAVY DUTY.

2500 THE REAR FIVE-LINK COIL SPRING SUSPENSION. The five-link coil spring rear suspension, standard on Ram 2500, is revolutionary in the heavy-duty pickup segment. It's engineered to spec, providing outstanding ride/handling characteristics and beyond-dependable hauling and payload capability, irrespective of load.

RAM
EXCLUSIVE
2015



2500 THE AVAILABLE AUTO-LEVEL REAR AIR SUSPENSION SYSTEM takes its engineering cues from the available Ram 1500 Active-Level™ Four-Corner Air Suspension System. This Ram Heavy Duty adaptation addresses needs specific to the higher GVWRs and GCWRs of the 2500 class. The two modes: Normal Load-Leveling Mode, which provides a level load profile; and Alternate Ride Height Mode, which keeps an even alignment between the hitch and trailer tongue.

RAM
EXCLUSIVE
2015



3500 THE AVAILABLE AUTO-LEVEL REAR AIR SUSPENSION SYSTEM deploys engineering specific to the weight class and the typically tougher assignments given to these pickups. Here, leaf springs are augmented with air springs mounted on top of the axle, resulting in the air springs and leaf springs working together for load carrying. The technology is utilized in both 2015 Ram 3500 single-rear-wheel and Dually models.

RAM
EXCLUSIVE
2015



*When properly equipped.

RAM 2500 PICKUP

MAX GVWR: 10,000 LB • MAX GCWR: 25,300 LB[†]

Best-in-class^[3] diesel-powered towing — up to 17,970 lb[†]

Best-in-class^[3] gas-powered towing — up to 16,300 lb[†]

Best-in-class^[3] gas horsepower and torque — 410 hp/429 lb-ft

Best-in-class^[3] diesel oil change intervals — up to 15,000 miles

Best-in-class^[3] snow plow rating — 1,220 lb

Best-in-class^[3] GCWR — up to 25,300 lb[†]

Ram is the only full-size pickup to comply with SAE J2807 towing standard^[3]

RAM 3500 PICKUP

MAX GVWR: 14,000 LB • MAX GCWR: 37,900 LB[†]

Best-in-class^[3] diesel-powered towing — up to 30,000 lb[†]

Best-in-class^[3] gas-powered towing — up to 16,520 lb[†]

Best-in-class^[3] payload — up to 7,390 lb[†] • Best-in-class^[3] snow plow rating — 1,265 lb

Best-in-class^[3] gas horsepower and torque — 410 hp/429 lb-ft

Best-in-class^[3] diesel oil change intervals — up to 15,000 miles

Ram is the only full-size pickup to comply with SAE J2807 towing standard^[3]

WORK WITH PURPOSE.



[†]When properly equipped. Properly secure all cargo.

RAM 1500 PICKUP

MAX GVWR: 6,950 LB • MAX GCWR: 15,950 LB*

Capability: up to 9,200-lb towing* (EcoDiesel V6); up to 10,650-lb towing* (HEMI® V8)

Class-exclusive^[1] available Active-Level™ Four-Corner Air Suspension System

Standard Class IV hitch receiver (Tradesman®)

Standard Spray-In Bedliner (Tradesman)

Class-exclusive^[1] available RamBox® Cargo Management System

Unsurpassed 5-Year/100,000-Mile Powertrain Limited Warranty^[4]

Best fuel economy of any full-size pickup^[2] — up to 28 mpg highwayⁱ (EcoDiesel V6)

RAM 1500 PICKUP



*When properly equipped. ¹EPA estimated 20 mpg city/26 mpg hwy on Ram 1500 4x2 with available EcoDiesel V6. Actual mileage may vary.

MORE STRENGTHS THAN EVER.

PIONEERING SUSPENSIONS. INNOVATIVE POWERTRAINS. EXCEPTIONAL FUEL EFFICIENCY. RAM 1500 LEADS.

5 YR/100,000 MI
POWERTRAIN LIMITED WARRANTY⁽⁴⁾



It's a theory put forth over ages and made manifest in the 2015 Ram 1500 models: *have the guts to forge new paths and assume leadership, and the glory is yours.* Follow Ram 1500 over the last few years and you've got authority measured in critical acclaim and major awards, while implementing so many innovations and advantages, it turned the commercial market upside-down. Credit the torque- and mileage-friendly available EcoDiesel V6, class-exclusive⁽¹⁾ suspensions, the ingenious, available RamBox[®] Cargo Management System, flat load floors—and much more. You need a half-ton partner with formidable capability. Ram 1500 is the complete package.

THE BEST FUEL ECONOMY OF ANY FULL-SIZE PICKUP⁽²⁾ 28 MPG HWY[‡]
WITH NO COMPROMISE TO THE CAPABILITY YOU NEED.

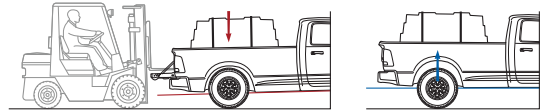


THE 3.0L ECODIESEL V6. THEY NEVER SAW IT COMING.
We didn't merely make waves when introducing the remarkable EcoDiesel engines—we offered a breakthrough for the commercial market in how pickup trucks were defined, engineered and used. With an impressive 420 lb-ft of torque matched with outstanding fuel efficiency and day-long driving ranges that can reach up to 728 miles** on a single tank, this engine has taken the world by storm—a boast measured in compliments and by unprecedented demand.

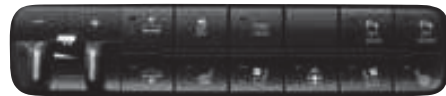


THE TORQUEFLITE[®] 8-SPEED AUTOMATIC. STANDARD ON RAM 1500.
Dual purpose by design: provide outstanding shift qualities and impeccable performance from highway cruising to heavy hauling—while making a very real contribution to the superb Ram 1500 fuel efficiency. The groundbreaking TorqueFlite 8-speed does both.
For more refined operation and driver convenience, Ram 1500 models equipped with the TorqueFlite 8-speed use steering wheel-mounted buttons for manual gear range selection—offering more control when towing and hauling heavy loads.

SMOOTH OUT LIFE'S UPS AND DOWNS.



ACTIVE-LEVEL[™]. IT JUST FLAT-OUT WORKS. Pioneered by Ram 1500, this available and class-exclusive⁽¹⁾ asset offers a level of sophistication that separates Ram 1500 from the rest. Or, better said, multiple levels. Augmenting the available four-corner air suspension system (with five distinct modes of operation), Active-Level engineering automatically equalizes your Ram 1500 while under heavy payloads. You're assured of a correct fore-and-aft vehicle balance, a constantly horizontal load plane and an even and level driving profile. Active-Level also properly maintains headlamp-to-road angle for consistent and vision-friendly forward illumination.



FINGERTIP SUSPENSION CONTROL. This integrated switch bank makes operating the available Active-Level Four-Corner Air Suspension System a snap: go from mode to mode with the push of a button, ensuring the ideal ride height for your terrain and conditions. The switch bank also lets you control a raft of standard and available features, such as the available Stop/Start System (not shown in image), the Electronic Stability Control (ESC)⁽⁶⁾ System, the Tow/Haul Mode, heat and ventilation for seats, the heated steering wheel ... and many more.

RAM. WORKING QUIETLY, WITH REFINEMENT AND UNQUESTIONED STRENGTH.

Standard 4- and 7-pin trailer connectors enable instant trailer hook-ups, and eliminate those tedious junctions and adapters when employing multiple types of trailers.

This half-ton doesn't shirk from towing. Our structural rear bumpers are rated for Class III towing, with Ram 1500 easily handling trailers up to 5,000 lb when properly equipped. For tougher trailer-towing capability, opt for the available factory-installed Class IV hitch receiver, bolted directly to the frame of your Ram 1500.

Reducing weight helps improve fuel efficiency: where heavy steel isn't needed, 2015 Ram

models employ down-gauged but stronger steel. The results give you a full-size tough pickup with weight savings that help contribute to the fuel-sipping performance.

This high-strength steel frame is engineered with low-torsion dynamics and fully boxed side rails, strengthening our reputation for minimal noise, vibration and harshness (NVH).

The innovative, available Active Grille Shutters instantly adapt to speed, load and engine needs to provide ideal engine cooling; the shutters also significantly reduce aerodynamic drag to help improve fuel efficiency.



Properly secure all cargo.

[†]EPA estimated 20 mpg city/28 mpg hwy on Ram 1500 4x2 with available EcoDiesel V6. Actual mileage may vary.

^{**}EPA estimated 20 mpg city/28 mpg hwy on Ram 1500 4x2 with available EcoDiesel V6 and 26-gallon fuel tank. Actual mileage may vary.

HAULING AND STORAGE THAT GOES FAR BEYOND THE ORDINARY.

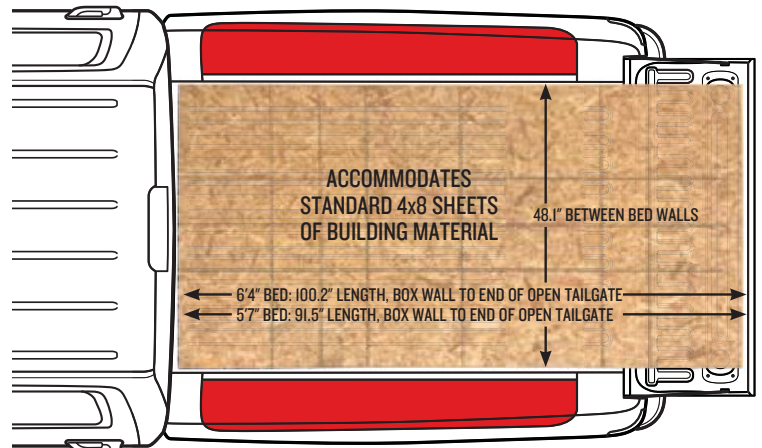
HERE'S AMPLE OPPORTUNITY TO EMPLOY A CREATIVE AND EXPANSIVE PARTNER.

It made news when it first appeared, and it's still a class-exclusive⁽¹⁾⁽³⁾ advantage that makes storing and hauling in your Ram pickup practical and secure.

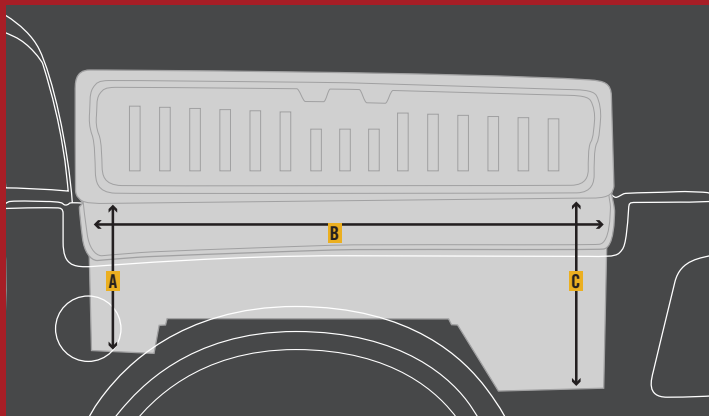
Available for select Ram 1500 and Heavy Duty models with the 5'7" or 6'4" cargo beds is the innovative RamBox[®] Cargo Management System. Practical from the get-go, the system consists of two huge cargo bed-side boxes, each capable of holding multiple power tools or a full set of golf clubs. The boxes are illuminated, drainable (making them perfect for iced beverages at the work site) and lockable, with available remote key fob control. The multi-asset system also includes a folding bed extender/divider

(conveniently stored at the front of the bed when not in use), with cargo rails and four adjustable cleats offering secure tie-down points. Numerous Authentic Accessories from Mopar[®] are custom-designed for capability and convenience on the job, and fit perfectly into each box, with further Mopar Accessories engineered to fit the rails.

Capability for hauling is in no way compromised by your RamBox System. Standard 4x8 sheets of plywood and other building materials easily fit between the wheel wells in the cargo bed. For more, click over to RAMTRUCKS.COM/COMMERCIAL



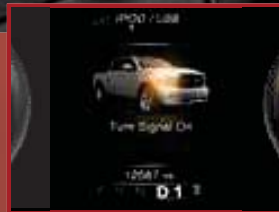

REMOTE KEYLESS ENTRY WITH THE ALLSECURE[®] LOCKING SYSTEM. Versatile key fobs control another invaluable advantage: the available Remote Keyless Entry System with the AllSecure Locking System, which locks/unlocks all doors, the tailgate and (if equipped) both RamBox System bed-side compartments. Available fob functions also include control of the Remote Start, the panic button and even the Entry/Exit Mode of the available Active-Level[™] Four-Corner Air Suspension System for Ram 1500.



Properly secure all cargo.

RAMBOX SYSTEM DIMENSIONS	5'7" CARGO BED RAM 1500	6'4" CARGO BED 1500/2500/3500
A	14.4"	18.6"
B	51.6"	60.2"
C	18.9"	18.9"
TOTAL VOLUME (both sides)	7.3 cu ft	8.6 cu ft





KNOWLEDGE IS POWER.

Step into your Ram pickup or conventional Chassis Cab and you're stepping up to technology unimaginable a decade ago. Each Ram model gives you state-of-the-art instrumentation and in-vehicle communications through the impressive Electronic Vehicle Information Center (EVIC). Select models feature a six-ring cluster with full-color seven-inch Thin Film Transistor

(TFT) display; the customizable multiview screen offers astonishing clarity and tons of real-time mechanical data. Add scroll-type interfaces and intuitive steering wheel-mounted toggle switches for instant vehicle information (there are 34 menu options and graphics) and PowerNet electrical architecture with smart modules and you're in control of all of it.



Connectivity is key. Along with an available full-color 8.4-inch touchscreen system, the brilliant universe of in-cab technology makes available a world of telematics and electronics. Uconnect® can include a WiFi Hotspot^{[16]*} Bluetooth® sync^[17] hands-free Voice Command^[18] and indispensable NAV systems, with an included first year of SiriusXM® Satellite Radio^[19] service.

UCONNECT ACCESS^[20] GIVES YOU EVEN MORE.

2015 Ram trucks are all about keeping in touch. Uconnect is the key. Register for the included trial^{[20]†} of Uconnect Access^[20] services, and you've got an available on-demand WiFi Hotspot^{[16]*} and apps via mobile^[22] convenient Remote Commands^[23] Voice Texting^[24] (not compatible with iPhone®), emergency assistance and more:

Yelp ^[25]	Theft Alarm Notification ^[26]	Aha™ by Harman (via mobile) ^[22]
9-1-1 Call ^[25]	Remote Vehicle Start ^[23]	Slacker Radio (via mobile) ^[22]
Roadside Assistance ^[26]	Remote Horn and Lights ^[23]	Pandora® (via mobile) ^[22]
Stolen Vehicle Assistance ^[27]	Remote Door Lock/Unlock ^[23]	iHeartRadio (via mobile) ^[22]

SIRIUSXM ALL ACCESS PACKAGE. All satellite radio-equipped Ram vehicles come with a one-year trial to the SiriusXM All Access package, providing over 160 channels of the best programming for all the places life takes you.

- In your vehicle—you'll get every channel available on your radio, including all the premium programming like Howard Stern, every NFL® game, every MLB® game, every NASCAR® race and more.
- On the go—with a SiriusXM Internet Radio subscription included with the All Access trial, you'll get SiriusXM on your computer, smartphone or tablet. Go to siriusxm.com/getallaccess for more information.

SiriusXM Travel Link^[29] gives you national and local weather reports, fuel prices, sports scores and more. SiriusXM Traffic^[30] delivers detailed info on traffic speed, accidents, construction, road closures and more. Your first 5 years of both services are included.^{**}



*Additional charges apply. †Uconnect 8.4A: 6-month trial. Uconnect 8.4AN: 12-month trial. **Certain features are not available while vehicle is in motion. **Available on select Uconnect systems. See dealer for details.

RIGHT IN THE SADDLE.

THE INTERNAL PERFORMANCE REVIEW: MAKING THE GRADE IN COMFORT, COMMUNICATIONS AND CONNECTIVITY.

The ideal work environment goes beyond ergonomic design—and frankly, shouldn't feel like work at all. The Ram interiors make extended trailering across the country an exercise in relaxation, not discomfort. Touches to the Ram Commercial vehicles put it all on the line—and this lineup benchmarks exactly what you need: welcome comfort for trips short and long, ample storage, operational ease and in the case of Ram Laramie® and Laramie Longhorn®, the sophistication and aesthetic of leather trim and full-leather interiors with distinctive laser-etched designs.

Convenience abounds. In Ram Mega Cab® models, comfortable rear seats fold flat for cargo best carried inside. Select models offer six-ring instrument clusters with full-color multiview displays. In all models, a variety of standard and available Uconnect® systems deliver everything from FM to sophisticated navigation. Now add huge storage spaces, available heated seats and a heated steering wheel. You name it, we've got it. Find out more at ramtrucks.com/commercial

NEXT PAGE

TOP LEFT: *Dual glove boxes on many Ram pickup models enable instant and cavernous access to documents and other commercial materials.*

TOP RIGHT: *The Ram pickup family is planned from the get-go for all-access convenience and beyond-typical storage. Front door storage is abundant and unconventional, with spaces that accommodate oversize beverage containers.*

MIDDLE LEFT: *Credit Ram Crew Cab pickup models for this very cool advantage: in-floor storage bins designed to keep valuables out of sight. Drainable and removable, they're also perfect for keeping food and beverages chilled.*

MIDDLE RIGHT: *The middle seat in Ram pickup models triples up for comfort, convenience and practicality; use it as a seat, a spacious storage bin large enough for a laptop (with USB connectivity right at hand) or a flat surface for writing.*

LOWER LEFT: *Another great hiding place for materials and valuables best left out of sight: the under-the-seat storage of Ram Quad Cab® and Crew Cab models.*

LOWER RIGHT: *Fold-flat load floor, for Ram Quad Cab and Crew Cab—and when we say **flat**, we mean it: there's no angled break like on many other trucks.*





RAM PROMASTER®

VERSATILE, EFFICIENT, SPACIOUS AND PRACTICAL. THIS IS ONE VERY INTELLIGENT BUSINESS PLAN.



Put genius to work—with a 2015 Ram ProMaster. With four cab/body styles (Cargo and Windowed Vans, Chassis Cabs and Cutaways), qualifications here are extensive: multiple wheelbases with extended floor option. Two roofs with the High Roof option letting 6'3" workers stand inside. Award-winning 3.6L Pentastar® V6 and innovative, available 3.0L EcoDiesel I4 powerplants. Front-wheel drive. Class-exclusive^[12] available Dual Active Drive transmission. Superiority? Cargo Van payload, load floor height, width between rear wheel wells, standard interior ceiling height and top-tier standard V6 horsepower (Pentastar V6) are all best-in-class.^[12]

LOOKS LIKE A WORKER. ACTS LIKE A LEADER. GO CONFIGURE THAT ONE OUT.

Outfit your Ram ProMaster with two available assets that can be indispensable when parking and maneuvering: ParkView® Rear Back-Up Camera^[4] (with grid lines displayed on the screen; its high-mounted location enables the convenience of backing up to loading docks with the rear doors open) and ParkSense® Rear Park Assist^[4] with ultrasonic sensors discreetly integrated into the rear bumper.

Critical to road manners, handling and performance is the comprehensive Electronic Stability Control (ESC)^[6] System, which includes ABS, a Brake/Lock Differential, All-Speed Traction Control, Brake Assist, Engine Drag Control, Trailer Sway Control,^[15] Hill Start Assist, Drift Compensation, Rollover Mitigation and Automatic Brake Lamp Actuation.

Thanks to the class-exclusive^[12] front-wheel-drive engineering, the rear suspension is a category-inspiring beam axle/leaf spring configuration that's lighter, simpler and just as robust as that of rear-wheel-drive vehicles. Eliminating the need to design around the typical "hump" of rear-wheel-drive vehicles gives you a super-low load floor, resulting in that best-in-class^[12] load floor height of only 21 inches.



Its dual design addresses convenience and cargo protection. The standard load floor offers up to ten steel tie-down rings, each rated at 1,000 lb; cargo remains secure. Additional rings in the walls and partitions can bring the total up to 17 rings in all. Pre-cut holes in the available resin-finished wood load floor guarantee easy access to every floor ring.

The body-frame integral design meets the need for uncompromising strength for the job: this is a high-strength steel framework with all crossmembers, floor pan, longitudinal rails and side panels (on ProMaster Van models) integrally welded together.

The proven MacPherson strut front suspension features large (62-mm) twin-tube shocks for outstanding support of cargo; GVW-tuned cast-iron control arms offer outstanding durability. Brakes are Brembo® four-wheel disc; front rotors are an impressive 11.8 inches in diameter.

On ProMaster Cargo Van models, roof strength weighs in with a 330-lb rating along with six roof rail mounts, three on each side. All exposed body panels on every model are galvanized for long-term corrosion protection.

The front-wheel-drive configuration utilizes a telescoping steering column that controls crisp rack and pinion hydraulic steering. Steering control is firm, responsive and confident.

A premium steering gear enhances drive quality and reliability, and helps contribute to an incredibly tight turning diameter: a mere 36.3 feet on ProMaster short-wheelbase models makes it best-in-class.^[12]



FLAT FLOOR. AMPLE ROOF. VAST AREA. NO WAY YOUR THINKING IS BOXED IN.



UP FOR EVERY UPFIT. If there's one reason that makes the 2015 Ram ProMaster Cargo Vans, Windowed Van, Chassis Cabs and Cutaways the ideal choices for deliveries, shuttles or upfits, it's the word *everything*.

From the first concept to completion, this interior was designed to be a benchmark for the industry. Ram ProMaster advantages give you and your upfitter enormous latitude.

Here, huge flat load floors support everything from multiple refrigerator- and stove-size boxes to future in-vehicle work benches for a mobile work station. Near-vertical side walls permit extensive shelving—and their presence doesn't impact the standard cubic foot measurements for that vast interior volume. Given three wheelbase measurements (and an extended floor design that adds further capacity to the 159-inch wheelbase), two roof heights and a raft of available partitions, you can transform your Ram ProMaster model into a model of efficiency and capability.



Properly secure all cargo.

RAM PROMASTER® CARGO VAN

MAX GCWR: 11,500 LB* (GAS), 12,500 LB* (DIESEL)

MAX TOWING: 5,100 LB* • MAX PAYLOAD: 4,440 LB*

Best-in-class^[12] for payload, turning diameter and the lowest load floor height

Best-in-class^[12] standard V6 horsepower — 280 hp, with 260 lb-ft of torque

Best-in-class^[12] oil change intervals — 10,000 miles (gas), 18,500 miles (diesel)

Unsurpassed 5-Year/100,000-Mile Powertrain Limited Warranty^[4]

Class-exclusive^[12] front-wheel drive

STANDARD ROOF

303.7

CUBIC FEET*

Meets SAE J1100 requirements.

HIGH ROOF

462.9

CUBIC FEET†

Meets SAE J1100 requirements.

WORK WITH A REAL PRO.

Count on exceptional quality for the commercial market: 2014 Ram ProMaster is a 2014 Edmunds.com Best Retained Value® vehicle. Ram ProMaster also backs you with the strength and support of our unsurpassed 5-Year/100,000-Mile Powertrain Limited Warranty^[4]



*When properly equipped. Up to 353 cu ft of usable storage on 136-inch wheelbase standard roof models. †When properly equipped. Up to 530 cu ft of usable storage on High Roof extended models. Properly secure all cargo.



RAM PROMASTER® CITY
THE ART OF
VERSATILITY.

RAM PROMASTER CITY™

BEST-IN-CLASS^[10] MAX PAYLOAD: 1,883 LB* (Cargo Van models)
MAX TOWING: 2,000 LB*

Best-in-class^[10] horsepower — 178 hp, with 174 lb-ft of torque

Class-exclusive^[10] 9-speed automatic transmission

Best-in-class^[10] GVWR — 5,395 lb • **Best-in-class^[10] cargo capacity** — 131.7 cu ft

Class-exclusive^[10] independent coil spring bi-link rear suspension

Unsurpassed 5-Year/100,000-Mile Powertrain Limited Warranty^[4]

Unsurpassed highway fuel economy with a standard engine^[10]

PROMASTER
CITY

RAM PROMASTER CITY



*When properly equipped. Properly secure all cargo.

TWIN CITY TEAMWORK.

A TALE OF TWO CITIES: RAM PROMASTER CITY™ PASSENGER WAGON AND TRADESMAN CARGO VAN.



It's the right-sized vehicle at the right time and with all the right credentials.

The newest member of the Ram Commercial vehicle portfolio features a decidedly upscale exterior design enclosing a spacious and versatile interior immediately adaptable and ready to work. Manufactured on a practical 122.4-inch (3,109-mm) wheelbase with a total length of 15.6 feet—the length of the typical mid-size sedan—**Ram ProMaster City is all about what its name declares: a perfectly sized commercial vehicle with a vast interior, with the right dimensions for passenger comfort or huge deliveries in an urban setting.**

Each ProMaster City model offers an elegant yet economic solution for the task at hand. ProMaster City Passenger Wagon can be configured for five-occupant seating with 60/40 fold-and-tumble second-row seating, plus additional room in the rear for luggage. In the Tradesman Cargo Van, ProMaster City delivers a maximum of 131.7 cubic feet of practical interior cargo room to accommodate either generous deliveries or a wide variety of upfits. Advantages like nearly vertical side walls, huge doors on the sides and rear and outstanding front and rear seat comfort join a remarkable powertrain, further ramped up by an impressive list of best-in-class features—a clear indication of the exceptional character and practicality of this all-new commercial vehicle.



TAKE A SEAT—AND TAKE NOTICE OF THE LEVELS OF COMFORT. It may well be an all-new component of the Ram Commercial family, but it's no stranger to the world's workforce. Proven over decades of meticulous developments on the root vehicle—the enormously popular FIAT® Doblo—Ram ProMaster City gives you an interior that focuses on occupant comfort and driver-centric technology, with bucket seats engineered for the long haul. Controls are "right-sized" for gloved hands, with the touch, look and feel of premium tactility and appearance. Upholstery is durable, with easy-to-clean cloth fabric that displays stylish embossed inserts. Storage is abundant and discreetly engineered into the cabin. In all, thoughtful execution, quality materials and smart design combine for one of the best interiors in the business.



A CAVERNOUS INTERIOR OFFERS ROOM TO MOVE—AND GROW. Tradesman Cargo Van brings you best-in-class^[0] cargo capacity: 131.7 cubic feet of room for materials or an upfit. Those same numbers translate into ample shoulder and leg room when applied to the Passenger Wagon iteration. Look for a convenient and super-low step-in height of only 21.5 inches, 60/40 split rear cargo doors and super-wide dual sliding side doors for easy access.

COCKPIT AND PASSENGER SEATING CONFIGURABILITY. In Tradesman Cargo Van, cockpit configurability gives you welcome options: cargo partition walls, with or without a window. The Passenger Wagon incorporates a three-passenger split second seat with tumble/fold flexibility enabling nine stowage configurations.



CITY-SIZED, WITH HUGE BEST-IN-CLASS ASSETS: THIS JUST MIGHT BE EMPLOYEE OF THE YEAR.

- + **BEST-IN-CLASS^[0] HORSEPOWER:** credit the efficiency of four-cylinder design with proprietary MultiAir®2 technology working with the sophistication of a nine-speed automatic transmission. Add a brilliant, aerodynamically designed exterior and low weight, and you've got the best: 178 horsepower, ideal for city-oriented performance and acceleration.
- + **BEST-IN-CLASS^[0] DRIVING RANGE WITH STANDARD MOTOR:** with power comes responsibility. Enjoying up to 464 miles* from one full tank of fuel is invaluable. The mileage figures stand out, with 29 mpg highway.¹
- + **BEST-IN-CLASS^[0] STANDARD-EQUIPPED TORQUE:** accompanying that best-in-class^[0] horsepower is torque to match: 174 lb-ft of on-demand power for trailering and take-off, enabling a 0–30 time of 3.7 seconds for proficient acceleration at inner-city stoplights.

- + **BEST-IN-CLASS^[0] PAYLOAD:** load it up: the chassis and suspension systems were so well planned, payload of 1,883 lb (Cargo Van models) is the best in the segment.
- + **BEST-IN-CLASS^[0] CARGO WIDTH BETWEEN THE WHEEL WELLS:** Ram ProMaster City measures up, and expansively: total cargo area width gives you 48.4 inches of practical area.
- + **BEST-IN-CLASS^[0] CARGO CAPACITY:** combine that best-in-class^[0] cargo width at the wheel wells with all the other measurements (cargo area length comes in at an extensive 87.2 inches), and you've got enormous yet manageable room to do the job—131.7 cubic feet in total.
- + **UNSURPASSED TOWING^[0]:** no other van in the class surpasses Ram ProMaster City Cargo Van models for towing capability. When properly equipped, you're looking at pulling trailers that max out at 2,000 lb.

*EPA estimated 21 mpg city/29 mpg hwy and 16-gallon fuel tank. Actual mileage may vary. ¹EPA estimated 21 mpg city/29 mpg hwy. Actual mileage may vary. Properly secure all cargo.



THE 2.4L TIGERSHARK® MULTIAIR® 2 I4: best-in-class^[10] standard torque and horsepower. The 2.4L MultiAir2 gives you a refined oil life system with generous recommended oil change intervals, large 36-mm diameter intake valves (two per cylinder) and precious-metal spark plugs with up to 100,000 miles of life, and churns out 178 hp and 174 lb-ft of torque.



THE CLASS-EXCLUSIVE^[10] 948TE 9-SPEED AUTOMATIC TRANSMISSION: the primary contributor to the outstanding Ram ProMaster City™ fuel efficiency. With a first-gear launch ratio of 4.70:1, you're assured of quick takeoff: 0-30 mph is a mere 3.7 seconds, ideal for city merging. High 7th, 8th and 9th gears along with the built-in Tigershark efficiencies help achieve that unsurpassed highway fuel economy with standard motor.^[10]



YOUR TOUR OF THE CITY.

ALL-NEW RAM PROMASTER CITY

HIGH UPTIME, DESIGNED FOR LOW COSTS OF OWNERSHIP. THIS IS GOING TO WORK OUT JUST FINE.

SUSPENSION. In front, tough, proven and durable MacPherson struts. In the rear, we eliminated the typical leaf springs; this class-exclusive^[10] independent coil spring bi-link suspension increases comfort and stability when compared to conventional suspensions.

DIMENSIONS. The interior is huge, with a maximum width of 60.4 in; width between the wheel wells is a best-in-class^[10] 48.4 in; Cargo Van floor length measures 87.2 in, with six standard equipment D-ring tie-downs.

CAPACITY AND COMFORT. Ideal for upfits: vertical side walls combine with 51.8 inches of interior roof height. Results: best-in-class^[10] cargo capacity of 131.7 cubic feet.

STANDARD ESC^[5] In Ram ProMaster City, the sophisticated Electronic Stability Control (ESC) System is a four-channel active handling system that directs independent control to all four wheels. ESC assists the driver in maintaining control under demanding or adverse conditions such as wet, snow-covered or icy roads, tight turns and evasive maneuvers.

TOUGH TIE-DOWNS. The standard load floor offers six steel tie-down rings. Static load capability comes in at a robust 34 psi, with a combined system rating of 1,000 lb.

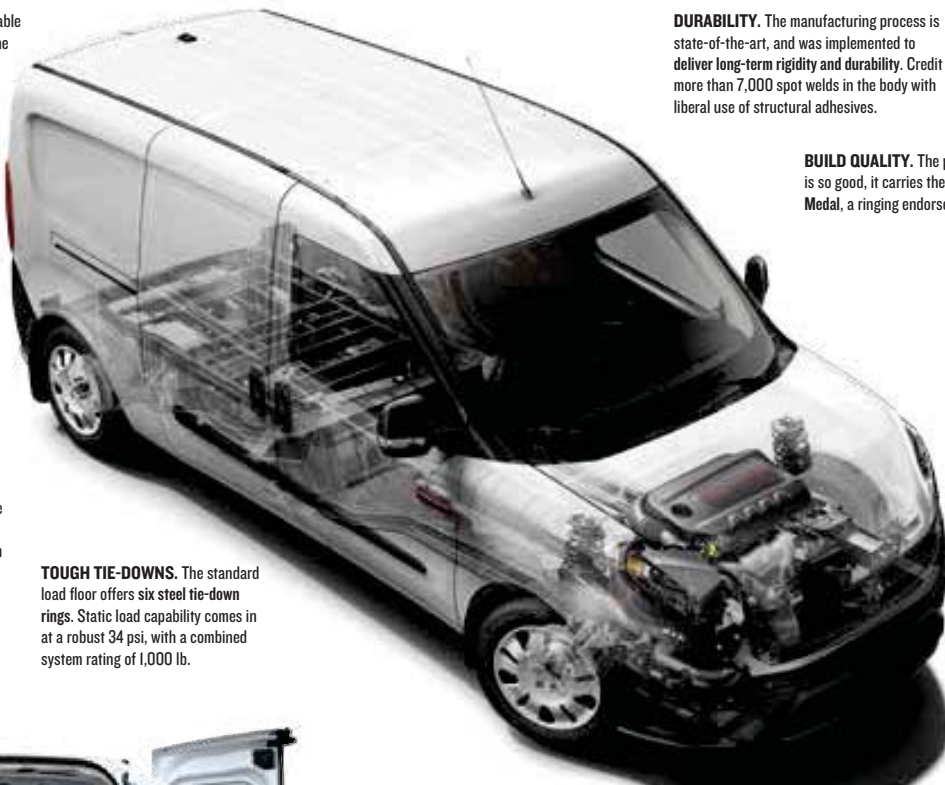
DURABILITY. The manufacturing process is state-of-the-art, and was implemented to deliver long-term rigidity and durability. Credit more than 7,000 spot welds in the body with liberal use of structural adhesives.

EXTERIOR DESIGN. Smooth body lines with aerodynamic sculpting, a short hood that enables wide forward and side views, with three different window options on both Cargo Van models.

BUILD QUALITY. The production plant behind Ram ProMaster City is so good, it carries the honor of a World Class Manufacturing Gold Medal, a ringing endorsement of the highest quality.

AIR INDUCTION. High-mounted air inlet snorkel gives you up to 12-inch water fording capability. The design ensures use of clean, cool air, enabling top engine performance and fuel efficiency.

FRONT-WHEEL DRIVE. The advantages are numerous: less mechanical parts, enhanced mechanical efficiencies and fuel efficiency, optimal cab and cargo compartment space, enhanced traction in mud and snow—and great payload capability from reduced weight.



A. CARGO AREA HEIGHT	51.8 INCHES
B. CARGO AREA WIDTH	60.4 INCHES
C. CARGO AREA LENGTH	87.2 INCHES
BEST-IN-CLASS^[10] CARGO CAPACITY	131.7 CUBIC FT
D. BEST-IN-CLASS^[10] CARGO WIDTH BETWEEN WHEEL WELLS	48.4 INCHES
E. REAR STEP-IN HEIGHT	21.5 INCHES
BEST-IN-CLASS^[10] PAYLOAD (CARGO VAN MODELS)	1,883 POUNDS



NEW RAM PROMASTER CITY TRADESMAN CARGO VAN. Best-in-class^[10] payload is a direct result of planning: the Ram ProMaster City Cargo Van models also give you serious advantages for length and width, with vertically oriented side walls and a completely flat load floor, assets which result in phenomenal interior space and enormous latitude for customization. Rear 60/40 doors open to two positions, 90° and 180°. With a low step-in height of 21.5 inches, generous rear-door opening dimensions and the expansive interior, you've got a multifunction design ready-made for deliveries, upfits and specialization—including Automobility applications.

Properly secure all cargo.

RAM C/V TRADESMAN®

MEET THE COMPACT VAN THAT DELIVERS GIANT ADVANTAGES.



Let's say you're a big business that needs a compact, efficient van to round out your fleet or workforce. Or you're a small company that needs a spacious and tough commercial-grade cargo van. Both propositions are ably and capably solved with Ram C/V Tradesman.

Here, best-in-class honors are all about doing it better. Riding on a suspension tuned for tough commercial assignments, Pentastar® V6 power is joined by Flex Fuel capability and a Fuel Economizer Mode. The powertrain delivers a best-in-class^[31] 283 hp and 260 lb-ft of torque and a best-in-class^[13] driving range of 520 miles.* Standard Electronic Stability Control (ESC)^[15] System and heavy-duty brakes riding on Touring tires round out the value.

PERFECTLY PRACTICAL. WHICH MAKES IT PRACTICALLY PERFECT.



FOR PAYLOADS AND UPFITS, C/V Tradesman is an instant and obvious answer. Payload capacity is also best-in-class^[30] letting you load up to 1,800 pounds of equipment or deliverables. Not shown above: the available deluxe load floor, with three in-floor storage compartments for small tools or valuables; the standard privacy panels are augmented by a selection of available side/rear panel and window treatments. Dual sliding side doors are large, and the rear door can accommodate a pallet.



CARGO CAPACITY IS CRITICAL. RAM C/V TRADESMAN DOESN'T LET YOU DOWN. Far from it: this compact and efficient van is up for it all, bringing you a best-in-class^[30] figure: up to 155.5 cubic feet of on-demand cargo capacity (we did the math: that's the equivalent of four typical refrigerator boxes). This huge, flat aluminum cargo load floor joins nearly vertical side walls, opening up a world of upfit possibility. Shown above with the standard anti-slide strips.



THE 2015 RAM C/V TRADESMAN AND THE 3.6-LITER PENTASTAR V6. COUNT ON BEST-IN-CLASS^[30] TOWING† CAPABILITY. Here, the Pentastar V6 performance is augmented with a Fuel Economizer Mode to help it achieve impressive fuel efficiency as well as best-in-class horsepower^[30] and driving range^[30]—but this Pentastar V6 knows the job requirement is simply sheer capability. Trailering and towing with C/V Tradesman are at the top of the class^[30] enabling trailer weights up to a very impressive 3,600 lb! The six-speed automatic with Electronic Range Select is standard. Numbers here add up to competence: **GVWR coming in at 6,050 lb, and GCWR at 8,750 lb.** Ram C/V Tradesman: practical, pragmatic and perfect for the job.

It's the extras that make 2015 Ram C/V Tradesman the right-sized compact van for business. Standard ESC^[15] is comprehensive and includes four-wheel antilock disc brakes, All-Speed Traction Control and Brake Assist. Available ParkView® Rear Back-Up Camera^[14] and hands-free phone^[16] through Uconnect® systems make work a breeze. Photo above illustrates Ram C/V Tradesman capability and versatility at once. Towing an industrial-grade trencher is effortless, and this cargo area shows the C/V Tradesman penchant for flexible upfitting. With a GCWR of 8,750 lb, this is one partner ready and willing to work.

HIGHWAY DRIVING RANGE^[13]
520 MILES*

PAYLOAD^[30]
1,800 LB









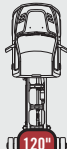

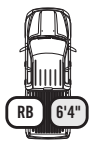











CARGO CAPACITY^[30]
UP TO 155.5 CU FT




TOWING^[30]
3,600 LB†



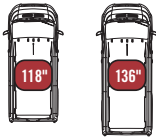





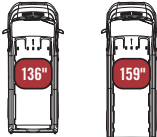








*EPA estimated 18 mpg city/26 mpg hwy and 20-gallon fuel tank. Actual mileage may vary. †When properly equipped. Properly secure all cargo.

CONFIGURATIONS

	1500 PICKUPS		2500 AND 3500 PICKUPS		3500, 4500 AND 5500 CHASSIS CABS				
	SRW		SRW	DRW	SRW	DRW			
 REGULAR CAB			 2500, 3500	 3500	 3500	 3500, 4500, 5500	 3500, 4500, 5500	 4500, 5500	 4500, 5500
 QUAD CAB									
 CREW CAB		 2500, 3500	 2500, 3500	 3500	 3500	 3500, 4500, 5500	 4500, 5500		
 MEGA CAB		 2500, 3500	 3500						

 CARGO BED LENGTH
 CAB-TO-AXLE LENGTH (CA)
 RAMBOX® SYSTEM AVAILABLE
 SRW = SINGLE REAR WHEEL
 DRW = DUAL REAR WHEEL

	RAM PROMASTER CITY™	RAM PROMASTER® 1500	RAM PROMASTER 2500	RAM PROMASTER 3500
 TRADESMAN® CARGO VAN	 122.4"	 118" 136"		 WHEELBASE LENGTH  BODY/CHASSIS EXTENDED 14 INCHES
 PASSENGER WAGON	 122.4"	 136"	 136" 159"	 159"
	 WHEELBASE LENGTH	 159"		
 CHASSIS CAB/ CUTAWAY (STANDARD ROOF ONLY)			 136"	 159"

BUSINESS LINK

The fast lane for small business.

THE DEALER NETWORK FOR YOUR BUSINESS.

Your **BusinessLink** dealer is committed to providing you, the small business owner, with the vehicle support you need for your business. From servicing your existing vehicle(s), all makes and models, to selling you that right vehicle needed to perform the work that you do. Your **BusinessLink** dealer provides next-available-bay service because we know

downtime is costing you money. Your **BusinessLink** dealer has sales professionals trained to properly “job-rate” the right vehicle for your work application along with providing commercial finance options. New vehicle sales to qualified small business owners also receive a free alternate transportation contract, in the event your vehicle is in for service.

Membership in the **BusinessLink** program is complimentary. Membership helps us to identify you as a small business owner so we can provide you with both the service you deserve and update you with offers that can help reduce the cost of doing business. For your free registration, see your **BusinessLink** dealer today.

ON THE JOB

INCENTIVES FOR SMALL BUSINESSES.

Running a business presents plenty of challenges. Like cutting costs, not corners. Like saving time and money and eliminating hassles. The **ON THE JOB**^[32] commercial incentive program provides assistance in customizing and servicing your business vehicles.

Our most popular **ON THE JOB**^[32] incentives are:

- **COMMERCIAL EQUIPMENT/UPGRADES.** \$1,000/\$500 Allowances for Uplifts, \$1,000 Box-Off Allowance, \$500 RamBox® Cargo Management System Allowance.
 - **COMMERCIAL GRAPHICS ALLOWANCES.** \$250/\$500/\$1,000 Commercial Graphics Allowances.
 - **BOSCH® TOOL OFFER.** Select 1 of 4 All-New Bosch Power Tool Packages.
 - **2-YEAR LUBE/OIL/FILTER.** For all Chrysler, Dodge, Jeep, and Ram vehicles (includes gas and diesel engines).
- See your dealer for specific program rules and details or call us toll-free at **877-ONTHEJOB (877-668-4356)**.

A commercial line of credit from Chrysler Capital is ideal for qualified business customers looking for a flexible, easy way to manage growing vehicle needs. Chrysler Capital streamlines the process—and with prequalification, you're ready to buy a vehicle when you need it. Ask your **BusinessLink** dealer for details.

CHRYSLER CAPITAL

[1] Based on latest available competitive information. Class based on light-duty pickups. [2] Based on Standard Pickup class. EPA estimated 28 highway mpg based on EcoDiesel V6 4x2. Actual results may vary. [3] Based on latest available competitive information. Class based on 250/2500 and 350/3500 pickups. [4] Transferable. See your dealer for complete details and a copy of the 5-Year/100,000-Mile Powertrain Limited Warranty. [5] Based on Class 3 pickup-based conventional cab chassis. [6] Based on Class 4 pickup-based conventional cab chassis. [7] Based on Class 5 pickup-based conventional cab chassis. [8] Based on Class 3-5 pickup-based conventional cab chassis. [9] Based on Class 4-5 pickup-based conventional cab chassis. [10] Based on latest available competitive information. Class is Small Commercial Van segment. [11] Based on Standard Pickup class. Fuel economy based on EPA estimated 28 highway mpg on EcoDiesel V6 4x2. Actual results may vary. Torque comparison based on latest available competitive information. [12] Based on latest available competitive information. Class is based on Large Commercial Van segment (Class 2). [13] Based on size of fuel tank and multiplied by highway mpg. [14] Always look before proceeding. Electronic drive aid is not a substitute for conscientious driving. Always be aware of your surroundings. [15] No system, no matter how sophisticated, can repeal the laws of physics or overcome careless driving actions. Performance is limited by available traction, which snow, ice and other conditions can affect. When the ESC warning lamp flashes, the driver needs to use less throttle and adapt speed and driving behavior to prevailing road conditions. Always drive carefully, consistent with conditions. Always wear your seat belt. [16] WiFi subscription required. Vehicle must be registered with Uconnect Access and fulfill minimum subscription requirements. Vehicle must be properly equipped and in active and usable cellular range for WiFi usage. WiFi Hotspot does not enable direct communication between multiple in-vehicle devices. Factors affecting the performance of WiFi Hotspot 3G include: 3G cellular network, signal strength and quality, time of day, number of channels used by the service provider, type of connection, number of clients using WiFi Hotspot and client device. This feature is not intended for use by the driver while the vehicle is in motion. Always drive safely. [17] Multiple devices will not work at the same time. [18] Requires a mobile phone equipped with the Bluetooth Hands-Free Profile. Visit UconnectPhone.com for system and device compatibility. [19] SiriusXM services require subscriptions, sold separately after the 12-month trial included with the new vehicle purchase. If you decide to continue your service at the end of your trial subscription, the plan you choose will automatically renew and bill at then-current rates until you call SiriusXM at 1-866-635-2349 to cancel. Trial service is not transferable or refundable. See SiriusXM Customer Agreement for complete terms at siriusxm.com. All fees and programming subject to change. Our satellite service is available only to those at least 18 and older in the 48 contiguous U.S.A. and DC. Our Sirius satellite service is also available in PR (with coverage limitations). Our Internet radio service is available throughout our satellite service area and in AK and HI. [20] Uconnect Access is available only on equipped vehicles purchased within the 50 United States. Services can only be used where cellular coverage is available, see coverage map for details. For a complete list of Uconnect Access services, please visit driveconnect.com/features/uconnect_access/packages. Vehicle must be registered for Uconnect Access and fulfill minimum subscription requirements. [21] Your new vehicle may come with an included trial period for use of the Uconnect Access Services. Your trial begins the day you take delivery of your vehicle, so register as soon as possible. To activate the trial, you must register with Uconnect Access. [22] Uconnect Access Via Mobile uses your smartphone's existing data plan to access information online. To use Via Mobile, you must have a compatible smartphone (with the Uconnect Access app installed and launched, visit UconnectPhone.com for compatibility) and you must fulfill all Uconnect Access registration and subscription requirements. Some applications must be configured on Mopar Owner Connect and may require an account. Via Mobile is included for five years and begins the day you take delivery of your vehicle. Register as soon as possible. Must be within the 48 contiguous United States, plus Alaska, within active and usable cellular range. [23] Vehicle must be within the contiguous United States, have network coverage and must be registered with Uconnect Access with an active subscription that includes the applicable feature. Vehicle must be registered for Uconnect Access and you must fulfill minimum subscription requirements. It must also be equipped with features that enable remote commands, such as keyless entry, and must be in active and usable wireless network range. The Uconnect Access app must be installed and launched on your mobile device to use these remote commands. Remote features are available only on vehicles that are properly equipped. Check state and local laws regarding the use of remote start systems. [24] Voice Text Reply and Voice Texting features require a compatible mobile device enabled with Bluetooth Message Access Profile (MAP), iPhone and some other smartphones do not currently support Bluetooth MAP. Visit UconnectPhone.com for system and device compatibility. Ensure MAP is ON and incoming message notification is enabled. Vehicle must be registered for Uconnect Access and you must fulfill minimum subscription requirements. Also requires the use of a compatible smartphone that supports text messaging and Bluetooth. Check UconnectPhone.com for device compatibility. [25] The 9-1-1 Call button will connect you directly with Emergency Assistance. If you accidentally press the button, you have 10 seconds to cancel the call by either pressing the 9-1-1 button on the rearview mirror or the Cancel button on the Uconnect touchscreen. [26] Provides direct-dial access to Roadside Assistance Service. Vehicle must be within the United States, have network coverage and must be registered with Uconnect Access with an active subscription that includes the applicable feature. Additional roadside assistance charges may apply. Check warranty for details. [27] If you have this feature and have reported your vehicle as stolen to an appropriate law enforcement agency, Uconnect will try to locate your vehicle after receiving proper documents and once law enforcement contacts Uconnect Customer Care. Uconnect may refuse to locate your vehicle if you do not provide the requested information or documents. Always notify law enforcement if your vehicle is stolen and do not attempt to recover it on your own. [28] Vehicle must be registered with Uconnect Access and fulfill minimum subscription requirements. Vehicle must also be properly equipped and in an active and usable cellular range. Theft Alarm Notification is only available on factory-installed alarms. [29] SiriusXM services require subscriptions, sold separately after the 5-year trial included with the new vehicle purchase. Trial service is not transferable or refundable. The SiriusXM Travel Link data displays and individual product availability vary by vehicle hardware. Not all vehicles or devices are capable of receiving all Travel Link services offered by SiriusXM. Weather Forecast, Current Conditions may not be available in all locations. Features of individual systems will vary. Images within are for representative purposes only and are not real products. For actual features and images of real products, consult the vehicle manufacturer. SiriusXM is not responsible for any errors or inaccuracies in the SiriusXM Travel Link services or their use. Our satellite service is available only to those at least 18 and older in the 48 contiguous U.S.A. and DC. Our Sirius satellite service is also available in PR (with coverage limitations). Our Internet radio service is available throughout our satellite service area and in AK and HI. [30] SiriusXM services require subscriptions, sold separately after the 5-year trial included with the new vehicle purchase. If you decide to continue your service at the end of your trial subscription, the plan you choose will automatically renew and bill at then-current rates until you call SiriusXM at 1-866-635-2349 to cancel. Trial service is not transferable or refundable. See SiriusXM Customer Agreement for complete terms at siriusxm.com. All fees and programming subject to change. Our satellite service is available only to those at least 18 and older in the 48 contiguous U.S.A. and DC. Our Sirius satellite service is also available in PR (with coverage limitations). Our Internet radio service is available throughout our satellite service area and in AK and HI. [31] Based on latest available competitive information. Class is based on Small Commercial Van segment (Class 1). [32] **ON THE JOB** is a retail incentive program; see your dealer for official rules. Inquire about eligibility by calling 877-ONTHEJOB or by logging on to chryslercommercialvehicles.com. The purchaser or lessee must be a qualified commercial customer for more than 30 days prior to the date of the vehicle purchase. An official **ON THE JOB** Customer Acknowledgment Form must be signed by the customer (provided by the dealer).

About this catalog: Since the time of printing, some of the information you'll find in this catalog may have been updated. Ask your dealer for details. Some of the equipment shown or described throughout this catalog may be available at extra cost. Specifications, descriptions, illustrative materials and all competitive comparisons contained herein are as accurate as known at the time this publication was printed. FCA US LLC reserves the right to discontinue models at any time or change specifications without notice or without incurring obligation. Options may be required in combination with other options. For the price of the model with the equipment you desire, or verification of specifications contained here, see your Ram dealer.


©2015 FCA US LLC. All Rights Reserved. Chrysler, Dodge, Jeep, Ram, Monar, Active Air, AllSecure, the BusinessLink design, C/V, HEMI, Laramie, Laramie Longhorn, Mega Cab, the On the Job design, ParkSense, ParkView, Pentastar, Quad Cab, RamBox, the Ram's Head logo, Ram ProMaster, Tigershark, TorqueFlite, Tradesman and Uconnect are registered trademarks and Active-Level and Ram ProMaster City are trademarks of FCA US LLC. Chrysler Capital is a registered trademark of FCA US LLC and licensed to Santander Consumer USA Inc. FIAT is a registered trademark of Fiat Group Marketing & Corporate Communication S.p.A., used under license by FCA US LLC. MultiAir is a registered trademark of C.R.F. Società Consortile per Azioni, used under license by FCA US LLC. Bluetooth is a registered trademark of Bluetooth SIG, Inc. Facebook and logo are registered trademarks of Facebook, Inc. The Twitter logo is a service mark of Twitter, Inc. YouTube and logo are registered trademarks of Google Inc. Instagram and logo are registered trademarks of Instagram, Inc. Yelp is a registered trademark of Yelp. NFL is a registered trademark of the National Football League. MLB is a registered trademark of Major League Baseball. NASCAR is a registered trademark of the National Association for Stock Car Auto Racing, Inc. Bosch is a registered trademark of Robert Bosch GmbH. Sortimo is a registered trademark of Sortimo International GmbH. Cummins is a registered trademark of Cummins, Inc. AISIN is a registered trademark of Aisin Seiki Co., Ltd. Sirius, XM and all related marks and logos are trademarks of Sirius XM Radio Inc. Pandora is a registered trademark of Pandora Media, Inc. All rights reserved. iHeartRadio is a registered trademark of Clear Channel Broadcasting, Inc. Slacker Radio is a registered trademark of Slacker, Inc. Aha is a trademark of Harman International. Brembo is a registered trademark of Brembo S.p.A. iPhone, iPad and iTunes are registered trademarks of Apple Inc. CNH, Case IH and New Holland are registered trademarks of CNH America LLC. Best Retained Value, Edmunds and the Edmunds.com logo are registered trademarks of Edmunds.com, Inc.

YOUR GO-TO ONLINE SOURCE FOR RAM GEAR: RAMTRUCKS.COM/OUTFITTER

THE RAM OUTFITTER

Cool signage. Apparel. Electronics. Tools. Sports gear and business items. With your 2015 Ram Truck, you've got a world of Ram merchandise that's just a click away. It's all at **Ram Outfitter**.

Treat yourself. Find the perfect gifts for the Ram enthusiast in your life. The Ram's Head identity leaves no doubt about the truck that rules.



Join fellow Ram enthusiasts and tell your story by posting comments, participating in discussions, and sharing your photos and videos. Join our community on Facebook, submit your photos on Instagram, follow us on Twitter and check us out on YouTube.



GO MOBILE. Take a multimedia tour of your vehicle on your mobile device. Visit the FCA US LLC page in iTunes® from your smartphone or iPad®. Log on to the ramtrucks.com mobile site for an at-a-glance review of what you need to know about your Ram truck. Experience visual and interactive demonstrations while gaining access to product information at your fingertips, wherever you go.



CASE



RAMTRUCKS.COM/COMMERCIAL