



TACOMA

2012



DON'T GET UP IN ITS GRILLE.



4x4 Access Cab V6 shown in Silver Streak Mica with available TRD Off-Road Package, accessory front skid plate and black tube steps.

Watch out for this one. The 2012 Toyota Tacoma is clearly looking to start something. Like an ATV weekend in the mountains. Or an off-roading trip to the desert. But there's more to this truck than its aggressive new front end. Tacoma is built to finish what it starts. It's forged on massive one-piece frame rails with eight sturdy cross members and a fully boxed front sub-frame. It's got a rugged fiber-reinforced Sheet-Molded Composite (SMC) bed that provides better impact strength than steel. Plus, a leaf spring suspension with staggered outboard-mounted gas shocks. And an available V6 engine with Variable Valve Timing with intelligence (VVT-i) that delivers maximum power on minimum fuel. If you still want to up the ante, it's also got a truckload of extras to choose from: an available TRD Off-Road Package with Bilstein® shocks, 16-in. alloy wheels with P265/70R16 BFGoodrich tires, Hill Start Assist Control (HAC)¹, Downhill Assist Control (DAC)² and an electronically controlled locking rear differential. So, a word to the wise: Try to stay on Tacoma's good side. Get behind the wheel. The 2012 Toyota Tacoma. Moving Forward.

¹See footnote 22 in Disclaimers section. ²See footnote 23 in Disclaimers section.

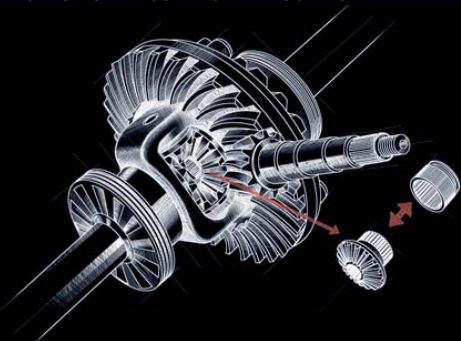
WITHOUT THE RIGHT TRUCK, YOU'RE JUST SPINNING YOUR WHEELS.

You'll know you're getting somewhere in the 2012 Toyota Tacoma with available 4WD. Its two-speed electronically controlled transfer case delivers reliable power transfer to front and rear wheels, while the available P265/70R16 BFGoodrich® tires help ensure tenacious grip. And the available electronically controlled locking rear differential handles the most challenging low-traction conditions with complete confidence. Pulling a trailer? With advanced Trailer-Sway Control (TSC), Tacoma tows with confidence, too. Available TSC enlists the vehicle's stability control sensors to detect side-to-side movement at the rear wheels, then employs the ABS system to help counteract yaw caused by the unwanted trailer motion.



4x4 Access Cab V6 shown in Silver Streak Mica with available TRD Off-Road Package, V6 Tow Package² and accessory black tube steps.

1 AVAILABLE ELECTRONICALLY CONTROLLED LOCKING REAR DIFFERENTIAL



1 TRACTION MASTER

Don't let a patch of knee-deep sand give you the slip. Tacoma's available electronically controlled locking rear differential distributes power evenly to both rear wheels, providing more grip in low-traction conditions.

HOW IT WORKS

A steel sleeve actuator locks the slide gear to the ring gear, locking the rear axles. Once locked, the rear axle can apply all of its traction to help get your truck moving in the right direction.

2 RIGID FRAME CONSTRUCTION



3 AVAILABLE BILSTEIN® SHOCKS AND VENTILATED DISCS



2 RIGID WHERE IT COUNTS

A truck's reputation rides on its frame. Tacoma is built on a rugged frame strengthened with 8-in. cross members, stout center side rails and rear inner-channel reinforcements.

3 BUILT TO BEAT THE HEAT

Available Bilstein® shocks know how to keep their cool under pressure, delivering consistent performance when the going gets rough. Not to be outdone, Tacoma's ventilated front disc brakes also offer cool and confident stopping power.

¹See footnote 28 in Disclaimers section. ²See footnote 25 in Disclaimers section.



POWER HUNGRY? DIG IN.

If you've got a hankering for horsepower, order up the 2012 Tacoma. Its available V6 delivers a hearty 236 hp and a full 266 lb.-ft. of torque at 4000 rpm — so you won't bite off more than you can chew when it comes to towing. Even its 2.7-liter DOHC 4-cylinder dishes out 180 lb.-ft. at 3800 rpm. For this bounty, you can thank Toyota's advanced Variable Valve Timing with intelligence (VVT-i), which optimizes both power and efficiency through the engine's full range of operation. So you can indulge your appetite for performance without worrying about gas.

4x4 Double Cab V6 shown in Nautical Blue Metallic with available TRD Sport Upgrade Package, V6 Tow Package¹, accessory front skid plate and chrome tube steps.

¹See footnote 25 in Disclaimers section.

1 BREATHE EASY

Hot air smothers engine power. The available TRD cold air intake accessory feeds cooler, denser air into the engine, increasing both horsepower and torque. It uses a conical air filter that can be cleaned of dust and dirt and reused for the life of the truck.

2 LEAN AND MEAN

The design of Tacoma's available V6 engine puts the spark plugs in the center of the combustion chamber. This pentroof combustion creates a cleaner, more efficient burn and increases both performance and fuel efficiency.



2 AVAILABLE V6 ENGINE WITH PENTROOF COMBUSTION

1 AVAILABLE TRD COLD AIR INTAKE SYSTEM



3 X-RUNNER

3 X-RUNNER

When it comes to cornering, this lowered edition of Tacoma has got street cred. X-Runner rides on an X-brace-tuned suspension and sports 18-in. alloy wheels with Bridgestone Potenza RE050A tires. Complete with a standard subwoofer and a color-keyed exterior with body kit, this sleek Tacoma is built for the boulevard.



X-Runner shown in Barcelona Red Metallic.

TOUGH OUTSIDE. TOUGH TO BEAT INSIDE.

You'd be hard-pressed to find a compact truck that's more dialed-in than the 2012 Tacoma. Its handsome interior has been upgraded with a new center head unit and instrument panel, as well as a higher-end steering wheel. Plus, Tacoma hooks you up with an available USB¹ port, Bluetooth² wireless technology and steering wheel-mounted audio controls, and a standard auxiliary audio jack. Also available is a rearview mirror that features a 3.3-in. backup camera³ display, outside temp gauge, compass and HomeLink⁴ universal transceiver. Select models offer a new available multimedia system with Entune,⁵ seven JBL[®] speakers and touch-screen navigation.⁶ Toyota's Entune™ system gives you access to popular mobile applications and data services.



4x4 Double Cab interior shown in Graphite with available TRD Sport Package and Display Audio with Navigation, Entune™ and JBL.®

1 AVAILABLE ENTUNE™ AND 2 AUXILIARY AUDIO JACK

1 GET CONNECTED WITH ENTUNE™

Entune™ is Toyota's new available feature that connects you to your truck like never before. Entune™ includes Bing™ and Pandora,[®] and real-time info including traffic, weather, fuel prices, sports and stocks. Apps available spring 2012 at no charge include iHeartRadio, MovieTickets.com and OpenTable.[®] Access to Entune™ services is complimentary for three years. See toyota.com/entune for details.

2 CHANGE GEARS OR MUSIC

All Tacoma models equipped with an automatic transmission come standard with this sporty new shift lever, finished with a sharp, brushed-aluminum look. Behind the shift lever you'll find a standard auxiliary audio jack where you can plug in your iPod^{®7} or other compatible digital music player and enjoy MP3/WMA playback capability.

3 WOOF

X-Runner features a subwoofer mounted between the rear seats, boosting the low end of the audio spectrum.

3 X-RUNNER SUBWOOFER



¹See footnote 4 in Disclaimers section. ²See footnote 6 in Disclaimers section. ³See footnote 9 in Disclaimers section. ⁴See footnote 13 in Disclaimers section. ⁵See footnote 8 in Disclaimers section. ⁶See footnote 7 in Disclaimers section. ⁷iPod[®] is a registered trademark of Apple, Inc. All rights reserved.

1 WATER OFF A TRUCK'S BACK

Tacoma's upholstery material available on TRD Off-Road and Sport Packages has been treated with a special water-repelling agent that helps protect the seats from moisture damage and staining.

2 STEALTH STORAGE

Double Cab features rear seats that fold up or fold down to reveal storage compartments perfect for keeping things out of sight, yet quickly and easily accessible.



1 AVAILABLE WATER-REPELLING SEATS

2 DOUBLE CAB FOLD-DOWN REAR SEATBACK



Double Cab interior shown in Graphite with available Display Audio with Navigation,¹ Entune™² and JBL®.

3 AVAILABLE ALL-WEATHER VINYL FLOOR

3 TOUGH UNDERFOOT

Crafted for a custom fit, this available all-weather vinyl floor is durable, waterproof, non-staining and helps make interior cleanup a breeze.



¹See footnote 7 in Disclaimers section. ²See footnote 8 in Disclaimers section.



Photo not intended to replicate actual inflated airbags.

1 COMPREHENSIVE AIRBAG SYSTEM¹

SAFETY GEAR? CHECK.

You wouldn't go climbing without your rope, and you shouldn't go driving without the right equipment either. That's why every 2012 Tacoma comes standard with the Star Safety System,[™] a suite of six advanced safety features designed to help keep drivers out of harm's way. The system includes Vehicle Stability Control (VSC),² Traction Control (TRAC), Anti-lock Brake System (ABS), Electronic Brake-force Distribution (EBD), Brake Assist (BA)³ and Smart Stop Technology (SST).⁴ Termed "active" safety features, these advanced technologies are designed for one purpose: to help keep you in control of the vehicle at all times.



2 ANTI-LOCK BRAKE SYSTEM (ABS) WITH ELECTRONIC BRAKE-FORCE DISTRIBUTION (EBD)



1 COMPREHENSIVE AIRBAG SYSTEM

Should trouble prove unavoidable, Tacoma provides a comprehensive airbag system that includes driver and front passenger airbags with the Advanced Airbag System, driver and front passenger seat-mounted side airbags and front and rear side curtain airbags.

2 ANTI-LOCK BRAKE SYSTEM (ABS)

To help avoid wheel lockup and maintain steering control, Tacoma uses a sophisticated computer-controlled system that pulsates the brakes during hard braking or when braking on a slippery surface. If the wheels begin to lock, the computer directs the brakes to pulse rapidly — far more rapidly than humanly possible — allowing the wheels to continue rotating rather than skid.

¹See footnote 18 in Disclaimers section. ²See footnote 15 in Disclaimers section. ³See footnote 16 in Disclaimers section. ⁴See footnote 17 in Disclaimers section.

4x4 Access Cab V6 shown in Silver Streak Mica with available TRD Off-Road Package and accessory bed extender.



4x4 Double Cab V6 shown in Nautical Blue Metallic with available TRD Sport Package, Display Audio with Navigation,¹ Entune™² and JBL®, and accessory cargo divider.



Cargo and load capacity limited by weight and distribution.
¹See footnote 7 in Disclaimers section. ²See footnote 8 in Disclaimers section.



1 STANDARD DECK RAIL SYSTEM

1 LASH IT DOWN

Tacoma's fiber-reinforced Sheet-Molded Composite (SMC) bed features a standard Deck Rail System with four adjustable tie-down cleats to help ensure your gear stays put.

TAKE THE WORK OUT OF PLAY.

In lesser trucks, getting your many toys to and from the “playground” can make your weekend feel like a workday. Not with Tacoma. Complementing its tough composite bed is a range of innovative features to help you secure your payload — pronto. So don't hesitate grabbing whatever gear your weekend calls for. Tacoma has the equipment available to keep all of your fun intact.

2 FIBER-REINFORCED SHEET-MOLDED COMPOSITE (SMC) BED WITH FOUR D-RINGS



3 AVAILABLE 115V/400W DECK-MOUNTED AC POWER OUTLET



4 IN-BED STORAGE SYSTEM



2 ONE TOUGH COMPOSITE

The fiber-reinforced Sheet-Molded Composite (SMC) material in the bed of the Tacoma isn't just a bedliner, it's the bed itself. And while it may be handsome, it's not there for looks. This rugged material actually provides better impact strength than steel.

3 POWER UP

Mounted in the bed of Tacoma models with the available TRD Off-Road or Sport Packages, this 115V AC outlet enables you to pull power when and where you need it. Even when you're miles from civilization.

4 STOW IT

While there's plenty of storage inside Tacoma, this handy in-bed storage compartment is perfect for stashing dirtier items like rags, spray lube or miscellaneous tools.



1 ACCESSORY FRONT SKID PLATE

YEAH, GUYS ACCESSORIZE TOO.

Genuine Toyota Accessories offer a versatile ensemble of available equipment, all built to the same high standards as the vehicles themselves. So, functionality and durability are a given. And because they're designed specifically for your Tacoma, these parts don't just work hard, they look good. So you won't have to be afraid to ask, "Does this extender make my bed look big?"

1 PROTECT IT

The front underside of your Tacoma is home to some pretty important components. Help to protect them with this available accessory front skid plate.

2 T1X AND T1X PRO

Take your Tacoma V6 Access Cab or Double Cab Short Bed to the extreme with our value-packaged Tacoma T1X and T1X Pro. The T1X setup starts with the rugged TRD Off-Road Package and includes sharp 16-in. TRD beadlock wheels with BFGoodrich® Rugged Trail tires, a stainless steel exhaust tip, black tube steps and unique T1X graphics. The T1X Pro setup offers the same wheels, tires and TRD Off-Road Package as the T1X, except the exhaust tip and tube steps are replaced by the full TRD performance exhaust kit and the body is emblazoned with unique T1X Pro graphics.

¹The Tacoma T1X and T1X Pro are not available in all areas. Check with your local dealer for more information. ²See footnote 25 in Disclaimers section.

2 ACCESSORY T1X PRO PACKAGE¹



4x2 Double Cab V6 shown in Barcelona Red Metallic with available V6 Tow Package,² accessory T1X Pro Package and black tube steps.



1 ACCESSORY BED EXTENDER

1 EXTEND IT

Hard to believe Tacoma could be made to work any harder than it already does. But the available accessory bed extender does just that, letting you use the extra space when the tailgate is lowered.

2 EYES IN THE BACK OF YOUR BED

It's always nice to have an extra set of eyes on things when you're hooking up your trailer. That's why there's an available backup camera. Mounted in the tailgate handle, it uses its rear-facing vantage point to capture an image of what it sees behind the truck, and displays it within a window integrated into the truck's rearview mirror.

2 AVAILABLE IN-MIRROR INTEGRATED BACKUP CAMERA¹



3 ACCESSORY TOW BALL AND RECEIVER HITCH

3 YOU'VE GOT PULL

Tacoma's available accessory tow ball and receiver hitch are built for the long haul. A Class-III hitch, it's more than capable of handling Tacoma's maximum towing capacity and works with a 4-pin wiring harness. The receiver hitch also features dual-layer paint to help protect against the elements, corrosion and UV rays.

¹See footnote 9 in Disclaimers section.

MODELS

REGULAR CAB



4x4

4x2

ACCESS CAB



4x4/PRERUNNER

4x2

X-RUNNER

DOUBLE CAB



4x4/PRERUNNER SHORT BED

4x4/PRERUNNER LONG BED

4x2

WHEELS



15-in. STYLED STEEL WHEEL
with P215/70R15 tires
(Standard on 4x2 Regular Cab, 4x2 Access Cab and 4x2 Double Cab)



16-in. ALLOY WHEEL
with P245/75R16 and P265/70R16 tires
(Available as part of package¹ on Access Cab/Double Cab PreRunner/4x4 models only)



18-in. ALLOY WHEEL
with P255/45R18 Bridgestone Potenza RE050A tires²
(Available on Access Cab X-Runner models only)



16-in. STYLED STEEL WHEEL
with P245/75R16 tires
(Standard on PreRunner/4x4 models only)



17-in. ALLOY WHEEL
with P265/65R17 tires
(Available as part of package³ on Access Cab/Double Cab PreRunner/4x4 models only)



18-in. CHROME-CLAD ALLOY WHEEL
with P265/60R18 Bridgestone Potenza RE050A tires³
(Available as part of package⁴ on V6 automatic transmission Double Cab PreRunner/4x4 models only)

¹Requires TRD Off-Road Package. ²Performance tires are expected to experience greater tire wear than conventional tires. Tire life may be substantially less than 24,000 miles, depending upon driving conditions. ³Requires TRD Sport Package. ⁴Requires TRD Sport Upgrade Package.

PACKAGES

V6 Tow Package:¹ Class-IV towing receiver hitch, transmission and supplemental oil coolers (transmission cooler not available on manual transmission models), 130-amp alternator, heavy-duty battery, 7-pin connector with converter and Trailer-Sway Control (TSC)²

Convenience Package: Sliding rear window with privacy glass, cruise control, steering wheel audio controls and remote keyless entry system

SR5 Package: Fog lamps (V6 models only), chrome grille surround and rear bumper, color-keyed front bumper and overfenders, auto-dimming rearview mirror with integrated backup camera³ display, outside temperature gauge and HomeLink^{®4} universal transceiver; variable intermittent windshield wipers, power outside mirrors (Access Cab models only), sliding rear window with privacy glass, 4-way adjustable driver's seat with power lumbar support, SR5 fabric-trimmed seating surfaces, cruise control, leather-trimmed steering wheel with audio controls, leather-trimmed shift lever (automatic transmission models only), metallic-toned instrument panel trim, dual sun visors with sliding extensions and vanity mirrors, compass and remote keyless entry system

TRD Off-Road Package: Off-road-tuned suspension with Bilstein[®] shocks, electronically controlled locking rear differential, 16-in. alloy wheels with P265/70R16 BFGoodrich[®] tires, Active Traction Control (A-TRAC) (4x4 models only), Hill Start Assist Control (HAC)⁵ and Downhill Assist Control (DAC)⁶ (4x4 automatic transmission models only), fog lamps, chrome grille surround and rear bumper, color-keyed front bumper and overfenders, TRD Off-Road graphics, auto-dimming rearview mirror with integrated backup camera³ display, outside temperature gauge and HomeLink^{®4} universal transceiver; variable intermittent windshield wipers, power outside mirrors (Access Cab models only), sliding rear window with privacy glass, engine skid plate, front tow hook, Sport fabric-trimmed front seats with driver's power lumbar support (passenger-side fold-flat feature delete), cruise control, leather-trimmed steering wheel with audio controls, leather-trimmed shift lever (automatic transmission models only), metallic-toned instrument panel trim, dual sun visors with sliding extensions and vanity mirrors, overhead console with maplamps and sunglasses storage, 115V/400W deck-mounted AC power outlet, compass and remote keyless entry system

TRD Sport Package: Fog lamps, Sport suspension with Bilstein[®] shocks, 17-in. alloy wheels with P265/65R17 tires, hood scoop; color-keyed grille surround, bumpers, power outside mirrors (Access Cab models only), door handles, overfenders; TRD Sport graphics, auto-dimming rearview mirror with integrated backup camera³ display, outside temperature gauge and HomeLink^{®4} universal transceiver; variable intermittent windshield wipers, sliding rear window with privacy glass, Sport fabric-trimmed front seats with driver's power lumbar support (passenger-side fold-flat feature delete), cruise control, leather-trimmed steering wheel with audio controls, leather-trimmed shift lever (automatic transmission models only), metallic-toned instrument panel trim, dual sun visors with sliding extensions and vanity mirrors, overhead console with maplamps and sunglasses storage, 115V/400W deck-mounted AC power outlet, compass and remote keyless entry system

TRD Sport Upgrade Package: Fog lamps, Sport suspension with Bilstein[®] shocks, 18-in. chrome-clad alloy wheels with P265/60R18 tires, hood scoop; color-keyed grille surround, bumpers, door handles, overfenders; TRD Sport graphics, auto-dimming rearview mirror with integrated backup camera³ display, outside temperature gauge and HomeLink^{®4} universal transceiver; variable intermittent windshield wipers, sliding rear window with privacy glass, Sport fabric-trimmed front seats with driver's power lumbar support (passenger-side fold-flat feature delete), cruise control, leather-trimmed steering wheel with audio controls, leather-trimmed shift lever (automatic transmission models only), metallic-toned instrument panel trim, dual sun visors with sliding extensions and vanity mirrors, overhead console with maplamps and sunglasses storage, 115V/400W deck-mounted AC power outlet, compass and remote keyless entry system



Convenience Package



SR5 Package



TRD Off-Road Package



TRD Sport Package



TRD Sport Upgrade Package

¹See footnote 25 in Disclaimers section. ²See footnote 28 in Disclaimers section. ³See footnote 9 in Disclaimers section. ⁴See footnote 13 in Disclaimers section. ⁵See footnote 22 in Disclaimers section. ⁶See footnote 23 in Disclaimers section.

S = Standard O = Optional - = Not available P = Available as part of a package

FEATURES¹

| | REGULAR CAB | | ACCESS CAB | | | DOUBLE CAB | |
|---|-------------|-----|------------|-------------------|-----------------|------------|-------------------|
| | 4x2 | 4x4 | 4x2 | PRERUNNER/ 4x4 | X-RUNNER | 4x2 | PRERUNNER/ 4x4 |
| Multi-reflector halogen headlamps | S | S | S | S | S | S | S |
| Fog lamps | - | - | - | P | S | - | P |
| Black grille insert and argent surround, black door handles, mirrors and front and rear bumpers | S | S | S | S | - | S | S |
| Black overfenders | - | S | - | S | - | S | S |
| Color-keyed front bumper, overfenders and chrome rear bumper | - | - | P | P | - | P | P |
| Color-keyed bumpers, overfenders, grille surround and door handles | - | - | - | P | - | - | P |
| Color-keyed bumpers, overfenders, grille insert, grille surround, door handles, power outside mirrors and body kit | - | - | - | - | S | - | - |
| Color-keyed hood scoop | - | - | P | P | S | P | P |
| Fiber-reinforced Sheet-Molded Composite (SMC) inner bed with steel outer panels, storage compartments, rail caps and removable tailgate | S | S | S | S | S | S | S |
| Deck Rail System with four adjustable tie-down cleats | S | S | S | S | S | S | S |
| 115V/400W deck-mounted AC power outlet | - | - | - | P | S | - | P |
| Four fixed cargo bed tie-down points | S | S | S | S | S | S | S |
| Power outside mirrors | - | - | P | P | S | S | S |
| Dual rear-hinged access doors | - | - | S | S | S | - | - |
| 15-in. styled steel wheels with P215/70R15 tires | S | - | S | - | - | S | - |
| 16-in. styled steel wheels with P245/75R16 tires | - | S | - | S | - | - | S |
| 16-in. alloy wheels with P245/75R16 tires | - | - | - | O | - | - | O |
| 16-in. alloy wheels with P265/70R16 tires | - | - | - | P | - | - | P |
| 17-in. alloy wheels with P265/65R17 tires | - | - | - | P | - | - | P |
| 18-in. alloy wheels with P255/45R18 tires | - | - | - | - | S | - | - |
| 18-in. chrome-clad alloy wheels with P265/60R18 tires | - | - | - | - | - | - | P |
| Two-speed windshield wipers | S | S | S | S | S | S | S |
| Variable intermittent windshield wipers | - | - | P | P | S | P | P |
| Rear mudguards | S | - | S | - | - | S | - |
| Front and rear mudguards | - | S | - | S | - | - | S |
| Skid plates: on engine/front suspension | -/- | -/S | -/- | P ² /S | -/- | -/- | P ² /S |
| INTERIOR | | | | | | | |
| Air conditioning | S | S | S | S | S | S | S |
| AM/FM CD player with MP3/WMA playback capability, six speakers (four on Regular Cab) and auxiliary audio jack | S | S | S | S | - | - | - |
| AM/FM CD player with MP3/WMA playback capability, six speakers, SiriusXM Satellite Radio ³ (includes three-month trial subscription to XM Select Package), auxiliary audio jack, USB ⁴ port with iPod ^{®5} connectivity, hands-free phone capability and music streaming via Bluetooth ^{®6} wireless technology | - | - | O | O | - | S | S |
| AM/FM CD player with MP3/WMA playback capability, seven speakers including subwoofer, SiriusXM Satellite Radio ³ (includes three-month trial subscription to XM Select Package), auxiliary audio jack, USB ⁴ port with iPod ^{®5} connectivity, hands-free phone capability and music streaming via Bluetooth ^{®6} wireless technology | - | - | - | - | S | - | - |
| Display Audio with Navigation; ⁷ Entune ^{™8} and JBL [®] – includes 6.1-in. touch-screen with integrated backup camera ⁹ display, AM/FM CD player with MP3/WMA playback capability, seven JBL [®] speakers including subwoofer, SiriusXM Satellite Radio ³ (includes three-month trial subscription to XM Select Package), HD Radio ^{™10} with iTunes [®] Tagging; ¹¹ auxiliary audio jack, USB ⁴ port with iPod ^{®5} connectivity and control, vehicle information, hands-free phone capability, phone book access, advanced voice recognition, text-to-speech ¹² with programmed and customizable text responses, and music streaming via Bluetooth ^{®6} wireless technology (V6 only) | - | - | - | - | - | - | O |
| Entune ^{™8} – includes Bing [™] and Pandora [®] ; real-time info including traffic, weather, fuel prices, sports and stocks. Apps available spring 2012 at no charge include iHeartRadio, MovieTickets.com and OpenTable [®] . Access to Entune ^{™8} services is complimentary for three years. See toyota.com/entune for details. | - | - | - | - | - | - | O |
| Fabric-trimmed tilt-forward 4-way adjustable front bench seat | S | S | - | - | - | - | - |
| Fabric-trimmed front seats; 4-way adjustable driver's seat; 4-way adjustable fold-flat front passenger seat | - | S | S | S | - | - | - |
| Sport fabric-trimmed front seats; 4-way adjustable driver's seat with power lumbar support; 4-way adjustable front passenger seat (with fold-flat capability on Double Cab) | - | - | - | P | S | S | S |
| 60/40 split rear seat with adjustable headrests and under-seat storage | - | - | S | S | S | - | - |
| Cruise control | - | - | P | P | S | P | P |
| Tilt/telescopic steering wheel | S | S | S | S | S | S | S |
| Leather-trimmed tilt/telescopic steering wheel with audio controls | - | - | P | P | S | P | P |
| Analog instrumentation with speedometer, tachometer, fuel and coolant temperature gauges; LCD display with tripmeters and clock | S | S | S | S | S | S | S |
| Leather-trimmed shift lever | - | - | P | P | S | P | P |
| Remote keyless entry system | - | - | P | P | S | P | P |
| Power windows and door locks | - | - | S | S | S | S | S |
| Sliding rear window | O | O | - | - | - | - | - |
| Sliding rear window with privacy glass | - | - | P | P | S | P | P |
| Auto-dimming rearview mirror with integrated backup camera ⁹ display, compass, outside temperature gauge and HomeLink ^{®13} universal transceiver | - | - | P | P | S ¹⁴ | P | P |
| Overhead console with maplamps and sunglasses storage | - | - | S | S | S | S | S |

See numbered footnotes in Disclaimers section.

S = Standard O = Optional – = Not available P = Available as part of a package

FEATURES

| | REGULAR CAB | | ACCESS CAB | | | DOUBLE CAB | |
|---|-------------|-----|------------|-------------------|----------|------------|-------------------|
| | 4x2 | 4x4 | 4x2 | PRERUNNER/ 4x4 | X-RUNNER | 4x2 | PRERUNNER/ 4x4 |
| INTERIOR (continued) | | | | | | | |
| Center console with covered armrest and storage compartment | – | S | S | S | S | S | S |
| Rear bulkhead storage | – | – | – | – | – | S | S |
| Two 12V auxiliary power outlets | S | S | S | S | S | S | S |
| Dual sun visors with front passenger vanity mirror | S | S | S | S | – | S | S |
| Dual sun visors with sliding extensions and vanity mirrors | – | – | P | P | S | P | P |
| Five cup and bottle holders | – | S | S | S | S | S | S |
| Two cup holders (manual transmission only) | S | S | – | – | – | – | – |
| | | | | | | | |
| SAFETY AND CONVENIENCE | | | | | | | |
| STAR SAFETY SYSTEM™ Star Safety System™ – includes Vehicle Stability Control (VSC) ¹⁵ Traction Control (TRAC), Anti-lock Brake System (ABS), Electronic Brake-force Distribution (EBD), Brake Assist (BA) ¹⁶ and Smart Stop Technology (SST) ¹⁷ | S | S | S | S | S | S | S |
| Driver and front passenger Advanced Airbag System ¹⁸ | S | S | S | S | S | S | S |
| Front passenger airbag cutoff switch ¹⁹ | – | – | S | S | S | S | S |
| Driver and front passenger seat-mounted side airbags, front and rear side curtain airbags ¹⁸ | S | S | S | S | S | S | S |
| Driver and front passenger active headrests ²⁰ | S | S | S | S | S | S | S |
| 3-point seatbelts for all seating positions | S | S | S | S | S | S | S |
| Driver-side Emergency Locking Retractor (ELR) and Automatic/Emergency Locking Retractor (ALR/ELR) on all passenger belts | S | S | S | S | S | S | S |
| LATCH (Lower Anchors and Tethers for CHildren) includes top tether anchor for passenger and center front seat on Regular Cab with bench seat, front passenger seat on Regular Cab 4x4 automatic and all rear seating positions on Double Cab and Access Cab | S | S | S | S | S | S | S |
| Child-protector rear door locks | – | – | – | – | – | S | S |
| Side-impact door beams | S | S | S | S | S | S | S |
| Tire Pressure Monitor System (TPMS) ²¹ | S | S | S | S | S | S | S |
| Daytime Running Lights (DRL) | O | O | O | O | O | O | O |
| Hill Start Assist Control (HAC) ²² (4x4, automatic transmission only) | – | – | – | P | – | – | P |
| Downhill Assist Control (DAC) ²³ (4x4, automatic transmission only) | – | – | – | P | – | – | P |
| Engine immobilizer ²⁴ (V6 only) | – | – | – | S | S | – | S |

SPECIFICATIONS

MECHANICAL/PERFORMANCE

| | | | | | | | |
|---|------|------|------|------|------|------|------|
| ENGINE | | | | | | | |
| 2.7-Liter 4-Cylinder DOHC 16-Valve with VVT-i; 159 hp @ 5200 rpm, 180 lb.-ft. @ 3800 rpm | S | S | S | O | – | S | S |
| 4.0-Liter V6 DOHC 24-Valve with VVT-i; 236 hp @ 5200 rpm, 266 lb.-ft. @ 4000 rpm | – | – | – | O | S | – | S |
| EMISSION RATING | | | | | | | |
| Low Emission Vehicle II (LEV-II) | S | S | S | S | S | S | S |
| TRANSMISSION | | | | | | | |
| 5-speed manual transmission | S | S | S | S | – | – | – |
| 6-speed manual transmission | – | – | – | O | S | – | O |
| 4-speed Electronically Controlled automatic Transmission with intelligence (ECT-i) | O | O | O | O | – | S | S |
| 5-speed Electronically Controlled automatic Transmission with intelligence (ECT-i) | – | – | – | O | – | – | O |
| Clutch start-cancel switch (manual transmission only) | – | S | – | S | – | – | S |
| DRIVETRAIN | | | | | | | |
| Rear-Wheel Drive with Automatic Limited-Slip Differential (Auto LSD) | S | S | S | S | S | S | S |
| 4WDemand part-time 4WD with electronically controlled transfer case (4x4 only) with Automatic Limited-Slip Differential (Auto LSD) | – | S | – | S | – | – | S |
| Active Traction Control (A-TRAC) | S | S | S | S | S | S | S |
| BODY CONSTRUCTION | | | | | | | |
| One-piece frame rails with eight cross members and fully boxed front sub-frame | S | S | S | S | S | S | S |
| SUSPENSION | | | | | | | |
| Front coil-spring double-wishbone suspension and stabilizer bar; rear leaf spring suspension with staggered outboard-mounted gas shock absorbers and stabilizer bar | S | S | S | S | S | S | S |
| X-brace-tuned suspension with gas-filled Bilstein® shock absorbers and rear stabilizer bar | – | – | – | – | S | – | – |
| STEERING | | | | | | | |
| Variable-assist power rack-and-pinion steering | S | S | S | S | S | S | S |
| Turning circle diameter, curb-to-curb (ft.) | 36.7 | 36.1 | 42.3 | 40.7 | 42.0 | 40.7 | 44.0 |
| BRAKES | | | | | | | |
| Power-assisted ventilated front disc brakes; rear drum brakes with tandem booster and Star Safety System™ | S | S | S | S | S | S | S |

See numbered footnotes in Disclaimers section.

S = Standard O = Optional - = Not available P = Available as part of a package


SPECIFICATIONS (continued)

| | REGULAR CAB | | ACCESS CAB | | | DOUBLE CAB | | |
|--|-------------|-------------------|------------|---------------------------------|-----------|------------|---------------------------------|---------------------------------|
| | 4x2 | 4x4 | 4x2 | PRERUNNER/ 4x4 | X-RUNNER | 4x2 | PRERUNNER/ 4x4 SHORT BED | PRERUNNER/ 4x4 LONG BED |
| EXTERIOR DIMENSIONS (in.) | | | | | | | | |
| Overall height | 65.7 | 69.9 | 66.1 | 70.3 | 65.6 | 66.1 | 70.1 | 70.1 |
| Overall width | 72.2 | 74.6 | 72.2 | 74.6 | 74.0 | 74.6 | 74.6 | 74.6 |
| Overall length | 190.4 | 190.4 | 208.1 | 208.1 | 208.1 | 208.1 | 208.1 | 221.3 |
| Wheelbase | 109.6 | 109.6 | 127.4 | 127.4 | 127.4 | 127.4 | 127.4 | 140.6 |
| Bed length | 73.5 | 73.5 | 73.5 | 73.5 | 73.5 | 60.3 | 60.3 | 73.5 |
| Bed height | 18.0 | 18.0 | 18.0 | 18.0 | 18.0 | 18.0 | 18.0 | 18.0 |
| Bed width (total/between wheelwells) | 56.7/41.5 | 56.7/41.5 | 56.7/41.5 | 56.7/41.5 | 56.7/41.5 | 56.7/41.5 | 56.7/41.5 | 56.7/41.5 |
| Track (front/rear) | 61.0/61.0 | 61.0/61.0 | 61.0/61.0 | 63.0/63.4 | 62.2/62.2 | 61.0/61.0 | 63.0/63.4 | 63.0/63.4 |
| INTERIOR DIMENSIONS (in.) (front/rear seat) | | | | | | | | |
| Head room | 40.0 | 40.0 | 40.0/34.9 | 40.0/34.9 | 40.0/34.9 | 40.2/38.4 | 40.2/38.4 | 40.2/38.4 |
| Hip room | 53.6 | 53.6 | 53.5/53.7 | 53.5/53.7 | 53.5/53.7 | 53.5/54.6 | 53.5/54.6 | 53.5/54.6 |
| Leg room | 41.7 | 41.7 | 41.7/24.7 | 41.7/24.7 | 41.7/24.7 | 41.7/32.7 | 41.7/32.7 | 41.7/32.7 |
| Shoulder room | 58.1 | 58.1 | 57.7/55.7 | 57.7/55.7 | 57.7/55.7 | 57.7/58.7 | 57.7/58.7 | 57.7/58.7 |
| OFF-HIGHWAY | | | | | | | | |
| Approach/departure/breakover angle (degrees) | 27/20/21 | 35/26/27 | 27/20/20 | 35/26/24 | 19/19/15 | 27/20/20 | 35/26/21 | 35/25/20 |
| Ground clearance (in.) | 7.9 | 9.1 | 7.9 | 9.1 | 7.3 | 7.9 | 9.1 | 9.1 |
| Electronically controlled locking rear differential (V6 only) | - | - | - | P | - | - | P | P |
| RATIOS | | | | | | | | |
| 4x4 transfer case (high/low) | - | 1.00/2.57 | - | 1.00/2.57 | - | - | 1.00/2.57 | 1.00/2.57 |
| Axle (manual transmission) (4-cylinder) | 3.31 | 4.10 | 3.31 | -/4.10 | - | - | -/- | -/- |
| Axle (automatic transmission) (4-cylinder) | 3.58 | 4.10 | 3.58 | 3.58/4.10 | - | 3.58 | 3.58/- | 3.58/- |
| Axle (manual transmission) (V6) | - | - | - | -/3.73 | 3.15 | - | -/3.73 | -/3.73 |
| Axle (automatic transmission) (V6) | - | - | - | 3.73/3.73 | - | - | 3.73/3.73 | 3.73/3.73 |
| WEIGHTS AND CAPACITIES | | | | | | | | |
| Curb weight (4-cylinder) (lb.) | | | | | | | | |
| Manual transmission | 3315 | 3700 | 3605 | -/4000 | - | -/- | -/- | -/- |
| Automatic transmission | 3335 | 3755 | 3625 | 3785/4020 | - | 3705 | 3865/- | -/- |
| Curb weight (V6) (lb.) | | | | | | | | |
| Manual transmission | - | - | - | -/4075 | 3835 | - | -/4160 | -/- |
| Automatic transmission | - | - | - | 3865/4100 | - | - | 3950/4185 | 4005/4220 |
| Gross Vehicle Weight Rating (GVWR) (4-cylinder) (lb.) | | | | | | | | |
| Manual transmission | 4650 | 5100 | 4900 | -/5350 | - | - | -/- | -/- |
| Automatic transmission | 4650 | 5100 | 4900 | 5250/5350 | - | 4900 | 5250/- | -/- |
| Gross Vehicle Weight Rating (GVWR) (V6) (lb.) | | | | | | | | |
| Manual transmission | - | - | - | -/5500 | 4700 | - | -/5500 | -/- |
| Automatic transmission | - | - | - | 5400/5500 | - | - | 5400/5500 | 5400/5500 |
| Gross Combined Weight Rating (GCWR) (4-cylinder) (lb.) | | | | | | | | |
| Manual transmission | 7150 | 7530 | 7440 | -/7850 | - | - | -/- | -/- |
| Automatic transmission | 7170 | 7580 | 7470 | 7630/7870 | - | 7550 | 7710/- | -/- |
| Gross Combined Weight Rating (GCWR) (V6) (lb.) | | | | | | | | |
| Manual transmission (V6 with Tow Package ²⁵) | 7530 | - | - | -/7920 (11,200) | 7660 | - | -/8010 (11,200) | -/- |
| Automatic transmission (V6 with Tow Package ²⁵) | 7580 | - | - | 7720 (11,100)/ 7960 (11,200) | - | - | 7800 (11,100)/ 8040 (11,200) | 7890 (11,100)/ 8100 (11,200) |
| Payload ²⁶ (4-cylinder) (lb.) | | | | | | | | |
| Manual transmission | 1335 | 1400 | 1295 | -/1275 | - | - | -/- | -/- |
| Automatic transmission | 1315 | 1345 | 1275 | 1385/1250 | - | 1195 | 1385/- | -/- |
| Payload ²⁶ (V6) (lb.) | | | | | | | | |
| Manual transmission | - | - | - | -/1425 | 865 | - | -/1340 | -/- |
| Automatic transmission | - | - | - | 1535/1400 | - | - | 1450/1315 | 1395/1280 |
| Fuel tank (gal.) | 21.1 | 21.1 | 21.1 | 21.1 | 21.1 | 21.1 | 21.1 | 21.1 |
| Passenger volume (cu. ft.) (behind front/rear seat) | 56.1 | 56.1 | 55.6/33.1 | 55.6/33.1 | 55.6/33.1 | 55.8/43.1 | 55.8/43.1 | 55.8/43.1 |
| Seating capacity | 3 | 2/3 ²⁷ | 4 | 4 | 4 | 5 | 5 | 5 |
| TOWING²⁵ | | | | | | | | |
| Class-IV towing receiver hitch, transmission and supplemental oil coolers (transmission cooler not available on manual transmission models), 130-amp alternator, heavy-duty battery, 7-pin connector with converter and Trailer-Sway Control (TSC) ²⁸ (V6 only) | - | - | - | O | - | - | O | O |
| Tongue load (4-cylinder/V6) (lb.) | 350 | 350 | 350 | 350 | - | 340 | 350 | 350 |
| Tongue load (V6 with V6 Tow Package) (lb.) | - | - | - | 650 | 330 | - | 650 | 640 |
| Towing capacity (4-cylinder/V6) (lb.) | 3500 | 3500 | 3500 | 3500 | 3300 | 3400 | 3500 | 3500 |
| Towing capacity (V6 with V6 Tow Package) (lb.) | - | - | - | 6500 | - | - | 6500 | 6400 |
| TIRES | | | | | | | | |
| Spare — Full-size | S | S | S | S | S | S | S | S |
| MILEAGE ESTIMATES (mpg city/highway)²⁹ | | | | | | | | |
| 4-cylinder manual transmission | 21/25 | 18/20 | 21/25 | - (4x4: 18/20) | - | - | - | - |
| 4-cylinder automatic transmission | 19/24 | 18/21 | 19/24 | 19/24 (4x4: 18/21) | - | 19/24 | 19/24 (4x4: -) | - |
| V6 manual transmission | - | - | - | 16/21 (4x4: 15/19) | 16/21 | - | - (4x4: 15/19) | - |
| V6 automatic transmission | - | - | - | 17/21 (4x4: 16/21) | - | - | 17/21 (4x4: 16/21) | 17/21 (4x4: 16/21) |

See numbered footnotes in Disclaimers section.

SEAT FABRICS

REGULAR CAB BENCH SEAT



Base Grade fabric in Graphite

BUCKET SEAT




Base Grade fabric in Graphite

BUCKET SEAT



SR5 fabric in Sand Beige or Graphite

SPORT SEAT



Sport fabric in Graphite

COLORS



BLACK



MAGNETIC GRAY METALLIC



PYRITE MICA



SILVER STREAK MICA



BARCELONA RED METALLIC



SPRUCE MICA



SUPER WHITE



NAUTICAL BLUE METALLIC
(available with Graphite interior only)

WARRANTIES

Every Toyota Car, Truck and SUV is built to exceptional standards. And that's not idle boasting.

We back it up with these Limited Warranty Coverages:

Basic: 36 months/36,000 miles (all components other than normal wear and maintenance items).

Powertrain: 60 months/60,000 miles (engine, transmission/transaxle, drive system, seatbelts and airbags).

Rust-Through: 60 months/unlimited miles (corrosion perforation of sheet metal).

Emissions: Coverages vary under Federal and California regulations. Refer to applicable *Warranty and Maintenance Guide* for details.

Accessories: For Genuine Toyota Accessories purchased at the time of the new vehicle purchase, the Toyota Accessory Warranty coverage is in effect for 36 months/36,000 miles from the vehicle's in-service date, which is the same coverage as the Toyota New Vehicle Limited Warranty. For Genuine Toyota Accessories purchased after the new vehicle purchase the coverage is 12 months, regardless of mileage, from the date the accessory was installed on the vehicle, or the remainder of any applicable new vehicle warranty, whichever provides greater coverage, with the exception of car covers. Car covers are warranted for 12 months from the date of purchase and do not assume any coverage under the Toyota New Vehicle Limited Warranty.

You may be eligible for transportation assistance if it's necessary that your vehicle be kept overnight for repairs covered under warranty. Please see your authorized Toyota dealership for further details.

For complete details about Toyota's warranties, please visit www.toyota.com, refer to the applicable *Warranty and Maintenance Guide* or see your Toyota dealer.

DISCLAIMERS

1. Toyota strives to build vehicles to match customer interest and thus they typically are built with popular options and option packages. Not all options/packages are available separately and some may not be available in all regions of the country. See toyota.com for information about options/packages commonly available in your area. If you would prefer a vehicle without any or with different options, contact your dealer to check for current availability or the possibility of placing a special order. 2. V6 only. 3. XM services require a subscription after trial period, and are sold separately or as a package. **Subscriptions governed by SiriusXM Customer Agreement; see www.siriusxm.com. If you decide to continue your XM service at the end of your complimentary trial, the plan you choose will automatically renew and bill at then-current rates until you call 1-866-635-2349 to cancel.** Fees and programming subject to change. Available only to those at least 18 years of age in the 48 contiguous United States and D.C. 4. May not be compatible with all mobile phones, MP3/WMA players and like models. 5. iPod® is a registered trademark of Apple, Inc. All rights reserved. 6. The Bluetooth® word mark and logos are registered trademarks owned by Bluetooth SIG, Inc. and any use of such marks by Toyota is under license. Other trademarks and trade names are those of their respective owners. The Bluetooth® wireless technology phones listed on toyota.com have been tested for compatibility with Toyota vehicles. Performance will vary based on phone software version, coverage and your wireless carrier. Phones are warranted by their manufacturer, not Toyota. 7. Availability and accuracy of the information provided by the navigation system or any XM services mentioned (if installed) are dependent upon many factors. Use common sense when relying on information provided. Services not available in every city or roadway. Periodic navigation updates available at additional cost. See your *Navigation System Owner's Manual* or contact XM for details. 8. Be sure to obey traffic regulations and maintain awareness of road and traffic conditions. Select Entune™ apps use a large amount of data and you are responsible for all data charges. Apps and services vary by phone and carrier. Not all apps and data services are available initially. Apps identified by "TM" or "®" are trademarks or registered trademarks of their respective companies and cannot be used without permission. See toyota.com/entune for the latest information regarding apps and services. 9. The backup camera does not provide a comprehensive view of the rear area of the vehicle. You should also look around outside your vehicle and use your mirrors to confirm rearward clearance. Cold weather will limit effectiveness and view may become cloudy. 10. HD Radio™ Technology manufactured under license from iBiquity Digital Corporation U.S. and Foreign Patents. HD Radio™ and the HD, HD Radio, and "Arc" logos are proprietary trademarks of iBiquity Digital Corp. 11. iTunes® Tagging is a registered trademark of Apple, Inc. All rights reserved. 12. Feature may not be compatible with all mobile phones. Message and data rates may apply. 13. HomeLink® is a registered trademark of Johnson Controls, Inc. 14. HomeLink® not included on X-Runner. 15. Vehicle Stability Control (VSC) is an electronic system designed to help the driver maintain vehicle control under adverse conditions. It is not a substitute for safe driving practices. Factors including speed, road conditions and driver steering input can all affect whether VSC will be effective in preventing a loss of control. Please see your *Owner's Manual* for further details. 16. Brake Assist is designed to help the driver take full advantage of the benefits of ABS. It is not a substitute for safe driving practices. Braking effectiveness also depends on proper brake-system maintenance and tire and road conditions. 17. Smart Stop Technology operates only in the event of certain simultaneous brake and gas pedal applications. When engaged, the system will reduce engine power to help the brakes bring the vehicle to a stop. Factors including speed, road conditions and driver input can all impact stopping distance. Smart Stop Technology is not a substitute for safe and attentive driving and does not guarantee instant stopping. Please see your *Owner's Manual* for further details. 18. All the airbag (AB) systems are Supplemental Restraint Systems. All ABs (if installed) are designed to inflate only under certain conditions and in certain types of severe collisions: frontal and knee ABs typically inflate in frontal collisions; side and side curtain ABs in side collisions; Roll-Sensing Curtain ABs at a severe tilt degree, roll or lateral G-force. In all other accidents, the ABs will not inflate. To decrease the risk of injury from an inflating AB, always wear seatbelts, sit upright in the middle of the seat as far back as possible and do not lean against the door. Do not put objects in front of an AB or around the seatback. Do not use a rearward-facing child seat in any front passenger seat. The force of an inflating AB may cause serious injury or death. See your *Owner's Manual* for further information/warnings. 19. Do not use rearward-facing child seats in any front passenger seat without switching off the passenger-side airbag. Please see your *Owner's Manual* for details. 20. Active front headrests can help reduce the extent of whiplash in certain types of rear-end collisions. 21. The Toyota Tire Pressure Monitor alerts the driver when tire pressure is critically low. For optimal tire wear and performance, tire pressure should be checked regularly with a gauge; do not rely solely on the monitor system. See your *Owner's Manual* for details. 22. Hill Start Assist Control (HAC) is designed to help minimize backward rolling on steep ascents. It is not a substitute for safe driving judgment and practices. Factors including grade, surface conditions and driver input can all affect whether HAC will be effective in preventing a loss of control. Please see your *Owner's Manual* for further details. 23. Downhill Assist Control (DAC) is designed to help the driver maintain vehicle control and speed on steep, downhill descents. It is not a substitute for safe driving judgment and practices. Factors including speed, grade, surface conditions and driver input can all affect whether DAC will be effective in preventing a loss of control. Please see your *Owner's Manual* for further details. 24. The engine immobilizer is a state-of-the-art anti-theft system. When you insert your key into the ignition switch, the key transmits an electronic code to the vehicle. The engine will only start if the code in the transponder chip inside the key matches the code in the vehicle's immobilizer. Because the transponder chip is embedded in the key, it can be costly to replace. If you lose a key, your Toyota dealer can help, or you can find a qualified independent locksmith to replace your key or perform high-security key services at www.aloa.org 25. Before towing, confirm your vehicle and trailer are compatible, hooked up and loaded properly and that you have any necessary additional equipment. Do not exceed any Weight Ratings and follow all instructions in your *Owner's Manual*. The maximum you can tow depends on the total weight of any cargo, occupants and available equipment. Calculated with new SAE J2807 method. 26. Payload Capacity is the calculation of GVWR minus curb weight and should be used for comparison purposes only. The maximum amount of passenger and cargo weight your vehicle can carry is the Load Carrying Capacity indicated on the label(s) on the driver's doorjamb. 27. With automatic transmission. 28. Trailer Sway Control (TSC) is an electronic system designed to help the driver maintain vehicle control under adverse conditions. It is not a substitute for safe driving practices. Factors including speed, road conditions and driver steering input can all affect whether TSC will be effective in preventing a loss of control. Please see your *Owner's Manual* for further details. 29. 2012 EPA-estimated mileage. Actual mileage will vary.

TOYOTA FINANCIAL SERVICES



Toyota Rewards Visa®

Toyota helps you get more out of every dollar you spend. By rewarding you for every purchase you make, the Toyota Rewards Visa® adds even more value to doing the things you love.

Turn everything you buy into points to redeem toward parts, accessories or an eligible vehicle purchase or lease at your Toyota dealer. Earn 5 points for every \$1 spent at participating Toyota dealers and 1 point for every \$1 spent everywhere else Visa is accepted.*

Visit www.toyotarewardsvisa.com for complete details.

Toyota Financial Services (TFS)[†] is a leading provider of automotive financial services, offering an extensive line of financing plans along with a variety of vehicle and payment protection products to Toyota customers and dealers in the U.S. For more information on TFS products and services, visit www.toyotafinancial.com

*On approved credit. You must have a valid permanent home address in the 50 United States or the District of Columbia. Terms, conditions and restrictions apply and are fully described in the Toyota Rewards Visa Cardmember Agreement and the Toyota Rewards Program Terms and Conditions received with your card. Points earned are based on net purchases. Points-earning maximums apply and points will expire as described in the Rewards Terms and Conditions. Redemption only available at participating Toyota dealerships in the continental U.S. and Alaska. Points cannot be redeemed for cash. Please contact your participating Toyota dealer for information regarding restrictions your dealer may impose on the use of credit cards related to vehicle purchases or leases. The creditor and issuer of the Toyota Rewards Visa is Toyota Financial Savings Bank. Toyota Financial Services is a service mark used by Toyota Financial Savings Bank.

[†]Toyota Financial Services is a service mark for Toyota Motor Credit Corporation and Toyota Motor Insurance Services, Inc.

Toyota Tacoma is designed to meet most off-road driving requirements. Abusive use may result in bodily harm or damage. Toyota encourages responsible operation to protect you, your vehicle and the environment. Seatbelts should be worn at all times. Please do not allow passengers to ride in the cargo area. Towing receiver hitch/ball mount kits are not intended to provide crash protection.

For details on vehicle specifications, standard features and available equipment in your area, contact your Toyota dealer. A vehicle with particular equipment may not be available at the dealership. Ask your Toyota dealer to help locate a specifically equipped vehicle.

All information presented herein is based on data available at the time of posting, is subject to change without notice and pertains specifically to mainland U.S.A. vehicles only. Prototypes shown. Actual production vehicles may vary.



For Toyota Mobility program details, go to www.toyota.com/mobility or call the Toyota Customer Assistance Center at 1-800-331-4331



TOYOTA DEALERS IN YOUR AREA:

Maplewood Toyota

Distance: 1.24 miles

2873 N. Highway 61

Maplewood MN, 55109

Phone: (651) 482-1322

<http://www.maplewoodtoyota.com>

[GET DIRECTIONS](#) to this dealer

