



2015
TRANSIT



SPECIFICATIONS

PUT YOUR BUSINESS IN THE FAST LANE.



Click to experience
the Transit lineup



Transit 250 HR LWB Van. Lunar Sky. Available equipment.

2015 **TRANSIT**
ford.com



TRANSIT SPECIFICATIONS



Kansas City Assembly Plant. Transit is built right here in the USA, rolling off our state-of-the-art production line. Made – with pride – by hardworking people just like you.

POWERTRAINS

| | 3.7L Ti-VCT V6 | 3.5L EcoBoost® V6 | 3.2L Power Stroke® I-5 Turbo Diesel |
|--|---|---|---|
| Configuration | DOHC | DOHC | DOHC |
| Fuel injection | Sequential electronic | Direct-injection | Direct-injection |
| Induction system | Naturally aspirated | Twin-turbocharger; intercooled | Single-sequential turbocharger; intercooled |
| Cylinders | 6 | 6 | 5 |
| Cylinder heads | Aluminum | Aluminum | Aluminum |
| Block material | Aluminum | Aluminum | Cast iron |
| Bore/stroke | 3.76"/3.41" | 3.64"/3.41" | 3.54"/3.96" |
| Compression ratio | 10.5:1 | 10.0:1 | 15.8:1 |
| Transmission | 6-speed SelectShift® automatic | 6-speed SelectShift automatic | 6-speed SelectShift automatic |
| Horsepower @ rpm | 275 @ 6,000 | 310 @ 5,500 | 185 @ 3,000 |
| Torque lb.-ft. @ rpm | 260 @ 4,000 | 400 @ 2,500 | 350 @ 1,500–2,500 |
| Recommended fuel | Regular unleaded or E-85 | Regular unleaded | Ultra-low-sulfur diesel or B20 (containing 20% or less biodiesel) |
| Fuel economy – EPA-estimated ratings (LR/MR RWB Wagon) | 14 city/19 hwy/16 combined mpg ¹ | 14 city/19 hwy/16 combined mpg ¹ | Not EPA rated |

¹Actual mileage will vary. ²Always wear your safety belt and secure children in the rear seat.

STANDARD FEATURES

Mechanical

3.7L Ti-VCT V6 FFV engine (SRW Van and Wagon; standard on Cutaway/Chassis Cab)
 3.5L EcoBoost V6 engine (DRW Van and Wagon)
 6-speed SelectShift automatic transmission
 Auxiliary fuel port
 Battery – Single, 70-amp-hr (gas only)
 Fuel tank – 25-gallon
 Horn – Dual-note electric
 Steering – Power-assisted rack-and-pinion
 Suspension – Front: independent MacPherson-strut and stabilizer bar; rear: leaf springs and heavy-duty gas shock absorbers
 Tires – 235/65R16 BSW all-season (SRW)
 Tires – 195/75R16 BSW all-season (DRW)

Interior

12V powerpoints – 1 in instrument panel; 1 in center console
 Auxiliary audio input jack
 Center stack console with integrated gear shifter
 Driver/front-passenger sun visors – Vinyl-trimmed
 Front overhead console (n/a on Low Roof models)
 Glove compartment
 Grab handle on passenger-side A-pillar
 Instrumentation – Speedometer (mph/kph) with tachometer, coolant temperature and fuel level
 Lighting – Accessory delay (10-minute) and configurable with 30-minute auto shut-off
 Power windows and door locks (includes autolocking-on-drive feature)
 Remote Keyless Entry System with 2 key fobs
 Seating – Front bucket seats with adjustable head restraints (includes driver's side inboard armrest)
 Steering wheel – 4-spoke polyurethane
 Tilt/telescoping steering column

Exterior

Antenna – Front fender-mounted
 Bumper – Black-molded front with lower valance
 Easy Fuel® capless fuel filler
 Tinted glass (optional with RV Prep Package on Wagon XLT)
 Wipers – Variable-intermittent

Safety & Security

AdvanceTrac® with RSC® (Roll Stability Control™)
 Airbags² – Driver and front-passenger front
 Brakes – Power 4-wheel disc with Anti-Lock Brake System (ABS)
 Safety belts – 3-point, all positions
 SOS Post-Crash Alert System™
 Tire Pressure Monitoring System (excludes spare; SRW only)

View Transit choices



TRANSIT VAN

Standard Features

Includes all standard features, plus:

Mechanical

16" silver steel wheels with black hubcaps (silver front hubcaps on DRW)
 Alternator – 150-amp
 Full-size spare tire and wheel

Seating

2-passenger
 2-way manual driver and passenger seats with manual recline and driver's armrest
 Pewter vinyl seats

Interior

AM/FM stereo with 2 front speakers and digital clock
 Air conditioning – Front only
 Cargo area tie-down hooks
 Flooring – Vinyl front and rear
 Front dome lamp with theater-dimming feature (n/a with LR)
 Front dome lamp with map lights and theater-dimming (LR)
 Headliner – Cloth, front only
 Rear compartment lighting
 Rearview mirror (when equipped with rear-door glass)
 Step well pads – Black plastic
 Windows – No cargo area windows

Exterior

Bodyside moldings – Black
 Bumper – Black-molded rear with integrated step
 Cargo doors – Rear, 180° swing-out (RWB)
 Cargo doors – Rear, 270° swing-out (LWB and LWB EL)
 Center high-mounted stop lamp (CHMSL)
 Grille – Black with black surround
 Headlamps – Halogen with black trim
 Side door – 60/40 swing-out, passenger-side (LR)
 Side door – Sliding, passenger-side (MR and HR)
 Roof and side marker lamps (DRW)
 Mirrors – Black, power sideview, short-arm

Safety & Security

Passenger-side airbag¹ deactivation switch (n/a with passenger seat delete or passenger-side door delete options)

Available Options

Mechanical

3.5L EcoBoost® V6 engine
 3.2L Power Stroke® 1-5 Turbo Diesel engine (n/a with 350 LWB; includes cruise control with message center, dual batteries and PTC heater)
 Alternator – Heavy-duty 220-amp with gasoline engine, 210-amp with diesel engine (included with Ambulance Prep Package)
 Battery – Dual heavy-duty (standard with diesel engine and included with Ambulance Prep Package)
 Engine block heater (recommended when minimum temperature is 10°F or below; optional on all engines)
 Manual Regenerative Initiation (requires diesel engine)

Manual Regenerative Initiation with Active Regenerative Inhibitor (requires diesel engine)
 Trailer brake controller (requires Heavy-Duty Trailer Tow Package)
 16" white steel wheels with mini-cap and lug nut covers (SRW only)
 16" black steel wheels with silver-styled covers (SRW only; included with Exterior Upgrade Package)
 16" aluminum wheels (n/a with 9,500 lbs. GVWR or greater; includes locking lug nuts)
 Full-size spare tire and wheel delete (DRW only)

Seating

Pewter cloth, 2-way manual driver and passenger seats with manual recline, inboard armrests and driver's manual lumbar
 Pewter cloth, 2-way manual driver and passenger seats with manual recline, inboard armrests, driver's manual lumbar, front-seat side airbags¹ and 1st-row side-curtain airbags¹
 Pewter vinyl, 2-way manual driver's seat only with manual lumbar and inboard armrest (passenger seat delete; late availability with diesel engine)
 Charcoal cloth, 2-way manual driver and passenger seats with manual recline, inboard armrests and driver's manual lumbar
 Charcoal cloth, 2-way manual driver and passenger seats with manual recline, inboard armrests, driver's manual lumbar, front-seat side airbags¹ and 1st-row side-curtain airbags¹
 Pewter cloth, 10-way power driver and 2-way manual passenger seats with inboard armrests, front-seat side airbags¹ and 1st-row side-curtain airbags¹
 Charcoal cloth, 10-way power driver and 2-way manual passenger seats with inboard armrests, front-seat side airbags¹ and 1st-row side-curtain airbags¹
 Pewter leather trim, 10-way power driver and passenger seats with inboard armrests, front-seat side airbags¹ and 1st-row side-curtain airbags¹
 Pewter cloth, 10-way power driver's seat only with manual lumbar, inboard armrest, driver's seat side airbag¹ and side-curtain airbags¹ (passenger seat delete; late availability with diesel engine)

Interior

AM/FM stereo with single-CD player, 4" multifunction display and 4 speakers (2 front and 2 rear)
 AM/FM stereo with single-CD player, 4" multifunction display, HD Radio,TM SiriusXM Satellite Radio with 6-month trial subscription and 4 speakers (2 front and 2 rear)
 AM/FM stereo with single-CD player, 4" multifunction display, message center, SYNC[®] with MyFord[®] and 6 speakers (4 front and 2 rear); leather-wrapped steering wheel with controls for audio and multifunction display; includes illuminated driver and passenger sun visors on LR vans (requires cruise control)
 AM/FM stereo with single-CD player, 4" multifunction display, message center, SYNC with MyFord, HD Radio, SiriusXM Satellite Radio with 6-month trial subscription and 6 speakers (4 front and 2 rear); leather-wrapped steering wheel with controls for audio and multifunction display; includes illuminated driver and passenger sun visors on LR vans (requires cruise control)
 AM/FM stereo with single-CD player, 6.5" color LCD touch screen, SYNC with MyFord Touch[®] and Navigation including SiriusXM Traffic and Travel Link with 5-year trial subscription, HD Radio, SiriusXM with 6-month trial subscription and 6 speakers (4 front and 2 rear); leather-wrapped steering wheel with controls for audio and multifunction display; lane-keeping alert with driver alert; includes illuminated driver and passenger sun visors on LR vans (requires cruise control)
 6 speakers (4 front and 2 rear; only available as an upgradeable option to Radio Prep Package)
 Air conditioning (restrictions apply) – Front/rear, driver-controlled (requires Reverse Sensing System on LR vans; includes heavy-duty alternator with gas engines; n/a with Auxiliary Heater/AC Prep Package without rear controls; includes polypropylene panels; late availability)
 All-weather front floor mats (only available with carpeted floor covering)
 Carpeted cargo floor mat (late availability)
 Complete headliner (restrictions apply; LR van requires Reverse Sensing System)
 Crew ChiefTM powered by Telogis^{®2}
 Cruise control with message center (full trip computer and engine-hour meter)
 Flooring – Front carpeting (late availability)
 Power inverter (restrictions apply) – 12V to 110V (requires dual heavy-duty batteries)
 Powerpoint – 12V rear (requires dual heavy-duty batteries)
 Radio delete (deletes radio, speakers, grilles, wiring and antenna)
 Rear view camera with trailer hitch assist (includes rearview mirror if not equipped with multifunction display)
 Reverse Sensing System (LR requires vinyl sun visors with illuminated vanity mirrors)

Spray-in cargo floor liner (requires front carpeted floor covering; n/a with Interior Upgrade, Load Area Protection and Premium Packages; available Winter 2014)
 User-defined upfitter switches (4; requires heavy-duty alternator and dual batteries; includes Modified Vehicle Wiring System and customer connection point)
 Vinyl sun visors with illuminated vanity mirrors (driver and passenger; restrictions apply; included in Interior Upgrade Package)

Exterior

Autolamp with rain-sensing wipers
 Sliding passenger-side door (LR)
 Dual sliding side doors (MR and HR; available Winter 2014)
 Front license plate bracket (standard in states requiring 2 license plates and optional in all others)
 Mirrors – Short-arm, power, heated sideview with turn signal indicators (late availability)
 Mirrors – Long-arm, power sideview
 Mirrors – Long-arm, power, heated sideview with turn signal indicators
 Privacy glass (includes rear-window defroster)
 Rear-window defroster (requires fixed rear-door glass)
 Remote Start System (n/a with manual windows and door locks)
 Running board (sliding passenger-side door area only)
 Windows – Fixed rear-door glass
 Windows – Fixed rear-door glass with fixed passenger-side door glass
 Windows – Fixed rear-door glass with flip-open passenger-side door glass (requires sliding side door and privacy glass)
 Windows – Fixed rear-door glass with fixed driver and passenger-side door glass (requires dual sliding side doors; late availability)
 Windows – Fixed rear-door glass with flip-open driver and passenger-side door glass (requires dual sliding side doors and privacy glass)
 Windows – Fixed, all-around (n/a with dual sliding side doors; RWB and LWB only)
 Windows – All-around with 4th-row flip-open glass (n/a with dual-sliding side doors; LWB EL only)
 Windows – All-around with 2nd-row driver's side flip-open glass and fixed 60/40 swing-out side-door glass (optional with LR only; requires privacy glass)
 Windows – All-around with 2nd-row driver and passenger-side flip-open glass; and 4th-row flip-open glass (LWB EL only; requires privacy glass; n/a with dual sliding side doors)
 Windows – All-around with 2nd-row driver and passenger-side flip-open glass (SRW LWB with sliding passenger-side door only; requires privacy glass)

Safety & Security

Backup alarm² (available Winter 2014)
 Keys – 2 additional (4 total; manual keys with manual door locks; remote keyless entry key fobs included if equipped with power door locks)
 MyKey[®] (restrictions apply; requires SecuriLock[®] Passive Anti-Theft System; includes level 2 instrument cluster; n/a with speed-limiting options, keyed-alike keys, radio delete, Radio Prep Package or Ford Customer Service Division remote start)
 Perimeter anti-theft alarm (requires SecuriLock Passive Anti-Theft System; n/a with manual windows and door locks)
 SecuriCode[™] keyless entry keypad (n/a with manual windows and door locks)
 SecuriLock Passive Anti-Theft System

Optional Packages³

Ambulance Prep Package (late availability)
Auxiliary Heater/AC Prep Package without rear controls
Cargo Area LED Load Compartment Lighting Package
CNG/LPG Gaseous Engine Prep Package
Exterior Upgrade Package
Heavy-Duty Trailer Tow Package
Interior Upgrade Package
Load Area Protection Package
Modified Vehicle Wiring System
Premium Package
Radio Prep Package
Smoker's Package
Trailer Wiring Provisions Package
16" White Steel Wheel Package (DRW)

Available Fleet-Only Options

Daytime running lamps
 Keys – Keyed-alike
 Manual windows and door locks (restrictions apply; deletes power windows and door locks; does not include remote keyless entry fobs)
 Mirrors – Short-arm, manual, sideview (requires manual windows and door locks)
 Mirrors – Short-arm sideview delete (available on Ambulance Prep Package; requires manual windows and door locks)
 Mirrors – Long-arm, manual sideview (requires manual windows and door locks)
 Speed limitation (65- and 75-mph governed top speed options)



¹Always wear your safety belt and secure children in the rear seat. ²Ford Licensed Accessory.

³Explanation of package contents follows specifications sections.

TRANSIT VAN

CONFIGURATIONS

| Transit | 150 SRW | | | | 250 SRW | | | | | | 350 SRW | | | | 350 HD DRW | |
|-----------------|---------|-----|------|-----|---------|-----|------|-----|---------|---------|---------|------|----|---------|------------|----|
| | Regular | | Long | | Regular | | Long | | Long EL | Long EL | Long EL | Long | | Long EL | Long EL | |
| Wheelbase (in.) | 130 | 148 | 130 | 148 | 148 | 148 | 148 | 148 | 148 | | | 148 | HR | | | HR |
| Roof height | LR | MR | LR | MR | LR | MR | LR | MR | HR | HR | LR | MR | HR | HR | HR | HR |

Side Doors

| | | | | | | | | | | | | | | | | |
|------------------------|---|---|---|---|---|---|---|---|---|---|---|---|---|---|---|---|
| 60/40 passenger-side | ■ | — | ■ | — | ■ | — | ■ | — | — | — | ■ | — | — | — | — | — |
| Sliding passenger-side | □ | ■ | □ | ■ | □ | ■ | □ | ■ | ■ | ■ | □ | ■ | ■ | ■ | ■ | ■ |
| Dual sliding | — | □ | — | □ | — | □ | — | □ | □ | □ | — | □ | □ | □ | □ | □ |

Engines

| | | | | | | | | | | | | | | | | |
|-------------------------------------|---|---|---|---|---|---|---|---|---|---|---|---|---|---|---|---|
| 3.7L Ti-VCT V6 | ■ | ■ | ■ | ■ | ■ | ■ | ■ | ■ | ■ | ■ | ■ | ■ | ■ | ■ | — | — |
| 3.5L EcoBoost® V6 | □ | □ | □ | □ | □ | □ | □ | □ | □ | □ | □ | □ | □ | □ | ■ | ■ |
| 3.2L Power Stroke® I-5 Turbo Diesel | □ | □ | □ | □ | □ | □ | □ | □ | □ | □ | — | — | — | □ | □ | □ |

Max. Capabilities (lbs.)¹

| | | | | | | | | | | | | | | | | |
|---------|-------|--|--|--|-------|--|--|--|--|--|-------|--|--|--|-------|--------|
| GVWR | 8,600 | | | | 9,000 | | | | | | 9,500 | | | | 9,950 | 10,360 |
| Payload | 3,600 | | | | 4,000 | | | | | | 4,390 | | | | 4,240 | 4,650 |

MAXIMUM LOADED TRAILER WEIGHT RATINGS (lbs.)¹

| Engine | Regular axle | | | Limited-slip axle | | | GCWR | Roof height ² | Wheelbase | | |
|------------------------------------|----------------|----------------|------|-------------------|----------------|------|--------|--------------------------|--------------|-----------|--------------|
| | 3.31 | 3.73 | 4.10 | 3.31 | 3.73 | 4.10 | | | Regular 130" | Long 148" | Long EL 148" |
| 3.7L Ti-VCT V6 | — | ■ | — | — | □ | — | 10,800 | LR / MR | 5,500 | 5,400 | — |
| | — | — | □ | — | — | □ | 12,125 | LR / MR | 6,800 | 6,700 | — |
| | — | — | ■ | — | — | □ | 12,125 | HR | — | 6,700 | 6,300 |
| 3.5L EcoBoost V6 | ■ ³ | — | — | □ ³ | — | — | 11,200 | LR / MR / HR | 5,900 | 5,800 | 5,300 |
| | — | □ ⁴ | — | — | □ ⁴ | — | 13,000 | LR / MR / HR | 7,300 | 7,200 | 7,000 |
| 3.2L Power Stroke I-5 Turbo Diesel | ■ ³ | — | — | □ ³ | — | — | 10,600 | LR / MR / HR | 4,700 | 4,600 | 4,200 |
| | — | □ | — | — | □ | — | 13,500 | LR / MR / HR | 7,500 | 7,500 | 7,100 |

WHEELS



16" Silver Steel w/Black Hubcap
Standard: SRW



16" White Steel w/Mini-cap and Lug Nut Covers
Optional: SRW



16" Black Steel w/Silver-Styled Cover
Optional: SRW



16" Aluminum w/Locking Lug Nuts
Optional: SRW



16" Silver Steel w/Silver Front Hubcap
Standard: DRW



16" White Steel w/White Front Hubcap
Optional: DRW

■ Standard □ Optional, at extra cost — Not applicable

¹Passenger and cargo capacity limited by weight and weight distribution. ²Maximum towing ratings achieved with lowest roof height available. ³Not available with DRW.

⁴Not available on High Roof, with the exception of the Ambulance Prep Package. Ambulance Prep Package only available with 3.73 limited-slip axle.



Van. Pewter vinyl trim.

See Transit
at work



TRANSIT VAN

DIMENSIONS

| Transit | 150/250 SRW | | 150/250/350 SRW | | | 350 HD DRW |
|--------------------|-------------|----|-----------------|----|----|------------|
| | Regular | | Long | | | Long EL |
| Wheelbase (in.) | 130 | | 148 | | | 148 |
| Roof height | LR | MR | LR | MR | HR | HR |
| Passenger capacity | 2 | 2 | 2 | 2 | 2 | 2 |
| Rows of seats | 1 | 1 | 1 | 1 | 1 | 1 |

Exterior (in.)

| | | | | | | |
|---|-------|-------|-------|-------|-------|-------|
| Wheelbase | 129.9 | 129.9 | 147.6 | 147.6 | 147.6 | 147.6 |
| Length | 219.9 | 217.8 | 237.6 | 235.5 | 235.5 | 263.9 |
| Length with extended bumper | — | 219.9 | — | 237.6 | 237.6 | 266.1 |
| Height | 83.6 | 100.8 | 83.2 | 100.7 | 110.1 | 109.4 |
| Width – Excluding mirrors | 81.3 | 81.3 | 81.3 | 81.3 | 81.3 | 83.7 |
| Width – Including mirrors | 97.4 | 97.4 | 97.4 | 97.4 | 97.4 | 97.4 |
| Width – Mirrors folded | 83.2 | 83.2 | 83.2 | 83.2 | 83.2 | 83.2 |
| Front track | 68.2 | 68.2 | 68.2 | 68.2 | 68.2 | 68.5 |
| Rear track | 68.6 | 68.6 | 68.6 | 68.6 | 68.6 | 65.7 |
| Front overhang | 40.3 | 40.3 | 40.3 | 40.3 | 40.3 | 40.3 |
| Rear overhang | 49.7 | 47.6 | 49.7 | 47.6 | 47.6 | 76.0 |
| Rear overhang with extended bumper | — | 49.7 | — | 49.7 | 49.7 | 78.1 |
| Load height (curb) | 28.9 | 28.9 | 28.7 | 28.7 | 28.7 | 28.0 |
| Side-door opening height | 49.6 | 63.0 | 49.6 | 63.0 | 63.0 | 63.0 |
| Side-door opening width – 60/40 swing-out | 51.2 | — | 51.2 | — | — | — |
| Side-door opening width – Sliding | 51.2 | 51.2 | 51.2 | 51.2 | 51.2 | 51.2 |
| Rear cargo door opening height | 49.5 | 64.9 | 49.5 | 64.9 | 74.3 | 74.3 |
| Rear cargo door opening width | 61.7 | 61.7 | 61.7 | 61.7 | 61.7 | 61.7 |

Interior (in.)

| | | | | | | |
|---------------------------------|-------|-------|-------|-------|-------|-------|
| Head room | 40.8 | 52.0 | 40.8 | 52.0 | 56.6 | 56.6 |
| Shoulder room | 67.9 | 67.9 | 67.9 | 67.9 | 67.9 | 67.9 |
| Hip room | 67.5 | 67.5 | 67.5 | 67.5 | 67.5 | 67.5 |
| Leg room | 41.3 | 41.3 | 41.3 | 41.3 | 41.3 | 41.3 |
| Passenger volume (cu. ft.) | 63.7 | 81.1 | 63.7 | 81.1 | 88.3 | 88.3 |
| Cargo length front (at floor) | 126.0 | 126.0 | 143.7 | 143.7 | 143.7 | 172.2 |
| Cargo length front (at belt) | 115.9 | 115.9 | 133.6 | 133.6 | 133.6 | 162.0 |
| Cargo width between wheelhouses | 54.8 | 54.8 | 54.8 | 54.8 | 54.8 | 45.4 |
| Cargo height maximum | 56.9 | 72.0 | 56.9 | 72.0 | 81.5 | 81.5 |

Cargo capacity (cu. ft.)

| | | | | | | |
|--|-------|-------|-------|-------|-------|-------|
| Cargo volume behind 1st row | 246.7 | 315.2 | 277.7 | 357.1 | 404.3 | 487.3 |
| Maximum cargo volume with front-passenger seat removed | 285.0 | 363.8 | 316.1 | 405.6 | 459.2 | 542.2 |



TRANSIT WAGON

XL

Standard Features

Includes all standard features, plus:

Mechanical

Alternator – 220-amp (gas); 210-amp (diesel)

16" silver steel wheels with black hubcaps (silver front hubcaps on DRW)

Full-size spare tire and wheel

Seating

2-way manual driver and front-passenger seats with manual recline and driver's armrest

8-passenger (standard with RWB)

12-passenger (standard with LWB)

15-passenger (standard with LWB EL)

Pewter vinyl seats

Interior

AM/FM stereo with 6 speakers (2 front and 4 rear) and digital clock

12V powerpoint – Located in rear of vehicle

Air conditioning – Front only

Air conditioning – Front and rear (n/a on LR RWB)

Flooring – Vinyl front and rear

Front dome light with theater-dimming feature (n/a with LR)

Front dome light with map lights and theater-dimming feature (LR)

Headliner – Cloth, full-length

Rear compartment lighting

Rearview mirror

Step well pads – Black plastic

Windows – All-around with 4th-row flip-open glass (standard with LWB EL)

Windows – Fixed, all-around (n/a with dual sliding side doors; RWB and LWB only)

Exterior

Bodyside moldings – Black

Bumper – Molded-in-black rear with integrated step

Cargo doors – Rear, 180° swing-out (RWB)

Cargo doors – Rear, 270° swing-out (LWB and LWB EL)

Center high-mounted stop lamp (CHMSL)

Grille – Black with black surround

Headlamps – Halogen with black trim

Mirrors – Black, power sideview, short-arm

Roof and side marker lamps (DRW)

Side door – 60/40 swing-out, passenger side (LR)

Side door – Sliding, passenger side (MR and HR)

Safety & Security

Airbags¹ – Front-seat side

Airbags¹ – Side-curtain for all rows

Available Options

Mechanical

16" white steel wheels with mini-cap and lug nut covers (SRW only)

16" black steel wheels with silver-styled covers (SRW only)

Seating

Pewter cloth, 2-way manual driver and front-passenger seats with manual recline, inboard armrests and driver's manual lumbar

Interior

AM/FM stereo with single-CD player, 4" multifunction display and 6 speakers (2 front and 4 rear)

Cruise control (full trip computer and engine-hour meter)

Floor covering – Vinyl front (included with Builder's Prep Package)

Vinyl sun visors with illuminated vanity mirrors (driver and front passenger; restrictions apply)

Exterior

Autolamp with rain-sensing wipers

XLT

Standard Features

Includes select XL features, plus:

Mechanical

16" black steel wheels with silver-styled covers (SRW only; included with Exterior Upgrade Package)

Seating

2-way manual driver and front-passenger seats with manual recline, manual driver's lumbar, inboard armrests, and manual rear seats recline with inboard armrest (recline n/a in last row)

Pewter cloth seating surfaces

Interior

AM/FM stereo with single-CD player, 4" multifunction display and 8 speakers (4 front and 4 rear)

All-weather front floor mats (only available on models with carpeted floor covering)

Cruise control with message center (full trip computer and engine-hour meter)

Flooring – Carpeted front and rear

Rear dome light with map lights and theater-dimming feature

Vinyl sun visors with illuminated vanity mirrors (driver and front-passenger)

Exterior

Exterior Upgrade Package includes chrome headlamp trim, grille and grille surround, and 16" black steel wheels with silver-styled covers (SRW only)

Grille – Chrome with chrome surround

Headlamps – Autolamp with chrome surrounds

Wipers – Rain-sensing

Available Options

Seating

Pewter leather, 10-way power driver and front-passenger seats with inboard armrests

Interior

Floor covering – Carpeted front (included in Builder's and RV Prep Packages)

Floor covering – Vinyl front and rear

XL & XLT

Available Options

Mechanical

3.5L EcoBoost® V6 engine

3.2L Power Stroke® I-5 Turbo Diesel engine (n/a on 150 LR and MR RWB models; includes cruise control with message center, dual batteries and PTC heater)

Battery – Dual heavy-duty (standard with diesel engine)

Engine block heater (recommended when minimum temperature is 10°F or below; optional on all engines)

Manual Regenerative Initiation (requires diesel engine)

Manual Regenerative Initiation with Active Regenerative Inhibitor (requires diesel engine)

Trailer brake controller (requires Heavy-Duty Trailer Tow Package)

16" aluminum wheels (n/a with 9,500 lbs. GVWR or greater; includes locking lug nuts)

Seating

Charcoal cloth, 2-way manual driver and front-passenger seats with manual recline, inboard armrests and driver's manual lumbar

Charcoal cloth, 10-way power driver and 2-way manual front-passenger seats with inboard armrests

Pewter cloth, 10-way power driver and 2-way manual front-passenger seats with inboard armrests

10-passenger (optional on RWB)

15-passenger (optional on LWB)

Interior

AM/FM stereo with single-CD player, 4" multifunction display, HD Radio,² SiriusXM Satellite Radio with 6-month trial subscription and 6 speakers (2 front and 4 rear) on XL; 8 speakers (4 front and 4 rear) on XLT

AM/FM stereo with single-CD player, 4" multifunction display, message center, SYNC[®] with MyFord[®] and 8 speakers (4 front and 4 rear); leather-wrapped steering wheel with controls for audio and multifunction display (requires cruise control)

AM/FM stereo with single-CD player, 4" multifunction display, message center, SYNC with MyFord, HD Radio, SiriusXM Satellite Radio with 6-month trial subscription and 8 speakers (4 front and 4 rear); leather-wrapped steering wheel with controls for audio and multifunction display (requires cruise control)

AM/FM stereo with single-CD player, 6.5" color LCD touch screen in center stack, SYNC with MyFord Touch[®] and Navigation including SiriusXM Traffic and Travel Link with 5-year trial subscription, HD Radio, SiriusXM Satellite Radio with 6-month trial subscription and 8 speakers (4 front and 4 rear); leather-wrapped steering wheel with controls for audio and multifunction display; and lane-keeping alert with driver alert (requires cruise control)

Crew Chief[™] powered by Telogis^{®2} (late availability)

Power inverter (restrictions apply) – 12V to 110V (requires dual heavy-duty batteries)

Rear view camera with trailer hitch assist (includes rearview mirror if not equipped with multifunction display)

Reverse Sensing System

User-defined upfitter switches (4; requires heavy-duty alternator and dual batteries; includes Modified Vehicle Wiring System and customer connection point)

Exterior

Front license plate bracket (standard in states requiring 2 license plates and optional in all others)

Mirrors – Short-arm, power, heated sideview with turn signal indicators (late availability)

Mirrors – Long-arm, power sideview

Mirrors – Long-arm, power, heated sideview with turn signal indicators

Privacy glass (includes rear-window defroster)

Rear-window defroster (requires fixed rear-door glass)

Remote Start System (n/a with manual windows and door locks)

Running board (sliding passenger-side door area only)

Sliding passenger-side door (LR)

Windows – All-around with 2nd-row driver's side flip-open glass and fixed 60/40 swing-out side door glass (optional with LR only; requires privacy glass)

Windows – All-around with 2nd-row flip-open glass and 4th-row flip-open glass (optional on LWB EL; requires privacy glass)

Windows – All-around with 2nd-row flip-open glass (LWB SRW with sliding passenger-side door only; requires privacy glass; n/a on LR model)

Safety & Security

Backup alarm² (available Winter 2014)

Keys – 2 additional (4 total; manual keys with manual door locks; remote keyless entry key fobs included if equipped with power door locks)

MyKey[®] (restrictions apply; requires SecuriLock[®] Passive Anti-Theft System; includes level 2 instrument cluster; n/a with speed-limiting options, keyed-alike keys, radio delete, Radio Prep Package or Ford Customer Service Division remote start)

Perimeter anti-theft alarm (requires SecuriLock Passive Anti-Theft System; n/a with manual windows and door locks)

SecuriCode[™] keyless entry keypad (n/a with manual windows and door locks)

SecuriLock Passive Anti-Theft System

Optional Packages³

Auxiliary Heater/AC Prep Package without rear controls

Builder's Prep Package (late availability)

CNG/LPG Gaseous Engine Prep Package

Heavy-Duty Trailer Tow Package

Modified Vehicle Wiring System

Radio Prep Package

RV Prep Package (XLT; late availability)

Smoker's Package

Trailer Wiring Provisions Package

16" White Steel Wheel Package (DRW)

Available Fleet-Only Options

Daytime running lamps

Keys – Keyed-alike (Fleet only)

Manual windows and door locks (restrictions apply; deletes power windows and door locks; does not include remote keyless entry fob)

Mirrors – Short-arm, manual sideview (requires manual windows and door locks)

Mirrors – Long-arm, manual sideview (requires manual windows and door locks)

Speed limitation

(65- and 75-mph governed top speed options)



¹Always wear your safety belt and secure children in the rear seat. ²Ford Licensed Accessory.

³Explanation of package contents follows specifications sections.

TRANSIT WAGON

CONFIGURATIONS

| Transit | 150 SRW | | 350 SRW | | | 350 HD DRW |
|--------------------|---------|----|---------|----|----|------------|
| | Regular | | Long | | | Long EL |
| Wheelbase (in.) | 130 | | 148 | | | 148 |
| Roof height | LR | MR | LR | MR | HR | HR |
| Passenger capacity | 8/10 | | 12/15 | | | 15 |

Side Doors

| | | | | | | |
|------------------------|---|---|---|---|---|---|
| 60/40 passenger-side | ■ | — | ■ | — | — | — |
| Sliding passenger-side | □ | ■ | □ | ■ | ■ | ■ |

Engines

| | | | | | | |
|-------------------------------------|---|---|---|---|---|---|
| 3.7L Ti-VCT V6 | ■ | ■ | ■ | ■ | ■ | — |
| 3.5L EcoBoost® V6 | □ | □ | □ | □ | □ | ■ |
| 3.2L Power Stroke® I-5 Turbo Diesel | — | — | □ | □ | □ | □ |

Max. Capabilities (lbs.)¹

| | | | |
|---------|-------|-------|--------|
| GVWR | 8,550 | 9,250 | 10,360 |
| Payload | 2,980 | 2,900 | 3,710 |

MAXIMUM LOADED TRAILER WEIGHT RATINGS (lbs.)¹

| Engine | Regular axle | | | Limited-slip axle | | | GCWR | Roof height ² | Wheelbase | | |
|------------------------------------|----------------|----------------|------|-------------------|----------------|------|--------|--------------------------|--------------|-----------|--------------|
| | 3.31 | 3.73 | 4.10 | 3.31 | 3.73 | 4.10 | | | Regular 130" | Long 148" | Long EL 148" |
| 3.7L Ti-VCT V6 | — | ■ | — | — | □ | — | 10,800 | LR / MR | 4,700 | 4,500 | — |
| | — | — | □ | — | — | □ | 11,200 | LR / MR | 5,100 | 4,900 | — |
| | — | — | ■ | — | — | □ | 11,200 | HR | — | 4,700 | — |
| 3.5L EcoBoost V6 | ■ ³ | — | — | □ ³ | — | — | 11,200 | LR / MR / HR | 5,100 | 4,800 | — |
| | — | □ ⁴ | — | — | □ ⁴ | — | 11,200 | LR / MR / HR | 5,100 | 4,800 | 4,100 |
| 3.2L Power Stroke I-5 Turbo Diesel | ■ ³ | — | — | □ ³ | — | — | 10,600 | LR / MR / HR | — | 4,000 | 3,100 |
| | — | □ | — | — | □ | — | 11,200 | LR / MR / HR | — | 4,600 | 3,700 |

WHEELS



16" Silver Steel w/Black Hubcap
Standard: XL SRW



16" White Steel w/Mini-cap and Lug Nut Covers
Optional: XL SRW



16" Black Steel w/Silver-Styled Cover
Standard: XLT
Optional: XL



16" Aluminum w/Locking Lug Nuts
Optional: SRW



16" Silver Steel w/Silver Front Hubcap
Standard: DRW



16" White Steel w/White Front Hubcap
Optional: DRW

■ Standard □ Optional, at extra cost — Not applicable

¹Passenger and cargo capacity limited by weight and weight distribution. 12- through 15-passenger vehicles may be classified as buses and may require appropriate licensing.

²Maximum towing ratings achieved with lowest roof height available. ³Not available with DRW. ⁴Not available on SRW.



XL Wagon. Pewter vinyl trim.



XLT Wagon. Pewter cloth trim.

TRANSIT WAGON

DIMENSIONS

| Transit | 150 SRW | | | | 350 SRW | | | | | | 350 HD DRW |
|--------------------|---------|----|---|----|---------|----|----|----|----|----|------------|
| | Regular | | | | Long | | | | | | Long EL |
| Wheelbase (in.) | 130 | | | | 148 | | | | | | 148 |
| Roof height | LR | MR | | | LR | MR | | HR | | HR | |
| Passenger capacity | 8 | 10 | 8 | 10 | 12 | 15 | 12 | 15 | 12 | 15 | 15 |
| Rows of seats | 3 | 4 | 3 | 4 | 4 | 5 | 4 | 5 | 4 | 5 | 5 |

Exterior (in.)

| | | | | | | |
|---|-------|-------|-------|-------|-------|-------|
| Wheelbase | 129.9 | 129.9 | 147.6 | 147.6 | 147.6 | 147.6 |
| Length | 219.9 | 217.8 | 237.6 | 235.5 | 235.5 | 263.9 |
| Length with extended rear bumper | — | 219.9 | — | 237.6 | 237.6 | 266.1 |
| Height | 82.2 | 98.7 | 82.4 | 99.2 | 108.6 | 107.7 |
| Width – Excluding mirrors | 81.3 | 81.3 | 81.3 | 81.3 | 81.3 | 81.3 |
| Width – Including mirrors | 97.4 | 97.4 | 97.4 | 97.4 | 97.4 | 97.4 |
| Width – Mirrors folded | 83.2 | 83.2 | 83.2 | 83.2 | 83.2 | 83.2 |
| Front track | 68.2 | 68.2 | 68.2 | 68.2 | 68.2 | 68.2 |
| Rear track | 68.6 | 68.6 | 68.6 | 68.6 | 68.6 | 68.6 |
| Front overhang | 40.3 | 40.3 | 40.3 | 40.3 | 40.3 | 40.3 |
| Rear overhang | 49.7 | 47.6 | 49.7 | 47.6 | 47.6 | 76.0 |
| Rear overhang with extended bumper | — | 49.7 | — | 49.7 | 49.7 | 78.1 |
| Load height (curb) | 28.2 | 28.2 | 28.8 | 28.8 | 28.8 | 27.8 |
| Side door opening height | 49.6 | 63.0 | 49.6 | 63.0 | 63.0 | 63.0 |
| Side door opening width – 60/40 swing-out | 51.2 | — | 51.2 | — | — | — |
| Side door opening width – Sliding | 51.2 | 51.2 | 51.2 | 51.2 | 51.2 | 51.2 |
| Rear cargo door opening height | 46.9 | 62.8 | 46.9 | 62.8 | 72.2 | 72.2 |
| Rear cargo door opening width | 59.8 | 59.8 | 59.8 | 59.8 | 59.8 | 59.8 |

Interior (in.)

| | | | | | | |
|--|-------------------------------|-------|----------------------------------|-------|-------|-------|
| Head room: 1st row | 40.8 | 52.0 | 40.8 | 52.0 | 56.6 | 56.6 |
| 2nd row | 41.1 | 55.8 | 41.1 | 55.8 | 65.2 | 65.2 |
| 3rd row | 40.6 | 55.8 | 40.6 | 55.8 | 65.2 | 65.2 |
| 4th row | — | 38.7 | — | 55.8 | 38.7 | 55.8 |
| 5th row | — | — | — | 34.2 | — | 47.2 |
| Shoulder room: 1st row / 2nd / 3rd / 4th ¹ / 5th ¹ | 67.9 / 71.4 / 67.0 / 67.8 / — | | 67.9 / 71.4 / 67.0 / 67.8 / 60.8 | | | |
| Hip room: 1st row / 2nd / 3rd / 4th ¹ / 5th ¹ | 67.5 / 69.6 / 67.3 / 68.0 / — | | 67.5 / 69.6 / 67.3 / 68.0 / 61.0 | | | |
| Leg room: 1st row / 2nd / 3rd / 4th ¹ / 5th ¹ | 41.3 / 33.7 / 35.6 / 35.6 / — | | 41.3 / 33.7 / 35.6 / 35.6 / 35.6 | | | |
| Passenger volume (cu. ft.) | 177.0 | 230.9 | 235.6 | 313.4 | 264.9 | 318.1 |
| Cargo length front (at floor) | 124.0 | 124.0 | 141.7 | 141.7 | 141.7 | 170.2 |
| Cargo length front (at belt) | 115.1 | 115.1 | 132.8 | 132.8 | 132.8 | 161.3 |
| Cargo width between wheelhouses | 53.7 | 53.7 | 53.7 | 53.7 | 53.7 | 53.7 |
| Cargo height maximum | 52.8 | 67.6 | 67.6 | 52.8 | 67.6 | 77.0 |

Cargo capacity (cu. ft.)

| | | | | | | |
|------------------------------|-------|-------|-------|-------|-------|-------|
| Cargo volume behind: 1st row | 224.5 | 292.7 | 256.4 | 336.1 | 382.6 | 461.9 |
| 2nd row | 151.8 | 197.9 | 183.0 | 239.8 | 273.0 | 349.6 |
| 3rd row | 94.2 | 125.0 | 124.5 | 166.9 | 190.0 | 266.6 |
| 4th row | — | 39.1 | — | 58.0 | 70.1 | 93.9 |
| 5th row | — | — | — | — | — | 107.0 |
| | — | — | — | — | — | 184.0 |
| | — | — | — | — | — | 100.5 |

¹Row availability varies by seating configuration.

2015 TRANSIT
ford.com



TRANSIT CUTAWAY & CHASSIS CAB

Standard Features

Includes all standard features, plus:

Mechanical

Frame rail extension adapters

Modified Vehicle Wiring System includes underhood powertrain circuit tap-ins and modified vehicle connections for customized wiring harness provisions; requires heavy-duty alternator and dual heavy-duty batteries

16" silver steel wheels with black hubcaps (silver front on DRW)

Full-size spare tire and wheel delete

Seating

2-passenger

2-way manual driver and passenger seats with manual recline and driver's armrest

Pewter vinyl seats

Interior

AM/FM stereo with 2 speakers and digital clock

Air conditioning

Dome light with theater-dimming

Flooring – Vinyl

Headliner – Cloth

Rearview mirror delete (Cutaway)

Rearview mirror (Chassis Cab)

Window – Rear (Chassis Cab)

Exterior

Grille – Black with black surround

Headlamps – Halogen with black trim

Sideview mirrors delete

Rear taillamp wiring – LED-capable

Roof marker lamps

Safety & Security

Passenger-side airbag deactivation switch (n/a with passenger seat delete or passenger-side door delete options)

Available Options

Mechanical

3.2L Power Stroke® I-5 Turbo Diesel engine (includes cruise control with message center, dual batteries and PTC heater)

Alternator – Heavy-duty 220-amp with gasoline engine, 210-amp with diesel engine (included with Ambulance [Cutaway], Motorhome [Cutaway], Shuttle Bus [Cutaway], School Bus [Cutaway] and Multifunctional School Activity Bus [Cutaway] Prep Packages)

Battery – Dual heavy-duty (standard with diesel engine and included with Ambulance Prep Package [Cutaway])

Engine block heater (recommended when minimum temperature is 10°F or below; optional on all engines; included with Shuttle Bus Prep Package [Cutaway])

Manual Regenerative Initiation (requires diesel engine)

Manual Regenerative Initiation with Active Regenerative Inhibitor (requires diesel engine)

Trailer brake controller (requires Heavy-Duty Trailer Tow Package and Trailer Wiring Provisions Package)

16" white steel wheels with mini-caps and lug nut covers (SRW only)

16" black steel wheel with silver-styled covers (SRW only; included with Exterior Upgrade Package)

16" aluminum wheels (n/a with 9,500 lbs. GVWR or greater; includes locking lug nuts)

Spare tire and wheel

Seating

Pewter cloth, 2-way manual driver and passenger seats with manual recline, inboard armrests and driver's manual lumbar

Pewter cloth, 2-way manual driver and passenger seats with manual recline, inboard armrests, driver's manual lumbar, front-seat side airbags,¹ and side-curtain airbags¹

Charcoal cloth, 2-way manual driver and passenger seats with manual recline, inboard armrests, and driver's manual lumbar

Charcoal cloth, 2-way manual driver and passenger seats with manual recline, inboard armrests, driver's manual lumbar, front-seat side airbags,¹ and side-curtain airbags¹

Pewter cloth, 10-way power driver and 2-way manual passenger seats with inboard armrests, front-seat side airbags,¹ and side-curtain airbags¹

Charcoal cloth, 10-way power driver and 2-way manual passenger seats with inboard armrests, front-seat side airbags,¹ and side-curtain airbags¹

Pewter leather trim, 10-way power driver and passenger seats with inboard armrests, front-seat side airbags,¹ and side-curtain airbags¹

Pewter vinyl, 2-way manual driver's seat only with manual lumbar and inboard armrest (passenger seat delete; late availability with diesel engine; Cutaway only)

Pewter cloth, 10-way power driver's seat only with manual lumbar, inboard armrest, driver's seat side airbag,¹ and side-curtain airbags¹ (passenger seat delete; late availability with diesel engine; Cutaway only)

Interior

AM/FM stereo with single-CD player, 4" multifunction display and 2 front speakers

AM/FM stereo with single-CD player, 4" multifunction display, HD Radio,² SiriusXM Satellite Radio with 6-month trial subscription and 2 front speakers

AM/FM stereo with single-CD player, 4" multifunction display, message center, SYNC[®] with MyFord[®] and 4 front speakers; leather-wrapped steering wheel with controls for audio and multifunction display (requires cruise control)

AM/FM stereo with single-CD player, 4" multifunction display, message center, SYNC with MyFord, HD Radio, SiriusXM Satellite Radio with 6-month trial subscription and 4 front speakers; leather-wrapped steering wheel with controls for audio and multifunction display (requires cruise control)

AM/FM stereo with single-CD player, 6.5" color LCD touch screen in center stack, SYNC with MyFord Touch[®] and Navigation including SiriusXM Traffic and Travel Link with 5-year trial subscription, HD Radio, SiriusXM Satellite Radio with 6-month trial subscription and 4 front speakers; leather-wrapped steering wheel with controls for audio and multifunction display; and lane-keeping alert with driver alert (requires cruise control)

4 front speakers (restrictions apply; only available as an upgradeable option to the Radio Prep Package [Cutaway])

All-weather front floor mats (only available with carpeted floor covering)

Crew Chief[™] powered by Telogis^{®2}

Cruise control with message center (full trip computer and engine-hour meter)

Flooring – Carpeting

Map lights

Power inverter (restrictions apply) – 12V to 110V (requires dual heavy-duty batteries)

Radio delete (deletes radio, speakers, grilles, wiring and antenna)

User-defined upfitter switches (4; requires heavy-duty alternator and dual batteries; includes Modified Vehicle Wiring System and customer connection point)

Vinyl sun visors with illuminated vanity mirrors (driver and passenger; restrictions apply; included in Interior Upgrade Package)

Exterior

Autolamp with rain-sensing wipers

Front license plate bracket (standard in states requiring 2 license plates and optional in all others)

Mirrors – Short-arm, power sideview

Mirrors – Short-arm, power, heated sideview with turn signal indicators (late availability)

Mirrors – Long-arm, power sideview

Mirrors – Long-arm, power, heated sideview with turn signal indicators

Remote start (n/a with manual windows and door locks)

Safety & Security

Backup alarm² (available Winter 2014)

Keys – 2 additional (4 total; manual keys with manual door locks; remote keyless entry key fobs included if equipped with power door locks)

MyKey[®] (restrictions apply; requires SecuriLock[®] Passive Anti-Theft System; includes level 2 instrument cluster; n/a with speed-limiting options, keyed-alike keys, radio delete, Radio Prep Package or Ford Customer Service Division remote start)

SecuriCode[™] keyless entry keypad (n/a with manual windows and door locks)

SecuriLock Passive Anti-Theft System

Optional Packages³

Ambulance Prep Package (Cutaway)

Auxiliary Heater/AC Prep Package without rear controls

CNG/LPG Gaseous Engine Prep Package

Exterior Upgrade Package

Interior Upgrade Package

Motorhome Prep Package (Cutaway)

Multifunctional School Activity Bus Prep Package (Cutaway; late availability)

Passenger-Side Door Delete Package (Cutaway)

Premium Package

Radio Prep Package

School Bus Prep Package (Cutaway; late availability)

Shuttle Bus Prep Package (Cutaway)

Smoker's Package

Trailer Wiring Provisions Package

16" White Steel Wheel Package (DRW)

Available Fleet-Only Options

Daytime running lamps

Keys – Keyed-alike

Manual windows and door locks (restrictions apply; deletes power windows and door locks; does not include remote keyless entry fob)

Mirrors – Short-arm, manual sideview (requires manual windows and door locks)

Mirrors – Long-arm, manual sideview (requires manual windows and door locks)

Speed limitation (65- and 75-mph governed top speed options)



¹Always wear your safety belt and secure children in the rear seat. ²Ford Licensed Accessory.

³Explanation of package contents follows specifications sections.

TRANSIT CUTAWAY & CHASSIS CAB

CONFIGURATIONS

| Transit | 250 SRW | | 350 SRW | 350 HD DRW | | | 350 HD DRW | | |
|---|---------|------|---------|------------|------|---------|------------|------|---------|
| | Regular | Long | Long | Regular | Long | Long EF | Regular | Long | Long EF |
| Wheelbase (in.) | 138 | 156 | 156 | 138 | 156 | 178 | 138 | 156 | 178 |
| Engine | | | | | | | | | |
| 3.7L Ti-VCT V6 | ■ | ■ | ■ | ■ | ■ | ■ | ■ | ■ | ■ |
| 3.2L Power Stroke® I-5 Turbo Diesel | □ | □ | □ | □ | □ | □ | □ | □ | □ |
| Max. Capabilities (lbs.)¹ | | | | | | | | | |
| GVWR | 9,000 | | 9,500 | 9,950 | | | 10,360 | | |
| Payload | 4,590 | | 4,980 | 5,380 | | | 5,790 | | |



Cutaway. Pewter cloth trim.

MAXIMUM LOADED TRAILER WEIGHT RATINGS (lbs.)¹

| Engine | Regular axle | | | Limited-slip axle | | | GCWR | Wheelbase (in.) | | |
|------------------------------------|--------------|------|------|-------------------|------|------|--------|-----------------|------------|---------------|
| | 3.31 | 3.73 | 4.10 | 3.31 | 3.73 | 4.10 | | Regular – 138 | Long – 156 | Long EF – 178 |
| 3.7L Ti-VCT V6 | – | – | ■ | – | – | □ | 12,125 | 7,400 | 7,300 | 7,000 |
| 3.2L Power Stroke I-5 Turbo Diesel | – | ■ | – | – | □ | – | 13,500 | 7,500 | 7,500 | 7,100 |



Transit 350 HD RWB Chassis Cab. Ingot Silver. Available equipment.

A fully welded platform underpins the entire cab area, with frame rails reaching from the front to the rear bumper mounts, and a completely clean box section.

WHEELS



16" Silver Steel w/Black Hubcap
Standard: SRW



16" White Steel w/Mini-cap and Lug Nut Covers
Optional: SRW



16" Black Steel w/Silver-Styled Cover
Optional: SRW



16" Aluminum w/Locking Lug Nuts
Optional: SRW



16" Silver Steel w/Silver Front Hubcap
Standard: DRW



16" White Steel w/White Front Hubcap
Optional: DRW

■ Standard □ Optional, at extra cost – Not applicable

¹Passenger and cargo capacity limited by weight and weight distribution.

2015 **TRANSIT**
ford.com



TRANSIT CUTAWAY & CHASSIS CAB

DIMENSIONS

| Transit | | 250 SRW | 350 HD DRW | 250 SRW | 350 SRW | 350 HD DRW | 350 HD DRW |
|---------------------|----------|---------|------------|---------|---------|------------|------------|
| Wheelbase (in.) | | Regular | Regular | Long | | Long | Long EF |
| Cutaway/Chassis Cab | A | 138 | 138 | 155.7 | 155.7 | 178 | |
| Seating capacity | | 2 | 2 | 2 | 2 | 2 | |

Cutaway (in.)


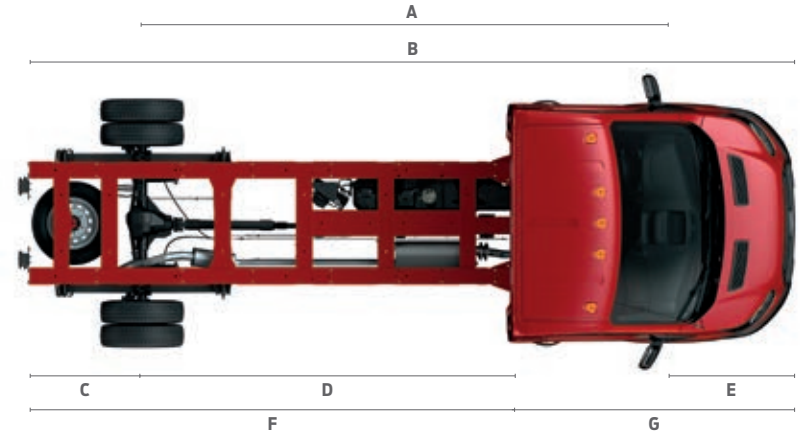
| | | 250 SRW | 350 HD DRW | 250 SRW | 350 SRW | 350 HD DRW | 350 HD DRW |
|--|----------|---------|-------------|-------------|-------------|-------------|------------|
| Overall length | B | 223.3 | 223.3 | 241.1 | 241.1 | 263.4 | |
| Rear axle to end of frame or rear overhang | C | 45.1 | 45.1 | 45.1 | 45.1 | 45.1 | |
| Rear of cab to rear axle | D | 82.6 | 82.6 | 100.3 | 100.3 | 122.6 | |
| Front overhang | E | 40.3 | 40.3 | 40.3 | 40.3 | 40.3 | |
| Rear of cab to end of frame | F | 127.7 | 127.7 | 145.4 | 145.4 | 167.7 | |
| Cab length | G | 95.7 | 95.7 | 95.7 | 95.7 | 95.7 | |
| Overall cab height (curb) | H | 87.3 | 86.8 | 87.0 | 86.5 | 86.5 | |
| Top of frame to top of cab | I | 61.2 | 61.2 | 61.2 | 61.2 | 61.2 | |
| Load height (loaded) | J | 25.0 | 24.7 24.5 | 25.9 25.5 | 25.7 25.4 | 25.0 24.6 | |
| Overall width | K | 80.8 | 83.1 | 80.8 | 83.1 | 83.1 | |
| Front track | | 68.2 | 68.5 | 68.2 | 68.5 | 68.5 | |
| Rear track | | 68.6 | 65.7 | 68.6 | 65.7 | 65.7 | |

Chassis Cab (in.)

| | | 250 SRW | 350 HD DRW | 250 SRW | 350 SRW | 350 HD DRW | 350 HD DRW |
|--|----------|---------|-------------|-------------|-------------|-------------|------------|
| Overall length | B | 223.3 | 223.3 | 241.1 | 241.1 | 263.4 | |
| Rear axle to end of frame or rear overhang | C | 45.1 | 45.1 | 45.1 | 45.1 | 45.1 | |
| Rear of cab to rear axle | D | 82.6 | 82.6 | 100.3 | 100.3 | 122.6 | |
| Front overhang | E | 40.3 | 40.3 | 40.3 | 40.3 | 40.3 | |
| Rear of cab to end of frame | F | 127.7 | 127.7 | 145.4 | 145.4 | 167.7 | |
| Cab length | G | 95.7 | 95.7 | 95.7 | 95.7 | 95.7 | |
| Overall cab height (curb) | H | 87.2 | 86.7 | 86.9 | 86.4 | 86.4 | |
| Top of frame to top of cab | I | 61.2 | 61.2 | 61.2 | 61.2 | 61.2 | |
| Load height (loaded) | J | 24.8 | 24.7 24.3 | 25.6 25.3 | 25.6 25.2 | 24.9 24.4 | |
| Overall width | K | 80.8 | 83.1 | 80.8 | 83.1 | 83.1 | |
| Front track | | 68.2 | 68.5 | 68.2 | 68.5 | 68.5 | |
| Rear track | | 68.6 | 65.7 | 68.6 | 65.7 | 65.7 | |

Interior – Cutaway & Chassis Cab (in.)

| | 250 SRW | 350 HD DRW | 250 SRW | 350 SRW | 350 HD DRW |
|---------------|---------|------------|---------|---------|------------|
| Head room | 44.9 | 44.9 | 44.9 | 44.9 | 44.9 |
| Shoulder room | 67.9 | 67.9 | 67.9 | 67.9 | 67.9 |
| Hip room | 67.5 | 67.5 | 67.5 | 67.5 | 67.5 |
| Leg room | 41.3 | 41.3 | 41.3 | 41.3 | 41.3 |



OPTIONAL PACKAGES CONTENT

Ambulance Prep Package (Van/Cutaway) includes dual heavy-duty batteries, and 220-amp heavy-duty alternator (Van; gas) or 210-amp heavy-duty alternator (optional on Van [requires diesel engine; standard on Cutaway]); Auxiliary Heater/AC Prep Package without rear controls, fixed side- and rear-door tinted glass (Van), 3.73 limited-slip axle, spare tire and wheel (Cutaway), Modified Vehicle Wiring System (Van), front license plate bracket, auxiliary fuse panel (Van) and sideview mirror delete (Cutaway); Van requires MR or HR with sliding passenger-side door; n/a with Premium Package or Interior Upgrade Package on Cutaway

Auxiliary Heater/AC Prep Package without rear controls (Van/Wagon/Cutaway) included with Ambulance (Van/Cutaway), Shuttle Bus (Cutaway), School Bus (Cutaway) and RV Prep (Wagon) Packages; n/a with front/rear driver-controlled air conditioning

Builder's Prep Package (Wagon) includes front license plate bracket; Modified Vehicle Wiring System; auxiliary fuse panel; vinyl front floor covering with XL and carpeted with XLT; AM/FM stereo with single-CD player, 4" multifunction display and 6 speakers (2 front and 4 rear) on XL Wagon; complete headliner; Package deletes rear floor covering, rear seat rails, fixings, seats and restraints; requires dual heavy-duty batteries and heavy-duty alternator; n/a with RV Prep Package; late availability

CNG/LPG Gaseous Engine Prep Package (Van/Wagon/Cutaway/Chassis Cab) includes hardened intake/exhaust valves and valve seats (3.7L V6 only)

Exterior Upgrade Package (Van/Wagon/Cutaway/Chassis Cab) includes chrome headlamp trim, grille and grille surround; and 16" black steel wheels with silver-styled covers (SRW only; n/a on XL Wagon)

Heavy-Duty Trailer Tow Package (Van and Wagon) includes trailer wiring provisions, 4-/7-pin connector, electric brake controller tap-in capability, relay system for backup/B+/running lights, frame-mounted hitch receiver, and tow/haul mode

Interior Upgrade Package (Van/Cutaway/Chassis Cab) includes cruise control, leather-wrapped steering wheel with controls for audio and multifunction display, Pewter or Charcoal cloth 2-way manual driver and passenger seats with manual recline, AM/FM stereo with single-CD player, 4" multifunction display, message center, SYNC® with MyFord® 4 speakers (6 speakers on Van), I/P console mats, and driver/passenger vinyl sun visors with illuminated vanity mirrors (n/a with passenger-side door delete, Ambulance, Motorhome, Multifunctional School Activity Bus, School Bus and Shuttle Bus Prep Packages on Cutaway/Chassis Cab)

Load Area Protection Package (Van) includes complete rear polypropylene panels on side walls and doors

Modified Vehicle Wiring System (Van/Wagon) includes auxiliary fuse panel, underhood powertrain circuit tap-ins, and modified vehicle connections for customized wiring harness provisions; requires heavy-duty alternator and dual heavy-duty batteries; included with Ambulance, Builder's and RV Prep Packages, and user-defined upfitter switches; standard on Cutaway and Chassis Cab

Motorhome Prep Package (Cutaway) includes cruise control; driver/passenger sun visors; AM/FM stereo with 2 front speakers and digital clock; modified vehicle wiring; Trailer Wiring Provisions Package; front license plate bracket; heavy-duty alternator (gas only; diesel includes 210-amp alternator); dual heavy-duty batteries; and auxiliary fuse panel; Pewter or Charcoal cloth 2-way manual driver and passenger seats with manual recline; inboard armrests and manual driver's lumbar; Exterior Upgrade Package; and front vinyl floor covering; n/a with Interior Upgrade Package, Premium Package or passenger-side door delete

Multifunctional School Activity Bus Prep Package (Cutaway) includes banded front-door glass, dual heavy-duty batteries, heavy-duty alternator (gas only; diesel includes 210-amp alternator), front license plate bracket, auxiliary fuse panel, Auxiliary Heater/AC Prep Package without rear controls and with passenger door delete; n/a with Premium and Interior Upgrade Packages and School Bus Yellow exterior paint; late availability

Passenger-Side Door Delete Package (Cutaway) includes Radio Prep Package and manual windows and door locks; requires Pewter vinyl, 2-way manual driver's seat only with manual lumbar (passenger seat delete; includes inboard armrest; late availability with diesel engine; n/a with Interior Upgrade Package or Ambulance and Motorhome Prep Packages)

Premium Package (Van/Cutaway/Chassis Cab) includes Interior and Exterior Upgrade Packages; Pewter leather trim, 10-way power driver and passenger seats with inboard armrests; front-seat side airbags; and 1st-row side-curtain airbags; requires either AM/FM stereo with single-CD player, 4" multifunction display, message center, SYNC with MyFord and 4 speakers (6 speakers on Van); leather-wrapped steering wheel with controls for audio and multifunction display; includes illuminated driver and passenger sun visors on LR vans (requires cruise control), or AM/FM stereo with single-CD player, 4" multifunction display, message center, SYNC with MyFord, HD Radio™ and SiriusXM Satellite Radio with 6-month trial subscription and 4 speakers (6 speakers on Van); leather-wrapped steering wheel with controls for audio and multifunction display; includes illuminated driver and passenger sun visors on LR vans (requires cruise control), or AM/FM stereo with single-CD player, 6.5" color LCD touch screen, SYNC with MyFord Touch® and Navigation including SiriusXM Traffic and Travel Link with 5-year subscription, HD Radio, SiriusXM Satellite Radio with 6-month trial subscription and 4 speakers (6 speakers on Van); leather-wrapped steering wheel with controls for audio and multifunction display; lane-keeping alert with driver alert; includes illuminated driver and passenger sun visors on LR vans (requires cruise control); n/a with Ambulance, Motorhome and School Bus Prep Packages

Radio Prep Package (Van/Wagon/Cutaway/Chassis Cab) includes front speaker grilles, antenna, cover plate in place of radio, wiring for single-CD audio packages and speakers (no radio chassis provided)

RV Prep Package (XLT Wagon only; restrictions apply) includes Modified Vehicle Wiring System, Trailer Wiring Provisions Package, Auxiliary Heater/AC Prep Package without rear controls, front license plate bracket, privacy glass, auxiliary fuse panel, 1st-row side-curtain airbag and partial floor covering (carpet); requires dual heavy-duty batteries and heavy-duty alternator; package deletes all wagon content behind the B-pillar including floor covering (front and rear), rear seating, rear seat rails, fixings and restraints, rear headliner, rear side-curtain airbags and rear climate control; n/a with Builder's Prep Package; late availability

School Bus Prep Package (Cutaway) includes banded front-door glass, dual heavy-duty batteries, heavy-duty alternator (gas only; diesel includes 210-amp alternator), front license plate bracket, auxiliary fuse panel, Auxiliary Heater/AC Prep Package without rear controls and passenger-side door delete; n/a with Premium or Interior Upgrade Packages; late availability

Shuttle Bus Prep Package (Cutaway) includes Exterior Upgrade Package, heavy-duty alternator (gas only; diesel includes 210-amp alternator), Auxiliary Heater/AC Prep Package without rear controls, dual heavy-duty batteries, front license plate bracket, engine block heater, trailer wiring provisions, and auxiliary fuse panel; n/a with Premium or Interior Upgrade Packages

Smoker's Package includes cigarette lighter and ash cup

Trailer Wiring Provisions Package (Van/Wagon/Cutaway/Chassis Cab) includes trailer wiring harness, blunt-cut trailer/upfit wiring to rear of vehicle, trailer sway control, and tow/haul mode; included with Motorhome and Shuttle Bus Prep Packages

16" White Steel Wheel Package (DRW; Van/Wagon/Cutaway/Chassis Cab) includes white steel wheels and front hubcaps, and dual rear-wheel covers; Tire Pressure Monitoring System is deleted

EXTERIORS



Oxford White



Ingot Silver



School Bus Yellow



Vermillion Red



Blue Jeans



Pueblo Gold



Lunar Sky



Sterling Gray




Green Gem




Tuxedo Black


INTERIORS



1 Pewter Vinyl



2 Pewter Cloth



3 Pewter Leather



4 Charcoal Cloth

Bring these colors to life



| Exteriors | Interiors | | | | | | | | | | | | | | | |
|--------------------------------|-----------|---|---|---|-------|---|---|---|---------|---|---|---|-------------|---|---|---|
| | Van | | | | Wagon | | | | Cutaway | | | | Chassis Cab | | | |
| Oxford White | 1 | 2 | 3 | 4 | 1 | 2 | 3 | 4 | 1 | 2 | 3 | 4 | 1 | 2 | 3 | 4 |
| Ingot Silver | 1 | 2 | 3 | 4 | 1 | 2 | 3 | 4 | 1 | 2 | 3 | 4 | 1 | 2 | 3 | 4 |
| School Bus Yellow ¹ | 1 | 2 | 3 | 4 | 1 | 2 | 3 | 4 | 1 | 2 | 3 | 4 | 1 | 2 | 3 | 4 |
| Vermillion Red | 1 | 2 | 3 | 4 | 1 | 2 | 3 | 4 | 1 | 2 | 3 | 4 | 1 | 2 | 3 | 4 |
| Blue Jeans | 1 | 2 | 3 | 4 | 1 | 2 | 3 | 4 | 1 | 2 | 3 | 4 | 1 | 2 | 3 | 4 |
| Pueblo Gold | 1 | 2 | 3 | 4 | 1 | 2 | 3 | 4 | 1 | 2 | 3 | 4 | 1 | 2 | 3 | 4 |
| Lunar Sky | 1 | 2 | 3 | 4 | 1 | 2 | 3 | 4 | 1 | 2 | 3 | 4 | 1 | 2 | 3 | 4 |
| Sterling Gray | 1 | 2 | 3 | 4 | 1 | 2 | 3 | 4 | 1 | 2 | 3 | 4 | 1 | 2 | 3 | 4 |
| Green Gem | 1 | 2 | 3 | 4 | 1 | 2 | 3 | 4 | 1 | 2 | 3 | 4 | 1 | 2 | 3 | 4 |
| Tuxedo Black | 1 | 2 | 3 | 4 | 1 | 2 | 3 | 4 | 1 | 2 | 3 | 4 | 1 | 2 | 3 | 4 |

¹ Not available on XLT Wagon ² Standard on XLT Wagon ³ Not available on XL Wagon or XLT LWB/LWB EL

¹Fleet only. Not available on XLT Wagon. Colors are representative only. See your dealer for actual paint/trim options.



Transit 250 MR LWB Van in Lunar Sky customized with keyless entry keypad, Ford Commercial Graphics by 3M Original Wraps,¹ roof crossbars, heavy-duty splash guards with stainless steel inserts, side window deflectors, and 16" aluminum wheels

Remote start systems

All-weather floor mats

Trailer hitch assembly

Back-up alarm by ECCO^{®1}

Exterior

Splash guards

Trailer Towing Accessories

Trailer hitch balls

Trailer hitch drawbars

Wheels

Wheel lock kit

Interior

Ash cup/coin holders

Carpeted floor mats

Interior light kit

Interior rear window grilles

Soft cargo cooler bag

Soft cargo organizer
(large and standard sizes)

Electronics

Forward or reverse bumper-mounted warning sensors by Rosen^{®1}

Portable DVD rear-seat entertainment systems by NextBase^{®1}

Vehicle Security System



accessories.ford.com

¹Ford Licensed Accessory.

2015 TRANSIT



ford.com

New Vehicle Limited Warranty. We want your Ford Transit ownership experience to be the best it can be. Under this warranty, your new vehicle comes with 3-year/36,000-mile bumper-to-bumper coverage, 5-year/60,000-mile Powertrain Warranty coverage, 5-year/60,000-mile safety restraint coverage, and 5-year/unlimited-mile corrosion (perforation) coverage—all with no deductible. The Ford 3.2L Power Stroke® 1-5 Turbo Diesel engine gets 5-year/100,000-mile warranty coverage. Please ask your Ford Dealer for a copy of this limited warranty.

Roadside Assistance. Covers your vehicle for 5 years or 60,000 miles, so you have the security of knowing that help may be only a phone call away should you run out of fuel, lock yourself out of the vehicle or need towing. Your Ford Dealer can provide complete details on all of these advantages.

Business Preferred Network. Each of the select dealerships in our Business Preferred Network (BPN) is committed to providing quality commercial-oriented products and service, as well as special financing and billing arrangements, to businesses that rely on Ford products. As a BPN customer, your business vehicles receive priority service at your BPN dealership to help get your vehicle back on the road quickly.

Financial Services. Our commercial purchase plans and lines of credit offer attractive rates, negotiable terms and business-friendly options. If you prefer to lease, our CommercialLeaseSM programs offer a wide variety of package options to meet your needs. For additional information, please visit our website at fordcredit.com/comlend.

Ford Credit. Get the ride you want. Whether you plan to lease or finance, you'll find the choices that are right for you at Ford Credit. Ask your Ford Dealer for details or check us out at fordcredit.com.

Ford Extended Service Plan. For a purchase or lease, the Ford Extended Service Plan (ESP) gives you peace-of-mind protection designed to cover key vehicle components and protect you from the cost of unexpected repairs. Ask your dealer for a Ford ESP, the only service contract backed exclusively by Ford and honored at all Ford dealerships.

Insurance Services. Get Ford Motor Company quality in your auto insurance. Our program offers industry-leading benefits and competitive rates. Call 1-877-367-3847, or visit us at fordvip.com for a no-obligation quote. Insurance offered by American Road Services Company (in CA, American Road Insurance Agency), a licensed agency and subsidiary of Ford Motor Company.

Genuine Ford Accessories will be warranted for whichever provides you the greatest benefit: 24 months unlimited mileage, or the remainder of your Bumper-to-Bumper 3-year/36,000-mile New Vehicle Limited Warranty. Ford Licensed Accessories (FLA) are warranted by the accessory manufacturer's warranty. Ford Licensed Accessories are fully designed and developed by the accessory manufacturer and have not been designed or tested to Ford Motor Company engineering requirements. Contact your Ford Dealer for details and/or a copy of all limited warranties.

Comparisons based on competitive Full-Size Vans, publicly available information and Ford certification data at time of release. Some features may be optional. Vehicles may be shown with optional and aftermarket equipment. Features may be offered only in combination with other options or subject to additional ordering requirements/limitations. Dimensions/capability ratings shown may vary due to optional features and/or production variability. Information is provided on an "as is" basis and could include technical, typographical or other errors. Ford makes no warranties, representations, or guarantees of any kind, express or implied, including but not limited to, accuracy, currency, or completeness, the operation of the information, materials, content, availability, and products. Ford reserves the right to change product specifications, pricing and equipment at any time without incurring obligations. Your Ford Dealer is the best source of the most up-to-date information on Ford vehicles. Body manufacturers are responsible for compliance certification of the completed vehicle. The Ford New Vehicle Limited Warranty and any government certification made by Ford shall cover only the vehicle as manufactured by Ford and shall not extend to any addition, modification or change of or to the vehicle by the Ford Authorized Pool Account.

After trial period expires, SiriusXM Satellite Radio, SiriusXM Traffic and Travel Link subscriptions are sold separately or as a package, and are continuous until you call SiriusXM to cancel. See SiriusXM Customer Agreement for complete terms at www.siriusxm.com. SiriusXM Traffic and Travel Link available in select markets. For more information, see www.siriusxm.com/travellink or www.siriusxm.com/traffic. Sirius, XM and all related marks and logos are trademarks of Sirius XM Radio Inc. HD Radio is a proprietary trademark of iBiquity Digital Corp.

Follow Ford:

