

2016 | **EXPEDITION+EL**



Go Further

Delivers the extraordinary.

Ford Expedition + EL deliver the power, capability and space your adventures demand. As well as the government's highest safety rating: a 2015 5-Star Overall Vehicle Score!¹ New SYNC[®] 3 voice-activated technology² adds to your feeling of empowerment. Take charge.



King Ranch.[®] White Platinum Metallic Tri-coat.

¹2015 Expedition. 2016 model year not yet tested. Government 5-Star Safety Ratings are part of the National Highway Traffic Safety Administration's (NHTSA's) New Car Assessment Program (www.safercar.gov). ²Available feature.

2016 **EXPEDITION**
ford.com





Advances your adventures.

Ready to turn your family's dream trip into a reality? So is the 2016 Expedition. Its state-of-the-art 3.5L EcoBoost® twin-turbocharged direct-injection engine delivers 365 hp¹ and 420 lb.-ft. of torque! Teamed with a 6-speed SelectShift® automatic transmission, Expedition has an EPA-estimated rating of 22 hwy mpg,² Best-in-class max. 9,200-lb. towing capacity³ and standard trailer sway control are just the beginning. With features like a progressive range select mode on its transmission and class-exclusive mechanical rear load-leveling suspension,⁴ Expedition takes your travels to a whole new level.



When starting up an incline, whether in Drive or Reverse, hill start assist helps by momentarily maintaining brake pressure until the engine delivers enough torque to move you uphill.

To further ease trailering, our integrated trailer brake controller⁴ balances the performance of the vehicle's brakes and your electric trailer brakes.⁵ Center and distance guidelines on our full-color rear view camera display (shown at left on the SYNC® 3 screen⁴) can help you align with hitches.

A class-exclusive off-road display on the vibrant 4.2" color LCD screen empowers you with key information including the vehicle's pitch angle, bank angle and wheel direction.

For increased off-road confidence, Expedition 4x4s⁴ get Hill Descent Control,TM which helps maintain the vehicle's speed on steep declines so you can concentrate on maneuvering.



Top: XLT EL. Blue Jeans. Available equipment.

Bottom: King Ranch. Bronze Fire with Caribou lower accents. Available equipment.



2016 **EXPEDITION**
ford.com

¹Tested with 93-octane fuel. ²EPA-estimated rating: 16 city/22 hwy/18 combined mpg, Expedition 4x2. Actual mileage will vary. ³Class is Extended Utilities. When properly equipped. ⁴Available feature. ⁵Trailer brake controller verified to be compatible with electrically actuated drum brakes and certain electric-over-hydraulic brake systems. See your Ford Dealer for details.



Rewards your party of 8.

The Expedition lineup comfortably supports your family and friends as you travel from one memory-making destination to the next. Heated and cooled 1st-row seats,² heated 2nd-row outboard seats,² and luxurious leather trim² are all standard on Limited, King Ranch[®] and Platinum. Choose the standard 2nd-row 40/20/40 split-fold seat with CenterSlide[®] functionality and reclining seat backs. Or go for roomy 2nd-row bucket seats² with a pass-through to the 3rd row. Either way, your 3rd-row riders will enjoy best-in-class leg room.

Best-in-class max. cargo space of 130.8 cu. ft.³ (Expedition EL) and a flat load floor are easy to access with the power liftgate.²

Our PowerFold[®] 3rd-row seat² operates with one-touch push-button ease, allowing you to quickly switch from carrying people to transporting cargo and back again.

Pack more into Expedition EL thanks to its 42.6 cu. ft. of cargo space behind the 3rd row – the most of any vehicle in its class – and an adjustable Cargo Management System that can help you keep it organized.

Platinum EL. Brunello luxury leather trim with perforated inserts.

¹Cargo volume behind 3rd-row seat compared to regular-length Expedition. ²Available feature.

³Behind 1st-row seats with the 2nd- and 3rd-row seats folded flat. Cargo and load capacity limited by weight and weight distribution. Class is Extended Utilities.

2016 **EXPEDITION**
ford.com



Engages your connections.

Voice-activated SYNC^{®1} technology helps you keep your eyes on the road and hands on the wheel. SYNC. Say the word.[®]

- **Hands-free calling** lets you make a call with a simple push of a button along with the sound of your voice.
- **Automatic phone book download** transfers the names and numbers in your compatible phone automatically, once paired.
- **Voice-activated music commands** let you say what music you want to hear and listen to it easily with voice-activated search, or say "Bluetooth[®] audio" to stream content from your phone.
- **SYNC AppLink^{™2}** lets you control some of your favorite compatible mobile apps with your voice.
- **911 Assist^{®3}** is a convenient no-charge feature that allows you to connect your compatible cell phone to help call 911, even if you can't.

Upgrade to SYNC 3.¹ Our next generation of voice-activated technology with an easy-to-use new design and features.

- **New hardware meets new software** on the easy-to-read LCD color screen that displays phone, audio and navigation⁴ functions.
- **High-speed performance** means you'll experience quick responses to your commands. Plus, the capacitive touch screen includes convenient swipe and pinch-to-zoom features similar to your smartphone.
- **Enhanced voice recognition** lets you talk with simple, real-world voice commands and the system responds naturally to your voice.
- **Easy destination entry** feature within navigation⁴ helps you locate your favorite restaurants, nearest ATM and more.
- **Siri[®] seamless integration** brings the power of Siri Eyes Free⁵ and your iPhone^{®5} into your vehicle.
- **Automatic updates over Wi-Fi^{®6}** let you keep SYNC 3 up-to-date with the latest software as soon as new updates become available.

SYNC

Platinum. Brunello luxury leather trim. SYNC 3. Available equipment.



¹Driving while distracted can result in loss of vehicle control. Only use SYNC/other devices, even with voice commands, when it is safe to do so. Some features may be locked out while the vehicle is in gear. Not all features are compatible with all phones. ²Available feature. SYNC AppLink is available on select models and compatible with select smartphone platforms. Commands may vary by phone and AppLink software. ³The vehicle's electrical system (including the battery), the wireless service provider's signal and a connected mobile phone must all be available and operating for 911 Assist to function properly. These systems may become damaged in a crash. The paired mobile phone must be connected to SYNC, and the 911 Assist feature enabled, in order for 911 to be dialed. When the feature is ON, 911 Assist uses your paired and connected mobile phone to assist occupants to contact emergency services by dialing 911 if your airbag deploys or, on certain vehicles, if the emergency fuel pump shut-off is activated. Aftermarket on-board diagnostic devices may interfere with various vehicle systems including Vehicle Health Report and 911 Assist. To avoid interference, remove the device or contact the device maker for more information on compatibility. ⁴Available feature. ⁵You must have a Bluetooth-enabled phone paired to your SYNC system. ⁶Optional Navigation System map updates cannot be received via Wi-Fi and require a separate update.

2016 EXPEDITION
ford.com





Connects with your world.

SiriusXM® Satellite Radio welcomes you to the World of SiriusXM! Enjoy more than 150 channels including commercial-free music, plus live sports, news and exclusive entertainment, with a 6-month trial subscription to the All Access package included with your new vehicle. You'll hear every channel available, plus you can listen online and on the SiriusXM app.¹

Navigation² with SiriusXM Traffic and Travel Link³ includes a 5-year complimentary SiriusXM Traffic and Travel Link¹ trial subscription. Global Positioning System (GPS) technology is combined with 3-D mapping and provides voice-guided turn-by-turn directions. With SiriusXM Traffic and Travel Link, you'll get detailed traffic information, plus current and forecasted weather, gas station locations and prices, sports scores and schedules, and movie theater locations with show listings and times.

(((SiriusXM)))



2016 **EXPEDITION**
ford.com

¹SiriusXM Satellite Radio, SiriusXM Traffic and SiriusXM Travel Link subscriptions are sold separately or as a package by SiriusXM after your trial period, and are continuous until you call SiriusXM at 1-866-635-2349 to cancel. If you decide to continue service after your trial, the subscription plan you choose will automatically renew thereafter and you will be charged according to your chosen payment method at then-current rates. Fees and taxes apply. All fees and programming subject to change. See Customer Agreement for complete terms and more information at www.siriusxm.com. ²Available feature.

Platinum. SYNC® 3. Available equipment.

Puts you firmly in charge.

The advanced technology engineered into the 2016 Ford Expedition helps you share the best of life with family and friends. And do it all with confidence, as the 2015 Expedition received the government's highest safety rating: a 5-Star Overall Vehicle Score!¹

Enjoy its improved steering feel thanks to electric power-assisted steering, which helps correct for road irregularities and smooths out minor vibrations.

Customize its suspension performance by setting the continuously controlled damping (CCD)² to any of 3 drive modes (Normal, Comfort, Sport). Choose "Comfort" for a softer ride, or "Sport" for a more nimble, responsive driving experience. CCD is paired with new 22" polished aluminum wheels² on Limited, King Ranch[®] and Platinum.

Stay alert to traffic detected in blind spots as you drive forward, or traffic nearing either side of the vehicle as you slowly back up, thanks to BLIS[®] (Blind Spot Information System) with cross-traffic alert.^{2,3} It helps warn you using lights embedded in the sideview mirrors.⁴

Add to your peace of mind with the knowledge that AdvanceTrac[®] with RSC[®] (Roll Stability Control[™]) is standard on every Expedition. Beneficial on all surfaces and in various weather conditions, it helps you avoid skidding and fishtailing.⁵ For a comprehensive list of Safety & Security features, please turn the page.



Platinum. Magnetic. Available equipment.

¹2015 Expedition. 2016 model year not yet tested. Government 5-Star Safety Ratings are part of the National Highway Traffic Safety Administration's (NHTSA's) New Car Assessment Program (www.safercar.gov). ²Available feature. ³Driver-assist features are supplemental and do not replace the driver's attention, judgment and need to control the vehicle. ⁴BLIS replaces standard integrated blind spot mirrors. ⁵Remember that even advanced technology cannot overcome the laws of physics. It's always possible to lose control of a vehicle due to inappropriate driver input for the conditions.

Expedition+EL Specifications



Engine/EPA-Estimated Ratings¹ & Dimensions

3.5L EcoBoost V6

365 hp @ 5,000 rpm²
420 lb.-ft. of torque @ 2,250 rpm²

6-speed SelectShift automatic
Expedition

4x2 16 city/22 hwy/18 combined mpg
4x4 15 city/20 hwy/17 combined mpg

Expedition EL
4x2 15 city/20 hwy/17 combined mpg
4x4 14 city/20 hwy/16 combined mpg

Exterior	Expedition/EL 4x2 (4x4)
Wheelbase	119.0"/131.0"
Length	206.0"/220.8"
Height – Excluding options	77.2"/77.7" (78.3")
Width – Excluding mirrors	78.8"
Width – Including mirrors	91.8"
Width – Mirrors folded	79.7"
Minimum running ground clearance	8.3" (8.0")
Liftover height	34.1" (34.0")/34.1"
Overhang – Front	38.8"
Overhang – Rear	48.3"/51.1"
Ramp breakover angle	18.5° (16.8°)/16.2° (15.7°)
Angle of approach	22.4° (22.2°)/22.5° (22.5°)
Angle of departure	21.8° (21.7°)/20.4° (20.3°)

Interior	Expedition/EL
1st Row	
Head room	39.6"/39.5"
Shoulder room	63.2"
Leg room (max.)	43.0"
2nd Row	
Head room	39.8"/39.7"
Shoulder room	63.7"
Leg room	39.1"
3rd Row	
Head room	38.3"/38.0"
Shoulder room	51.9"/67.1"
Leg room	37.7"
Capacities (cu. ft.)	
Passenger volume	160.3/168.3
Cargo volume behind 1st row	108.3/130.8
Cargo volume behind 2nd row	55.0/85.5
Cargo volume behind 3rd row	18.6/42.6
Fuel tank (gal.)	28.0/33.5
Maximum Loaded Trailer Weight (lbs.)³	
4x2 Class IV	9,200/9,200
4x4 Class IV	9,200/9,100

Standard Features

Mechanical

3.5L EcoBoost® V6 engine
6-speed SelectShift® automatic transmission with progressive range select
4-wheel independent suspension
4-wheel power disc brakes with Anti-Lock Brake System (ABS)
28.0-gal. fuel tank capacity (33.5-gal. on Expedition EL)
Electric power-assisted steering
Front skid plate (4x2 only)
Full-size spare wheel and tire
Hill start assist
Limited-slip rear axle – 3.73:1 ratio (Expedition EL 4x4 only)
Non-limited-slip rear axle – 3.15:1 ratio (Expedition 4x2 only); 3.31:1 ratio (Expedition 4x4 and Expedition EL 4x2 only)
Rear-wheel drive (RWD)

Seating

1st-row bucket seats
2nd-row 40/20/40 split-fold seat with CenterSlide® (slide-fold feature for center section); reclines and folds flat to floor in cargo mode

Interior

Assist handles (2 in 1st row, 2 in 2nd row and 1 for liftgate)
Auto-dimming rearview mirror
Auxiliary rear climate control
Cargo Management System (Expedition EL only)
Carpeted floor mats in 1st and 2nd rows
Cruise control
Cupholders (9)
Floor console with storage bin, coin holder, 4 cupholders, auxiliary rear audio and climate controls, and pen holder
Leather-wrapped steering wheel
Overhead console with map lights, single sunglasses holder, conversation mirror and rear quarter window switches
Power door locks
Power rear quarter windows
Power windows with one-touch-up/-down driver's side window feature
Powerpoints (3)
Rear floor air vents
SiriusXM® Satellite Radio with 6-month All Access trial subscription

Steering wheel-mounted audio controls	
Sun visors with illuminated vanity mirrors	
Truck Apps	
Universal garage door opener	
Exterior	
Automatic headlamps with rainlamp feature	
Bright exhaust tip	
Chrome door handles	
Class IV trailer tow receiver with 4-pin connector	
Easy Fuel® capless fuel filler	
Front tow hooks (4x4 only)	
LED fog lamps	
Privacy glass (rear doors, rear quarter windows and liftgate window)	
Reverse Sensing System	
SecuriCode™ keyless entry keypad	
Windshield wipers – Front: 2-speed variable-intermittent; rear: 2-speed intermittent with washer	

Safety & Security

3-point safety belts for all seating positions
AdvanceTrac® with RSC® (Roll Stability Control™)
Belt-Minder® front safety belt reminder
Child-safety rear door locks
Dual-stage front airbags ⁴ ; safety belt pretensioners, safety belt energy-management retractors, safety belt usage sensors, driver's seat position sensor, crash severity sensor and restraint control module
Front-seat side airbags ⁴
Height-adjustable shoulder safety belts for 1st row LATCH – Lower Anchors and Tether Anchors for Children on rear-outboard seat positions
MyKey®
Perimeter alarm
Rear view camera
Safety Canopy® System with 3-row side-curtain airbags ⁴ and rollover sensor
SecuriLock® Passive Anti-Theft System
Side-intrusion door beams
SOS Post-Crash Alert System™
Tire Pressure Monitoring System (excludes spare)
Trailer sway control

Dimensions may vary by trim level. Cargo and load capacity limited by weight and weight distribution.

¹Actual mileage will vary. ²Tested with 93-octane fuel. ³Maximum weights shown are for properly equipped vehicles with required equipment and a 150-lb. driver. Weight of additional options, equipment, passengers and cargo must be deducted from this weight. For additional information, see your Ford Dealer. ⁴Always wear your safety belt and secure children in the rear seat.



Ebony leather trim.¹ Available equipment.

EL. Cargo Management System.¹

CenterSlide[®] 2nd-row seat. Ebony leather trim.¹

110-volt power outlet.¹ Auxiliary rear climate and heated 2nd-row seat¹ controls.

Power moonroof.¹



18" Bright-Machined Aluminum with Magnetic-Painted Pockets
Standard



20" Bright-Machined Aluminum with Magnetic-Painted Windows
Available

XLT

Equipment Group 200A

Includes all standard features, plus:

Seating

1st-row bucket seats with 2-way adjustable head restraints and 6-way power driver's seat with manual lumbar

3rd-row 60/40 split-fold-flat-to-floor bench seat

Cloth seats

Interior

Ford SYNC[®] Enhanced Voice Recognition Communications and Entertainment System which includes 4.2" color LCD screens in instrument cluster and center stack, 911 Assist[®] AppLink[™] and 1 smart-charging USB port

Manual-tilt/-telescoping steering column

Power-adjustable pedals

Premium Sound System with single-CD player, MP3 capability and 6 speakers

Single-zone electronic automatic temperature control

Exterior

18" bright-machined aluminum wheels with Magnetic-painted pockets

Black, power, heated sideview mirrors with blind spot mirrors and security approach lamps

Black roof-rack side rails with black crossbars

Black running boards

Body-color lower bodyside moldings, wheel-lip moldings and bumpers

Chrome grille bars with Magnetic-painted accents

Chrome liftgate appliqué with Magnetic-painted accent bar

Quad-reflector headlamps with blackout treatment

Available Equipment Groups

Equipment Group 201A – 1st-row bucket seats with 10-way power driver's seat, including power lumbar + 6-way power front-passenger seat + leather-trimmed 1st- and 2nd-row seats + PowerFold[®] 3rd-row seat + power liftgate

Equipment Group 202A – Includes select content of 201A + heated and cooled 1st-row seats with 10-way power passenger seat + leather trim with perforated inserts on 1st- and 2nd-row seats + power-tilt/-telescoping steering column + memory feature for driver's seat, power-adjustable pedals, steering column and sideview mirrors + Remote Start System + dual-zone electronic automatic temperature control + SYNC 3 Enhanced Voice Recognition Communications and Entertainment System with 8" color LCD touch screen in center stack with swiping and pinch-to-zoom capabilities, 911 Assist, AppLink and 2 smart-charging USB ports + Audio System from Sony[®] with subwoofer + leather-wrapped shift knob + 110-volt power outlet + ambient lighting + integrated sideview mirror turn signal indicators + **Heavy-Duty Trailer Tow Package** includes Class IV hitch receiver, 7- and 4-pin connectors, heavy-duty auxiliary transmission oil cooler, heavy-duty radiator, electronic brake wiring kit and integrated trailer brake controller

Available Options & Package

20" bright-machined aluminum wheels with Magnetic-painted windows (requires 201A or 202A)

2nd-row bucket seats (requires 201A or 202A)

3.73 limited-slip rear axle (all non-EL and EL 4x2 only)

10-way power front-passenger seat (requires 201A)

All-weather floor mats in 1st and 2nd rows

BLIS[®] (Blind Spot Information System) with cross-traffic alert (requires 202A)

Control Trac[®] 4-Wheel-Drive (4WD) System (includes Hill Descent Control[™])

Dual Headrest DVD by INVISION^{™2} (requires 202A)

HD Radio[™] Technology (requires 202A)

Heated 2nd-row outboard seats (requires 202A)

Heavy-Duty Trailer Tow Package

Power moonroof (includes mini overhead console)

Rear load-leveling suspension (requires 202A)

Voice-activated Navigation System with integrated SiriusXM[®] Traffic and Travel Link[®] with 5-year subscription (requires 202A)

Limited

Equipment Group 300A

Includes select XLT features, plus:

Mechanical

Heavy-Duty Trailer Tow Package includes Class IV hitch receiver, 7- and 4-pin connectors, heavy-duty auxiliary transmission oil cooler, heavy-duty radiator, electronic brake wiring kit, integrated trailer brake controller and Smart Trailer Tow Connect

Seating

1st-row, 10-way power, heated and cooled bucket seats, including power lumbar and recline with driver's memory feature

Heated 2nd-row outboard seats

Leather trim with perforated inserts on 1st- and 2nd-row seats

PowerFold® 3rd-row seat

Interior

110-volt power outlet

Ambient lighting

Audio System from Sony® with subwoofer and HD Radio™ Technology

Compass display

Dual-zone electronic automatic temperature control

Keyless entry with push-button start

Leather-wrapped steering wheel and shift knob

Power-adjustable pedals with memory

Power-tilt/-telescoping steering column

SYNC® 3 Enhanced Voice Recognition Communications and Entertainment System with 8" color LCD touch screen in center stack with swiping and pinch-to-zoom capabilities, 911 Assist®, AppLink™ and 2 smart-charging USB ports

Woodgrain accents on center console, switch panels and instrument panel

Exterior

20" polished aluminum wheels

Body-color, power-adjustable/-folding, heated sideview mirrors with auto-dimming driver's side, blind spot mirrors, security approach lamps, integrated turn signal indicators and memory

Body-color running boards

Chrome accent bar on lower front bumper

Chrome grille bars with Thunderstorm-painted accents

Chrome liftgate appliqué with Thunderstorm-painted accent bar

Chrome roof-rack side rails with black crossbars

Forward Sensing System

Halogen projector headlamps

Power liftgate

Rain-sensing windshield wipers

Remote Start System

Available Equipment Group

Equipment Group 301A

Power moonroof + power-deployable running boards + voice-activated Navigation System with integrated SiriusXM® Traffic and Travel Link® with 5-year subscription

Available Options

22" polished aluminum wheels (includes continuously controlled damping [CCD] suspension)

2nd-row bucket seats

3.73 limited-slip rear axle (all non-EL and EL 4x2 only)

All-weather floor mats in 1st and 2nd rows

BLIS® (Blind Spot Information System) with cross-traffic alert

Control Trac® 4-Wheel-Drive (4WD) System (includes Hill Descent Control™)

Dual headrest DVD by INVISION™¹

Power-deployable running boards (included on 301A)

Power moonroof (includes mini overhead console; included on 301A)

Rear load-leveling suspension

Voice-activated Navigation System with integrated SiriusXM Traffic and Travel Link with 5-year subscription (included on 301A)



Dune leather trim with perforated inserts. SYNC 3. Ambient lighting. Available equipment.

1st-row, 10-way power, heated and cooled bucket seats.

Keyless entry with push-button start.

Center console storage with 2 smart-charging USB ports.

Power-adjustable pedals with memory.



20" Polished Aluminum
Standard



22" Polished Aluminum
Optional

¹Ford Licensed Accessory.



Mesa Brown leather trim with perforated seat inserts. 2nd-row bucket seats¹. Available equipment.

Mesa Brown leather and woodgrain trim. SYNC[®] 3. Available equipment.

King Ranch exterior badging.

King Ranch logo embroidered on floor mats.



20" Bright-Machined Aluminum with Caribou-Painted Pockets and King Ranch Center Caps
Standard



22" Polished Aluminum with King Ranch Center Caps
Optional

King Ranch[®]

Equipment Group 401A

Includes select Limited features, plus:

Seating

Mesa Brown leather trim with perforated inserts on all 3 rows of seating

Interior

1st- and 2nd-row carpeted floor mats with embroidered King Ranch logo

Mesa Brown leather trim on steering wheel insert, shift knob, center console lid and door-panel inserts

Voice-activated Navigation System with integrated SiriusXM[®] Traffic and Travel Link[®] with 5-year subscription

Exterior

20" bright-machined aluminum wheels with Caribou-painted pockets and King Ranch center caps
BLIS[®] (Blind Spot Information System) with cross-traffic alert

Caribou-painted lower bodyside moldings, wheel-lip moldings and bumpers

Chrome grille bars with Caribou-painted accents

Chrome liftgate appliqué with Caribou-painted accent bar

Chrome, power-adjustable/-folding, heated sideview mirrors with auto-dimming driver's side, security approach lamps, integrated turn signal indicators and memory feature

King Ranch badging on front fender and liftgate

Power-deployable Caribou-painted running boards

Available Options & Package

22" polished aluminum wheels with King Ranch center caps (includes continuously controlled damping [CCD] suspension)

2nd-row bucket seats

3.73 limited-slip rear axle (all non-EL and EL 4x2 only)

All-weather floor mats in 1st and 2nd rows

Control Trac[®] 4-Wheel-Drive (4WD) System (includes Hill Descent Control[™])

Dual headrest DVD by INVISION^{™2}

Monotone Appearance Package includes body-color power-deployable running boards, lower bodyside moldings, wheel-lip moldings and bumpers

Power moonroof (includes mini overhead console)

Rear load-leveling suspension

¹Available feature. ²Ford Licensed Accessory.

Platinum

Equipment Group 600A

Includes select Limited features, plus:

Seating

Luxury leather trim with perforated inserts on 1st- and 2nd-row seats with Agate tuxedo stripes, stitching and embroidered "PLATINUM" logo

Interior

1st-row door-sill scuff plates with "PLATINUM" logo

Door panel inserts and armrests with Agate tuxedo stripe and stitching

Leather-wrapped steering wheel with micro-perforated leather upper insert, Agate stitching and chrome accents

Luxury leather trim on center console armrest with Agate stitching

Power moonroof (includes mini overhead console)

Voice-activated Navigation System with integrated SiriusXM® Traffic and Travel Link® with 5-year subscription

Exterior

20" polished aluminum wheels

BLIS® (Blind Spot Information System) with cross-traffic alert

Chrome front tow hooks (4x4 models only)

Chrome liftgate appliqué with satin-aluminum-finish accent bar

Chrome, power-adjustable/-folding, heated sideview mirrors with auto-dimming driver's side, security approach lamps, integrated turn signal indicators and memory feature

"PLATINUM" lettering on lower front doors

Polished stainless power-deployable running boards

Polished stainless rear quarter panel beltline moldings

Satin-aluminum finish on liftgate handle

Satin-aluminum grille bars with chrome accents

Available Options

22" polished aluminum wheels (includes continuously controlled damping [CCD] suspension)

2nd-row bucket seats

3.73 limited-slip rear axle (all non-EL and EL 4x2 only)

All-weather floor mats in 1st and 2nd rows

Control Trac® 4-Wheel-Drive (4WD) System (includes Hill Descent Control™)

Dual headrest DVD by INVISION™

Rear load-leveling suspension



Brunello luxury leather trim with perforated inserts. SYNC® 3. Ambient lighting. Available equipment.

BLIS (Blind Spot Information System) with cross-traffic alert.

Power-deployable running boards with polished stainless finish.

1st-row, 10-way power, heated and cooled bucket seats.

Chrome liftgate appliqué with satin-aluminum-finish accent bar.



20" Polished Aluminum
Standard



22" Polished Aluminum
Optional

¹Ford Licensed Accessory.

Exteriors



White Platinum Metallic Tri-coat



Oxford White



Ingot Silver*



Ruby Red Metallic Tinted Clearcoat



Bronze Fire*



Blue Jeans*



Magnetic*



Green Gem*




Shadow Black


Interiors




1 Dune Cloth



2 Ebony Cloth




3 Dune Leather




4 Ebony Leather



5 Dune Leather with Perforated Inserts




6 Ebony Leather with Perforated Inserts



7 Mesa Brown Leather with Perforated Inserts



8 Ebony Luxury Leather with Perforated Inserts and Agate Tuxedo Stripe



9 Brunello Luxury Leather with Perforated Inserts and Agate Tuxedo Stripe

Exteriors	Interiors											
	XLT						Limited	King Ranch®	Platinum			
White Platinum Metallic Tri-coat ¹	1	2	3	4	5	6	5	6	7	8	9	
Oxford White	1	2	3	4	5	6	5	6				
Ingot Silver		2		4		6	5	6			8	9
Ruby Red Metallic Tinted Clearcoat ¹	1	2	3	4	5	6	5	6	7	8	9	
Bronze Fire	1	2	3	4	5	6	5	6	7	8	9	
Blue Jeans	1	2	3	4	5	6	5	6	7	8	9	
Magnetic	1	2	3	4	5	6	5	6			8	9
Green Gem	1	2	3	4	5	6	5	6	7	8	9	
Shadow Black	1	2	3	4	5	6	5	6	7	8	9	

3, 4 Available on XLT (requires Equipment Group 201A) 5, 6 Available on XLT (requires Equipment Group 202A)

¹Additional charge.

Colors are representative only. See your dealer for actual paint/trim options.

*Metallic.



Limited EL in Ruby Red Metallic Tinted Clearcoat accessorized with smoked hood and side window deflectors, flat splash guards, roof-mounted ski carrier by THULE,^{®1} and trailer towing accessories

Cargo area protector

All-weather floor mats

Remote Access

Dual Headrest DVD by INVISION™¹

Exterior

- Flat splash guards
- Full vehicle covers¹
- Hood and side window deflectors
- Hood protector¹
- Locking fuel plug
- Racks and carriers¹
- Roof crossbars
- Sportz[®] tent¹
- Trailer towing accessories
- Wheel lock kits

Interior

- All-weather and premium carpeted floor mats
- Cargo organizers and protectors
- Illuminated door sill plates
- Interior light kit
- Leather-trimmed interior seating¹
- Protective seat covers¹
- Tablet cradle¹

Electronics

- Dual headrest DVD¹
- Keyless entry keypad
- Remote Access
- Remote start systems
- Warning sensor systems¹



Go Further

ford.com/expedition

Follow Ford:



New Vehicle Limited Warranty. We want your Ford Expedition ownership experience to be the best it can be. Under this warranty, your new vehicle comes with 3-year/36,000-mile bumper-to-bumper coverage, 5-year/60,000-mile Powertrain Warranty coverage, 5-year/60,000-mile safety restraint coverage, and 5-year/unlimited-mile corrosion (perforation) coverage – all with no deductible. Please ask your Ford Dealer for a copy of this limited warranty.

Roadside Assistance. Covers your vehicle for 5 years or 60,000 miles, so you have the security of knowing that help may be only a phone call away should you run out of fuel, lock yourself out of the vehicle or need towing. Your Ford Dealer can provide complete details on all of these advantages.

Ford Credit. Get the ride you want. Whether you plan to lease or finance, you'll find the choices that are right for you at Ford Credit. Ask your Ford Dealer for details or check us out at fordcredit.com.

Ford Extended Service Plan. For a purchase or lease, the Ford Extended Service Plan (ESP) gives you peace-of-mind protection designed to cover key vehicle components and protect you from the cost of unexpected repairs. Ask your dealer for a Ford ESP, the only service contract backed exclusively by Ford and honored at all Ford Lincoln dealerships.

Insurance Services. Get Ford Motor Company quality in your auto insurance. Our program offers industry-leading benefits and competitive rates. Call 1-877-367-3847, or visit us at fordvip.com for a no-obligation quote. Insurance offered by American Road Services Company (in CA, American Road Insurance Agency), a licensed agency and subsidiary of Ford Motor Company.

Ford Original Accessories will be warranted for whichever provides you the greatest benefit: 24 months/unlimited mileage, or the remainder of your Bumper-to-Bumper 3-year/36,000-mile New Vehicle Limited Warranty. Ford Licensed Accessories (FLA) are warranted by the accessory manufacturer's warranty. FLA are designed and developed by the accessory manufacturer and have not been designed or tested to Ford Motor Company engineering requirements. Contact your Ford Dealer for details and/or a copy of all limited warranties.

Comparisons based on competitive models (class is Extended Utilities), publicly available information and Ford certification data at time of release. Vehicles may be shown with optional equipment. Features may be offered only in combination with other options or subject to additional ordering requirements/limitations. Dimensions shown may vary due to optional features and/or production variability. Information is provided on an "as is" basis and could include technical, typographical or other errors. Ford makes no warranties, representations, or guarantees of any kind, express or implied, including but not limited to, accuracy, currency, or completeness, the operation of the information, materials, content, availability, and products. Ford reserves the right to change product specifications, pricing and equipment at any time without incurring obligations. Your Ford Dealer is the best source of the most up-to-date information on Ford vehicles.

HD Radio is a proprietary trademark of iBiquity Digital Corp. INVISION is a trademark of VOXX International Corporation. iPhone and Siri are trademarks of Apple Inc., registered in the U.S. and other countries. King Ranch is a registered trademark of King Ranch, Inc. SiriusXM services require a subscription, sold separately by SiriusXM after trial period. Fees and taxes apply. All fees and programming subject to change. Sirius satellite service is available only to those in the 48 contiguous USA, D.C. and PR (with coverage limitations). Our Internet radio service is available throughout our satellite service area and in AK and HI. Some channels not available in all lineups. Sirius, XM and all related marks and logos are trademarks of Sirius XM Radio Inc. Sony is a registered trademark of the Sony Corporation. The Bluetooth word mark is a trademark of the Bluetooth SIG, Inc. THULE is a registered trademark of Thule Sweden AB. Wi-Fi® is a registered trademark of the Wi-Fi Alliance®.



[Click here to learn more about your Expedition](#)