



TUCSON
2016



NEW THINKING. NEW POSSIBILITIES.

Status quo is nothing more than a starting point for our research and development. Through new thinking we continue to uncover new territories in innovation, engineering and design. A vehicle is no longer simply a means of transportation; it is an extension of you. By questioning and not simply accepting convention, we continue to push the boundaries to provide new possibilities and experiences that go beyond your expectations.

This is the [H-Factor](#).



BREAK FREE FROM THE EVERYDAY

The all-new 2016 Tucson goes beyond what you would expect in a compact SUV with an ingenious design that breaks away from convention. Re-engineered for excitement and versatility, the 2016 Tucson delivers sporty driving dynamics and a completely redesigned platform that maximizes interior space and is filled with advanced safety technology. The result? A vehicle that is fun to drive, easy to load, and helps keep you safe on the road.



ATHLETIC AND TAILORED DESIGN

The latest embodiment of our evolving Fluidic Sculpture design philosophy, the all-new 2016 Tucson was completely reimagined at our Design Centre in Frankfurt, Germany. A dominant front grille is surrounded by advanced lighting technology, featuring standard LED Daytime Running Lights, projection headlights with integrated LED accents and available High Intensity Discharge (HID) headlights with a Dynamic Bending Light (DBL) system. The wide stance is embraced by athletic side character lines and available 19-inch alloy wheels framed by bold wheel arches.

2016

EXTERIOR HIGHLIGHTS



May not be exactly as shown.



AVAILABLE LED HEADLIGHTS



AVAILABLE LED TURN SIGNAL INDICATORS



AVAILABLE HIGH INTENSITY DISCHARGE (HID) HEADLIGHTS WITH DYNAMIC BENDING LIGHT (DBL) SYSTEM



AVAILABLE FRONT DOOR HANDLE WELCOME LIGHTS



AVAILABLE LED TAIL LIGHTS

A LOOK THAT INSPIRES ADVENTURE

Step inside and enter a refined cabin that has been engineered for comfort and designed for space. The centre console features a horizontal wing-shaped orientation for optimal driver access and the instrument cluster has been positioned towards the windshield for improved visibility and reduced distraction. Built on an all-new platform, the 2016 Tucson offers generous interior dimensions with 877 litres of cargo capacity – and that's with all seats upright! For even more cargo versatility, rear seats can fold-flat for a total 1,754 litres of storage capacity and split-fold 60/40 to accommodate passenger seating and longer items when needed. Add a wealth of premium features such as standard Bluetooth controls®, heated and available ventilated front seats, available heated rear seats and heated steering wheel and the 2016 Tucson will have you arrive in comfort.



**STANDARD HEATED FRONT SEATS AND AVAILABLE
VENTILATED FRONT SEATS**



May not be exactly as shown.



EFFICIENT POWER

Those who seek high levels of driving efficiency will immediately love the available engine options in the all-new 2016 Tucson. Choose between the standard 164 horsepower, 2.0L Gasoline Direct Injection (GDI) engine, or the all-new 1.6L Turbocharged, GDI engine. It delivers a powerful 175 horsepower, 195 lb-ft of torque and is mated to a 7-speed Dual Clutch Transmission for optimal performance. With the innovative Drive Mode Select system to choose between different steering responses, and available All-Wheel Drive (AWD) system, the Tucson makes it easy to take off for a road trip, or to tackle those errands with ease around town.

INNOVATIVE SAFETY

The all-new 2016 Tucson's available safety features turn technology into tools that help give you added awareness, control and peace of mind. In addition to the available driver assistance and situational awareness technologies, the extensive list also includes a standard rearview camera and six airbags¹.



Autonomous Emergency Braking⁶

The available Autonomous Emergency Braking function uses a forward camera and radar sensors to detect rapid closing speeds to the vehicle ahead, providing warning notifications to the driver of potential forward collisions. At speeds under 80 km/h, the system can provide full braking assistance to help avoid a potential collision.



Blind Spot Detection³ with Rear Cross-Traffic Alert⁴

Blind Spot Detection uses radar to detect when a vehicle is in the driver's blind spot and provides both an audible and a visual alert to help keep you aware as you move down the road. When reverse gear is selected, Rear Cross-Traffic Alert helps identify and warn the driver of vehicles approaching from the side, even before they come into view of the standard rearview camera.



Lane Departure Warning System⁵

Drift outside your lane without signaling and this available system is designed to inform you with audible and visual cues.



Airbag Protection All Around

Every Tucson is equipped with six airbags¹ including dual front and front seat-mounted side-impact airbags for front seat passengers and two side-curtain airbags with rollover sensors for both front and outboard rear passengers.



Standard Rearview Camera

Whether you are pulling out from a narrow driveway or parking parallel in-between two cars, the standard rearview camera will help guide you (available 8-inch touch-screen shown).



Rear Parking Assist Sensors

Help ease reverse driving with the available Rear Parking Assist Sensors. Audible alerts, with increasing frequency, are used to notify the driver of objects behind them.

2016

TUCSON FEATURES



THE SAFETY OF STEERING WHEEL-MOUNTED CONTROLS

All the controls you need are mounted right within reach. Control your audio stations and volume levels, speed with cruise control, and Bluetooth® hands-free phone system with just the press of a button on the steering wheel. An available heated steering wheel adds an extra level of comfort.



PREMIUM AUDIO SYSTEM

The available premium audio system includes an external amplifier and 8 speakers strategically placed inside the cabin to provide equal listening pleasure – offering an immersive, surround sound experience for all occupants.



REAR SEAT COMFORT

Your rear seat passengers will thank you for the luxury of available rear air conditioning vents and available heated rear seats.



SMART POWER LIFTGATE

The available proximity activated Smart Power Liftgate senses your presence when you stand within three feet of the trunk for three seconds with the proximity key. With no extra movement or motion, the trunk automatically opens so you can unload your two hands worth of cargo, effortlessly.



DRIVER COMFORT

Optimize your comfort for every season. Standard 3-stage heated front seats have been included for comfort during those colder months, and when it starts to heat up during spring and summer, you can enjoy the available ventilated front seats. Add the available 8-way power driver seat with 2-way power lumbar support into the mix, and you have driver comfort all year long.



8-INCH TOUCH-SCREEN NAVIGATION SYSTEM WITH REARVIEW CAMERA

Help avoid wrong turns with concise maps and directions thanks to an available touch-screen navigation system with rearview camera.




ADVANCED ILLUMINATION

Every 2016 Tucson is equipped with standard projection headlights with LED accents and LED Daytime Running Lights for added visibility. When the road turns, available High Intensity Discharge (HID) headlights with Dynamic Bending Light (DBL) system enables the headlights to swivel along the bends and curves in your path. Full LED headlights offer optimum lighting strength on 1.6T Ultimate models (available LED headlights shown).



ENHANCED UTILITY AND STORAGE

The all-new 2016 Tucson offers exceptional, enhanced storage versatility for your day-to-day. Rear seats now have the ability to fold completely flat and split-fold 60/40 to meet your cargo needs. An improved storage capacity of 877 litres with all seats positioned up right, and 1,754 litres with rear seats folded down provides ample room to pack up for day trips around the city.



PANORAMIC SUNROOF

Catch the rays or shooting stars with the available panoramic sunroof that spans above both front and rear passengers.



PROXIMITY KEYLESS ENTRY WITH PUSH-BUTTON IGNITION

Approach the 2016 Tucson with the available proximity key and experience the ultimate convenience. The technology makes entering the Tucson as easy as pressing the button on the driver door handle, which is illuminated with LED lights as you approach the vehicle with the proximity key in your purse or pocket.

5

5-YEAR/100,000 KM
**COMPREHENSIVE LIMITED
WARRANTY***

5-YEAR/100,000 KM
POWERTRAIN WARRANTY

5-YEAR/100,000 KM
EMISSION WARRANTY

5-YEAR/UNLIMITED KM
**ROADSIDE ASSISTANCE
PROGRAM****

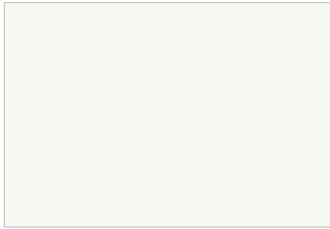


You will see that a number of our vehicles have been awarded with multiple awards from the most reputable third party organizations, so you can take their word when it comes to the quality, design and safety of our vehicles. This quality is equally matched by the quality of our warranty. We stand confidently behind our products to give you the ultimate peace of mind with a 5-year/100,000 km comprehensive limited warranty, one of the best-backed warranties in Canada. We also provide a 5-year/unlimited km Roadside Assistance Program** featuring flat tire changing, lockout service and more. Just one toll-free call away, 24 hours a day.


THERE'S NO SUBSTITUTE FOR
PEACE OF MIND

COLOURS

EXTERIOR



WINTER WHITE



ASH BLACK




CHROMIUM SILVER



COLISEUM GREY



RUBY WINE



MOJAVE SAND

Not available on 2.0L FWD model.



SEDONA SUNSET


Available on 1.6T Limited and 1.6T Ultimate models only.



CARIBBEAN BLUE


Not available on 2.0L FWD model.

INTERIOR



GREY CLOTH

Standard on 2.0L FWD model.




BLACK CLOTH

Standard on 2.0L Premium and 1.6T Premium models.




BLACK LEATHER

Standard on 2.0L Luxury, 1.6T Limited and 1.6T Ultimate models.



GREY LEATHER

Available on 2.0 Luxury and 1.6T Ultimate models (Coliseum Grey and Ash Black exterior colours only).



BEIGE LEATHER

Available on 2.0L Luxury and 1.6T Ultimate models (Ruby Wine, Winter White and Ash Black exterior colours only).

WHEELS*



**17-inch Alloy Wheel
(2.0L Premium and
2.0L Luxury models)**



**19-inch Alloy Wheel
(1.6T Premium,
1.6T Limited and
1.6T Ultimate models)**

Choice of interior colour depends upon model and/or exterior colour selection. Due to the print production process, the colours shown throughout this brochure may vary slightly from actual hue. Textures may not be exactly as shown. Visit hyundaicanada.com or see your dealer for details. *Standard 17-inch steel wheel with wheel cover not shown.



WHEEL LOCK NUTS

Help protect your valuable wheels and tires from theft with a set of Hyundai wheel lock nuts.

MUD GUARD KIT

Custom-fit mud guards keep the dirt and debris of everyday driving where it belongs.

CARGO TRAY

Add years to the interior of your Hyundai by protecting it from spills and messy loads with a durable, custom-fit cargo tray.

TRAILER HITCH KIT

Designed to meet your towing needs, a Hyundai hitch can accommodate a wide variety of hitch-mounted accessories. Kit includes the trailer hitch, ball mount and end cap.

CROSS RAILS

This durable, quick-locking cross rail system lets you transport cargo easily, without sacrificing interior room.

CARGO COVER

Keep your valuables safe and out of sight with an easily removable cargo cover.

BLOCK HEATER

Engineered for your Hyundai, a block heater will help ensure fast starts and reduce engine wear in extreme weather.

PREMIUM ALL WEATHER FLOOR LINERS

Premium all weather floor liners were designed to cover the interior carpet providing maximum protection against the elements that other mats cannot offer. Their unique and durable design features a non-slip surface for added comfort and a long lasting premium look.

For more information on additional accessories please visit hyundaicanada.com, or visit your dealer for details.

ACCESSORIES

TUCSON SPECIFICATIONS

2.0L FWD STANDARD EQUIPMENT INCLUDES:

2.0L DOHC I4 with GDI and D-CVVT	3.5" monochrome LCD instrument cluster display
6-speed automatic transmission with SHIFTRONIC® manual mode	AM/FM/Satellite Radio/CD/MP3 audio system with 6 speakers and iPod®/USB auxiliary input jacks with 5" touch-screen display
17" steel wheels with P225/60R17 all-season tires	Remote keyless entry with alarm
6 airbags – front impact (2), front seat-mounted side impact (2), side impact curtains (2)	6-way adjustable driver's seat including height adjustment
Anti-lock Braking System (ABS) with Electronic Brake-force Distribution (EBD) and Brake Assist (BA)	Second-row 60/40 split-folding seats with 2-stage recline function and center armrest
Bluetooth® hands-free phone system	Integrated rear spoiler
Steering-wheel mounted audio, cruise and phone controls	Front 3-stage heated seats
Projection headlights with LED accents	Windshield wiper de-icer
Dual integrated blind spot mirrors	Fog lights
Air conditioning with manual temperature control	SACHS® amplitude selective dampers
Rearview camera	Automatic headlights with LED Daytime Running Lights

2.0L PREMIUM INCLUDES 2.0L FWD STANDARD EQUIPMENT PLUS:

17" alloy wheels with P225/60R17 all-season tires	Blind Spot Detection (BSD) system with Lane Change Assist (LCA) and Rear Cross-Traffic Alert (RCTA)
Roof rack side rails	Integrated side mirror LED turn signal repeaters
Driver and front passenger illuminated vanity mirrors and glove box	Leather-wrapped steering wheel and shift knob
Driver and passenger auto-up/down safety power windows	Front solar glass and rear privacy glass
Heated second row seats	Optional: All-Wheel Drive

2.0L LUXURY INCLUDES 2.0L PREMIUM STANDARD EQUIPMENT PLUS:

All-Wheel Drive	Smart Power Liftgate
Power adjustable driver's seat with power lumbar support	Electrochromic auto-dimming inside rearview mirror with HomeLink®
Leather seating surfaces	8.0" touch-screen navigation system and shark-fin antenna
Proximity keyless entry with push-button ignition	Premium audio with external amplifier and 8 speakers
Front door handle welcome lights	Leather-wrapped instrument panel
Panoramic sunroof with LED map light	Door beltline chrome molding
Heated steering wheel and Dual-zone automatic climate control	

1.6T PREMIUM INCLUDES 2.0L PREMIUM STANDARD EQUIPMENT PLUS:

1.6T DOHC I4 with turbocharger, GDI and D-CVVT	Premium front and rear fascias
7-speed Dual Clutch Transmission (DCT)	Chrome-tipped dual exhaust
19" alloy wheels with P245/45R19 all-season tires	Optional: Heated steering wheel and Dual-zone automatic climate control
Power adjustable driver's seat with adjustable lumbar support	

1.6T LIMITED INCLUDES 1.6T PREMIUM STANDARD EQUIPMENT PLUS:

Leather seating surfaces	Supervision cluster with 4.2" LCD display
Smart Power Liftgate	Aluminum door scuff plates
Premium door panel inserts	Panoramic sunroof with LED map light
Electrochromic auto-dimming inside rearview mirror with HomeLink®	HID headlights with Dynamic Bending Light (DBL) system
Power-adjustable passenger's seat	LED tail lights
Premium audio with external amplifier and 8 speakers	8.0" touch-screen navigation system and shark-fin antenna
Rear Parking Assist Sensors (RPAS) with switch	Heated steering wheel and Dual-zone automatic climate control
Proximity keyless entry with push-button ignition	Leather-wrapped instrument panel
Front door handle welcome lights	Door beltline chrome molding

1.6T ULTIMATE INCLUDES 1.6T LIMITED STANDARD EQUIPMENT PLUS:

Autonomous Emergency Braking (AEB)	Leather-wrapped driver's inboard knee bolster panel
Forward Collision Warning (FCW)	Chrome grille and exterior door handles
Lane Departure Warning System (LDWS)	Chrome garnish on switch (all doors)
Ventilated front seats	LED headlights (low-beam)

2.0L GDI 1.6T GDI

ENGINE	2.0L GDI	1.6T GDI
Type	2.0L Gasoline Direct Injection (GDI) 4-cylinder engine	1.6L Turbo-GDI 4-cylinder engine
Engine size	2.0L (1,999cc)	1.6L (1,591cc)
Cam design	DOHC	DOHC
Block/Head composition	Aluminum/Aluminum	Aluminum/Aluminum
Horsepower @ RPM	164 @ 6,200 RPM	175 @ 5,500 RPM
Torque (lb-ft) @ RPM	151 lb-ft @ 4,000 RPM	195 lb-ft @ 1,500-4,500 RPM
Bore and stroke (mm)	81 X 97	77 X 85.44
Compression ratio (:1)	11.500	10.100
Intake system	2-step variable	Turbocharged
Exhaust	Single tip	Single twin tip
Engine oil (total, L)	4.0	4.5
Hood insulator	Standard	Standard
Anti-knock control	Standard	Standard
Recommended fuel	Regular unleaded	Regular unleaded

ELECTRICAL

Ignition system	Electronic/Distributorless	
Starter	1.2 kW	0.9 kW
Alternator	13.5 V / 150 A	13.5 V / 130 A
Battery	68 AH	

BRAKING

Type	Anti-lock Braking System (ABS) with Electronic Brake-force Distribution (EBD)	
Front	305 mm x 25 mm / Ventilated disc / Single piston	
Rear	302 mm x 10 mm / Solid disc / Single piston	
Parking brake (mm)	Foot brake	

STEERING

Type	Rack-mounted Motor Driven Power Steering (R-MDPS)	
Overall ratio (:1)	FWD 14.37 / AWD 14.38	14.38
Turns (lock to lock)	2.71	
Turning radius (m)	5.3	

SUSPENSION

Front / Rear	MacPherson strut / Multi-link	
Front stabilizer bar / Rear stabilizer bar (mm)	24.7 / 23.0	

BODY / CHASSIS

Type	Unibody	
Primary materials	High tensile steel	
Drag coefficient (cd)	0.33	

VOLUME (L)

Interior volume	3,771	
Passenger interior volume	2,894	
Cargo capacity, rear seats up	877	
Cargo capacity, rear seats down	1,754	

WEIGHTS / CAPACITIES

Curb weight (kg)	FWD 1,508 – 1,560 / AWD 1,583 – 1,634	1,587 – 1,683
Gross weight (kg)	FWD 2,080 / AWD 2,150	2,170
Fuel tank capacity (L)	62	

FUEL ECONOMY (L/100KM)* – 5 CYCLE TESTING METHOD

2.0L FWD City / Hwy / Combined	10.1 / 7.6 / 9.0	–
2.0L AWD City / Hwy / Combined	11.0 / 9.0 / 10.1	–
1.6T AWD City / Hwy / Combined	–	9.9 / 8.4 / 9.2

• = Standard - = Not Available ◦ = Optional

		2.0L FWD	2.0L PREMIUM	2.0L LUXURY	1.6T PREMIUM	1.6T LIMITED	1.6T ULTIMATE
PERFORMANCE							
Engine	2.0L GDI 4-cylinder engine	•	•	•	-	-	-
	1.6L Turbo-GDI 4-cylinder engine	-	-	-	•	•	•
Transmission	6-speed automatic with OD lock-up torque converter, electronic shift lock system	•	•	•	-	-	-
	7-speed Dual Clutch Transmission (DCT)	-	-	-	•	•	•
Drive configuration	Front Wheel Drive (FWD)	•	•	-	-	-	-
	All-Wheel Drive (AWD)	-	◦	•	•	•	•
EXTERIOR							
Wheels and tires	17" x 7.0J wheels	•	•	•	-	-	-
	19" x 7.5J wheels	-	-	-	•	•	•
	P225/60R17 all-season tires	•	•	•	-	-	-
	P245/45R19 all-season tires	-	-	-	•	•	•
Exterior lighting	Projector headlights with LED accents	•	•	•	•	•	•
	LED Daytime Running Lights	•	•	•	•	•	•
	Automatic headlights	•	•	•	•	•	•
	Front fog lights	•	•	•	•	•	•
	LED headlights	-	-	-	-	-	•
	High Intensity Discharge (HID) headlights with Dynamic Bending Light (DBL) system	-	-	-	-	•	-
	LED tail lights	-	-	-	-	•	•
Outside mirrors	Power activation, body colour, manual folding	•	•	•	•	•	•
	Heated with timer	•	•	•	•	•	•
	Blind Spot Detection indicators	-	•	•	•	•	•
	Mirror-mounted LED turn signal indicator	-	•	•	•	•	•
Moldings and trim	Chrome window belt moldings	-	-	•	-	•	•
	Premium front and rear fascias	-	-	-	•	•	•
	Chrome door handles	-	-	-	-	-	•
	Chrome front grille	-	-	-	-	-	•
Glass	Solar glass (B-pillar forward)	•	•	•	•	•	•
	Rear window privacy glass	•	•	•	•	•	•
Wipers	Front windshield, 2-speed with variable intermittent with washer	•	•	•	•	•	•
	Windshield wiper de-icer	•	•	•	•	•	•
	Rear windshield, 2-speed with washer	•	•	•	•	•	•
INTERIOR							
Seating	Cloth surface	•	•	-	•	-	-
	Leather surface	-	-	•	-	•	•
	Multi-adjustable bucket seats	•	•	•	•	•	•
	6-way adjustable driver's seat	•	•	-	-	-	-
	8-way power adjustable driver's seat with 2-way power lumbar support	-	-	•	•	•	•
	Heated front seats (3-stage)	•	•	•	•	•	•
	Power passenger seat	-	-	-	-	•	•
	Ventilated front seat	-	-	-	-	-	•
	60/40 split fold-down and reclining rear seatback with adjustable head restraint	•	•	•	•	•	•
	Dual level cargo floor	•	•	•	•	•	•
Heated rear seats (2-stage)	-	•	•	•	•	•	
Multimedia	AM/FM/SiriusXM™/CD/MP3 with 5.0" touch-screen display and 6 speakers	•	•	-	•	-	-
	8.0" navigation system with touch-screen audio system and 8 speakers	-	-	•	-	•	•
	Rearview camera	•	•	•	•	•	•
	Rear Park Assist Sensors	-	-	-	-	•	•
	iPod® / USB and MP3 auxiliary input jacks (center console mounted)	•	•	•	•	•	•
	Bluetooth® hands-free phone system	•	•	•	•	•	•

		2.0L FWD	2.0L PREMIUM	2.0L LUXURY	1.6T PREMIUM	1.6T LIMITED	1.6T ULTIMATE
INTERIOR (continued)							
Interior trim	Deluxe door scuff	-	-	-	-	•	•
	Dual illuminated vanity mirrors	-	•	•	•	•	•
HVAC	Manual air conditioning with auto-defogging system	•	•	-	•	-	-
	Dual-zone automatic climate control with CleanAir Ionizer	-	-	•	◦	•	•
	Cabin air filter	•	•	•	•	•	•
	Floor console mounted rear seat vents	•	•	•	•	•	•
Steering wheel	Rear window defroster with timer	•	•	•	•	•	•
	Heated steering wheel	-	-	•	◦	•	•
	Leather-wrapped steering wheel	-	•	•	•	•	•
	Audio controls with volume, mode and seek	•	•	•	•	•	•
Convenience	Cruise control	•	•	•	•	•	•
	Manual tilt-and-telescopic steering column adjust	•	•	•	•	•	•
	Supervision cluster with 4.2" TFT LCD screen	-	-	-	-	•	•
	Panoramic sunroof	-	-	•	-	•	•
	Smart Power Liftgate	-	-	•	-	•	•
	Driver window auto up/down with pinch protection	-	•	•	•	•	•
	Power door locks	•	•	•	•	•	•
	Remote keyless entry system with alarm	•	•	•	•	•	•
	Electrochromic rearview mirror with HomeLink®	-	-	•	-	•	•
	Cup holders – 2 front center / 2 rear center	•	•	•	•	•	•
12-volt outlet center with hinged cap – 2 front, 1 rear	•	•	•	•	•	•	
Proximity keyless entry with push-button ignition	-	-	•	-	•	•	
SAFETY							
Safety	Airbags (6) ¹ – Front impact (2), front seat-mounted side impact (2), front/rear side curtain (2)	•	•	•	•	•	•
	Electronic Stability Control (ESC) with Traction Control System (TCS) ²	•	•	•	•	•	•
	Anti-lock Braking System (ABS) with Brake Assist (BA) and Electronic Brake-force Distribution (EBD)	•	•	•	•	•	•
	Vehicle Stability Management (VSM)	•	•	•	•	•	•
	Blind Spot Detection (BSD) ³ with Lane Change Assist (LCA) and Rear Cross-Traffic Alert (RCTA) ⁴	-	•	•	•	•	•
	Lane Departure Warning System (LDWS) ⁵	-	-	-	-	-	•
	Autonomous Emergency Braking (AEB) ⁶	-	-	-	-	-	•
Backup warning sensors	-	-	-	-	•	•	
Security	Anti-theft system integrated with Remote keyless entry	•	•	•	•	•	•
EXTERIOR DIMENSIONS							
Wheelbase	2,670 mm						
Overall length	4,475 mm						
Overall width excluding mirrors	1,850 mm						
Overall height with roof rack side rails	1,650 mm						
Minimum ground clearance	162 mm						
INTERIOR DIMENSIONS							
Head room (1 st row / 2 nd row)	1,005 mm / 995 mm (with Panoramic roof – 963 mm / 969 mm)						
Leg room (1 st row / 2 nd row)	1,129 mm / 970 mm						
Hip room (1 st row / 2 nd row)	1,413 mm / 1,384 mm						
Shoulder room (1 st row / 2 nd row)	1,450 mm / 1,410 mm						

For more detailed specifications and information, please visit hyundaicanada.com, or visit your dealer today.

hyundaicanada.com/tucson



TM®The Hyundai name, logos, product names, feature names, images and slogans are trademarks owned by Hyundai Auto Canada Corp. Specifications, features, illustrations, accessories, materials and equipment and all other information shown in this brochure are based on the latest information available at the time of publication. Although descriptions are believed to be correct, accuracy cannot be guaranteed. Hyundai Auto Canada Corp. reserves the right to make any changes or modifications at any time, without notice or obligation, including, without limitation, in colour, specifications, features, accessories, materials, equipment and models. Some vehicles are shown with optional equipment. All Hyundai warranties have no deductible. ¹Hyundai's Comprehensive Limited Warranty coverage covers most vehicle components against defects in workmanship under normal use and maintenance conditions. ²Hyundai's 24-Hour Roadside Assistance Program is a limited service and does not cover certain costs or expenses. Roadside Assistance is not a warranty. ³Fuel economy figures are based on manufacturer's testing and are used for comparison purposes only. Actual fuel efficiency may vary based on driving conditions and the addition of certain vehicle accessories. ⁴The Supplemental Restraint (Airbag) System (SRS) is designed to work with the 3-point seatbelt system. The SRS deploys in certain frontal and/or side-impact conditions where significant injury is likely. The SRS is not a substitute for seatbelts, which must still be worn at all times. Children under the age of 13 should be securely restrained in the rear seat. NEVER place a child-seat in the front seat of a Hyundai vehicle. ⁵Electronic Stability Control (ESC) and Traction Control System (TCS) are meant to enhance conscientious driving habits and are not a substitute for safe driving practices. ESC cannot control your vehicle's stability under all driving situations. No system, no matter how advanced, can overcome physics or correct poor driving. Speed, road conditions and driver steering input will affect whether ESC can help prevent loss of control. See Owner's Manual for details. ⁶Never rely completely on Blind Spot Detection (BSD) and be sure to use proper lane changing procedures. BSD will not detect every object or vehicle and will not prevent accidents. Always look over your shoulder and use your mirrors to confirm clearance. See Owner's Manual for further details and limitations. ⁷Never rely exclusively on the Rear Cross-Traffic Alert. Always look over your shoulder and use your mirrors to confirm rear clearance. There are limitations to the function, detection, range and clarity of the system. The system may not detect every vehicle. This system does not detect stationary objects. Vehicle must be in reverse and has to be traveling at 10 km/h or less. See Owner's Manual for further details and limitations. ⁸The Lane Departure Warning System operates when vehicle speed exceeds 70 km/h and only when the lane markings are clearly visible on the road and detected by the system. It will not prevent loss of control. See Owner's Manual for more information and limitations. ⁹Autonomous Emergency Braking (AEB) is designed to detect vehicles whose tail lights are directly in front of the Tucson. AEB will not detect all objects. AEB initiates full braking at speeds between 8 and 80 km/h. AEB is not a substitute for safe driving. Always check your surroundings when driving. See Owner's Manual for details and limitations. The SiriusXMTM name is a trademark of SiriusXM Satellite Radio Inc., Bluetooth[®] word mark and logos are registered trademarks owned by Bluetooth SIG, Inc., iPod[®] is a registered trademark of Apple Inc., HomeLink[®] is a registered trademark of Johnson Controls Inc. All other trademarks and trade names are those of their respective owners.

