

FREIGHTLINER

VOCATIONAL TRUCKS
BUSINESS CLASS® M2



Built for durability. Engineered for power.



The Business Class® M2 line of trucks offers unparalleled benefits that help businesses increase productivity, performance and profitability. Available in 106- and 112-inch BBC platforms, the Business Class M2 supports a wide range of bodies and chassis-mounted equipment, making it the ideal solution for pickup and delivery, towing, food and beverage distribution, tanker and fire/emergency applications. Vocational models are available for specialized jobs such as refuse, construction, utility and government/municipality.

Designed for the demands of your business.

Driving in a challenging environment requires a truck that's agile, comfortable and easy to drive. That's why the Business Class M2 delivers a tight turning radius, and its optional automatic transmission is easy on new and experienced drivers alike. And because driver comfort is key, this truck features a spacious cab with low step-in height, an advanced heating and cooling system and a smooth, quiet ride.

BUSINESS CLASS M2



Best overall value.

Increased efficiency leads to increased profits, so the Business Class M2 offers great fuel economy and easy maintenance for maximum productivity with minimum downtime. Adding to the value of ownership is Freightliner's legendary customer support, a network of more than 400 dealers across North America and a 24-hour assistance hotline that will keep you operating at peak efficiency day in and day out. The Business Class M2 is more than just a vehicle. It's a clear business advantage.



Versatility and efficiency to meet the demands of today's business.



BUSINESS CLASS M2 106

The all-around performer.

The Business Class M2 106 is the true utility player of the family, offering the perfect platform for a variety of applications. Available as a truck or a tractor, it is extremely agile, featuring up to a 55-degree wheel cut, set-back front axle and swept-back bumper for excellent maneuverability in tight urban situations.

With a GVWR of up to 60,000 pounds, this medium-duty vehicle supports a wide range of bodies and chassis-mounted equipment. It comes standard with a powerful yet fuel efficient Cummins® ISB or ISC engines, with horsepower ratings from 200-380 hp. It's available with manual, automatic and automated transmissions from Eaton® Fuller® and Allison, as well as Freightliner's SmartShift® option that offers hands-on-the-wheel shifting.

Stylish and practical, the Business Class M2 106 features an aerodynamic sloped hood, low profile dash and an expansive 2,500 square-inch windshield that gives drivers unparalleled visibility. With a multiplex wiring system, clear frame rails and a variety of exhaust packages, you can get the configuration you need for the job at hand.



BUSINESS CLASS M2 106V

For applications requiring a front engine PTO.

Freightliner's Business Class M2 106V is designed for vocational applications requiring a front engine PTO and front frame extensions, such as refuse collection, snow plowing, crane and utility operations and fire/emergency needs. Front frame rail extensions in 6" and 24" lengths come standard and give a solid mounting point for hydraulic pumps, winches, front stabilizers and snowplows.

Available with front suspension ratings up to 20,000 pounds and single or dual steering gears, the Business Class M2 106V will take on jobs previously unsuited for a truck this size. It comes standard with the Cummins ISC engine with 260-380 hp. But for all its power, it is amaz-



ingly agile. Like its sibling the Business Class M2 106, it features a tight wheel cut and a lightweight aluminum cab that maximizes payload. Its 1,200 square-inch radiator provides excellent cooling capacity, capable of handling up to 80,000 pounds GVW at the highest engine rating. Also featured is the PTO shaft running below the radiator. The Business Class 106V is a perfect solution for specialized applications.



Ready to take on heavy-duty assignments.



BUSINESS CLASS M2 112

Built for power and performance.

With a GVWR of up to 80,000 pounds, the Business Class M2 112 is the truck for the most demanding situations. It comes standard with a powerful Detroit Diesel DD13™ engine, with horsepower ratings from 350-450 hp and up to 1,650 ft.-lbs. of torque. Transmission options include manual, automatic and automated transmissions from Eaton Fuller and Allison, as well as Freightliner's SmartShift option that offers hands-on-the-wheel shifting.

The Business Class M2 112 has a lightweight aluminum cab that maximizes payload and resists corrosion. It's available as a truck, tractor or truck with end-of-frame connectors. With optional spring or air suspensions—including Freightliner's TufTrac™ and AirLiner® rear suspensions rated up to 52,000 pounds—this truck delivers a smooth, even ride under the most demanding conditions. In fact, with frames of up to 3.7 million RBM and 1,500 square-inch radiators, the Business Class M2 112 can tackle the toughest jobs. Consider our clean natural gas-powered truck, the M2 112 NG, and get even tougher on operating costs.





BUSINESS CLASS M2 112V

For vocational applications requiring a front engine PTO.

The Business Class M2 112V is designed for vocational applications requiring high horsepower and a front engine PTO, such as snow plows, refuse collection and mixers. Proving the capability of front engine



PTO, it comes standard with front frame rail extensions in 12" and 24" lengths and dash-mounted PTO controls. Also standard is the Detroit Diesel DD13 engine


with horsepower ratings from 350-450 hp and up to 1,650 ft.-lbs. of torque, which offers the best combination of power, fuel efficiency and ease of service.

The Business Class M2 112V is all about choices. Select from a full range of transmissions, each with PTO capabilities. Choose from the easy-to-replace three-piece steel bumper that comes standard, or opt for the rigid one-piece bumper for severe applications. Standard is a wing dash that brings controls and gauges closer to the driver and an air-ride seat that assures a smooth, comfortable ride. For operating in adverse conditions, the cab features a precise HVAC system that keeps temperatures constant and an insulation package that protects against noise and temperature extremes. Whatever the job, the Business Class M2 112V is ready and willing to take on the assignment.



Powered for serious performance.

The Business Class M2 may look stylish on the outside, but underneath it's pure productivity. A broad range of engine and transmission choices allows the buyer to select the optimum combination to match virtually any business application.



Detroit Diesel DD13



Cummins ISC or ISB (shown here)

Optimized performance under the hood and on the road.

Since 1978, many different exhaust systems in Europe have incorporated SCR technology. Based on environmental advantages and payback to owners in less maintenance, increased fuel economy, better reliability and more uptime, it's clearly been proven the best EPA 2010 choice. Even so, Freightliner and the majority of the vocational trucking industry didn't take the decision to go with SCR lightly. We've driven more than 30 million SCR test miles in North America alone, including more than 2 million customer miles under real-world freight hauling conditions.

Different DEF Tanks

For ease of filling and increase of fill interval to standard maintenance intervals, Freightliner offers 6-, 13- and 23-gallon DEF tanks.

The DEF gauge is integrated into the diesel fuel gauge.

The gauge indicates the level of DEF in the tank and has a series of alerts when the tank is running low. A driver who ignores their DEF low level warnings will see de-rates and restrictions on their vehicle, but will never be stranded.

*Just watch the gauge.
It's that simple!*



ENGINES	
TYPE	RATINGS
Cummins ISB	200 - 360 hp / 520 - 800 ft.-lbs. torque
Cummins ISC	260 - 380 hp / 660 -1,050 ft.-lbs. torque
Cummins ISL G (natural gas)	up to 320 hp / 1,000 ft.-lbs. torque
Detroit Diesel DD13	350 - 450 hp / 1,250 -1,650 ft.-lbs. torque
	<i>Higher hp ratings are available for emergency service applications only.</i>
TRANSMISSIONS	
Eaton Fuller Manual	5-, 6-, 9-, 10-, 11- or 13-speed
Eaton Fuller AutoShift & UltraShift	10-speed
Allison	1000, 2000, 3000 and 4000 series
AXLES	
TYPE	CAPACITY (lbs.)
Steer	6k, 8k, 10k, 12k, 13k, 13.3k, 14k, 14.7k, 16k, 18k, 20k
Drive	10k, 12k, 13k, 15k, 17.5k, 19k, 20k, 21k, 23k, 26k, 30k
Tandem	34k, 40k, 44k, 46k, 52k, 58k

FAST FACTS ABOUT DEF

- DEF is non-toxic, biodegradable and non-flammable.
- Urea, a component of DEF, is a mild substance used in skin softening dish soap, tooth whitening formulas and as a pretzel browning agent.
- DEF has a shelf life of up to 18 months.
- DEF begins to freeze at 12° Fahrenheit.
- Start up and normal operation of vehicle is not inhibited if DEF freezes.
- The SCR system is designed to thaw DEF if it freezes.
- DEF is not damaged when frozen and is fully usable when thawed.
- If exposed to temperatures above 85° F for extended periods of time, DEF becomes less concentrated; it will still work in the SCR system, but may be consumed more rapidly than normal.
- If an improper fluid is placed in the DEF tank, shut down the engine immediately and contact your local service center.

Engineered for body builder flexibility.

Efficient placement of wiring and pneumatic lines.

Electrical, pneumatic and fuel lines are neatly organized inside the left-hand rail for most applications. This relieves congestion at the back of cab, making access easier for body builders and service technicians.

Wiring connectors eliminate splicing.

To assist body builders, Freightliner has pre-engineered standard interfaces for engine wiring and lighting. Vehicle Interface Wiring Connectors eliminate the need for splicing and provide an easy "plug and play" point for body builders to connect such things as brake lights, turn signals and tail lights. Interface connectors for the engine and transmission allow clean connections at convenient locations on the chassis for feature activation: no need to wire directly to engine or transmission control modules. The in-cab power net distribution block, available for body builder expansion, provides fused power for body controllers.

Adding switches is easy.

The Smart Switch system enables switches in the cab interior to be easily added or interchanged without removing the dashboard. Programming can be configured for specific vocational trucks, such as utility vehicles, refuse haulers, emergency vehicles and street sweepers.



Order by vocational application.

With the multiplex wiring system, body builders can modify PTO interlocks with software instead of having to design a new harness. And for new truck orders, the M2 Body Builder website, www.M2BodyBuilder.com, contains suggested data codes that allow ordering by vocational application. You can access the website 24 hours a day, without a password, for the most current information on the Business Class M2 including the M2 Body Builder Book and the M2 Electrical Reference Manual. Contact your sales professional to determine factory available data codes for your next order.



CLEAR BACK OF CAB TAILPIPE
Clear left-hand and right-hand transmission PTO mounting locations



VERTICAL ATD TAILPIPE



CLEAR UNDER CAB TAILPIPE



CURBSIDE EXIT TAILPIPE

Clear frame rails back of cab and a variety of EPA 2010 exhaust configurations suit most upfits. So whether you choose the Cummins SCR aftertreatment system or the DD13™ 1-Box, we have the perfect solution for you.



Detroit Diesel BlueTec® DD13 1-Box™

A cab that works with the driver.

The Business Class M2 has an aerodynamic aluminum cab with a steel reinforced front wall, making it strong, lightweight and rust resistant. Every aspect of the cab was designed to make the driver's job less of a job, leading to increased productivity.

To reduce fatigue for drivers who make frequent stops, the cab features a low step-in height with slip-resistant dual steps, a large door opening

and strategically placed exterior and interior grab handles. For safety, the cab's hood slopes downward for better line-of-sight, and a 2,500 sq. in. windshield provides excellent visibility for spotting potential hazards. Optional down-view mirrors and an optional lower window in the passenger door provide greater visibility in hard-to-see areas.

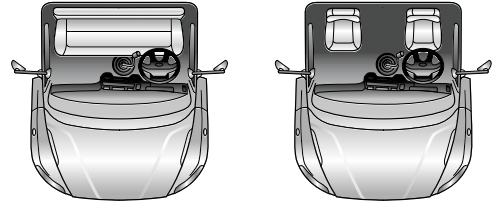
CAB CONFIGURATIONS / OPTIONS

The Business Class M2 has flexible seating options for any application. Front bench seats are available in day and crew cabs, while a rear bench seat is available in both the extended and the crew cab. Air-suspended and SCBA seats are available with most seating options. A few of the many seating configurations are shown here.




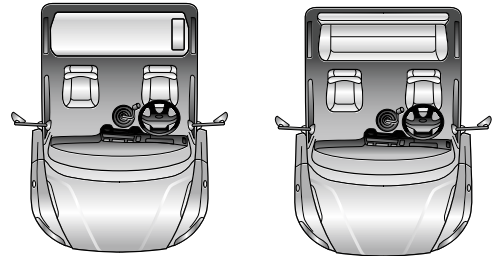
DAY CAB

- Full width bench seat
- Fixed or air suspension driver and passenger seats
- Passenger seats with SCBA, storage or locking safe provisions



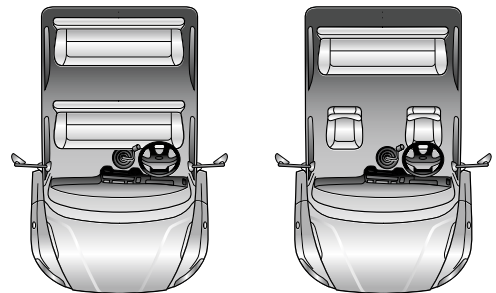
26" EXTENDED CAB

- 24" liftable bunk with storage
- Full-width rear bench seat or forward-facing rear jump seats
- Fixed or tip-out tinted side rear windows
- Cab privacy curtain



48" CREW CAB

- Rear bench or individual seats including air-suspended and SCBA
- Electric rear door windows



CAB FEATURES

- Firewall and hood liner insulation
- Single or dual, electric or air horns
- LED marker lights
- Daytime running lights
- Swivel-mounted utility lights
- Mirror-mounted AM/FM/WB/CB antennas
- Aerodynamic airshield roof deflector or roof fairing
- Bonded or roped-in tinted windshield
- Painted or chrome exterior sun visor
- Black or chrome door mounted mirrors with heat or remote control
- Tinted door glass with operating or fixed wing windows
- Door-mounted down-view mirror
- Cab side extenders
- Exterior assist handles
- Fender- or hood-mounted auxiliary convex mirrors
- Heated door-mounted auxiliary convex mirrors
- Black plastic, painted steel or stainless steel quarter fenders
- Fender extensions
- Integral headlight/marker lights mounted in hood
- Painted or chrome front grille
- Painted or chrome three-piece bumpers, flexible plastic ends available
- Clear or amber fog lights, mounted in or under bumper
- Chrome air intake

Some features may be optional.

ALL-WHEEL DRIVE AND DUAL DRIVE OPTIONS

Business Class M2 trucks can be ordered with an all-wheel drive option and several combinations of axles and suspension for optimized performance.

Sit-Down and Stand-Up Dual Drive options are available on the Business Class M2 106 and 106V truck models, is an easy-to-use feature that allows for smooth transitions from left-to-right-hand drive operations. Installed by Fontaine Modification, the right-



Interior of the Business Class M2 106 featuring the Sit-Down Dual Drive Option.

hand drive option is ideal for use in refuse collection, road striping, street sweeping and other applications where a right-hand drive option is advantageous.

The all-wheel drive option optimizes off-road performance.



A productive place to spend the day.

Sure, a truck is a business on wheels, but it's also a driver's home for eight or more hours a day. That's why we've designed the Business Class M2 with the driver in mind.

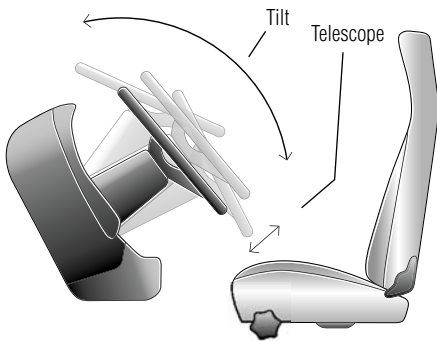
The cab is wide and deep, providing the driver much-appreciated elbow and leg room. The ergonomically designed driver's area features an automotive style dashboard, easy to read LED-backlit gauges and controls that are within easy reach. An advanced heating and air conditioning system provides excellent air flow for uniform temperature

control throughout the cab, and extensive interior insulation reduces noise and provides additional protection against the elements.

And for those who use their truck as an office, the Business Class M2 offers plenty of storage space. Items can be stored in the overhead console that comes standard or in the optional floor-mounted compartment that features a writing surface, printer provision and 12-volt power outlet.

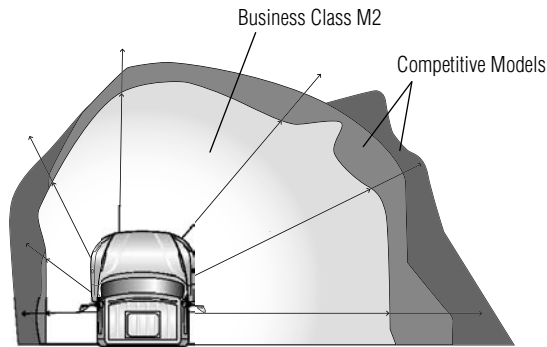


TILT AND TELESCOPE STEERING



The foot-controlled release on the adjustable steering column lets both hands stay on the wheel while providing an infinite number of adjustments.

VISIBILITY



The Business Class M2's visibility zone starts closer than that of competitive truck models, to provide better visibility for maneuverability and safety.

INTERIOR FEATURES

- Door-activated dome lights
- Overhead console with additional center storage
- Dual reading lights mounted in overhead console
- Multiple between-seat storage options including writing surface
- Electric powered door windows and door locks
- Door-mounted storage
- Two cupholders molded into lower dash
- Complete selection of driver and passenger seats including storage, safe and SCBA options
- Washer fluid level indicator
- Trip odometer, tachometer, transmission temperature and air pressure gauges
- Heater and defroster or heater, defroster and air conditioner
- AM/FM, Weatherband or Sirius Satellite radios with CD
- CB mounting provision conveniently located in overhead console
- Wing dash
 - Standard on M2 112/112V
 - Optional on M2 106/106V
- Interior convenience package
 - Woodgrain dash
 - Vinyl door trim
 - Extra overhead storage
 - Dual reading lights (day cab)

Some features may be optional.



Flat Dash




Wing Dash

Maintenance made easy.

We've designed the Business Class M2 to be easy to maintain, with quick access to critical maintenance points. The hood opens easily and features integrated splash shields that lift out of the way for better accessibility. Frequently inspected components are strategically placed, allowing for faster repairs and adjustments. See-through fluid reservoirs reduce the time spent checking fluid levels and a removable floor section allows access to the transmission without removing the floor covering.

The standard proprietary Donaldson PowerCore™ air cleaner is designed to go longer between replacements, yet still traps 99.85 percent of airborne particles before they reach the engine. The Business Class M2 features a lube-free steering shaft, a self-adjusting hydraulic clutch and suspensions that require no maintenance or lubrication.

The truck's multiplex electrical system has about half the wires of a traditional electrical system, which reduces possible failure points and allows technicians to more quickly pinpoint electrical problems. Even the three-piece bumper was designed to save repair costs by allowing partial replacement. The result is a vehicle that spends more time on the road.



Support that delivers peace of mind.

With more than 400 Freightliner dealer locations across North America, you're never far from the convenient service and support you have come to expect from the industry leader. In addition, over 200 Freightliner ServicePoint® facilities located at TravelCenters of America and Petro Stopping Centers offer certified repair and warranty work. When you need a factory-certified technician, Detroit Diesel offers more than 800 locations in North America. Freightliner also maintains strategically located parts distribution centers throughout North America, ensuring fast parts delivery to keep customers up and running.

Freightliner's Customer Assistance Center provides customers a hotline that's available 24 hours a day, seven days a week. Customers may call the toll-free number (1-800-FTL-HELP) for technical support, to arrange roadside assistance or towing services, or to locate the nearest dealer or service center.

A simple purchase process that's second to none.

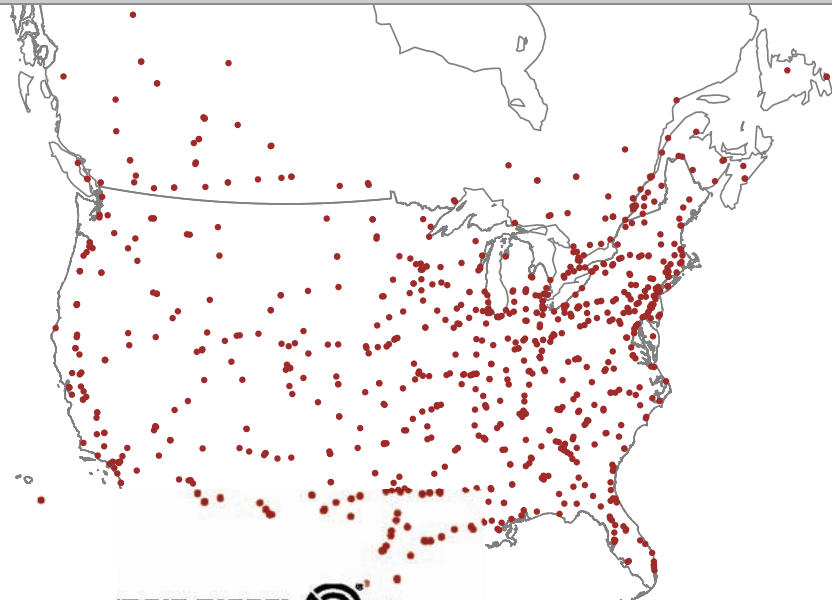
Purchasing a truck is one of the most important decisions you make. Freightliner makes the buying process easy, with highly trained sales consultants and one of the largest dealer networks in the industry, so businesses don't have to look far for their next purchase. Trucking professionals count on Freightliner dealers for reliable product information, truck parts and service, and ongoing customer support.

Financing is easy.

Daimler Truck Financial (DTF) offers a variety of options, including loans and leases tailored to the trucking industry that make financing go smoothly. DTF has been meeting the financing challenges of owner-operator and vocational customers for over 30 years. It offers finance solutions including conventional retail financing at attractive and competitive rates, a variety of terms to match cash flow, and up to 100% financing for qualified customers.

Daimler Truck Financial

Financing that works for you.



Comprehensive warranties for added peace of mind.

Freightliner stands behind its trucks every step of the way. We offer one of the most comprehensive warranties in the business, as well as a variety of extended warranties.

Reliable, affordable parts.

Freightliner's private label products, sold under the Alliance Parts brand, offer quality parts at affordable prices. From starters and batteries to belts and brake drums, Alliance parts, accessories and components fit virtually all types of heavy-duty trucks. Alliance also offers an extensive line of remanufactured components such as engines, transmissions, clutches and more. Alliance parts are sold at Freightliner dealers throughout the U.S. and Canada.



SPECIFICATIONS AND OPTIONS

ENGINE AND POWERTRAIN ACCESSORIES

- Detroit Diesel DD13 engines
- Cummins ISB engines
- Cummins ISC engines
- Cummins ISL G Natural Gas engines
- Electronic engine management system
- Maintenance-free electrostatic breather system
- Engine brakes
- Emergency service application HP ratings available
- 160 amp alternator standard, with other options available
- Several clutch options from Eaton Fuller and Sachs
- Hydraulic and mechanical clutch control options
- Engine shut-down protection system
- Exhaust and compression brakes
- Electric engine coolant preheater
- Electric oil pan heater
- Eaton Fuller 5-, 6-, 9-, 10-, 11- or 13-speed manual transmissions
- Eaton Fuller 10-speed AutoShift & UltraShift transmissions
- Allison automatic transmissions
- Factory PTO provisions
- FEPTO & REPTO acceptability

CHASSIS

- Clear frame rail back of cab
- Towing provision at end of frame
- Battery shut-off switch
- Left-hand and right-hand exhaust (horizontal or vertical)
- Taper-leaf and flat-leaf front suspension capacity from 6,000 lbs. to 20,000 lbs.
- Front shock absorbers included with taper-leaf and available for flat-leaf suspensions
- Meritor rear axles, capacity from 10,000 lbs. to 58,000 lbs.
- Freightliner AirLiner, TufTrac, multi-leaf, taper-leaf and flat-leaf suspensions to 52,000 lbs.
- Hendrickson HN/RT/RTE suspensions up to 65,000 lbs.

- Wide family of frame rails available up to 7/16" x 11-1/8" with 1/4" c-channel inner reinforcement
- Integral front frame extensions
- Driver-controlled differential lock for traction control
- Painted or chrome three-piece bumpers with flexible plastic ends available
- Optional one-piece 1/4" rigid bumper
- Clear or amber fog lights, mounted in or under bumper
- InstaHeat fuel heaters
- Black plastic, painted steel or stainless steel quarter fenders
- Alliance or Davco fuel/water separators
- Back-up alarm
- Tire sizes up to 445/65 R22.5
- Left, right or dual 30- to 120-gallon aluminum fuel tanks (cylindrical on Business Class M2 112)
- 6-, 13- or 23-gallon DEF tanks

CAB

- 106" or 112" BBC aluminum cab
- 2-door, stand-up, right-hand drive available
- Sit-down, dual drive available
- Metal door kick plates
- Available wing dash or flat dash
- Aerodynamic airshield roof deflector or roof fairing
- Cab side extenders
- Fender extensions
- Painted or chrome front grille
- Firewall and hood liner insulation
- Single or dual, electric or air horns
- Integral headlight/marker lights mounted in hood
- LED marker lights
- Daytime running lights
- Swivel-mounted utility lights
- Black or chrome door-mounted mirrors with heat or remote control
- Door-mounted down-view mirror
- Heated door-mounted auxiliary convex mirrors
- Fender- or hood-mounted auxiliary convex mirrors
- Painted or bright exterior sun visor
- Tinted door glass with operating or fixed wing windows
- Bonded or roped-in tinted windshield
- Mirror-mounted AM/FM/WB/CB antennas
- Windshield wiper motor with delay
- Hood access hatches on 106V and 112V
- Argent or bright engine air intake

DRIVER SAFETY AND COMFORT

- Driver convenience package
- Rubber, leaf spring or air cab mounts
- Exterior assist handles
- Electric powered door windows and electric door locks
- Washer fluid level indicator
- Lower right-hand door window
- Door-mounted storage
- Overhead console with additional center storage
- Heater and defroster, or heater, defroster and air conditioner
- Two cupholders molded into lower dash
- Multiple between-seat storage options including writing surface and 12-volt power supply
- Complete selection of driver and passenger seats including storage, safe and SCBA options
- Silencer package or extreme climate thermal insulation
- Door-activated dome lights
- Optional step lighting package
- Dual reading lights mounted in overhead console
- Adjustable tilt and telescoping steering column
- Trip odometer, tachometer, transmission temperature and air pressure gauges
- AM/FM, Weatherband or Sirius Satellite radios with CD
- CB mounting provision conveniently located in overhead console
- Cordura seat covers

Some options not available on all models.

Visit your local Freightliner dealer for complete specifications and options.



Competitive financing available through Daimler Truck Financial. For the Freightliner Trucks Dealer nearest you, call 1-800-FTL-HELP. www.freightlinertrucks.com. 10M, 2/10. FTL/MC-B-969. Specifications are subject to change without notice. Freightliner Trucks is registered to ISO9001:2000 and ISO 14001:2004. Copyright © 2010. Daimler Trucks North America LLC. All rights reserved. Freightliner Trucks is a division of Daimler Trucks North America LLC, a Daimler company.