

WHEELS AND WHEEL COVERS

A V E N G E R



17" Wheel Cover
Standard on
Avenger SE
[W7A]



17" Reveal Cast
Aluminum Wheel
Standard on
Avenger SXT
[WFJ]



18" Aluminum Wheel
Standard on
Avenger SXT Plus
[WPT]



18" Rallye Design Wheel
Standard on Avenger R/T
[WPK]

C A L I B E R



15" Painted
Wheel Cover
Standard on Caliber SE
[W5C]



17" Painted
Aluminum Wheel
Standard on Caliber SXT
[WFW]



17" Machined-Faced
Aluminum Wheel
Optional on Caliber SE
[WFE]



18" Polished
Aluminum Wheel
Standard on Caliber SXT Plus
[WPT]

N I T R O⁶



20" Chrome-Clad Aluminum Wheel
Standard on Nitro Heat and R/T
[WPF]



20" Painted Aluminum Wheel
Optional on Nitro Heat and R/T
[WPA]

C H A R G E R



17" Painted
Aluminum Wheel
Standard on Charger SE
and Charger SXT
[WGW]



18" Painted / Polished
Aluminum Wheel
Standard on Charger R / T
Optional on Charger SXT
[WPB]



18" Chrome-Clad
Aluminum Wheel
Standard on Charger SXT Plus
and Charger R / T Plus
[WPL]



19" Satin Carbon Finish
Aluminum Wheel
Standard on AWD Models
[WGC]



20" Chrome-Clad
Aluminum Wheel
Standard on Charger R / T Max
and Charger R / T Road and Track;
Included in Rallye Appearance
Group and Wheels and Tunes Group
[WPG]




20" Aluminum
Gloss Black Wheel
Included in BlackTop Package
[WRG]



20" Polished Forged
Aluminum Wheel
Optional on Charger R / T
Road and Track
[WPX]



20" Forged Aluminum Wheel
Standard on Charger SRT8
[WPG]



**2012 DODGE
FABRIC AND WHEEL GUIDE**

WHEELS AND WHEEL COVERS

G R A N D C A R A V A N



16" Wheel Cover
Standard on
Grand Caravan SE
[W6D]



16" Aluminum Wheel
Standard on Grand Caravan SXT
and Grand Caravan Crew
[WNF]



17" Painted Aluminum Wheel
Optional on
Grand Caravan Crew
[WGF]



17" Painted / Polished
Aluminum Wheel
Standard on Grand Caravan R / T
[WGC]

D U R A N G O



18" Painted
Aluminum Wheel
Standard on Durango SXT
and Durango Crew
[WPB]



20" Fully Painted
Aluminum Wheel
Standard on Durango R / T
[WFX]



20" Painted / Polished
Aluminum Wheel
Optional on Durango Crew
[WF3]



20" Chrome-Clad
Aluminum Wheel
Standard on Durango Citadel
[WP2]

J O U R N E Y



16" Wheel Cover
Standard on Journey SE
[W6D]



17" Cast Aluminum Wheel
Standard on Journey
SXT FWD / AWD,
Optional on Journey SE
[WFJ]



19" Painted
Cast Aluminum Wheel
Standard on Journey Crew
FWD / AWD
Optional on Journey SXT FWD / AWD
[WPG]



19" Chrome-Clad
Aluminum Wheel
Optional on Journey Crew FWD / AWD
[WPG]



19" Satin Carbon Painted
Cast Aluminum Wheel
Standard on Journey R / T FWD AWD
[WPA]

C H A L L E N G E R



18" Painted Aluminum Wheel
Standard on Challenger SXT,
Challenger SXT Plus, Challenger R / T,
Challenger R / T Plus
[WPT]



20" Chrome-Clad
Aluminum Wheel
Optional on Challenger R / T and
Challenger R / T Plus
[WPG]



20" Cast Aluminum
Chrome Wheel
Standard on Challenger
R / T Classic
[WRD]



20" Polished Forged
Aluminum Wheel
Optional on Challenger
R / T Classic
[WPX]



20" Polished Aluminum Wheel
with Black Pockets
Optional on SRT8 392
[WPA]



20" Aluminum SRT®
Design Wheel
Standard on SRT8® 392
[WP3]



Dodge, HEMI, SRT, and SRT8 are registered trademarks of Chrysler Group LLC.

dodge.com

Form No. 74-383-2266

INTERIOR SEAT FABRIC COLORS



AVENGER
Momentum Cloth
Black
SE and SXT




AVENGER
Momentum Cloth
Light Frost Beige
SE and SXT



AVENGER
Black Wallace II Bolster Cloth
Black/Red Momentum Cloth
SXT Plus



AVENGER
Z Stripe Cloth, Royale Leather Bolsters
with Caprice Vinyl
Black
R/T




CALIBER
Duet Cloth/Cubic Cloth
Dark Slate Gray
SE and SXT




CALIBER
Duet Cloth/Cubic Cloth
Medium Graystone
SE and SXT




CALIBER
Duet Cloth/Cubic Cloth
Dark Slate Gray/Red Accent Color
Optional on SXT Plus



CALIBER
Duet Cloth/Cubic Cloth
Dark Slate Gray/Blue Accent Color
Optional on SXT Plus



CALIBER
Duet Cloth/Cubic Cloth
Dark Slate Gray/Silver Accent Color
SXT Plus



CHALLENGER
Momentum Cloth/Wallace II Cloth
Dark Slate Gray
SXT, R/T



CHALLENGER
Nappa Leather
with Axis Perforated Inserts
Dark Slate Gray
SXT Plus, R/T Plus, R/T Classic



CHALLENGER
Nappa Leather with Radar Perforated
Suede Microfiber Inserts
Dark Slate Gray
SRT8[®] 392 HEMI[®]




CHARGER
Gradual/Carolina Cloth
Black
SE, SXT, R/T and
BlackTop



CHARGER
Gradual/Carolina Cloth
Light Frost Beige
SE, SXT and R/T



CHARGER
Nappa Leather/Caprice with
Protein Vinyl Black[®]
SXT Plus, R/T Plus,
R/T Max and BlackTop



CHARGER
Nappa Leather/Caprice with
Protein Vinyl Tan[®]
SXT Plus, R/T Plus
and R/T Max



CHARGER
Nappa Leather/Caprice with
Protein Vinyl Radar Red[®]
SXT Plus, R/T Plus
and R/T Max




CHARGER
Nappa Leather/Caprice with
Protein Vinyl with Suede
Insert Black
R/T Road and Track and SRT8



CHARGER
Nappa Leather/Caprice with
Protein Vinyl with Suede Insert
Radar Red
SRT8



DURANGO
Gradual Mesh/Carolina
Black
SXT and Crew



DURANGO
Gradual Mesh/Carolina
Medium Graystone
SXT and Crew




DURANGO
Digital Suede/Capri Vinyl
with Accent Stitching
Black/Red
R/T



DURANGO
Capri Leather/Capri Vinyl
with Red Accent Stitching
Black/Red
R/T



DURANGO
Capri Leather/Capri Vinyl
Black
Crew



DURANGO
Capri Leather/Capri Vinyl
Medium Graystone
Crew




DURANGO
Nappa Axis Perforated
Leather/Capri Vinyl
Black
Citadel




DURANGO
Nappa Axis Perforated
Leather/Capri Vinyl
Tan
Citadel


INTERIOR SEAT FABRIC COLORS CONTINUED



GRAND CARAVAN
Hudson Cloth/Legacy Cloth
Light Graystone
SE, SXT, Crew



GRAND CARAVAN
Hudson Cloth/Legacy Cloth
Black
SE, SXT, Crew




GRAND CARAVAN
Torino Leather Trim/Torino Leather
Trim with Axis Perforations/Torino Vinyl
Black
R/T (with Red stitching)



JOURNEY
Strobe/Seduso Cloth
Black
SE, SXT, Crew




JOURNEY
Strobe/Seduso Cloth
Light Frost Beige
SE, SXT, Crew



JOURNEY
Strobe/Seduso Cloth
Red
R/T



JOURNEY
Capri Leather Trim/Capri Vinyl
Black
Optional on Crew



JOURNEY
Capri Leather Trim/Capri Vinyl
Pearl
Optional on Crew



JOURNEY
Capri Leather Trim/Capri Vinyl
Tan
Optional on Crew



NITRO[®]
Pinnacle and Racine Cloth
Dark Slate Gray
Heat



NITRO[®]
Axis Perforated Royale Leather/
Caprice Vinyl
Dark Slate Gray
R/T

EXTERIOR PAINT/INTERIOR TRIM SELECTIONS

AVENGER

- Black [PX8]
- Black
- Black / Light Frost Beige

- Blackberry Pearl [PBV]
- Black
- Black / Light Frost Beige

- Blue Streak Pearl [PCL]
- Black
- Black / Light Frost Beige

- Bright Silver Metallic [PS2]
- Black
- Black / Light Frost Beige

- Bright White [PW7]
- Black
- Black / Light Frost Beige

- Copperhead Pearl [PLB]
- Black
- Black / Light Frost Beige

- Redline 2 Coat Pearl [PRM]
- Black
- Black / Light Frost Beige

- Tungsten Metallic [PDM]
- Black
- Black / Light Frost Beige

CALIBER

- Black [PX8]
- Dark Slate Gray
- Medium Graystone

- Bright Silver Metallic [PS2]
- Dark Slate Gray
- Medium Graystone

- Bright White [PW7]
- Dark Slate Gray
- Medium Graystone

- Redline 2 Coat Pearl [PRM]
- Dark Slate Gray
- Medium Graystone

- Tungsten Metallic [PDM]
- Dark Slate Gray
- Medium Graystone

CHALLENGER

- Blackberry Pearl [PBV]
- Dark Slate Gray

- Bright Silver Metallic [PS2]
- Dark Slate Gray

- Bright White [PW7]
- Dark Slate Gray

- Header Orange [PL4]
- Dark Slate Gray

- Pitch Black [PX8]
- Dark Slate Gray

- Redline 3 Coat Pearl [PRY]
- Dark Slate Gray

- Tungsten Metallic [PDM]
- Dark Slate Gray

EXTERIOR PAINT/INTERIOR TRIM SELECTIONS CONTINUED

CHARGER

- Blackberry Pearl [PBV]
- Black
- Black / Light Frost Beige
- Black / Tan

- Bright Silver Metallic [PS2]
- Black
- Black / Light Frost Beige
- Black / Radar Red
- Black / Tan

- Bright White [PW7]
- Black
- Black / Light Frost Beige
- Black / Radar Red
- Black / Tan

- Pitch Black [PX8]
- Black
- Black / Light Frost Beige
- Black / Radar Red
- Black / Tan

- Redline 3 Coat Pearl [PRY]
- Black
- Black / Light Frost Beige
- Black / Tan
- Black / Radar Red

- Tungsten Metallic [PDM]
- Black
- Black / Light Frost Beige
- Black / Radar Red
- Black / Tan

GRAND CARAVAN

- Bright Silver Metallic [PS2]
- Light Graystone
- Black

- Brilliant Black Crystal Pearl [PXR]
- Light Graystone
- Black

- Copperhead Pearl [PLB]
- Light Graystone
- Black

- Dark Charcoal Pearl [PAV]
- Light Graystone
- Black

- Redline 2 Coat Pearl [PRM]
- Light Graystone
- Black

- Stone White [PW1]
- Light Graystone
- Black

- True Blue Pearl [PBU]
- Light Graystone
- Black

DURANGO

- Bright Silver Metallic [PS2]
- Black
- Dark Graystone/Medium Graystone
- Black / Red Accent
- Black / Tan

- Brilliant Black Crystal Pearl [PXR]
- Black
- Dark Graystone/Medium Graystone
- Black / Red Accent
- Black / Tan

- Canyon Brown Pearl [PUS]
- Black
- Dark Graystone/Medium Graystone
- Black / Tan

- Deep Molten Red Pearl [PR8]
- Black
- Dark Graystone/Medium Graystone
- Black / Tan

- Maximum Steel Metallic [PAR]
- Black
- Dark Graystone/Medium Graystone
- Black / Red Accent
- Black / Tan

- Mineral Gray Metallic [PDM]
- Black
- Dark Graystone/Medium Graystone
- Black / Red Accent
- Black / Tan

- Redline 2 Coat Pearl [PRM]
- Black
- Black / Red Accent

- Stone White [PW1]
- Black
- Dark Graystone/Medium Graystone
- Black / Red Accent
- Black / Tan

- True Blue Pearl [PBU]
- Black
- Dark Graystone/Medium Graystone
- Black / Red Accent
- Black / Tan

- White Gold [PWL]
- Black
- Dark Graystone/Medium Graystone

JOURNEY

- Blue Pearl [PBP]^{*}
- Black
- Black / Light Frost Beige[®]
- Black / Red[®]
- Black / Pearl[®]
- Black / Tan[®]

- Bright Silver Metallic [PS2]
- Black
- Black / Light Frost Beige[®]
- Black / Red[®]
- Black / Pearl[®]
- Black / Tan[®]

- Brilliant Black Crystal Pearl [PXR]
- Black
- Black / Light Frost Beige[®]
- Black / Red[®]
- Black / Pearl[®]
- Black / Tan[®]

- Brilliant Red Tri-Coat [PRA]^{*}
- Black
- Black / Light Frost Beige[®]
- Black / Red[®]
- Black / Pearl[®]
- Black / Tan[®]

- Copperhead Pearl [PLB]^{*}
- Black
- Black / Light Frost Beige[®]
- Black / Red[®]
- Black / Pearl[®]
- Black / Tan[®]

- Pearl White Tri-Coat [PWH]^{*}
- Black
- Black / Light Frost Beige[®]
- Black / Red[®]
- Black / Pearl[®]
- Black / Tan[®]

- Storm Gray Pearl [PAJ]
- Black
- Black / Light Frost Beige[®]
- Black / Red[®]
- Black / Pearl[®]
- Black / Tan[®]

- White [PW3]
- Black
- Black / Light Frost Beige[®]*
- Black / Red[®]
- Black / Pearl[®]
- Black / Tan[®]

^{*}Late availability

NITRO[®]

- Bright Silver Metallic [PS2]
- Dark Slate Gray

- Bright White [PW7]
- Dark Slate Gray

- Brilliant Black Crystal Pearl [PXR]
- Dark Slate Gray

- Mineral Gray Metallic [PDM]
- Dark Slate Gray

- Redline 2 Coat Pearl [PRM]
- Dark Slate Gray

- Toxic Orange Pearl [PVG]
- Dark Slate Gray