

POLICE & SPECIAL SERVICE VEHICLES 2017



FORD FLEET

Go Further



ARRESTING



FORTIFYING YOUR FORCE

Our elite squad of law-enforcement vehicles can meet a multitude of tasks. Whether it's patrol or pursuit, surveillance or special investigation, off-road or operations tactical, K-9 unit or communications command – not to mention prisoner transport and public safety – we've got you covered. The formidable Ford lineup of Police Interceptors and Special Service Vehicles featured within is designed to be both effective and protective.

CONTENTS

Police Interceptor® Utility	2
Police Interceptor Sedan	4
SSP Sedan	6
Expedition/EL SSV	8
F-150 SSV	10
Transit PTV	12
Full Ford Family	14
Ford Telematics™ Powered by Telogis® ¹	15
Police Interceptors & SSP Sedan DNA	16
Police Interceptors & SSP Sedan Specs	26
Police Interceptors & SSP Sedan Select Options	30
Police Interceptor Sedan & SSP Sedan Lighting Solutions	32
Police Interceptor Utility Lighting Solutions	34
Police Interceptors & SSP Sedan Factory-Installed Upfits	36
Police Interceptors & SSP Sedan New Technologies	38
Police Interceptors & SSP Sedan Vinyl Treatments	39
Police Interceptors & SSP Sedan Exterior/Interior Combos	40
Vehicle Special Order (VSO)	41
Expedition/EL SSV Specs	42
F-150 SSV Specs	44
Transit PTV Specs	46
Essential Resources	48
Police Advisory Board	49

¹Available feature. Ford Licensed Accessory.



POLICE INTERCEPTOR[®] UTILITY

QUICKEST AND FASTEST UTILITY¹

Armed with the 365-hp² EcoBoost[®] V6³ and standard AWD, it out-accelerates the competition's V8-equipped utility (and all base V6-powered sedans too).¹ In the most recent official tests by the Michigan State Police and Los Angeles Sheriff's Department, this Police Interceptor clocked the quickest 0-60-mph and 0-100-mph acceleration times, the fastest quarter-mile time, the best top speed in the quarter mile, and the fastest average lap time compared to all utility vehicles! Dominant is the word for it.

An intimidating presence, offering commanding views and more. Front seats feature slim, uniquely shaped bolsters that enable officers to quickly get in, get going and get out. Those minimized bolsters supply ample room for a holstered pistol (left- or right-hand). To allow for a finessed fit, the 6-way power driver's seat is standard. Reconfigure the rear 60/40 split-fold bench as desired, or fold it fully out of the way for 85.1 cu. ft. of load space and a 1,630-lb. standard payload capacity. Devices and dogs can be kept cooler with the auxiliary air conditioning.³ The liftgate release switch in the overhead console is not only handy, but helps provide added security by relocking the mechanism after 45 seconds if unopened. A rear view camera with washer is standard – the camera display in the 4" center-stack LCD screen is standard too, or choose to have that display in the rearview mirror as a no-charge option.

It's purpose-built in the U.S.A.⁴ – engineered in Dearborn and assembled in Chicago. As a cost-control measure, a number of components on the Utility are identical to the Sedan. The standard 3.7L V6 and available 3.5L EcoBoost V6 share many parts for simplified service. This holds true for the front seats and brakes. Furthermore, the Police Interceptor key doesn't contain a microchip, meaning cost is minimal for copies and the entire fleet can run with one common design.

¹Based on Michigan State Police and Los Angeles Sheriff's Department test results for 2016 models. ²Horsepower and torque ratings achieved with 93-octane fuel. ³Available feature. ⁴Assembled in the U.S.A. with domestic and foreign parts.



POLICE INTERCEPTOR® SEDAN



QUICKEST AND FASTEST SEDAN¹

Outfitted with the 365-hp² EcoBoost® V6³ and standard AWD, it bests pursuit-rated police vehicles (including the V8-equipped competition)! This Police Interceptor turned in the quickest 0-60-mph and 0-100-mph acceleration times, the fastest quarter-mile time, the best top speed in the quarter mile, and the fastest average lap time versus every other vehicle in the latest official testing by the Michigan State Police and Los Angeles Sheriff's Department! That's pure domination.

Comfort is first-rate and accommodations are first-class.

Finely upholstered in heavy-duty cloth, the power driver's seat accommodates 6 ways and includes manual lumbar support. Slim seat bolsters make getting in and out of the vehicle a quick affair, and they supply ample room for a holstered pistol. The rear bench maximizes space and is wrapped in heavy-duty vinyl. Access is made easy with wide-opening rear-door hinges (a Sedan exclusive). Within the super-capacity trunk, 16.6 cu. ft. of low-liftover room stows equipment out of sight. Pull up the flat load floor for the standard full-size spare stationed inside. It's identical to the other 4 wheels and comes ready-to-roll with a TPMS sensor. A slide-out, custom-fit electronics tray³ and an auto-running circulation fan³ are designed to keep conditions temperate for sensitive devices.

It's made in America⁴ specifically for police duty, and it's built on the same platform as the Police Interceptor Utility. That makes for proficient fleet management due to shared parts and maintenance routines, such as when it comes to servicing the standard 3.7L V6 and available 3.5L EcoBoost V6. This applies to the brake pads, rotors, calipers and much more. Crucially, exact-spec components can also help keep downtime to a minimum.

¹Based on Michigan State Police and Los Angeles Sheriff's Department test results for 2016 models. ²Horsepower and torque ratings achieved with 93-octane fuel. ³Available feature. ⁴Assembled in the U.S.A. with domestic and foreign parts.





NOW, PURSUIT-RATED EFFICIENCY

It's official: Testing by both the Los Angeles Sheriff's Department (LASD) and Michigan State Police (MSP) certify this street-smart sedan with a pursuit rating.

It passed the MSP's 32-lap Grattan Vehicle Dynamics test, and then it completed the LASD's 32-lap Fontana Vehicle Dynamics course with flying colors. As a matter of fact, the SSP Sedan – with its standard I-4 engine – achieves faster 0-60-mph and 0-100-mph acceleration times than the legendary V8-powered Crown Victoria Police Interceptor.

The front-wheel-drive SSP Sedan has an EPA-estimated rating of 28 hwy mpg,¹ thanks to its turbocharged, direct-injection 2.0L EcoBoost® I-4. Performance figures peak at 240 hp, 270 lb.-ft. of torque,² and a top speed of 120 mph. While durability, upfit features, and parts commonality remain an integral element, the unique fascia accommodates an Active Grille Shutter System that manages airflow to optimally balance engine cooling and aerodynamics. Accessory-friendly, the 200-amp alternator helps power almost everything an officer could need. A quasi-dual exhaust sports bright tips. Tires are H-speed rated. And unique nameplate badging designates Special Service Police. Without a doubt, the SSP Sedan is the sensible choice to fulfill the need for a capable vehicle with the DNA of a Police Interceptor.

Administrative, detective or investigative ops. Add the Interior Upgrade Package,³ which includes heavy-duty cloth rear seating **A**, a uniquely finished center floor console with cupholders **B**, plush carpeted floor mats and premium floor carpeting. Delete exterior police badging,³ then clip on the set of full-face wheel covers³ **C** to create a stealth-like appearance.

¹EPA-estimated rating of 19 city/28 hwy/22 combined mpg. Actual mileage will vary. ²Horsepower and torque ratings achieved with 93-octane fuel. ³Available feature.

SSP SEDAN

SPECIAL SERVICE POLICE



EXPEDITION/EL SSV

SPECIAL SERVICE VEHICLE



SUPERSIZED CRIME-FIGHTER

Expedition/EL SSV delivers bold styling, extraordinary capability, incredible versatility, exceptional comfort and comprehensive safety measures. Ideal for tactical work and extreme off-road duty, this strapping SSV is supplied with a state-of-the-art 3.5L EcoBoost® twin-turbocharged direct-injection engine that delivers a confident 365 hp and 420 lb.-ft. of torque. The benefits of this tenacious powerplant become all the more apparent when taking advantage of the best-in-class¹ max. 9,200-lb. towing capacity² and standard trailer sway control³.

You're fortified with 4x4 skid plates, a pair of front tow hooks, and a 3.73 limited-slip rear axle. All-terrain tires with outlined white letters, along with 17" steel wheels, come standard. The grille and door handles are blackened, and running boards are deleted. Well-cushioned cloth adorns the front-row bucket seats, with smooth, heavy-duty vinyl for the reclinable and 40/20/40 foldable 2nd row. Easy-clean vinyl also covers the floor. A handy set of storage bins replaces 3rd-row seating spaces, while the column-mounted shifter creates added room and flexibility up front. Opt for more "show on the go" with the available SSV Upgrade Package (shown) that features 20" bright-machined aluminum wheels with Magnetic-painted windows and black-sidewall tires. The rear axle is reconfigured to the 4.10 non-limited-slip variety. No matter the situation, you'll take charge of the action in an Expedition/EL SSV.

¹Class is Extended Utilities based on Ford segmentation. ²When properly equipped. ³Remember that even advanced technology cannot overcome the laws of physics. It's always possible to lose control of a vehicle due to inappropriate driver input for the conditions.





THIS IS THE FUTURE OF TOUGH

When your agency's work calls for the extreme capability and go-anywhere aptitude of a truck, don't settle for anything less than the first and only one in its class¹ with a body and bed fabricated from high-strength, military-grade, aluminum alloys.² These aluminum panels don't rust, and they're dent- and ding-resistant. In other words, this SSV is engineered to stand up to punishment. To carry all the material innovation, high-strength steel now comprises up to 78% of its fully boxed, modular frame. It's the strongest frame ever in an F-150. The SSV edition is available on XL SuperCab and SuperCrew,³ with either the 5.0L Ti-VCT V8 FFV or 3.5L EcoBoost[®] V6 torque-heavy engines. Pair the EcoBoost V6 with the Max. Trailer Towing Package³ and a remarkable 12,200 lbs.⁴ of class-best max. towing capacity is on tap. Special features also include a 240-amp alternator, cloth front seating without the center section, a vinyl rear bench for ease of maintenance, and the space-saving convenience of a column-mounted shifter. Beyond the standard SSV provisions, class-exclusive smart technologies like the tailgate step and BoxLink™ with locking cleats are available to help you take it all to task.

As a member of America's best-selling truck line⁵ 39 years in a row – F-150 is Built Ford Tough[®] to tow, haul and work hard. The latest F-150 amassed more than 10 million cumulative miles of testing before the first one rolled off the line. In fact, new tests were developed: From acidified spray to the unforgiving heat and abrasive sand of Baja, this truck's been through it all. And back.

¹Class is Full-Size Pickups under 8,500 lbs. GVWR based on Ford segmentation.
²6000-series aluminum alloy. ³Available feature. ⁴Maximum capacity when properly equipped. See your Ford Dealer for specific equipment and other limitations.
⁵Ford F-Series.

F-150 SSV

SPECIAL SERVICE VEHICLE



TRANSIT PTV

PRISONER TRANSPORT VEHICLE



IMPRESSIVE ACCOMMODATIONS

Compartmentalize with single, double or triple prisoner-transport inserts; customize with surveillance cameras, lighting, heating/cooling and more. Versatility also extends to the best-in-class¹ choice of vehicle configurations. Transit Van is available in 3 roof heights, 3 body lengths, 3 engines and 2 wheelbases. Best-in-class¹ cargo height² in the high-roof model lets you carry the big items without hindrance. The cargo box floor is flat, with near-vertical sides for maximum usable space. Max. payload increases 500 lbs. or more, across the board, in Transit Van versus comparably equipped Ford E-Series vans. At up to 4,650 lbs.², this gain in hauling capacity helps Transit master demanding challenges. When extra muscle is required, an impressive gross vehicle weight rating (GVWR) of up to 10,360 lbs.² comes in handy. As does the front overhead console – with built-in storage compartments and dual grab handles – that's standard on medium- and high-roof vans.

To ensure Transit fulfills its missions day after day, development vehicles were punished in durability testing. They had to tow fully loaded trailers up long inclines in 120°F heat. They were also started at -40°F and at over 14,500 ft. They even underwent 250,000 door-slam evaluation cycles, which is nearly 3 times as much scrutiny as what would normally be expected of a vehicle. Built Ford Tough[®] is built into the DNA of Transit Van, meaning every technological advance has passed exhaustive engineering standards.

¹Class is Full-Size Vans based on Ford segmentation. Based on body type, body length, wheelbase and roof height. ²When properly equipped.



THE FULL FORD FAMILY

Meeting diversified needs. Ford Fleet offers you a balanced, high-quality portfolio, ranging from the extraordinarily efficient to the time-tested tough. Visit fleet.ford.com for more specifics, including color options.

FIESTA

Available models: S, SE, Titanium, ST

FOCUS

Available models: S, SE, Titanium, ST, RS, Electric

C-MAX

Available models: Hybrid SE, Hybrid Titanium, C-MAX Energi SE, C-MAX Energi Titanium

MUSTANG

Available models: V6, EcoBoost®, EcoBoost Premium, GT, GT Premium

FUSION

Available models: S, SE, Titanium, Platinum, V6 Sport, Hybrid S, Hybrid SE, Hybrid Titanium, Hybrid Platinum, Fusion Energi SE, Fusion Energi Titanium, Fusion Energi Platinum

TAURUS

Available models: SE, SEL, Limited, SHO

ESCAPE

Available models: S, SE, Titanium

EDGE

Available models: SE, SEL, Titanium, Sport

EXPLORER

Available models: Explorer Base, XLT, Limited, Sport, Platinum

FLEX

Available models: SE, SEL, Limited

EXPEDITION/EXPEDITION EL

Available models: XL (Fleet Exclusive), XLT, Limited, King Ranch®, Platinum

F-SERIES

Available models: F-150, F-250 (Pickup only), F-350, F-450, F-550 (Chassis Cab only), F-650, F-750

TRANSIT CONNECT

Available models: Van, Wagon

TRANSIT

Available models: Van, Wagon, Cutaway, Chassis Cab



Fusion Titanium. White Platinum Metallic Tri-coat. Available and aftermarket equipment.



Escape Titanium. Ruby Red Metallic Tinted Clearcoat. Available and aftermarket equipment.



Transit Connect XLT Wagon. Magnetic. Available and aftermarket equipment.

THE NEXT LEVEL OF OFFICER SAFETY

Ford Telematics™ powered by Telogis® – Law Enforcement Edition! This powerful, purpose-built solution provides insights based on real-time data feeds from Police Interceptor® computer systems.



VIEW REAL-TIME REPORTS

Make smarter fleet management decisions by getting a real-time status of your drivers and vehicles via a single web portal.



PROMOTE DRIVER SAFETY

Safety scorecards and dashboards provide driving insights and help promote safer habits behind the wheel.



INCREASE FLEET EFFICIENCY

Reduce idle time to help improve fuel economy and overall fleet efficiency.



MANAGE VEHICLE HEALTH

Maintain vehicles based on real-world usage, and utilize proactive maintenance alerts to identify issues before they become problems.

To learn more or request a free consultation, go to telogis.com/ford/law-enforcement or call **1.888.463.8945**.

STANDARD FEATURES

Miles driven	Stability/traction-control events	Fleet overview dashboard
Vehicle location	Airbag deployment indicator	Animated vehicle history
Excessive speeding events	Safety-belt use	50+ analytic reports
Harsh acceleration	Light-bar status	Secure access
Hard braking	Real-time insight alerts	
ABS events	Fuel economy	

¹Available feature. Ford Licensed Accessory.



FORD TELEMATICS™
Powered by Telogis® - Law Enforcement Edition

SAFETY

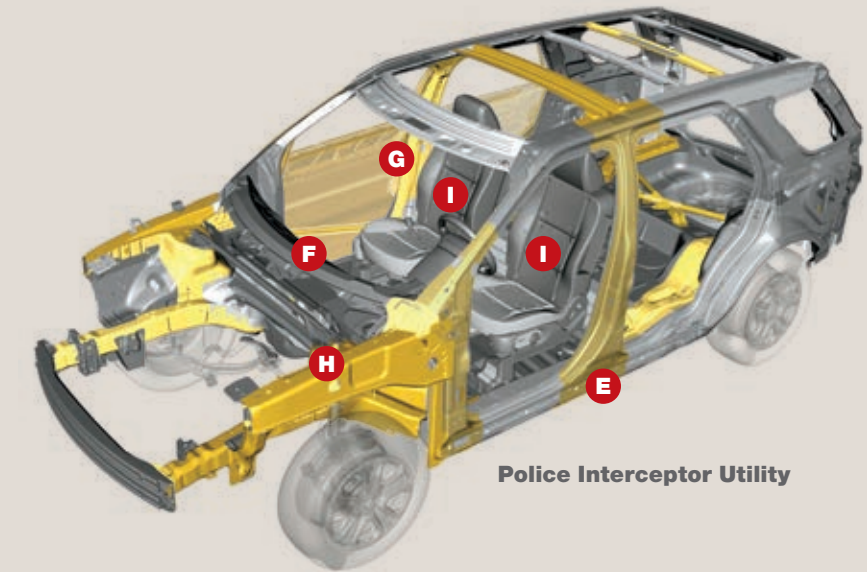
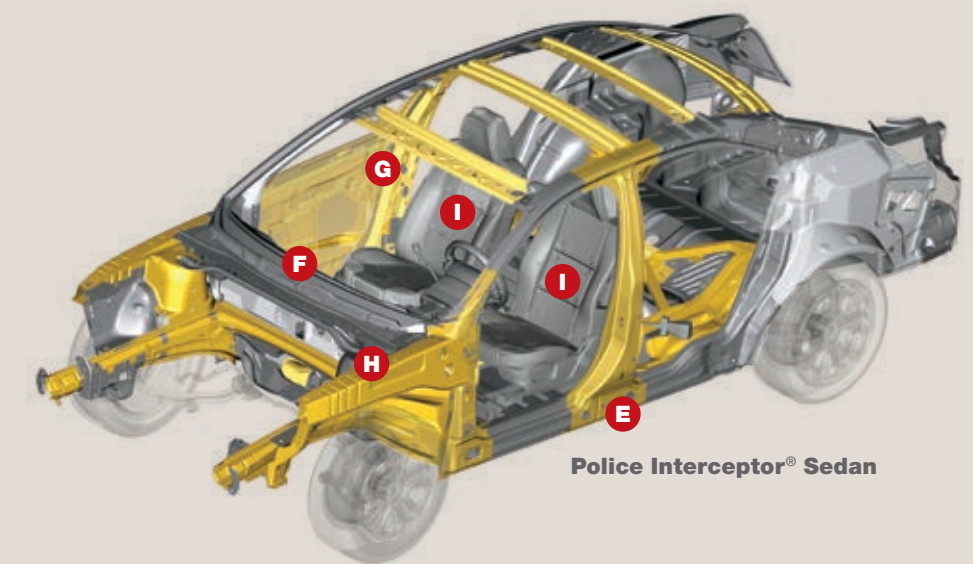


OFFICER PROTECTION COMES FIRST (THE PROOF IS IN THE DETAILS)

- A. 75-mph rear-impact crash tested.¹** Ford Police Interceptors continue a proud tradition of being the only pursuit-rated vehicles to pass extreme rear-impact crash testing.¹
- B. Surveillance Mode.^{2,3}** This system warns that someone is approaching the rear of the vehicle. Upon detection, a chime sounds, the driver's window automatically rises and all doors lock. Intermittent Fault Filter[®] (IFF) technology sifts out erroneous changes in sensor signals.
- C. Manual key lock cylinders.** The 3 exterior cylinders – on the front doors and decklid/liftgate – provide quick, reliable access with a simple fleet key.

- D. Type III or new Type IV Ballistic front-door panels.^{2,4}** Ford pursuit-rated vehicles now offer National Institute of Justice Standard Type IV protection against armor-piercing, .30-caliber rifle ammunition. Type III panels can resist all handgun and non-armor piercing bullets up to .30 caliber, plus special-threat rounds identified by the Los Angeles Police Department.
- E. SPACE (Side Protection And Cabin Enhancement) Architecture.** A hydroformed cross-vehicle beam solidifies the vehicle's sides.
- F. Multiple airbags.⁵** Just in case, the front-seat Personal Safety System[™] (with front airbags), front-seat side airbags, and 1st- and 2nd-row Safety Canopy[®] System (housing side-curtain airbags) are at the ready.

- G. Hidden rear door-lock plungers.²** These out-of-sight plungers are manually operable only by officers in front.
- H. Virtual force field of assurance.** In the event of a crash, advanced safety technology helps to absorb the energy of the collision and to direct the impact forces away from the occupants. Additionally, crumple zones are strategically placed in the frame or body of the vehicle, further absorbing and dissipating the energy of a crash to reduce intrusion into the occupant compartment.
- I. Extra-tough anti-stab plates.** To help keep unruly types at bay, deflective steel intrusion plates are built into the driver and front-passenger seat backs.



¹The full-size spare tire secured in the factory location is necessary to achieve police-rated 75-mph rear-impact crash-test performance attributes. ²Available feature. ³System can be configured to meet specific agency needs. For new-production ship-through, contact Crown North America at 1.800.321.4934, ext. 3425, or visit crown-na.com. For aftermarket system ordering, contact Intermotive Vehicle Controls at 1.800.969.6080, or visit intermotive.net. ⁴Contact 1.800.34.FLEET for panel performance specifications. Visit fleet.ford.com for more details. **Warning: As with any body armor, protection provided by the ballistic door panel is limited. Certain rounds or combinations of rounds may penetrate the panel and cause serious injury or death.** ⁵Always wear your safety belt and follow airbag warning label instructions.

AWD¹ IS STANDARD ISSUE

Police-calibrated Intelligent AWD isn't an add-on package – for every Ford Police Interceptor[®], it's a full-time, always-active system that continually adjusts torque distribution during all conditions. And it's easy to operate: Just drive. Pre-emptive torque is delivered by the millisecond among all 4 wheels to help maximize traction in snow or rain, on ice or gravel, and even when maneuvering on dry pavement. An active, on-demand coupler allocates a precise amount of torque from the front to the rear; up to 100% of available torque to either axle. There's no delay in delivery, and no wayward noises or clunks emanate from the system. Aggressive handling at any speed is predictable and easy. Intelligent AWD was co-developed with EVOC (Emergency Vehicle Operator Course) instructors for the utmost responsiveness and performance in challenging situations.

In addition, police-programmed AdvanceTrac[®] electronic stability control provides the confidence to hit corners hard.² Monitoring driving situations through wheel speeds, steering angle, lateral acceleration, and vehicle rotation for both the vertical yaw axis and horizontal roll axis, AdvanceTrac adjusts automatically. To help avoid skidding and fishtailing, it utilizes the Anti-Lock Brake System (ABS) and all-speed traction control whenever wheelslip, understeer, oversteer or roll motion is detected. Roll Stability Control[™] is unique to the Utility; gyroscopic sensors check body-roll angle at least 100 times per second.

¹Front-wheel drive available on Sedan; standard on SSP Sedan. ²Remember that even advanced technology cannot overcome the laws of physics. It's always possible to lose control of a vehicle due to inappropriate driver input for the conditions. Visit fleet.ford.com for more information on AdvanceTrac electronic stability control or AdvanceTrac with RSC[®] (Roll Stability Control).



PURPOSE-BUILT



BECAUSE TAKEDOWNS SHOULD BE RAPID AFFAIRS

High-powered Police Interceptor® V6 output is just the ticket to optimize closing speed. Generating a formidable 365 hp,¹ the twin-turbo, direct-injection EcoBoost® V6 – tuned exclusively for police operations, and now available on both the Utility and Sedan – also delivers a powerful flat torque curve across the rev range. Output for the standard 3.7L V6 Interceptor Utility is a robust 304 horses. A 305-hp flex-fuel² 3.7L V6 is standard on the Interceptor Sedan AWD, while the available FWD-configured Interceptor Sedan performs with a 288-hp, flex-fueled 3.5L V6. Naturally aspirated V6 muscle employs twin independent variable camshaft timing (Ti-VCT) to help achieve peak power or efficiency, as conditions warrant.

Shift points for the 6-speed automatic are programmed to maximize V6 acceleration. The transmission adapts to officer driving habits, tracking maneuvers for optimal response in cruising situations as well as pursuit mode. Police-tuned, electric power-assisted steering (EPAS) ensures light turning effort at low speeds. Suspension components are finely calibrated for deft maneuvering at any speed. All of which reinforces the maxim of “Just drive.”

Engine and transmission components are backed by the assurance of the earlier of 5 years or 100,000 miles with Ford Protect PowertrainCARE.³ This coverage is further proof of the faith in dependability – backed by Ford Motor Company, honored at all Ford Dealerships, and fixed with Ford authorized parts installed by factory-trained and -certified technicians.

6 EXTRAORDINARY POWERTRAINS – EMPLOYING SMART 6-SPEED TRANSMISSIONS – OFFER DISTINCT PERFORMANCE AND EFFICIENCY ADVANTAGES OVER THE COMPETITION:

	 Interceptor Utility 3.7L Ti-VCT V6 FFV ² (Standard)	 Interceptor Utility 3.5L EcoBoost V6 (Optional)	 Interceptor Sedan 3.7L Ti-VCT V6 FFV ² (Standard)	 Interceptor Sedan 3.5L Ti-VCT V6 FFV ² (Optional)	 Interceptor Sedan 3.5L EcoBoost V6 (Optional)	 Special Service Sedan 2.0L EcoBoost I-4 (Optional)
Horsepower (hp @ rpm)	304 @ 6,500	365 @ 5,500 ¹	305 @ 6,500	288 @ 6,500	365 @ 5,500 ¹	240 @ 5,500 ¹
Torque (lb.-ft. @ rpm)	279 @ 4,000	350 @ 1,500-5,000 ¹	279 @ 4,000	254 @ 4,000	350 @ 1,500-5,000 ¹	270 @ 3,000 ¹
Drivetrain	All-wheel drive	All-wheel drive	All-wheel drive	Front-wheel drive	All-wheel drive	Front-wheel drive
Top speed (mph) ⁴	131	131	131	131	148 131 (optional)	120
EPA-estimated ratings (mpg) ⁵	15 city/20 hwy	15 city/20 hwy	16 city/22 hwy	17 city/25 hwy	15 city/22 hwy	19 city/28 hwy

¹Horsepower and torque ratings achieved with 93-octane fuel. ²Flex fuel is not available in states with California emissions standards: CA, CT, MA, MD, ME, NJ, NY, OR, PA, RI, VT and WA. ³The earlier of 5 years or 100,000 miles with PowertrainCARE coverage is a Ford Protect extended service plan – with a zero deductible – that’s standard on all Police Utility and Sedan models, except in Florida and New York, where it is the earlier of 5 years or 100,000 miles with a PowertrainCARE Limited Warranty. See your dealer for full details. In Texas, a Ford Protect extended service plan is a Service Contract from Ford Motor Service Company (License #SCP-165). ⁴Electronically limited in police powertrain calibrations. ⁵Actual mileage will vary.

DURABILITY



GOING ABOVE AND BEYOND THE CALL OF DUTY

Heavy-duty steering and suspension components on the Sedan and Utility respond in the name of control, capability and comfort. Electric power-assisted steering (EPAS) adjusts to vehicle speed, crowned roads and crosswinds. For smooth, predictable, high-speed handling at every turn, the front and multilink rear suspensions are fully independent – each one also incorporates a sturdy stabilizer bar to combat body lean. Helical coil springs and stiffened, gas-pressurized hydraulic shocks are made for the rigors of police work. Premium hubs and bearings are extra-large for extra-long durability. The unique Ford designed underbody deflector plate¹ **A** helps divert debris and guard against scrapes – crucial to the integrity of the oil pan. The plate's shape facilitates oil-filter changes.

Heavy-duty anti-lock disc brakes contribute to extreme high performance. This is because police vehicles don't just need to go fast, they must halt rapidly – under control. Developed in association with the Los Angeles Sheriff's Department and Michigan State Police, this long-wear-life system's unique inverted-hat vented rotors **B** are paired with large swept-area calipers **B** and unique pads for high thermal capacity.

Heavy-duty cooling system regulates extreme heat. The high-capacity radiator, engine oil cooler and transmission fluid cooler – working with the police-calibrated fan and grille – optimize operation in times of pursuit or periods of idling.

Heavy-duty wheels are teamed with police-purposed tires. Hefty 18" steel wheels **C** are designed to withstand the punishment of daily duty no matter where the trail leads. The 5-spoke design lets the brakes breathe freely and stay cool. Tires **C** are constructed to maximize grip, handling, rigidity and tread wear. To keep things rolling, the spare is not only full size, it's equipped with a Tire Pressure Monitoring System (TPMS) sensor. While TPMS is a standard vehicle feature, the Utility now takes it one step further with Individual TPMS, which can display exact pressure figures – tire by tire.

Heavy-duty alternator meets demands. There's ample support for radar, lights, radios, cameras, computers and more.

Heavy-duty door tethers strengthen hinge action during police work. These supplemental, front-door tethers **D** were thoroughly tested for structural and mechanical integrity.

¹Standard on Sedan and EcoBoost® Utility. Available on 3.7L Utility.





UPFIT-FRIENDLY

MADE TO LAW-AND-ORDER

Police-purposed cabin. Within the ergonomically designed living quarters of the Sedan and Utility, police-specific amenities are numerous. An engineered-in, column-mounted shifter **A** is a durable space saver. For convenience, pedals **B** are adjustable, and the Sedan trunk release **C** or Utility liftgate release are finger-touch-activated. Specific to the Utility, the all-new global lock/unlock capability for the doors and liftgate can be ordered as a no-charge option. Dual 12-volt powerpoints **D** are easily accessed. A pair of LCD screens are packed with helpful details – including an engine-idle meter readout – and can be operated by 5-way steering wheel-mounted controls. Once paired, SYNC^{®1,2} recognizes a cell phone and supports hands-free voice calling: Press a switch on the steering wheel, then speak commands. Additionally, the certified speedometer (also available in digital format) provides readouts at a glance, and BLIS[®] (Blind Spot Information System) with cross-traffic alert^{1,3} can lend an assist before changing lanes.

Aftermarket cost-savings potential. A recessed universal top tray **E** is centrally located and sized ideally for speed-sensing systems. The removable, Ford-designed steel console mounting plate **F** is another solid foundation for aftermarket equipment. Center-console space measures a wide-open 9" between the driver and front-passenger seats, matching the width of the Crown Victoria Police Interceptor (CVPI) center console. So transfer of an existing CVPI apparatus is easy and direct, since wiring can be channeled from the back of the vehicle and/or the instrument panel. On the Utility, the power distribution junction block – with a pair of 50-amp battery ground circuits – is repositioned from the passenger-side rear quarter panel to the back of the 2nd-row, passenger-side floorboard; this is now a standard feature.

To assist fleets – and help dramatically reduce upfitting time – Ford offers compatible, factory-direct police equipment.¹ Save administrative time, shop time and vehicle downtime with install and components – available individually or in complete packages – that are verified exactly as part of the Ford Quality System. Crash testing, cycle testing, vibration, severe temperature, humidity and corrosion are evaluated extensively. Every part – such as the Ready-for-the-Road Package¹ system control **G** and police headlamp housing **H** (also available separately) is validated to vehicle manufacturer safety standards and backed by Ford Dealers and authorized Ford Fleet maintenance facilities. To obtain detailed and technical information, simply download the comprehensive *Police Modifier Guide* at ford.com/fordpoliceinterceptor (go to “GET UPDATES” and then select “Brochures/Upfit Guide”).

Customizable, auxiliary control buttons.¹ Minimize distraction while performing police tasks on the go: Ford engineers integrated 4 remappable switches **I** (Sedan shown) on the steering wheel. They can connect the driver to aftermarket equipment, including lights, sirens, speakers and canine door releases. Whatever the need, grounded outputs are on board for use with the switches.

A tool chest made especially for law enforcement. Exclusive to the Police Interceptor Utility, this 3-drawer, high-strength lock box⁴ **J** adds ample room to store, sort and secure gear – big and small. The tough, protective unit keeps supplies out of sight while reserving room under each end of the box to haul extra-large loads when the need arises.

An all-new way to keep operations under wraps. Activate user-configurable Silent Mode^{1,5} to disable all courtesy lamps, chimes and daytime running lamps.

¹Available feature. ²Don't drive while distracted. Use voice-operated systems when possible; don't use handheld devices while driving. Some features may be locked out while the vehicle is in gear. Not all features are compatible with all phones. Message and data rates may apply. ³Driver-assist features are supplemental and do not replace the driver's attention, judgment and need to control the vehicle. ⁴Aftermarket equipment. ⁵Requires daytime running lamps; daytime running lamps do not disable where required by law.

STANDARD FEATURES

- 4.2" color LCD screens including digital speed readout in police instrument cluster and center stack "smart display"
- 9" space between driver's seat and front-passenger seat for aftermarket consoles
- 12-volt powerpoints (2)
- 75-mph rear-impact crash tested¹ (Police Interceptors)
- All-wheel drive (AWD) (Police Interceptors)
- Alternator – Heavy-duty 220-amp²
- Audio – AM/FM stereo/single-CD player with MP3 capability, clock and 4 speakers (Sedan), 6 speakers (Utility)
- Badge – Police Interceptor²
- Battery – Heavy-duty (78-amp-hr/750 CCA)
- Brakes – 4-wheel heavy-duty disc with Anti-Lock Brake System (ABS) (police-calibrated)
- Built-in steel intrusion plates in both front seat backs
- Climate controls – Manual air conditioning and rear defroster
- Column-mounted shifter
- Console mounting plate – Front
- Cooling system – Heavy-duty
- Cruise control
- Door-sill scuff plates – Front and rear
- Easy Fuel[®] capless fuel filler
- Electric power-assisted steering – Heavy-duty
- Engine – 3.7L Ti-VCT V6 FFV
- Engine-hour meter
- Engine idle meter
- Exterior key locks – Driver and front-passenger doors and decklid/liftgate
- Fleet key – Low-cost replacement
- Flooring – Heavy-duty vinyl
- Front fascia lower grille
- Front-wheel drive (FWD) (SSP Sedan)
- Full-size spare wheel and tire with TPMS
- Glass – Solar-tinted (Sedan)
- Glass – Solar-tinted 1st row; privacy glass 2nd row and rear quarter and liftgate (Utility)

- Headlamps – Projector-beam halogen (Sedan)
- Headlamps – LED low beams; incandescent (halogen) high beams (Utility)
- Headliner – Easy-to-drop
- Independent front and rear suspensions
- Liftgate unlock switch – Overhead console (Utility)
- Mirrors – Power sideview, manual foldaway with integrated blind spot mirrors
- Power-adjustable pedals
- Power distribution junction block with two (2) 50-amp battery ground circuits
- Power door locks
- Power windows with one-touch-up/-down driver's side with disable feature (Sedan)
- Power windows with one-touch-up/-down driver/front-passenger side with disable feature (Utility)
- Powertrain mounts – Heavy-duty
- Rear recovery hook (Utility)
- Red/white dome light – 1st row
- Redundant digital speedometer display
- Seat – Front heavy-duty cloth, 6-way power driver's with manual lumbar
- Seat – Front heavy-duty cloth passenger
- Seat – Rear vinyl bench (Sedan)
- Seat – Rear vinyl 60/40 split (Utility)
- Taillamps – Halogen (Sedan)
- Taillamps – LED (Utility)
- Tilt/telescoping steering column (Sedan)
- Tilt steering column (Utility)
- Tires – 245/55R18 all-season BSW (Police Interceptors)
- Tires – 235/55R18 all-season BSW (SSP Sedan)
- Transmission – 6-speed automatic (police-calibrated)
- Trunk/cargo area – Flat load floor
- Underbody deflector plate² (Sedan; Utility with 3.5L EcoBoost[®])
- Universal top tray for police equipment
- Wheels – Heavy-duty 18" 5-spoke steel

STANDARD SAFETY & SECURITY

- Advanced, ultra-high-strength boron steel in the A-, B- and C-pillars
- AdvanceTrac[®] electronic stability control (Sedan)
- AdvanceTrac with RSC[®] (Roll Stability Control[™]) (Utility)
- Airbag – Front-passenger knee (Utility)
- Airbags – Front-seat side, plus Safety Canopy[®] System with side-curtain airbags and rollover sensor
- Child-safety rear door locks
- Ignition-wired trunk release (Sedan)
- LATCH – Lower Anchors and Tether Anchors for Children in rear outboard seating positions
- Personal Safety System[™] for driver and front passenger³
- Rear view camera with washer (Utility)
- SOS Post-Crash Alert System[™]
- SPACE (Side Protection And Cabin Enhancement) Architecture
- Tire Pressure Monitoring System (TPMS); Utility features a true location Individual TPMS
- Traction control

DRIVETRAINS

- Police Interceptor Sedan (AWD) – Standard P2M
- Police Interceptor Sedan (FWD) – Optional; 501A – Standard P2L
- Police Interceptor Utility (AWD) – Standard K8A

POWERTRAINS

- Sedan**
- 3.7L Ti-VCT V6 FFV with 6-speed automatic transmission – Standard (top speed 131 mph) 99K/44J
 - 3.5L Ti-VCT V6 FFV with 6-speed automatic transmission – Optional (top speed 131 mph) 998/44J
 - 3.5L EcoBoost V6 with 6-speed automatic transmission – Optional (top speed 148 mph) 99T/44C
 - 3.5L EcoBoost V6 with 6-speed automatic transmission – Optional (top speed 131 mph) 99T/12T
 - 2.0L EcoBoost I-4 with 6-speed automatic transmission⁴ – Optional (top speed 120 mph) 999/446
- Utility**
- 3.7L Ti-VCT V6 FFV with 6-speed automatic transmission – Standard (top speed 131 mph) 99R/44C
 - 3.5L EcoBoost V6 with 6-speed automatic transmission – Optional (top speed 131 mph) 99T/44C

WHEELS



Standard: Set of 5 heavy-duty 18" 5-spoke steel wheels with center caps (5th wheel is full-size spare)



Optional: Set of 4 18" full-face wheel covers with metal clips (65L)



Optional: Set of 4 18" painted aluminum wheels (Sedan 642/Utility 64E)



OPTIONS¹

	Sedan	Utility
1st- and 2nd-row carpeting	<input type="checkbox"/> 17I	<input type="checkbox"/> 16C
6-way power front-passenger seat with manual lumbar and recline	<input type="checkbox"/> 61P	<input type="checkbox"/> 87P
18" full-face wheel covers (4)	<input type="checkbox"/> 65L	<input type="checkbox"/> 65L
18" painted aluminum wheels (4)	<input type="checkbox"/> 64Z	<input type="checkbox"/> 64E
100-watt siren/speaker	<input type="checkbox"/> 96P	<input type="checkbox"/> 18X
Automatic headlamps	<input type="checkbox"/> 55D	<input type="checkbox"/> 86L
Badge delete – Deletes all "Interceptor"/"Special Service Police" badging	<input type="checkbox"/> 19D	<input type="checkbox"/> 16D
Ballistic door panel (Level III) – Driver's door	<input type="checkbox"/> 65E	<input type="checkbox"/> 90D
Ballistic door panels (Level III) – Driver and front-passenger doors	<input type="checkbox"/> 65C	<input type="checkbox"/> 90E
NEW – Ballistic door panel (Level IV+) – Driver's door	<input type="checkbox"/> 65F	<input type="checkbox"/> 90F
NEW – Ballistic door panels (Level IV+) – Driver and front-passenger doors	<input type="checkbox"/> 65G	<input type="checkbox"/> 90G
BLIS® (Blind Spot Information System) with cross-traffic alert and heated sideview mirrors	<input type="checkbox"/> 55B	<input type="checkbox"/> 55B
Bumper to frame rail bracket kit (required for aftermarket Push Bar installation)	<input type="checkbox"/> 60B	—
Climate control – Auxiliary air conditioning	—	<input type="checkbox"/> 17A
Dark car feature	<input type="checkbox"/> 13C	<input type="checkbox"/> 43D
Daytime running lamps	<input type="checkbox"/> 94Z	<input type="checkbox"/> 94Z
Dome light – Red/white in cargo area	—	<input type="checkbox"/> 17T
Engine block heater	<input type="checkbox"/> 41H	<input type="checkbox"/> 41H
Enhanced Power Transfer Unit (PTU) cooler ²	—	<input type="checkbox"/> 52B
Ford Telematics™ powered by Telogis® – Law Enforcement Edition ³	TBD	TBD
Front console plate delete ⁴	<input type="checkbox"/> 67C	<input type="checkbox"/> 85D
Front warning auxiliary lamps	—	<input type="checkbox"/> 21L
Forward indicator pocket warning lamps	—	<input type="checkbox"/> 21W
Glass – Solar-tinted 2nd row, rear quarter and liftgate window	—	<input type="checkbox"/> 92G
Glass – Solar-tinted 2nd row only, privacy glass on rear quarter and liftgate	—	<input type="checkbox"/> 92R
NEW – Global lock/unlock	—	<input type="checkbox"/> 18D
Heated sideview mirrors	<input type="checkbox"/> 549	<input type="checkbox"/> 549
Hidden door lock plungers (for rear doors)	<input type="checkbox"/> 63B	<input type="checkbox"/> 52H
Hidden door lock plungers and inoperable rear door handles	<input type="checkbox"/> 63P	<input type="checkbox"/> 52P
Inoperable rear door handles/inoperable locks	<input type="checkbox"/> 18G	<input type="checkbox"/> 68G
Inoperable rear door handles/operable locks	<input type="checkbox"/> 18L	<input type="checkbox"/> 68L
Keyed alike – 1435x	<input type="checkbox"/> 43E	<input type="checkbox"/> 59E
Keyed alike – 1284x	<input type="checkbox"/> 43B	<input type="checkbox"/> 59B
Keyed alike – 1294x	<input type="checkbox"/> 43C	<input type="checkbox"/> 59C
Keyed alike – 0135x	<input type="checkbox"/> 43D	<input type="checkbox"/> 59D
Keyed alike – 0576x	<input type="checkbox"/> 43F	<input type="checkbox"/> 59F

	Sedan	Utility
Keyed alike – 0151x	<input type="checkbox"/> 43G	<input type="checkbox"/> 59G
Keyed alike – 1111x	<input type="checkbox"/> 43J	<input type="checkbox"/> 59J
Lockable gas cap	<input type="checkbox"/> 98K	<input type="checkbox"/> 19L
MySpeed Fleet Management	<input type="checkbox"/> 20M	<input type="checkbox"/> 43S
Noise-suppression bonds	<input type="checkbox"/> 20P	<input type="checkbox"/> 60R
Perimeter alarm (requires key fob)	<input type="checkbox"/> 59B	<input type="checkbox"/> 593
Pre-wiring for grille lamp, siren and speaker	<input type="checkbox"/> 51G	<input type="checkbox"/> 60A
NEW – Police Engine Idle feature	<input type="checkbox"/> 18S	<input type="checkbox"/> 47A
NEW – Police Silent Mode	<input type="checkbox"/> 13D	<input type="checkbox"/> 43L
Rear console plate ⁴	<input type="checkbox"/> 97D	<input type="checkbox"/> 85R
Rear view camera – Image displayed in rearview mirror	<input type="checkbox"/> 77B	<input type="checkbox"/> 87R
Rear-window power disable (operable from driver's side)	<input type="checkbox"/> 67D	<input type="checkbox"/> 18W
Remappable switches (4)	<input type="checkbox"/> 47J	<input type="checkbox"/> 61R
Remappable switches with SYNC®	<input type="checkbox"/> 47K	<input type="checkbox"/> 61S
Remote Keyless Entry System (key fob; not available with keyed-alike)	<input type="checkbox"/> 60P	<input type="checkbox"/> 595
Reverse Sensing System	<input type="checkbox"/> 76R	<input type="checkbox"/> 76R
Roof-rack side rails – Black	—	<input type="checkbox"/> 68Z
Scuff guards	<input type="checkbox"/> 59E	<input type="checkbox"/> 55D
Seat – Rear heavy-duty cloth	<input type="checkbox"/> 88C	<input type="checkbox"/> 88F
Side marker LED lamps – Fender	<input type="checkbox"/> 96E	—
Side marker LED lamps – Rear quarter glass	—	<input type="checkbox"/> 63L
Side marker LED lamps – Sideview mirrors	—	<input type="checkbox"/> 63B
Spot lamp, incandescent bulb – Driver and front-passenger ⁴	<input type="checkbox"/> 21P	<input type="checkbox"/> 51Z
Spot lamp, incandescent bulb – Driver only ⁴	<input type="checkbox"/> 21D	<input type="checkbox"/> 51Y
Spot lamp, LED bulb, Unity® – Driver and front-passenger	<input type="checkbox"/> 21B	<input type="checkbox"/> 51S
Spot lamp, LED bulb, Unity – Driver only	<input type="checkbox"/> 21L	<input type="checkbox"/> 51R
Spot lamp, LED bulb, Whelen® – Driver and front-passenger	<input type="checkbox"/> 21G	<input type="checkbox"/> 51V
Spot lamp, LED bulb, Whelen – Driver only	<input type="checkbox"/> 21F	<input type="checkbox"/> 51T
Spot lamp prep – Driver and front-passenger	<input type="checkbox"/> 21J	<input type="checkbox"/> 51W
Spot lamp prep – Driver only	<input type="checkbox"/> 21H	<input type="checkbox"/> 51P
SYNC (Sedan requires Reverse Sensing System)	<input type="checkbox"/> 53M	<input type="checkbox"/> 53M
Tires – 245/55R18 all-season BSW (SSP Sedan)	—	<input type="checkbox"/> TD6
Trunk/cargo area storage vault (includes lockable door)	<input type="checkbox"/> 19T	<input type="checkbox"/> 63V
Trunk circulation fan (wire harness not included)	<input type="checkbox"/> 97T	—
Trunk electronics tray	<input type="checkbox"/> 62D	—
Trunk release button (battery-powered)	<input type="checkbox"/> 62B	—
Underbody deflector plate	—	<input type="checkbox"/> 76D

PACKAGES

Refer to pages 30-38 for full descriptions.

	Sedan	Utility
Cargo Wiring Upfit Package	—	<input type="checkbox"/> 67G
Front Headlamp Lighting Solution	<input type="checkbox"/> 661	<input type="checkbox"/> 66A
NEW – Front Interior Visor Light Bar	—	<input type="checkbox"/> 96W
Headlamp Housing	<input type="checkbox"/> 13P	<input type="checkbox"/> 86P
Light Controller Package	<input type="checkbox"/> 855	—
Police Interior Upgrade Package	<input type="checkbox"/> 12P	<input type="checkbox"/> 65U
Police Wire Harness Connector Kit – Front	<input type="checkbox"/> 77E	<input type="checkbox"/> 47C
Police Wire Harness Connector Kit – Rear	<input type="checkbox"/> 51J	<input type="checkbox"/> 21P
Ready-for-the-Road Package	<input type="checkbox"/> 856	<input type="checkbox"/> 67H
Rear Lighting Solution	<input type="checkbox"/> 663	<input type="checkbox"/> 66C
Taillamp Housing	—	<input type="checkbox"/> 86T
Taillamp Lighting Solution	<input type="checkbox"/> 662	<input type="checkbox"/> 66B
Trunk Upfit Package	<input type="checkbox"/> 854	—
Ultimate Wiring Package	<input type="checkbox"/> 857	<input type="checkbox"/> 67U

VINYL COLOR TREATMENTS & WRAPS

Refer to page 39 for full descriptions.

	Sedan	Utility
Two-Tone Vinyl Package #1	<input type="checkbox"/> 141	<input type="checkbox"/> 91A
Two-Tone Vinyl Package #2	<input type="checkbox"/> 143	<input type="checkbox"/> 91C
Vinyl word wrap POLICE on left and right sides of vehicle – non-reflective white	<input type="checkbox"/> 144	<input type="checkbox"/> 91D
Vinyl word wrap POLICE on left and right sides of vehicle – reflective black	<input type="checkbox"/> 145	<input type="checkbox"/> 91E
Vinyl word wrap POLICE on left and right sides of vehicle – reflective white	<input type="checkbox"/> 146	<input type="checkbox"/> 91F
Vinyl word wrap SHERIFF on left and right sides of vehicle – non-reflective white	<input type="checkbox"/> 147	<input type="checkbox"/> 91G
Two-tone vinyl front doors	<input type="checkbox"/> 149	<input type="checkbox"/> 91J
Two-tone vinyl roof	<input type="checkbox"/> 148	<input type="checkbox"/> 91H



Level IV+ ballistic door panel



Remote Keyless Entry System key fob (Utility only)

DIMENSIONS & CAPACITIES⁵

	Sedan	Utility
EXTERIOR (in.)		
Length	202.9	197.1
Wheelbase	112.9	112.6
Width – Mirrors folded	77.3	82.5
Including mirrors	85.7	90.2
Height (excluding options)	61.3	69.2
Step-in height	16.6	18.9
Cargo rear opening height	—	32.5
Cargo rear opening width at floor	—	46.6
Liftover height (ground to cargo deck)	—	31.4
Liftgate to ground	—	74.2
Ground clearance	6.0; 5.3 (EcoBoost®)	6.5; 6.4 (EcoBoost)
INTERIOR (in.)		
Front		
Head room	39.0	41.4
Leg room	41.9	40.6
Hip room	56.3	57.3
Shoulder room	57.9	61.3
Rear		
Head room	36.7	40.1
Leg room	39.9	41.6
Hip room	55.9	56.8
Shoulder room	56.9	60.9
CAPACITIES		
Passenger volume (cu. ft.)	103.0	118.4
Trunk/cargo area volume with full-size spare (cu. ft.)	16.6	85.1 (behind 1st row); 48.1 (behind 2nd row)
Total interior volume (cu. ft.)	119.6	166.5
GVWR (lbs.)	5,460-5,700	6,342
Max. payload (lbs.)	1,220 (3.5L EcoBoost); 1,280 (3.5 Ti-VCT); 1,340 (3.7L AWD)	1,630; 1,580 (EcoBoost)
Cargo capacity (lbs.)	400	800
Fuel (gal.)	19.0	18.6
Seating	5	5



Confidence in the capability of police equipment authorized by Ford. Components and installations are verified through the comprehensive Ford Quality System for exacting evaluation in terms of crash testing, cycle testing, vibration testing, hot/cold testing, humidity testing, corrosion testing and the like.

FREE-STANDING OPTIONS

- A. Trunk electronics tray** – Aluminum, retractable locking tray installed at plant; no height adjustment (Sedan only)
- B. Auxiliary air conditioning** – Offers climate control for the rear cargo area; not available with storage vault (Utility only)
- C. Rear console plate** – Interfaces with front console mounting plate and extends through 2nd-row occupant area to seat bottom; acting as wiring conduit on top of transmission tunnel
- D. Trunk circulation fan** – Wired to ignition to turn on; circulates air from the cabin to the trunk; wiring harness not included (Sedan only)
- E. Trunk/cargo area storage vault** – Lockable; ideal for contraband/small arms; located on driver's side
- F. Hidden door lock plungers** – Manual lock rods; rear door handles inoperable
- G. 100-watt siren/speaker** – Includes wire
- H. Fender side marker LED lamps¹** – Backlit flashing, linear high-intensity (Sedan only)
- I. Rear quarter-glass side marker LED lamps¹** – Wide angle, backlit flashing, linear high-intensity (Utility only)
- J. Sideview mirror side marker LED lamps¹** – Backlit flashing, linear high-intensity (Utility only)
- K. Spot lamp** – High-intensity incandescent or LED (shown) with swivel mount
- Pre-wiring for grille lamp, siren and speaker²** – Electrical harness inlay (14290) includes: (2) light connectors that support up to (3) LED lights each (in engine compartment), (1) grille LED light connector that supports (2) LED lights, and (1) front driver's side speaker siren cable (not shown)

POLICE INTERIOR UPGRADE PACKAGE³

- (Sedan 12P/Utility 65U)
- L. Cloth rear seat** – Heavy-duty fabric
- M. Center floor console** – 2 cupholders and unique police finish
- Front and rear floor mats** – Carpeted and custom-fit (not shown)
- Front and rear carpeted floor covering** – Premium-grade (not shown)



Sedan (62D)



Utility (17A)



Sedan (97D)/Utility (85R)



Sedan (97T)



Sedan (shown)



Sedan (19T)



Utility (63V)



Sedan (63P)/Utility (52P)



Sedan (96P)/Utility (18X)



Sedan



Sedan (96E)



Utility (63L)



Utility (63B)



Sedan (21L)/Utility (51R)



Utility



HEADLAMP HOUSING (13P)



Police front housing. Eliminates the need to drill or modify housing assemblies; with incremental hole for side marker lights.

FRONT HEADLAMP LIGHTING SOLUTION (661)



Police headlamp. Includes base headlamp with high-beam wig-wag function and (2) white LED side warning lights.

SIDE MARKER LED LAMPS (96E)



Police side lamps. Fender side markers feature backlit flashing, linear high-intensity LED lamps.

TAILLAMP LIGHTING SOLUTION (662)



Police taillamp. Includes halogen base lamp, plus (2) integrated hemispheric lighthouse LED side warning lights.

REAR LIGHTING SOLUTION (663)



Police back-window lights. Includes (2) backlit flashing, linear high-intensity LED lights with surround cover (driver side red; passenger side blue) – mounted inside the back window glass.



Police trunk lights. Includes (2) backlit flashing, linear high-intensity LED lights (driver side red; passenger side blue) – mounted on the inside of the trunk decklid. Lights activate when trunk is open.

HEADLAMP HOUSING (86P)



Police front housing. Eliminates the need to drill or modify housing assemblies; with incremental hole for side marker lights.

FRONT HEADLAMP LIGHTING SOLUTION (66A)



Police headlamp. Includes base headlamp with high-beam wig-wag function and (2) white LED side warning lights.

SIDE MARKER LED LAMPS (63L)



Rear quarter-glass side marker LED lamps. Features backlit flashing, linear high-intensity LED lamps.

TAILLAMP LIGHTING SOLUTION (66B)



Police taillamp. Includes halogen base lamp, plus (2) integrated hemispheric lighthead LED side warning lights.

REAR LIGHTING SOLUTION (66C)



Police liftgate-glass lights. Includes (2) backlit flashing, linear high-intensity LED lights with surround cover (driver side red; passenger side blue) – mounted inside the liftgate glass.



Police liftgate lights. Features (2) backlit flashing, linear high-intensity LED lights (driver side red; passenger side blue) – mounted inside the liftgate lip. Lights activate when liftgate is open.

SIDE MARKER LED LAMPS (63B)



Sideview mirror side marker LED lamps. Features backlit flashing, linear high-intensity LED lamps.

AUXILIARY WARNING LAMPS (21L)



Front warning auxiliary lamps. Features integrated, custom-designed LED assemblies.

POCKET WARNING LAMPS (21W)




Forward indicator pocket warning lamps. Custom-designed, multifunctional Park/Turn/Warn (PTW) LED assemblies integrated into the headlamp system.

NEW – VISOR LIGHT BAR (96W)



Front interior visor light bar. Includes (2) backlit flashing, linear high-intensity LED lights (driver side red; passenger side blue) – mounted inside the windshield glass. Lights can be programmed for tricolor (red, white, blue) patterns.





TRUNK UPFIT PACKAGE

(Sedan 854)


- A. Trunk electronics tray** – Aluminum, retractable locking tray installed at plant; no height adjustment
- B. Trunk circulation fan** – Wired to ignition to turn on; circulates air from the cabin to the trunk; wiring harness not included
- C. Rear console plate** – Interfaces with front console mounting plate and extends through 2nd-row occupant area to seat bottom; acting as wiring conduit on top of transmission tunnel
- D. Wiring harness** – Includes (2) light connectors – supports up to (3) LED lights each (engine compartment); (1) grille LED light connector – supports (2) LED lights; (2) 50-amp battery ground circuits in power distribution junction block (in-trunk); (1) 10-amp siren/speaker circuit (engine to trunk); trunk circulation fan maintains airflow from cabin to trunk; trunk electronics tray (4 sq. ft.) with 18" of travel when fully extended; and pre-wiring for grille LEDs and siren/speaker



LIGHT CONTROLLER PACKAGE

(Sedan 855)

- A. Trunk electronics tray** – Aluminum, retractable locking tray installed at plant; no height adjustment
- B. Trunk circulation fan** – Wired to ignition to turn on; circulates air from the cabin to the trunk
- C. Rear console plate** – Interfaces with front console mounting plate and extends through 2nd-row occupant area to seat bottom; acting as wiring conduit on top of transmission tunnel
- D. Wiring harness** – Includes (2) light connectors – supports up to (3) LED lights each (engine compartment); (1) grille LED light connector – supports (2) LED lights; (2) 50-amp battery ground circuits in power distribution junction block (in-trunk); (1) 10-amp siren/speaker circuit (engine to trunk); trunk circulation fan maintains airflow from cabin to trunk; trunk electronics tray (4 sq. ft.) with 18" of travel when fully extended; and pre-wiring for grille LEDs and siren/speaker
- E. Control system** – Includes PCC8R controller, control head, and wire



CARGO WIRING UPFIT PACKAGE

(Utility 67G)

- C. Rear console plate** – Interfaces with front console mounting plate and extends through 2nd-row occupant area to seat bottom; acting as wiring conduit on top of transmission tunnel
- D. Wiring harness** – Includes (2) light connectors – supports up to (6) LED lights (engine compartment); (2) grille light connectors; and (1) 10-amp siren/speaker circuit (engine to cargo area)
- E. Control system** – Includes PCC8R controller, light relay center, control head, cable from controller to control head (console to cargo area), and wire




READY-FOR-THE-ROAD PACKAGE


(Sedan 856/Utility 67H)




Police headlamp housing. Eliminates the need to drill or modify housing assemblies; with incremental hole for side marker lights.



Police headlamp. Includes base headlamp with high-beam wig-wag function and (2) white LED side warning lights.



Grille LED lights. Includes (2) backlit flashing linear high-intensity LED lights (driver side red; passenger side blue).



Police taillamp. Includes halogen base lamp, plus (2) integrated hemispheric lighthouse LED side warning lights (Sedan with red lens; Utility with white lens).



Police rear lighting. Includes (2) backlit flashing, linear high-intensity LED lights with surround cover (driver side red; passenger side blue). Sedan lights are mounted on the inside of the back window and Utility lights are mounted on the inside of the liftgate glass.



Police rear lighting. Includes (2) backlit flashing, linear high-intensity LED lights (driver side red; passenger side blue) – Sedan lights are mounted on the inside of the trunk decklid and Utility lights are installed on the inside lip of the liftgate. (Lights activate when trunk/liftgate is open.)



Trunk storage vault (Sedan only). Lockable – ideal for contraband/small arms – located in driver's side of trunk.



Trunk electronics tray (Sedan only). Aluminum, retractable locking tray installed at plant; no height adjustment.



Trunk circulation fan (Sedan only). Wired to ignition to turn on; circulates air from the cabin to the trunk.



Rear console plate. Interfaces with front console mounting plate and extends through 2nd-row occupant area to seat bottom (acting as wiring conduit on top of transmission tunnel).




Hidden door lock plunger. Manual lock rod; rear door handles inoperable.



100-watt siren/speaker. Includes wire.



Control system. Includes CenCom™ controller, control head, and wire.



Wiring harness (Sedan). Includes (2) light connectors that support up to (3) LED lights each (engine compartment); (1) grille LED light connector that supports (2) LED lights; (2) 50-amp battery ground circuits in power distribution junction block (in-trunk); (1) 10-amp siren/speaker circuit (engine to trunk); trunk circulation fan; trunk electronics tray (4 sq. ft.); and pre-wiring for grille LEDs and siren/speaker.



Wiring harness (Utility). Includes (2) light connectors – supports up to (6) LED lights (engine compartment); (2) grille light connectors; and (1) 10-amp siren/speaker circuit (engine to cargo area).

FRONT INTERIOR VISOR LIGHT BAR (96W)

Ford now offers a low-profile visor light bar that mounts inside the Police Interceptor® Utility to enable a stealth appearance.

- Interior visor light bar is fully integrated at the top of the windshield to allow for maximum visibility
- Dark shade band at the top of the windshield is replaced by clear glass when the visor light is ordered, providing superior color visibility and brightness
- When activated, the visor lights flash bright, alternating red and blue bars; can be programmed for red/red or blue/blue operation
- Also features bright white “take down” and “scene” capabilities, which give excellent forward visibility; can be set up to meet California Title 13 regulations
- Program the visor light bar from full intensity down to 20%, as needs dictate
- Comes with a limited warranty and maintains the spacious interior feel that many agencies love



POLICE ENGINE IDLE (47A)

Keep the engine running when you remove the key and step outside – this feature not only allows for a constant idle, it helps prevent your vehicle from unauthorized use.

SWITCHING THE SYSTEM ON

- With the vehicle running and transmission in Park (P), press the engine idle button on the instrument panel
- A warning lamp illuminates to confirm the system is on
- Turn the ignition off and remove the key; the engine remains idling

WHEN THE SYSTEM IS ON

- Power windows are disabled; all windows remain in their current state
- Power door locks are disabled; all doors remain in their current locking state

Note: The doors, along with the decklid or liftgate, can be unlocked with the key or key fob.

SWITCHING THE SYSTEM OFF

- Press the engine idle button
- OR –
- Insert the key and turn the ignition on

Note: If the system is switched off before turning the ignition switch to the run position, the vehicle shuts down.

TWO-TONE VINYL PACKAGE #1

(Sedan 141/Utility 91A)

Vinyl on front doors, rear doors and roof. (Not available with Two-Tone Vinyl Package #2 or #3, or vinyl word wrap.)



TWO-TONE VINYL PACKAGE #3

(Sedan 143/Utility 91C)

Vinyl on front doors and roof. (Not available with Two-Tone Vinyl Package #1 or #2, or vinyl word wrap.)



TWO-TONE VINYL ROOF

(Sedan 148/Utility 91H)

Vinyl on roof only.



TWO-TONE VINYL FRONT DOORS

(Sedan 149/Utility 91J)

Vinyl on front doors only.



EXCLUSIVE VINYL WORD WRAPS

These bold graphics are stop-in-your-tracks arresting. The POLICE wrap comes in your choice of non-reflective white, reflective white or reflective black. And the SHERIFF wrap is offered in non-reflective white only. (Available on both the Sedan and Utility; not available with Two-Tone Vinyl Packages.)



Passenger side – Sedan (144)



Driver side – Sedan (147)




Passenger side – Utility (91D)




Driver side – Utility (91G)

EXTERIOR COLORS



INTERIOR FABRICS



Note: Because of occasional variations in printing, consult your Ford Dealer to ensure the true color choice you make is correct. Colors shown are representative only. Colors are metallic except for Oxford White and Shadow Black. See your dealer for actual paint/trim options. Visit fleet.ford.com for more information on colors and special paint options.



VSO provides special paint and equipment options that are not currently available through regular – fleet-only – production. VSO offers a means of creating customized solutions that can meet the unique requirements of your force.

VSO color and equipment availability! VSO offers a variety of unique paint finishes; bright Fire Engine Red is a very popular choice. In addition, VSO lighting packages – such as those listed at right – offer a distinctive appearance and help ensure adherence to state law requirements.

New option development (VSO inquiries). Establishing new VSO options is initiated by a customer request called a “VSO inquiry.” Your dealer representative will submit the VSO inquiry. All requests are received, reviewed and approved by the VSO department to ensure the end product is compatible with regular and limited options. The end product must also meet Ford Motor Company standards of quality, durability, safety and performance.

Production timing. VSO vehicles with existing VSO options take 60-90 days to go from order receipt to production. For vehicles with newly developed VSO options, please include the development timing provided within the inquiry response. For your fleet planning purposes, VSO production typically begins a month after Job One and balances out a month prior to Job Last.

Before ordering and to help you plan better, please visit fleet.ford.com/orders/vehicle-special-order to view the most current VSO options.

VSO EXTERIOR COLOR



Fire Engine Red

VSO POLICE LIGHTING OPTIONS

- Grille lights – Red/red or blue/blue
- Rear lights – Red/red or blue/blue
- Front marker lights – Red/red, blue/blue or red/blue split
- Front PTW (Park/Turn/Warn) lights (Sedan only) – Red/red or blue/blue
- Side marker lights (Sedan only) – Red/red or blue/blue
- Front indicator pocket warning lights (Utility only) – Red/red, blue/blue, red/white or blue/white
- Front warning auxiliary lights (Utility only) – Red/red, blue/blue, red/white or blue/white
- Sideview mirror side marker lights (Utility only) – Red/red or blue/blue
- Taillamp warning lights (Utility only) – Red/red, blue/blue or red/blue split
- Rear quarter-glass side marker lights (Utility only) – Red/red or blue/blue

Order codes, pricing, and details can be found at fleet.ford.com/orders/vehicle-special-order

EXPEDITION/EL SSV SPECS

Available on XL – **FLEET EXCLUSIVE**



Expedition EL XL. Shadow Black. Available and aftermarket upfit equipment.

SPECIAL SERVICE VEHICLE (SSV) PACKAGE (102A)

- 17" steel wheels (265/70R17 AT OWL)
- 3.73 limited-slip rear axle
- 4x4 skid plates
- Front tow hooks
- Less running boards
- Black exterior door handles and grille
- Cloth 1st-row/vinyl 2nd-row seating
- 3rd-row seat delete with cover/end cap
- 3rd-row storage bins
- Column shifter
- Floor console delete
- Vinyl floor covering

STANDARD FEATURES

12-volt powerpoints (3)
150-amp heavy-duty alternator
Air conditioning with rear auxiliary controls
Audio – AM/FM stereo
Automatic quad-beam reflector headlamps with rainlamp
Cruise control
Easy Fuel® capless fuel filler
Electric power-assisted steering (EPAS)
Engine – 3.5L EcoBoost® V6
Integrated Class IV Trailer Tow Package

STANDARD SAFETY & SECURITY

3-point safety belts for all seating positions
AdvanceTrac® with RSC® (Roll Stability Control™)
Airbags – Dual-stage front
Airbags – Front-seat side
Airbags – Safety Canopy® System with side-curtain airbags and rollover sensor
Belt-Minder® front safety belt reminder
Brakes – 4-wheel disc Anti-Lock Brake System (ABS)
Child-safety rear door locks
LATCH – Lower Anchors and Tether Anchors for Children

AVAILABLE FEATURES

Control Trac® 4WD
Daytime running lamps
Engine block heater
Running boards

AVAILABLE PACKAGES^{1,2}

Fleet Convenience Package (50F)
Heavy-Duty Trailer Tow Package (536)
SSV Upgrade Package (65C)

Mirror – Auto-dimming rearview
Mirrors – Black, power, heated sideview with integrated blind spot mirrors and security approach lamps
MyKey®
Power windows and door locks with one-touch -up/-down driver's side window feature
Rear-wheel drive (RWD)
Seats – 1st-row buckets with recline and 6-way power driver's with manual lumbar support; 2nd-row 40/20/40 split (CenterSlide®) with recline
Tilt/telescoping steering column
Transmission – 6-speed automatic

Perimeter alarm
Rear view camera
Remote Keyless Entry System
SecuriCode™ keyless entry keypad
SecuriLock® Passive Anti-Theft System
SOS Post-Crash Alert System™
Tire Pressure Monitoring System (excludes spare)
Traction control
Trailer sway control

Seat – 2nd-row 40/20/40 split bench (cloth)
Seat – 3rd-row 60/40 split manual bench (vinyl; cloth with 21F)
SYNC®

DIMENSIONS & CAPACITIES³

DIMENSIONS (in.)	Expedition	Expedition EL
Length	206.0	220.8
Wheelbase	119.0	131.0
Width – Excluding mirrors	78.8	78.8
Including mirrors	91.8	91.8
Mirrors folded	79.7	79.7
Height	77.2	77.7 (4x2); 78.3 (4x4)
Minimum running ground clearance	8.3 (4x2); 8.0 (4x4)	8.3 (4x2); 8.0 (4x4)
Liftover height	34.1 (4x2); 34.0 (4x4)	34.1
Cargo rear opening height	34.6	34.1
Cargo rear opening width at floor	56.7	56.7

CAPACITIES (cu. ft.)	Expedition	Expedition EL
Cargo volume – Behind 1st row	108.3	130.8
Behind 2nd row	55.0	85.5
Behind 3rd row (if equipped)	18.6	42.6
Fuel (gal.)	28.0	33.5
Seating	5, 8	5, 8

ENGINE

	3.5L EcoBoost V6	
Horsepower (hp @ rpm)	365 @ 5,000	
Torque (lb.-ft. @ rpm)	420 @ 2,250	

TRAILER WEIGHT RATINGS⁴

Hitch Class	Maximum Load (lbs.)	
	Expedition	Expedition EL
4x2 Class IV	9,200	9,200
4x4 Class IV	9,200	9,100

Maximum weights shown are for properly equipped vehicles with required equipment and a 150-lb. driver. Weight of additional options, equipment, passengers and cargo must be deducted from this weight. For additional information, see your dealer. Cargo and load capacity limited by weight and weight distribution.


Not rated for pursuit.

¹Available on select series. Restrictions may apply. See your dealer for details. ²Visit fleet.ford.com for complete package content. ³Dimensions and capacities shown may vary due to optional features and/or production variability. Cargo and load capacity limited by weight and weight distribution. ⁴Requires optional Heavy-Duty Trailer Tow Package. ⁵Additional charge. ⁶Metallic.

EXTERIOR COLORS¹



INTERIOR COLORS¹



F-150 SSV SPECS

Available on XL – **FLEET EXCLUSIVE**



F-150 XL SuperCrew® 4x4. Shadow Black. Available and aftermarket upfit equipment.

SPECIAL SERVICE VEHICLE (SSV) PACKAGE (66S)

- Available on XL SuperCab and SuperCrew only
- 5.0L Ti-VCT 4-valve V8 FFV or 3.5L EcoBoost® 4-valve V6 engine
- 240-amp alternator
- Cloth 40/blank/40 front seats (SG) with center-seat section deleted (restraint control module cover provided)
- Vinyl rear bench seat and floor covering
- Column-mounted shifter

STANDARD FEATURES

12-volt powerpoint, front
23.0-gallon fuel tank capacity
Black vinyl floor covering
Cargo box tie-downs (4)
Daytime running lamps – Controllable
Easy Fuel® capless fuel filler
Electronic shift-on-the-fly (ESOF) (4x4)

STANDARD SAFETY & SECURITY

AdvanceTrac® with RSC® (Roll Stability Control™) and Curve Control
Airbags – Front-seat side and Safety Canopy® System with side-curtain airbags and rollover sensor
Belt-Minder® front safety belt reminder
Brakes – Power 4-wheel vented disc Anti-Lock Brake System (ABS)
LATCH – Lower Anchors and Tether Anchors for Children

AVAILABLE FEATURES

4x4
AM/FM stereo/single-CD player with clock and 6 speakers
Backup alarm system
BoxLink™ with 4 premium locking cleats
Class IV trailer hitch
Cruise control
Daytime running lamps – Non-controllable
Engine block heater
Fixed rear window with privacy glass and defroster
Fog lamps
Ford Telematics™ powered by Telogis®¹
Full-coverage rubber floor mats
Integrated trailer brake controller
Mirrors – Manual-folding, power, heated sideview with integrated turn signal indicators, high-intensity LED security approach lamps, LED spotlights, driver's side auto-dimming feature, and black mirror caps

Mirrors – Power sideview (XL 101A)
Power windows and door locks (XL 101A)
Quick-release tailgate with lock
SYNC® (XL 101A)
Transmission – SelectShift® automatic with progressive range select and tow/haul mode

MyKey® (XL 101A)
Personal Safety System™ for driver and right-front passenger with dual-stage front airbags
Remote Keyless Entry System (XL 101A)
SecuriLock® Passive Anti-Theft System
SOS Post-Crash Alert System™
Tire Pressure Monitoring System (excludes spare)
Trailer sway control

Plastic drop-in bedliner
Power-sliding rear window with privacy glass and defroster
Rear view camera with Dynamic Hitch Assist (XL 100A; requires Power Equipment Group)
Reverse Sensing System
Skid plates (4x4)
Snow plow prep
Spray-in bedliner
SYNC (XL 100A)
Tailgate step includes step, grab bar and tailgate lift assist
Tires – LT245/70R17E BSW all-terrain
Wheels – 18" Silver heavy-duty aluminum

AVAILABLE PACKAGES²

CNG/Propane Gaseous Engine Prep Package (98G)	XL Chrome Appearance Package (86A)
FX4 Off-Road Package (55A)	XL Power Equipment Group (85A)
Heavy-Duty Payload Package (627)	XL Sport Appearance Package (861)
Trailer Tow Package (53A)	
Max. Trailer Tow Package (53C)	

CARGO AREA

CARGO AREA (in.)	5½' Styleside Box	6½' Styleside Box	8' Styleside Box
Length at floor	67.1	78.9	97.6
Width at wheelhouse	50.6	50.6	50.6
Maximum width inside box	65.2	65.2	65.2
Volume (cu. ft.)	52.8	62.3	77.4

ENGINES

ENGINE	Transmission (with progressive range select and tow/haul mode)	Horsepower (hp @ rpm)	Torque (lb.-ft. @ rpm)
3.5L EcoBoost 4-valve V6	SelectShift automatic	365 @ 5,000	450 @ 2,500
5.0L Ti-VCT 4-valve V8 FFV	SelectShift automatic	385 @ 5,750	387 @ 3,850

DIMENSIONS & CAPACITIES

DIMENSIONS (in.)		SuperCab		SuperCrew	
		6½' Box	8' Box	5½' Box	6½' Box
Wheelbase	4x2/4x4	145.0	163.7	145.0	156.8
Length	4x2/4x4	231.9	250.5	231.9	243.7
Height	4x2/4x4	75.5/77.2	75.5/77.0	75.6/77.2	75.7/77.3
Width (excluding mirrors)	4x2/4x4	79.9	79.9	79.9	79.9
CAPACITIES					
Passenger volume (cu. ft.)	Total	116.0	116.0	131.8	131.8
Fuel (gal.)	4x2/4x4	23.0 (36.0 optional)	23.0 (36.0 optional)	23.0 (36.0 optional)	23.0 (36.0 optional)
Payload³ (lbs.)	4x2/4x4	2,310/2,200	2,970/2,730	2,160/2,100	2,910/2,660

Dimensions and capacities shown may vary due to optional features and/or production variability.

Not rated for pursuit.

¹Ford Licensed Accessory. ²Visit fleet.ford.com for complete package content. ³Maximum when properly equipped. ⁴Available on select series. Restrictions may apply. See your dealer for details. ⁵Metallic.

EXTERIOR COLORS⁴



INTERIOR COLORS⁴



TRANSIT PTV SPECS

Transit 150, Transit 250, Transit 350, Transit 350 Heavy-Duty



Transit 250 Medium Roof LWB Van. Shadow Black. Available and aftermarket upfit equipment.

PRISONER TRANSPORT VEHICLE (PTV)

- Built Ford Tough® RWD lineup can be compartmentalized and customized with heating/cooling, lighting, surveillance cameras and more¹
- Unibody construction with choice of 3 roof heights,² 3 lengths² and 3 powertrains² (including EcoBoost® and diesel options)
- CNG/Propane Gaseous Engine Prep Package and conversion³ available
- Flex-fuel capability⁴
- Maximum payload ratings of up to 4,650 lbs.^{2,5}

STANDARD FEATURES

12-volt powerpoints (2)
 25-gallon fuel tank capacity
 60/40 split side cargo door (Low Roof)
 Air conditioning – Front only (manual)
 Alternator – 150-amp
 Cargo area load compartment lighting (LED)
 Engine – 3.7L Ti-VCT V6
 Full-size spare wheel and tire
 Grab handle on passenger-side A-pillar
 Halogen headlamps

STANDARD SAFETY & SECURITY

3-point safety belts for all seating positions
 AdvanceTrac® with RSC® (Roll Stability Control™)
 Airbags – Driver and front-passenger front, front-seat side, and Safety Canopy® System with side curtains
 Brakes – 4-wheel disc Anti-Lock Brake System (ABS)

AVAILABLE FEATURES

3 body lengths: Regular, Long and Extended Length
 3 roof heights: Low, Medium and High⁶
 Alternator – Heavy-duty
 Cruise control
 Engine – 3.2L Power Stroke® I-5 Turbo Diesel
 Engine – 3.5L EcoBoost V6
 Engine block heater
 Flex-fuel capable – 3.7L Ti-VCT V6
 Ford Telematics™ powered by Telogis^{®7}
 Integrated trailer brake controller
 Lane-keeping alert with driver alert
 Message center – Level 1
 Mirrors – Long-arm, power sideview
 Mirrors – Long-arm, power, heated sideview with turn signal indicators
 Mirrors – Short-arm, power, heated sideview with turn signal indicators

AVAILABLE PACKAGES⁸

Ambulance Prep Package (47B)
 CNG/Propane Gaseous Engine Prep Package (98C)
 Exterior Upgrade Package (18D)
 Heavy-Duty Trailer Tow Package (53B)

Mirrors – Short-arm, power sideview
 Power door locks
 Power windows
 Remote Keyless Entry System
 Seating – Front bucket seats with adjustable head restraints (includes driver's side inboard armrest)
 Sliding passenger-side cargo door (Medium Roof and High Roof)
 Tilt/telescoping steering column
 Transmission – 6-speed SelectShift® automatic
 Windshield wipers – Variable-intermittent

Rear view camera
 Side wind stabilization
 SOS Post-Crash Alert System™
 Tire Pressure Monitoring System (excludes spare, SRW only)

MyKey®
 Privacy glass
 Reverse Sensing System
 SecuriLock® Passive Anti-Theft System
 SYNC® 3
 Trailer wiring provisions
 Upfitter switches (4)
 Wheels – 16" aluminum

FLEET EXCLUSIVES

Center console delete
 Daytime running lamps
 Mirrors – Long-arm, manual sideview
 Mirrors – Short-arm, manual sideview
 Speed limitation – 65-, 70- and 75-mph

Interior Upgrade Package (96C)
 Load Area Protection Package (96D)
 Premium Package (96J)

DIMENSIONS & CAPACITIES⁹

WHEELBASE (in.)	150/250 SRW		150/250/350 SRW			250/350 SRW; 350 HD DRW
	Regular 130		Long 148			Long EL 148
	Low Roof	Medium Roof	Low Roof	Medium Roof	High Roof	High Roof
Roof height						
Passenger capacity	2	2	2	2	2	2
Rows of seats	1	1	1	1	1	1
EXTERIOR (in.)						
Wheelbase	129.9	129.9	147.6	147.6	147.6	147.6
Length	219.9	217.8	237.6	235.5	235.5	263.9
Height	83.6	100.8	83.2	100.7	110.1	109.4
Width – Excluding mirrors	81.3	81.3	81.3	81.3	81.3	81.3; 83.7
Width – Including mirrors	97.4	97.4	97.4	97.4	97.4	97.4
Width – Mirrors folded	83.2	83.2	83.2	83.2	83.2	83.2
Front track	68.2	68.2	68.2	68.2	68.2	68.2; 68.5
Rear track	68.6	68.6	68.6	68.6	68.6	68.6; 65.7
Front overhang	40.3	40.3	40.3	40.3	40.3	40.3
Rear overhang	49.7	47.6	49.7	47.6	47.6	76.0
Load height (curb)	28.9	28.9	28.7	28.7	28.7	28.0
Side-door opening height	49.6	63.0	49.6	63.0	63.0	63.0
Side-door opening width – 60/40 swing-out	51.2	–	51.2	–	–	–
Side-door opening width – Sliding	51.2	51.2	51.2	51.2	51.2	51.2
Rear cargo door opening height	49.5	64.9	49.5	64.9	74.3	74.3
Rear cargo door opening width	61.7	61.7	61.7	61.7	61.7	61.7
INTERIOR (in.)						
Head room	40.8	52.0	40.8	52.0	56.6	56.6
Leg room (max.)	41.3	41.3	41.3	41.3	41.3	41.3
Hip room	67.5	67.5	67.5	67.5	67.5	67.5
Shoulder room	67.9	67.9	67.9	67.9	67.9	67.9
Cargo length front (at floor)	126.0	126.0	143.7	143.7	143.7	172.2
Cargo length front (at belt)	115.9	115.9	133.6	133.6	133.6	162.0
Cargo width between wheelhouses	54.8	54.8	54.8	54.8	54.8	54.8; 45.4
Cargo height maximum	56.9	72.0	56.9	72.0	81.5	81.5
CARGO CAPACITY (cu. ft.)						
Cargo volume behind 1st row	246.7	315.2	277.7	357.1	403.2	487.2

ENGINES

ENGINE	Horsepower (hp @ rpm)	Torque (lb.-ft. @ rpm)
3.7L Ti-VCT V6	275 @ 6,000	260 @ 4,000
3.5L EcoBoost V6	310 @ 5,500	400 @ 2,500
3.2L Power Stroke I-5 Turbo Diesel	185 @ 3,000	350 @ 1,500–2,500


Not rated for pursuit.

¹Aftermarket upfit. ²Available on select series. Restrictions may apply. See your dealer for details. ³3.7L Ti-VCT V6 only; through a Ford Qualified Vehicle Modifier. ⁴Available on 3.7L Ti-VCT V6 only. ⁵When properly equipped. Cargo, load and trailer tow capacities limited by weight and weight distribution. ⁶High Roof not available on Transit 150. ⁷Ford Licensed Accessory. ⁸Visit fleet.ford.com for complete package content. See your dealer for details. ⁹Dimensions and capacities shown may vary due to optional features and/or production variability. Cargo and load capacity limited by weight and weight distribution. ¹⁰Metallic. ¹¹Fleet only.

EXTERIOR COLORS²



INTERIOR COLORS²



ESSENTIAL RESOURCES

How many units can you add to your fleet this year? The Ford Credit Municipal Lease Purchase Finance Program is a flexible funding plan available to state and local governments that will let you acquire the units you need when you need them.



BENEFITS

- Maximize limited budget funds – typically, you can get the benefit of cost-efficient tax-exempt financing
- Avoid the high cost and downtime of maintaining older high-mileage vehicles
- Add units to your fleet with current technology
- Finance add-on equipment, upfits and extended warranty plans
- No down payment or security deposit required
- Accumulate equity with each payment, and realize ownership at lease-end
- Flexible payment schedules, including monthly, quarterly or annual payments, can be arranged to meet your needs

Best of all – Ford Credit Municipal Finance Specialists will assist you in handling the transaction from start to finish.

LEARN MORE

Ford Motor Credit Company LLC is not acting as a municipal advisor or financial advisor, and has no fiduciary duty to you pursuant to Section 15B of the Securities Exchange Act of 1934. The information contained in this brochure is not intended to be and should not be construed as “advice” within the meaning of Section 15B of the Securities Exchange Act of 1934 and the municipal advisor rules of the SEC.

Contact your Ford Credit Municipal Lease Specialist at 1.800.241.4199 or visit credit.ford.com/municipal-finance

OPTION A

Purchase today in cash!¹



OPTION B

Purchase with the Ford Credit Municipal Lease/Purchase Finance Program.¹



Note: Vehicles shown for illustrative purposes only.

¹Based on the assumption that you could purchase Option A for \$125,000 from your annual budget, or you could lease/purchase Option B with a total equipment cost of \$356,000 at 5.35% APR, resulting in 3 annual payments of \$124,902.22. This is an example and rates are subject to change. Funding subject to credit approval by Ford Credit.

Ford Motor Credit Company (“FMCC”) is providing the information contained in this document for discussion purposes only in connection with a proposed arm’s length commercial leasing transaction between you and FMCC. FMCC is acting for its own interest and has financial and other interests that differ from yours. FMCC is not acting as a municipal advisor or financial advisor to you, and has no fiduciary duty to you. The information provided in this document is not intended to be and should not be construed as “advice” within the meaning of Section 15B of the Securities Exchange Act of 1934 and the municipal advisor rules of the SEC. FMCC is not recommending that you take an action and you should discuss any actions with your own advisors as you deem appropriate.

FORD PROTECT IS AVAILABLE FOR ALL FORD SPECIAL SERVICE VEHICLES

Upgrade your protection: Select the extended warranty that best suits your needs. There are 4 plans available that wrap around or extend the powertrain warranty – PowertrainCare, BaseCare, ExtraCare, PremiumCare – with comprehensive coverage for up to 8 years and 150,000 miles on new vehicles. In addition, drop-off first-day rental is included on all plans.

FORD COLLISION PARTS

Dependability is crucial. To do your job, you depend on every piece of your equipment to function as it was designed. The same goes for your police unit, and if you’re ever in an accident, you can depend on Ford Collision Parts: sheet metal, bumpers and lights to help restore your vehicle to pre-accident condition. Ford Collision Parts are equal in quality, fit and structural integrity to the original parts that came on your vehicle because they are the same parts used in the production of new vehicles. Designed, engineered, and produced by Ford Motor Company to meet Federal Motor Vehicle Safety Standards. Cheap imitation parts can’t make that claim. So don’t settle for anything less dependable than Ford Collision Parts.

FORD FLEET CARE

Ford Fleet Care is a centralized billing service you can use to make a single monthly payment on behalf of your entire fleet for maintenance and repairs performed at participating Ford Dealers and Quick Lane Tire & Auto Centers. Over-the-counter parts purchases at participating Ford Dealers can also be included. There is no enrollment fee, no per-vehicle fee and no administration fee for warranty-covered repairs. Plus, you preset your drivers’ spending limits, which cannot be exceeded without your approval. Visit fleetcare.ford.com or call **1.800.367.3221** for more information.

ELITE POLICE ADVISORY BOARD


An industry first. Acting as a liaison and resource for law-enforcement agencies nationwide, the Police Advisory Board (PAB) provides frank and direct feedback on the products, programs and policies of Ford. These standout officials help refine current vehicles and create future offerings. Input on safety, reliability and durability is essential to serving unique operational needs, and proves invaluable to the ongoing development of Ford Police Interceptors and Special Service Vehicles. Please visit fleet.ford.com for more PAB specifics.



ANDRE BONIECKI
Royal Canadian Mounted Police
andre.boniecki@rcmp-grc.gc.ca
613.843.3771



DARRELL COOPER
Kansas City Police Department
darrell.cooper@kcpd.org
816.810.5992



CARL HUSE
Mississippi Highway Patrol
chuse@mdps.state.ms.us
601.940.0099



KEVIN RAUSIC
San Diego Police Department
krausic@pd.sandiego.gov
619.871.7989



KARL BRENNER
Massachusetts State Police
karl.brenner@state.ma.us
508.820.2270



DAVID DO
Los Angeles County Sheriff’s Department
dcd@lasd.org
323.881.3982



ED KODIS
Ontario Provincial Police
ed.kodis@opp.ca
705.238.1372



ED SANOW
Law and Order Magazine
esanow@hendongpub.com
765.491.1327



JENNIFER BROWN
Flagstaff Police Department
jbrown@coconino.az.gov
928.556.2305



SCOTT EARL
Unified Police of Greater Salt Lake
searl@updsl.org
801.599.4240



MIKE MCCARTHY
Michigan State Police
mccarthy4@michigan.gov
517.322.1787




DAREN TURNER
Las Vegas Metro Police Department
d6573t@lvmpd.com
702.828.3321




LARRY CAMPBELL
City of Fort Wayne
larry.campbell@cityoffortwayne.org
260.427.5291



DAVID (DOC) HALLIDAY (RET.)
Michigan State Police
dhalliday430@gmail.com
517.256.3689




STEVE MILLS
California Highway Patrol
stmills@chp.ca.gov
916.376.3535



JIM TUROW
Guelph Police
jturow@guelphpolice.ca
519.824.1212 x7258



MIKE CARKIDO
Boardman Police Department
mcarkido@boardmantwp.com
330.726.4190




JEFFREY HAWTHORNE
Palm Beach County Sheriff’s Office
hawthornej@pbso.org
561.688.3482



DAVE MOTOLA
City of Miami Gardens
dmotola@miamigardens-fl.gov
954.816.2491




LOGAN WERNET
Mason City Police
lwernet@masoncity.net
641.494.3565




JOE CONSOLI
Anne Arundel County
P93377@aaccounty.org
443.336.4091



JASON HUSBY
South Dakota Highway Patrol
jason.husby@state.sd.us
605.773.5481



SCOTT OLEXA
New York Police Department
scott.olexa@nypd.org
718.476.7588



SEAN WILLIAMS
Collier County Sheriff’s Office
sean.williams@colliersheriff.org
239.253.5361

TO SERVE YOU

GOVERNMENT SALES REGIONAL MANAGERS

Don Cobb

Northeast States:
CT, DE, MA, MD, ME, NH, NJ, NY, PA, RI, VT
860.250.9914
dcobb@ford.com

James Morgan

Southeast States:
AL, FL, GA, NC, SC, TN, VA
901.230.0125
jmorga12@ford.com

Jeff Nichols

North Central States:
IA, IL, IN, KY, MI, MN, OH, WI, WV
313.595.4691
jnichol3@ford.com

Greg Dugan

South Central States:
AR, KS, LA, MO, MS, OK, TX
972.632.8643
gdugan@ford.com

Scott Clark

Western States:
AK, AZ, CO, MT, ND, NE, NM, SD, UT, WY
801.808.4982
sclark10@ford.com

Steve Hoe

Western States:
CA, HI, ID, NV, OR, WA
916.705.5350
shoe@ford.com

GOVERNMENT SALES MANAGER

Tony Gratson

313.390.1041
tgratson@ford.com

STATE & LOCAL GOVERNMENT SALES MANAGER

Ron Anderson

313.390.1058
randers1@ford.com

VEHICLE SPECIAL ORDER (VSO) SALES COORDINATOR

Cale Kehoe

VSO Coordinator
313.390.0855
ckehoe1@ford.com

FEDERAL GOVERNMENT SALES MANAGER

Debra Hairston

313.390.1095
dhairsto@ford.com

MUNICIPAL BUSINESS DEVELOPMENT MANAGERS

Evan Pleasant

AK, AZ, AR, CA, CO, HI, ID, IL, IA, KS, LA, MN, MS, MO, MT, NE, NV, NM, ND, OK, OR, SD, TX, UT, WA, WI, WY
313.845.7894
epleasant@ford.com

Mark Samhat

CT, DE, ME, MD, MA, NH, NJ, NY, PA, RI, VT
313.594.1825
msamhat2@ford.com

Janet Doty

AL, FL, GA, IN, KY, MI, NC, OH, SC, TN, VA, WV
313.390.7184
jdoty@ford.com

FORD CREDIT MUNICIPAL FINANCE PROGRAM

1.800.241.4199 (Press 1)

FORD FLEET CUSTOMER SERVICE

Fleet Customer Information Center (FCIC):
1.800.34.FLEET (U.S.)
1.800.668.5515 (CANADA)

Open 8:30 AM – 5:00 PM EST

Choose from the following selections:

- FIN Enrollment/Website (Press 1)
- Fleet Sales/Order-to-Delivery (Press 2)

The FCIC supports Fleet Accounts by providing a single source to answer all of your Fleet-related questions.

POLICE INTERCEPTOR® MODIFIERS GUIDE

Call Center: 877.840.4338
Downloadable PDF:
fordpoliceinterceptorupfit.com

FORD FLEET

North American Fleet, Lease & Remarketing Operations

fleet.ford.com • 1.800.34.FLEET

Some features discussed may be optional. Vehicles shown may contain optional or modifier-installed equipment. Features shown may be offered only in combination with other options or subject to additional ordering requirements or limitations. Information in this brochure was developed from Order Guides as of May 2016. Following publication of this catalog, certain changes in standard equipment, options and the like, or product delays may have occurred which would not be included in these pages. • Always wear your safety belt, secure children in the rear seat and follow airbag warning label instructions. • SYNC®: Don't drive while distracted. Use voice-operated systems when possible; don't use handheld devices while driving. Some features may be locked out while the vehicle is in gear. Not all features are compatible with all phones. Message and data rates may apply. • For more information, visit fleet.ford.com. • Ford Motor Company reserves the right to change product specifications at any time without incurring obligations. Comparisons based on competitive models, publicly available information and Ford certification data at time of printing. • Unity is a registered trademark of Unity Manufacturing Co. • Whelen is a registered trademark of Whelen Engineering Co., Inc.

