



2018 Ridgeline



Life isn't about a white picket fence with a two-car garage. It's about starting an adventure and finding out where you'll end up. It's about the journey and yours starts right here.



Overview 02

Exterior 04

Seating/Interior Amenities 06

Black Edition 08

Cargo 10

Accessories 12

Performance 16

Technology 20

Honda Sensing™ Technologies 22

Safety 24

The Power of Dreams 26

Warranty 27

Specifications 28

Colours & Trims 31



Country-born, city-driven.

The hard-working 2018 Ridgeline is back, ready to take on practically anything you or the road can throw at it. The vehicle features a wide, capable bed to tackle virtually any job. Plus, it includes must-have features like Apple CarPlay™^{1,2}/Android Auto™^{1,2}, an available Truck-Bed Audio System™, and standard Honda Sensing™ technologies designed to make it more aware of the road. If you like your toys to look as good as they work, then the Ridgeline is the truck for you.

1. None of the features we describe are intended to replace the driver's responsibility to exercise due care while driving. Drivers should not use handheld devices or operate certain vehicle features unless it is safe and legal to do so. Some features have technological limitations. For additional feature information, limitations and restrictions, please visit www.honda.ca/disclaimers and refer to the vehicle's Owner's Manual.
2. Only compatible with certain devices and operating systems. Operation may be dependent upon: 1. connection to vehicle's built-in Wi-Fi hotspot, or 2. GPS satellite signal reception and available cellular data and/or voice connection; associated charges (incl. data plans, roaming charges and/or other amounts charged by your wireless carrier) may apply.



DUAL-ACTION TAILGATE

Get supplies and cargo in and out of the Ridgeline, no problem. Pull the tailgate down vertically or, if you've got a bigger load, swing it open to the side for easy angling.

Accessorized model shown.



Accessorized model shown with Roof rack rails, silver and Running boards.

Who said real trucks can't have curves?

Just because the Ridgeline has a pretty face, doesn't mean it's a stranger to hard work. The UV-stabilized and scratch-resistant bed is engineered to keep your Ridgeline looking fresh every day. It works around the clock to help protect your ride from any ticks, dings or scrapes. No matter where you are, hold down the fort with eight heavy-duty tie-down cleats to help keep everything in its place. When you need to be seen, available projector-beam LED headlights help to make sure your presence is known. On hot days, you'll love opening the one-touch power moonroof with tilt feature. It'll get fresh air circulating and let you soak up some sun. Who would've thought a truck could look this good? Well, we did.

Key Feature

- Available power-sliding rear cabin window with defroster
- Available fog lights
- Available projector-beam LED headlights with auto-on/off
- Available one-touch power moonroof with tilt feature



Accessorized model shown with Roof rack rails, silver.



**Keep your distance
outside. And inside.**



 AVAILABLE LEATHER-TRIMMED SEATING SURFACES

If you thought the bed was roomy, wait until you're inside the cabin. The Ridgeline sports segment-leading interior spaces, making it one of the largest and most versatile cabins out there. For anything coming along for the ride, the 60/40 lift-up rear seat bends over backwards to help you store the stuff you don't want hauled in the bed. On those cold days to the ski hill or on the job, you and your lucky passengers will forget how you lived without heated front seats or available heated rear seats. For those fickle passengers in the front and back, the available tri-zone automatic climate control helps settle any arguments on the perfect temperature by letting them choose their own. The best part of your A to B won't be arriving. It'll be getting there.



Black is the new black.

No matter where you're going, you'll always look like you're dressed for a night out. The Black Edition Ridgeline has a classic appeal suited for virtually every occasion. Outside, the black chrome grille bar, black door handles and 18" black aluminum-alloy wheels complement its uniformed yet aggressive look. Inside, Black Edition seat stitching and floor mats add sophistication to the interior. If you love showing off, so does the Ridgeline. Red ambient lighting in the foot well, door pocket and cup holders give it some flare and personality. The Black Edition Ridgeline isn't just tough. Some would even call it fancy.

Key Features

- 18" black aluminum-alloy wheels
- Ambient lighting (footwell, door pocket, cupholders) - red
- Black bumper skid garnish
- Black Edition grille emblem



BLACK TO THE LAST DETAIL

Get a grip on sleek black door handles, complemented by a black chrome front grille bar and black bumper skid garnish. Top it off with the Black Edition grille emblem. A mean pickup never looked so nice.



No job too small,
medium or XL.



 LOCKABLE IN-BED TRUNK™

The Ridgeline has your back, quite literally. It's there to hold on to practically anything you're packing in the back while you hold on to the wheel up front. After you've enjoyed the comforts of the cabin, you'll feel even more comfortable knowing that the lockable In-Bed Trunk™ helps to protect anything you store in it. The bed is long and wide enough (5'4" x 5') for virtually all your cargo, with 4'2" of clearance between the wheel wells. Whether it's a kayak, a sheet of drywall or strapping in the ATV, the dual-action tailgate opens up to make storing and securing your gear a snap.¹ Like a good friend, the Ridgeline is always ready to help you move.

Key Feature

- Segment-exclusive 4'2" flat bed space
- Segment-exclusive dual-action tailgate
- Segment-exclusive lockable In-Bed Trunk™
- Segment-exclusive Truck-Bed Audio System™

1. Please ensure that all in-bed items are properly stored, secured and carried in compliance with local laws.

Well-versed in versatility.



ROOF RACK RAILS, SILVER



DOOR VISOR



FRONT GRILLE



TAILGATE TENT



HARD TONNEAU COVER



FENDER GARNISH



RUNNING BOARDS, CHROME



FRONT METAL SKID PLATE



Other Accessories Available

- 18" alloy wheel, machine-painted
- Hood edge deflector (low profile)
- Lower door garnish, chrome
- Moonroof visor
- Roof rack box attachments

Accessories and packages are subject to inventory availability.

Style shouldn't take a back seat.



HEATED STEERING WHEEL




ALL-SEASON FLOOR MATS (HIGH WALL)



CARGO NET - IN-BED TRUNK™

IN-BED TRUNK™ DIVIDER



BED EXTENDER



REAR SEAT COVER, 2ND ROW



DOOR SILL TRIM, ILLUMINATED (FRONT DOORS)




Other Accessories Available

- Ashtray, cup-holder style
- Bike attachment - Trailer hitch mount
- Cargo net - Trunk bed
- Rear back-up sensors
- Rear under seat cargo tray

Accessories and packages are subject to inventory availability.



Accessorized model shown with Cargo net - In-Bed Trunk.**



Pick up and go.

Whether you're tackling endless DIY projects, hauling the family to the cottage or powering through your 9 to 5, the Ridgeline is right there by your side. The 3.5-litre, Direct Injection i-VTEC® V6 engine with 280 hp¹ and 262 lb.-ft of torque¹ gives you enough power to keep you and your passengers in the back of your seats. Teamed up with the Intelligent Variable Torque Management (i-VTM4™) AWD system, Ridgeline is designed to deliver the performance you want and responsiveness you need. If you're taking the road less travelled or the weather's uncooperative, the Intelligent Traction Management System lets you choose between Normal, Snow, Mud or Sand modes to help keep you grounded. The Ridgeline is only limited by what you can throw at it.

Key Feature

Segment-exclusive torque vectoring AWD

AWD

STAY ON TRACK

Torque-vectoring AWD adjusts to your specific traction needs. Whether you're turning tight corners or sailing through sand, the Ridgeline puts power where you need it.



¹Horsepower and torque calculations reflect SAE net, Rev. 08/04, SAE J1349 procedures.



**AVAILABLE 540-WATT
TRUCK-BED AUDIO SYSTEM™**

Some people turn to nature for peace and quiet. Others just want to live out loud. Play your favourite playlist from the available 540-watt Truck-Bed Audio System.™

**The ultimate
getaway vehicle.**



Grown ups still like to play with toys.

Whether you're hitting the open road or city streets, the Ridgeline can be equipped with the gadgets you need. It's business in the front and party in the back with the available 540-watt Truck-Bed Audio System.[™] Plus, the 8" Display Audio System¹ with Apple CarPlay^{™1,2}/Android Auto^{™1,2} lets you pick your favourite jams. It sits front and centre, with navigation features to explore by pinching, swiping, or tapping.

The Ridgeline has power under the hood and power in the bed. The available 150-watt/400-watt AC in-bed power inverter lets you plug in tools, floodlights, and more. Additionally, the available Honda LaneWatch[™] blind spot information system¹ reveals what's in your blind spot by showing you 4x more than the side mirror alone. Moreover, the 7" colour TFT centre meter display lets you keep track of your vehicle's speed and important vehicle information like engine oil life and trip range. Lastly, the world is at your beck and call with the available Honda Satellite-Linked Navigation System.^{™1,3} Its bilingual Voice Recognition can guide you with 3D landmark displays, highway signs, speed limit display, estimated arrival time, and lane guidance.

Key Features


Apple CarPlay^{™1,2}/Android Auto^{™1,2}

MP3/auxiliary input jack

Available 540-watt AM/FM/CD Premium audio system with MP3/Windows Media[®] Audio playback capability and 8 speakers including subwoofer

Available Blind Spot Information (BSI) system¹ with Rear Cross Traffic Monitor¹ system

Available SiriusXM^{™4}



AVAILABLE TRUCK-BED AUDIO SYSTEM[™]



8" DISPLAY AUDIO SYSTEM¹ WITH APPLE CARPLAY^{™1,2}/ANDROID AUTO^{™1,2}



AVAILABLE 150-WATT/400-WATT TRUCK-BED POWER OUTLET



AVAILABLE HONDA LANEWATCH[™] BLIND SPOT DISPLAY¹



7" COLOUR TFT CENTRE METER DISPLAY



AVAILABLE HONDA SATELLITE-LINKED NAVIGATION SYSTEM^{™1,3}

1. None of the features we describe are intended to replace the driver's responsibility to exercise due care while driving. Drivers should not use handheld devices or operate certain vehicle features unless it is safe and legal to do so. Some features have technological limitations. For additional feature information, limitations and restrictions, please visit www.honda.ca/disclaimers and refer to the vehicle's Owner's Manual.

2. Only compatible with certain devices and operating systems. Operation may be dependent upon: 1. connection to vehicle's built-in Wi-Fi hotspot, or 2. GPS satellite signal reception and available cellular data and/or voice connection; associated charges (incl. data plans, roaming charges and/or other amounts charged by your wireless carrier) may apply.

3. Map database covers major metropolitan areas in Canada and the 48 contiguous U.S. states.

4. Only available in certain areas. Includes a no-charge trial of three months.

Senses the unknown,
then makes it known.



BRAKE

FORWARD COLLISION WARNING (FCW) SYSTEM

The FCW system¹ that is integrated with CMBS[®] is designed to detect the presence of vehicles in front of you and issue alerts if you're approaching with too much speed. If you fail to respond to the alerts, the CMBS[®] is triggered into operation.



COLLISION MITIGATION BRAKING SYSTEM™ (CMBS®)

To help reduce the likelihood or severity of a frontal impact, the CMBS[®] is engineered to apply brake pressure if you don't slow down when it senses you're at risk of a collision. If it still senses an imminent collision, CMBS[®] is designed to brake firmly.



LANE DEPARTURE WARNING (LDW) SYSTEM

The LDW system¹ is designed to monitor vehicle lane position and alert you if your vehicle drifts into a new lane when you haven't signaled.



LANE KEEPING ASSIST SYSTEM (LKAS)

The LKAS¹ is engineered to gently correct your steering if you begin to leave a detected lane without signaling, applying torque progressively to the steering to help guide you back to the centre of the lane.



ROAD DEPARTURE MITIGATION (RDM) SYSTEM

The Road Departure Mitigation system¹ is designed to help steer and even apply the brakes to help keep the vehicle from leaving the road.



ADAPTIVE CRUISE CONTROL (ACC)

The ACC system¹ is designed to keep a set speed and set following interval behind the vehicle detected ahead of yours.

The Honda Sensing™ technologies are designed to help make your drive safer. With intuitive technology and design, we've created a way forward that we can all feel good about. Whether you're driving or sitting in the passenger seat, feel confident in the latest in safety innovation from Honda.

1. None of the features we describe are intended to replace the driver's responsibility to exercise due care while driving. Drivers should not use handheld devices or operate certain vehicle features unless it is safe and legal to do so. Some features have technological limitations. For additional feature information, limitations and restrictions, please visit www.honda.ca/disclaimers and refer to the vehicle's Owner's Manual.



Solid on safety.

Accessorized model shown.

At Honda, we strive to provide a high level of standard safety features to help ensure the safety of occupants, other drivers and even pedestrians. This added peace of mind helps our drivers maintain the confidence to enjoy every road to the fullest.

Active safety

Controlled Braking

To assist with safe stopping, the 4-wheel Anti-lock Braking System¹ (ABS) is designed to help you maintain control under hard braking conditions, while Electronic Brake-force Distribution (EBD) helps to optimize braking power based on weight distribution inside the vehicle. In addition, Brake Assist is engineered to help improve braking performance by applying brake pressure when a panic stop is detected.

Vehicle Stability Assist (VSA[®]) with Traction Control

Vehicle Stability Assist¹ with Traction Control is designed to sense and help correct oversteer and understeer scenarios to enhance handling and cornering stability, while Traction Control is designed to minimize wheel spin when accelerating on loose or slippery surfaces, helping to inspire greater driver confidence.

Auto high beam¹

The available auto high beam feature automatically changes the low beam headlights to high beam headlights in certain circumstances to help improve your vision.

Tire Pressure Monitor System (TPMS)

To promote enhanced safety and fuel efficiency, the Tire Pressure Monitoring System² continually checks the air pressure in each tire. If pressure drops in any tire, the driver receives a dashboard alert.

Hill Start Assist¹

If you take your foot off the brake when stopped on an incline, this feature is engineered to temporarily maintain brake pressure to help prevent your Ridgeline from starting to roll backwards.

Passive safety

Advanced Compatibility Engineering™ (ACE™) body structure

The highly innovative, next generation Advanced Compatibility Engineering™ (ACE™) body structure is engineered to help disperse frontal impact energy to enhance occupant protection, while more effectively controlling it in severe collisions to help prevent intrusion into the passenger cabin.

Child safety

The Ridgeline features childproof rear door locks, as well as rear seat Lower Anchors and Tethers for Children (LATCH), which give you a simple and convenient method to install compatible child safety seats without using the vehicle's seat belt system.

Pedestrian safety

Innovative pedestrian safety features include an energy-absorbing hood and front fenders and deformable wiper pivots.

HondaLink™ Assist Automatic Emergency Response System

The HondaLink Assist Automatic Emergency Response System^{3,4} helps you get the help you need when you need it most. If the airbags deploy, your Display Audio System¹ is engineered to automatically attempt to put you on a call with an operator who will forward your location to first responders if needed. It works with any compatible Bluetooth[®]-paired phone as long as it has reception, does not require a subscription and gives you added peace of mind while you're on the road.

Seat belt safety

The Ridgeline helps prepare you for the unexpected with 3-point height-adjustable front seat belts with automatic tensioning system, and 3-point rear seat belts.

Six standard airbags

The cabin of the Ridgeline contains six standard airbags. It features dual-stage, multiple-threshold front airbags, as well as side curtain airbags with rollover sensors, designed to deploy in the event of a rollover. Plus, it has SmartVent™ side airbags, which are designed to deploy safely in a manner that mitigates the risk of injury to out-of-position or smaller occupants.

Solid frame structure

Like all Honda trucks, the Ridgeline is built with a rigid unit-body frame for added strength, stability and vehicle handling.

1. None of the features we describe are intended to replace the driver's responsibility to exercise due care while driving. Drivers should not use handheld devices or operate certain vehicle features unless it is safe and legal to do so. Some features have technological limitations. For additional feature information, limitations and restrictions, please visit www.honda.ca/disclaimers and refer to the vehicle's Owner's Manual.

2. For optimal tire wear and performance, the pressure should be checked regularly with a tire gauge. Do not rely solely on the monitor system.

3. Only compatible with certain devices and operating systems. Operation may be dependent upon: 1. connection to vehicle's built-in Wi-Fi hotspot, or 2. GPS satellite signal reception and available cellular data and/or voice connection; associated charges (incl. data plans, roaming charges and/or other amounts charged by your wireless carrier) may apply.

4. Operation requires wireless mobile phone to be paired with the vehicle. Operation is dependent upon cellular data and/or voice connection availability and GPS satellite signal reception.



HondaJet



Motorcycles



Side By Side



ASIMO



Honda Campus



Marine



Power Equipment



ATVs



Blue Skies for Our Children

The Power of Dreams, in all their forms.

At Honda, we're committed to being a leader in innovative thinking. It's part of everything we do, from the design of our vehicles to the way we work. We have a proud tradition of turning ideas into products and initiatives that help move and improve people's lives in every conceivable way. Today, our innovation manifests itself in many forms: our revolutionary Earth Dreams™ technology; the race-inspired performance of our motorcycles and automobiles; the world's most advanced humanoid robot, ASIMO; HondaJet, the fastest, highest flying and most fuel-efficient aircraft in its class; and the first full line of fuel-efficient, low-emission, 4-stroke outboard motors. We continually strive to do things others think can't be done, because true innovation comes from daring to dream.

Beyond dreaming up new products, Honda believes we have a responsibility to help preserve our planet. This belief is why we make significant efforts to help ensure preservation of the environment in virtually all of our company's activities. It's why our head office in Markham, Ontario was designed and built to be LEED® (Leadership in Energy and Environmental Design) Gold Certified. It's why our Alliston, Ontario plant is ISO 14001 certified. And it's why Honda, along with our associates and families, has helped plant more than 140,000 trees in Canada over the last 11 years.

As we move forward, we will continue to honour our responsibility and tradition of turning innovative ideas into products that help make our world a better place. That's what we do. That's The Power of Dreams.



We're Here. At Honda, assistance and support are always available. The team of trained technicians at your Honda dealership will help keep your vehicle in terrific shape. If you need more information or assistance relating to your warranty, call us at 1-888-9-HONDA-9. For all of the latest Honda information, including product specifications, pricing, photos and more, visit honda.ca. It has everything you need to “design” your Honda and personalize it with items from a list of quality accessories.

We're Ready to Help. When you purchase a new Honda, you automatically receive Honda Plus Roadside Assistance. This service is available to you, or any authorized driver, 24 hours a day, 7 days a week, anywhere in Canada or the continental United States. Coverage is for 3 years over an unlimited distance and includes a 24-hour toll-free Honda Plus Roadside Assistance number, mechanical breakdown towing, emergency roadside service and many other helpful features. Ask your dealer for more information.

Honda Plus Extended Warranty. Experience added protection with Honda Plus coverage that is behind you for the road ahead. With available coverage options of up to 8 years/200,000 km, you can choose the one that best suits your needs. With a plan this wide-ranging, the only thing that's uncertain is where it will take you.

Honda Financial Services. Whether you buy or lease a Honda, Honda Financial Services can assist you with the process. Ask your dealer which lease or purchase plan best suits your needs.

New Honda Vehicle Warranty. The Honda warranty protection makes Power Train components a minor concern with the Honda 5-year/100,000-km No Nonsense Warranty. In addition to the Honda 5-year/100,000-km No Nonsense Warranty, you and your new Honda are protected by a Honda 3-year/60,000-km Distributor's Warranty as well as an additional series of warranties for such items as emission controls, body corrosion and more.

Genuine Honda Accessories give you the opportunity to fine-tune your new Honda just how you like it. Whether you want to turn up the style, the versatility or the exclusivity, every accessory is designed and built to adhere to the strictest Honda standards. See your dealer for full details.

Genuine Honda Replacement Parts are made to the same exacting standards as original Honda components and are guaranteed by the Genuine Honda Parts Warranty. Using Genuine Honda Parts will help to maintain the quality, reliability and performance of your vehicle.

Always use seat belts and appropriate child seats. Children 12 and under are safest when properly restrained in a rear seat. Properly secure all items stored in cargo areas. Always read the vehicle owner's manual for detailed vehicle operation and feature information.

Honda reserves the right to terminate or change any of the services and/or features listed in this brochure at any time, for any reason. Some features require registration. Certain features may transmit to Honda and/or other service providers a vehicle's location, operating conditions or other information that may be tied to the vehicle identification number (VIN) and can be combined to track a vehicle. For Honda's data use and Privacy Policies, see www.honda.ca/privacy. Specifications, features, illustrations and equipment shown in this brochure are based upon the latest available information at the time of publication. Although descriptions are believed to be correct, accuracy cannot be guaranteed. Honda reserves the right to make changes at any time, without notice or obligation, in colours, specifications, accessories, materials, models and trim availability. Some vehicles may be shown with optional equipment. Some vehicles shown may be U.S. models. Canadian specifications may vary. For Android Auto™ data use and privacy policy, see Terms and Privacy Policy for Android Auto™ app or contact Google Inc. at www.google.com. Android Auto is a trademark of Google Inc. For Apple CarPlay™ data use and privacy policy, see Terms and Privacy Policy for Apple CarPlay™ or contact Apple Inc. at www.apple.com. Apple CarPlay, Siri and iPhone are trademarks of Apple Inc., registered in the U.S. and other countries. Aha, the Aha logo, and the Aha trade dress are trademarks or registered trademarks of HARMAN International Industries, used by permission. Bluetooth is a registered trademark of SIG Inc. Blu-ray is a trademark of Blu-ray Disc Association. HomeLink and HandsFreeLink are registered trademarks or trademarks of Johnson Controls Technology. HD Radio™ is a proprietary trademark of iBiquity Digital Corp. HDMI is a registered trademark of HDMI Licensing LLC. Windows Media is a registered trademark of Microsoft Corporation. LEED® is a registered trademark of the U.S. Green Building Council, licensed to the Canada Green Building Council for use in Canada. © 2017 Sirius XM Canada Inc. "SiriusXM", the SiriusXM logo, channel names and logos are trademarks of SiriusXM Radio Inc. and are used under licence. Honda and all other marks used herein are trademarks or registered trademarks of Honda Motor Co., Ltd. Honda Canada Inc., 180 Honda Boulevard, Markham, ON, Canada L6C 0H9. 1-888-9-HONDA-9. www.honda.ca.

ENGINE	LX	SPORT	EX-L	TOURING	BLACK EDITION
3.5-litre, 24-valve, Direct Injection, SOHC, i-VTEC® V6	•	•	•	•	•
Horsepower @ rpm¹	280 @ 6000	280 @ 6000	280 @ 6000	280 @ 6000	280 @ 6000
Torque (lb.-ft. @ rpm)¹	262 @ 4700	262 @ 4700	262 @ 4700	262 @ 4700	262 @ 4700
Displacement (cc)	3471	3471	3471	3471	3471
Emissions rating	Tier 3 Bin 125	Tier 3 Bin 125	Tier 3 Bin 125	Tier 3 Bin 125	Tier 3 Bin 125
Bore and stroke (mm)	89 x 93	89 x 93	89 x 93	89 x 93	89 x 93
Compression ratio	11.5:1	11.5:1	11.5:1	11.5:1	11.5:1
Active Control Engine Mount (ACM) system	•	•	•	•	•
Eco Assist™ system	•	•	•	•	•
Variable Cylinder Management® (VCM*)	•	•	•	•	•
Recommended fuel	Regular	Regular	Regular	Regular	Regular
DRIVETRAIN	LX	SPORT	EX-L	TOURING	BLACK EDITION
6-speed automatic transmission with Grade Logic Control	•	•	•	•	•
ECON mode button	•	•	•	•	•
Final drive ratio	4.25	4.25	4.25	4.25	4.25
Intelligent Variable Torque Management (i-VTM4™) AWD system	•	•	•	•	•
Intelligent Traction Management System (Snow/Sand/Mud)	•	•	•	•	•
Heavy-duty automatic-transmission cooler	•	•	•	•	•
Heavy-duty radiator with dual variable speed fans	•	•	•	•	•
Pre-wired for trailer brake controller	•	•	•	•	•
Towing capacity²	Available 2,268 kg (5,000 lbs)	Available 2,268 kg (5,000 lbs)	Available 2,268 kg (5,000 lbs)	Available 2,268 kg (5,000 lbs)	Available 2,268 kg (5,000 lbs)
Wired for 7-pin trailer connection	•	•	•	•	•
BODY/SUSPENSION/CHASSIS	LX	SPORT	EX-L	TOURING	BLACK EDITION
18" aluminum-alloy wheels	•	Shark grey	•	•	Black
All-season tires	P245/60 R18 105H	P245/60 R18 105H	P245/60 R18 105H	P245/60 R18 105H	P245/60 R18 105H
Spare tire	T165/90 R17	T165/90 R17	T165/90 R17	T165/90 R17	T165/90 R17
Agile Handle Assist	•	•	•	•	•
Battery Management System	•	•	•	•	•
Capless fueling system	•	•	•	•	•
MacPherson strut front suspension	•	•	•	•	•
Multi-link independent rear suspension	•	•	•	•	•
Electric power-assisted rack-and-pinion steering (EPS)	•	•	•	•	•
Stabilizer bars – front/rear (mm)	25/26.5	25/26.5	25/26.5	25/26.5	25/26.5
Steering wheel turns, lock-to-lock	3.04	3.04	3.04	3.04	3.04
Power-assisted, ventilated front disc/solid rear disc brakes	•	•	•	•	•
ACTIVE SAFETY	LX	SPORT	EX-L	TOURING	BLACK EDITION
4-wheel Anti-lock Braking System³ (ABS)	•	•	•	•	•
Brake Assist	•	•	•	•	•
Electronic Brake-force Distribution (EBD)	•	•	•	•	•
Auto high beam³	•	•	•	•	•
Collision Mitigation Braking System™⁴ (CMBS*) (HS*)	•	•	•	•	•
Forward Collision Warning² (FCW) system (HS*)	•	•	•	•	•
Lane Departure Warning² (LDW) system (HS*)	•	•	•	•	•
Road Departure Mitigation² (RDM) system (HS*)	•	•	•	•	•
Hill Start Assist³	•	•	•	•	•
LED daytime running lights	•	•	•	•	•
Daytime running lights	•	•	•	•	•
Tire Pressure Monitoring System⁴ (TPMS) with tire fill assist	•	•	•	•	•
Trailer Stability Assist	•	•	•	•	•
Vehicle Stability Assist² (VSA*) with Traction Control	•	•	•	•	•
HS* = Feature is a component of the Honda Sensing™ suite of safety and driver assist features.					
PASSIVE SAFETY	LX	SPORT	EX-L	TOURING	BLACK EDITION
3-point rear seat belts	•	•	•	•	•
Front 3-point seat belts with automatic tensioning system	•	•	•	•	•
Childproof rear door locks	•	•	•	•	•
Dual-stage, multiple-threshold front airbags (SRS)	•	•	•	•	•
HondaLink™ Assist Automatic Emergency Response System³,⁵,⁶	•	•	•	•	•
Lower Anchors and Tethers for Children (LATCH)	•	•	•	•	•
Next-Generation Advanced Compatibility Engineering™ (ACE™) body structure	•	•	•	•	•
SmartVent™ side airbags	•	•	•	•	•
Side curtain airbags with rollover sensor system	•	•	•	•	•
DRIVER ASSIST TECHNOLOGY	LX	SPORT	EX-L	TOURING	BLACK EDITION
Adaptive Cruise Control³ (ACC) (HS*)	•	•	•	•	•
Lane Keeping Assist System³ (LKAS) (HS*)	•	•	•	•	•
Blind Spot Information (BSI) system³ with Rear Cross Traffic Monitor³ system	•	•	•	•	•
Honda LaneWatch™ blind spot display³	•	•	•	•	•
HS* = Feature is a component of the Honda Sensing™ suite of safety and driver assist features.					

EXTERIOR	LX	SPORT	EX-L	TOURING	BLACK EDITION
Body-coloured door handles	•	•	•	Chrome	Black
Body-coloured heated power door mirrors	•	With painted black base	•	With painted black base	With painted black base
Bumper skid garnish		Black		Silver	Black
Dual-action tailgate	•	•	•	•	•
Fog lights		•	•	•	•
Front and rear splash guards	•	•	•	•	•
Front grille bar	Chrome	Chrome	Chrome	Chrome	Black chrome
Front wiper de-icer	•	•	•	•	•
Heavy-duty tie-down cleats (8)	•	•	•	•	•
In-Bed Trunk™	•	•	•	•	•
Integrated bed lights (2) with auto-off timer	•	•	•	LED	LED
LED taillights	•	•	•	•	•
Memory-linked side mirrors with reverse gear tilt-down		•	•	•	•
Mirror-integrated LED turn signal indicators		•	•	•	•
Projector-beam halogen headlights	With auto-on/off	With auto-on/off	With auto-on/off		
Projector-beam LED headlights				With auto-on/off	With auto-on/off
One-touch power moonroof with tilt feature		•	•	•	•
Power folding mirrors		•	•	•	•
Power sliding rear cabin window		•	•	•	•
Rain-sensing windshield wipers		•	•	•	•
Rear window defroster	•	•	•	•	•
Rear privacy-tinted glass	•	•	•	•	•
Variable intermittent windshield wipers	•	•	•	•	•

COMFORT & CONVENIENCE	LX	SPORT	EX-L	TOURING	BLACK EDITION
12-volt power outlets (2)	•	•	•	•	•
150W/400W truck-bed power outlet				•	•
7" colour TFT centre meter display with Driver Information Interface	•	•	•	•	•
Acoustic windshield		•	•	•	•
Active Noise Cancellation (ANC)	•	•	•	•	•
Ambient lighting (footwell, door pocket, cupholders)				Blue	Red
Auto-dimming rearview mirror			•	•	•
Front and rear parking sensors			•	•	•
Compass				Navi-based	Navi-based
Conversation mirror with sunglasses holder	•	•	•	•	•
Display Audio System ³ with Honda Satellite-Linked Navigation System™ ^{3,8} and bilingual Voice Recognition				•	•
Door-pocket storage bins	•	•	•	•	•
Driver's and front passenger's seatback pockets		•	•	•	•
Driver's and front passenger's vanity mirrors	•	Illuminated	Illuminated	Illuminated	Illuminated
Exterior temperature indicator		•	•	•	•
Floor mats	Carpet	Carpet	Carpet	Carpet	Black Edition
HandsFreeLink™-bilingual Bluetooth® wireless mobile phone interface ^{3,5} with steering-wheel mounted controls	•	•	•	•	•
HomeLink® remote system ⁷		•	•	•	•
Immobilizer theft-deterrent system	•	•	•	•	•
Maintenance Minder™ system	•	•	•	•	•
Multi-angle rearview camera ³ with dynamic guidelines	•	•	•	•	•
One-touch turn signals	•	•	•	•	•
Power windows with auto-up/down driver and passenger window	•	•	•	•	•
Proximity key entry system with pushbutton start	•	•	•	•	•
Rear-seat centre armrest	•	•	•	•	•
Rear air vents	•	•	•	•	•
Remote engine starter	•	•	•	•	•
Security system	•	•	•	•	•
Steering wheel-mounted controls (cruise control, audio, telephone, multi-information display)	•	•	•	•	•
Tilt and telescoping steering column	•	•	•	•	•
Tri-zone automatic climate control with air-filtration system		•	•	•	•
Walk-away door lock	•	•	•	•	•

SEATING & TRIM	LX	SPORT	EX-L	TOURING	BLACK EDITION
60/40 lift-up rear seat with underseat storage	•	•	•	•	•
Driver's seat armrest	•	•	Adjustable	Adjustable	Adjustable
Passenger seat armrest	•	•	•	Adjustable	Adjustable
Driver's seat with 6-way manual adjustment	•				
Driver's seat with 10-way power adjustment including power lumbar support		•	•	•	•
Driver's seat position memory		•	•	•	•
Heated front seats	•	•	•	•	•
Heated rear seats (outboard positions only)			•	•	•
Heated leather-wrapped steering wheel			•	•	•
Leather-trimmed seating surfaces			Perforated	Perforated	Perforated
Passenger's seat with 4-way manual adjustment	•	•			
Passenger's seat with 4-way power adjustment			•	•	•
Seating capacity	5	5	5	5	5
Ventilated front seats				•	•

ENTERTAINMENT	LX	SPORT	EX-L	TOURING	BLACK EDITION
225-watt AM/FM/CD audio system with MP3/Windows Media® Audio playback capability and 7 speakers including subwoofer	•	•	•		
540-watt AM/FM/CD Premium audio system with MP3/Windows Media® Audio playback capability and 8 speakers including subwoofer				•	•
Apple CarPlay™ ^{3,5} / Android Auto™ ^{3,5}	•	•	•	•	•
Display Audio System ³ with HondaLink™ ^{3,5}	•	•	•	Including Navigation ^{3,8}	Including Navigation ^{3,8}
Truck-Bed Audio System™				•	•
Bluetooth® Streaming Audio ^{3,5}	•	•	•	•	•
MP3/auxiliary input jack	•	•	•	•	•
HD Radio™ ⁹				•	•
USB device connector ⁵	2	2	2	4	4
Siri Eyes Free compatibility ^{3,5}	•	•	•	•	•
SMS text message ^{3,5} / E-mail function ^{3,5}	•	•	•	•	•
Speed-sensitive Volume Control (SVC)	•	•	•	•	•
SiriusXM™ ¹⁰			•	•	•
Wi-Fi tethering ⁵	•	•	•	•	•

FUEL ECONOMY ¹¹ (L/100 KM)	LX	SPORT	EX-L	TOURING	BLACK EDITION
i-VTM4™ AWD (City/Hwy/Combined)	12.8/9.5/11.3	12.8/9.5/11.3	12.8/9.5/11.3	12.8/9.5/11.3	12.8/9.5/11.3

DIMENSIONS	LX	SPORT	EX-L	TOURING	BLACK EDITION
Approach/departure angle (degrees)	20.1/22.1	20.1/22.1	20.1/22.1	20.1/22.1	20.1/22.1
Cargo bed length (mm)	1625	1625	1625	1625	1625
Cargo bed width between wheel wells (mm)	1270	1270	1270	1270	1270
Cargo bed depth (mm)	425	425	425	425	425
Curb weight (kg)	2015	2034	2038	2054	2054
Fuel tank capacity (L)	73.8	73.8	73.8	73.8	73.8
Gross vehicle weight rating (kg)	2730	2730	2730	2730	2730
Ground clearance (mm)	200	200	200	200	200
Headroom – front/rear (mm)	1019/986	1003/986	1003/986	1003/986	1003/986
Height (mm)	1798	1798	1798	1798	1798
Hip room – front/rear (mm)	1501/1438	1501/1438	1501/1438	1501/1438	1501/1438
In-Bed Trunk™ capacity (L)	207	207	207	207	207
Legroom – front/rear (mm)	1039/932	1039/932	1039/932	1039/932	1039/932
Length (mm)	5335	5335	5335	5335	5335
Payload capacity (kg)	713	694	690	674	674
Passenger volume (L)	3106	3084	3084	3084	3084
Shoulder room – front/rear (mm)	1575/1562	1575/1562	1575/1562	1575/1562	1575/1562
Track – front/rear (mm)	1678/1677	1678/1677	1678/1677	1678/1677	1678/1677
Turning radius (m)	6.77	6.77	6.77	6.77	6.77
Washer tank capacity (L)	6.0	6.0	6.0	6.0	6.0
Wheelbase (mm)	3180	3180	3180	3180	3180
Width – including mirrors/mirrors folded (mm)	2279/2116	2279/2116	2279/2116	2279/2116	2279/2116

- Horsepower and torque calculations reflect SAE net, Rev. 08/04, SAE J1349 procedures.
- Accessory towing kit required. Kits are available at an additional cost as a dealer-installed item. See your Owner's Manual for proper towing operation.
- None of the features we describe are intended to replace the driver's responsibility to exercise due care while driving. Drivers should not use handheld devices or operate certain vehicle features unless it is safe and legal to do so. Some features have technological limitations. For additional feature information, limitations and restrictions, please visit www.honda.ca/disclaimers and refer to the vehicle's Owner's Manual.
- For optimal tire wear and performance, the pressure should be checked regularly with a tire gauge. Do not rely solely on the monitor system.
- Only compatible with certain devices and operating systems. Operation may be dependent upon: 1. connection to vehicle's built-in Wi-Fi hotspot, or 2. GPS satellite signal reception and available cellular data and/or voice connection; associated charges (incl. data plans, roaming charges and/or other amounts charged by your wireless carrier) may apply.
- Operation requires wireless mobile phone to be paired with the vehicle. Operation is dependent upon cellular data and/or voice connection availability and GPS satellite signal reception.
- HomeLink® can be programmed with codes of up to three remote-control devices (e.g., garage-door opener, home security system, etc.).
- Map database covers major metropolitan areas in Canada and the 48 contiguous U.S. states.
- Coverage varies by market.
- Only available in certain areas. Includes a no-charge trial of three months.
- Estimated fuel consumption based on Government of Canada's 5-cycle testing method. Your actual fuel consumption will vary based on driving habits and other factors – use for comparison only. For more information on 5-cycle testing, visit <http://vehicles.nrcan.gc.ca>.

Trims

RIDGELINE LX

KEY FEATURES:

- 3.5-litre, 24-valve, Direct Injection, SOHC, i-VTEC® V6 engine
- 18" aluminum-alloy wheels
- 225-watt AM/FM/CD audio system with MP3/Windows Media® Audio playback capability and 7 speakers including subwoofer
- 2,268 kg (5,000 lbs) towing capacity¹
- 4-wheel Anti-lock Braking System² (ABS) with Brake Assist and Electronic Brake-force Distribution (EBD)
- 6-speed automatic transmission with Grade Logic Control
- 60/40 lift-up rear seat with underseat storage
- Adaptive Cruise Control³ (ACC) (HS*)
- Apple CarPlay™^{2,3}/Android Auto™^{2,3}
- Body-coloured heated power door mirrors
- Body-coloured door handles
- Collision Mitigation Braking System™² (CMBS®) (HS*)
- Display Audio System² with HondaLink™^{2,3}
- Dual-action tailgate
- Forward Collision Warning² (FCW) system (HS*)
- Front wiper de-icer
- HandsFreeLink™-bilingual Bluetooth® wireless mobile phone interface^{2,3} with steering-wheel mounted controls
- Heated front seats
- Hill Start Assist²
- HondaLink™ Assist Automatic Emergency Response System^{2,3,4}
- In-Bed Trunk™
- Intelligent Variable Torque Management (i-VTM4™) AWD system
- Intelligent Traction Management System
- Lane Departure Warning² (LDW) system (HS*)
- Lane Keeping Assist System² (LKAS) (HS*)
- Multi-angle rearview camera² with dynamic guidelines
- Proximity key entry system with pushbutton start
- Remote engine starter
- Road Departure Mitigation² (RDM) system (HS*)
- Tire Pressure Monitoring System⁵ (TPMS) with tire fill assist
- Trailer Stability Assist
- USB device connector³ (2)
- Variable Cylinder Management® (VCM®)
- Walk-away door lock

RIDGELINE SPORT

ADDS TO OR REPLACES LX FEATURES:

- 18" aluminum-alloy wheels (Shark Grey)
- Black bumper skid garnish
- Driver's seat with 10-way power adjustment including power lumbar support
- Fog lights
- HomeLink® remote system⁶
- Honda LaneWatch™ blind spot display²
- Illuminated driver's and front passenger's vanity mirrors
- LED daytime running lights
- Mirror-integrated LED turn signal indicators
- One-touch power moonroof with tilt feature
- Power sliding rear cabin window with defrost
- Tri-zone automatic climate control with air-filtration system

RIDGELINE EX-L

ADDS TO OR REPLACES SPORT FEATURES:

- Acoustic windshield
- Adjustable driver's seat armrest
- Auto-dimming rearview mirror
- Front and rear parking sensors
- Heated leather-wrapped steering wheel
- Heated rear seats (outboard positions only)
- Passenger's seat with 4-way power adjustment
- Perforated leather-trimmed seating surfaces
- SiriusXM™⁷

RIDGELINE TOURING

ADDS TO OR REPLACES EX-L FEATURES:

- 150W/400W in-bed power outlet
- 540-watt AM/FM/CD Premium audio system with MP3/Windows Media® Audio playback capability and 8 speakers including subwoofer
- Adjustable passenger seat armrest
- Auto high beam
- Blind Spot Information (BSI) system² with Rear Cross Traffic Monitor² system (replaces Honda LaneWatch™ blind spot display²)
- Blue ambient lighting (footwell, door pocket, cupholders)
- Body-coloured heated power door mirrors with painted black base
- Display Audio System² with Honda Satellite-Linked Navigation System™^{2,5} and bilingual Voice Recognition
- Chrome door handles
- Driver's seat position memory
- HD Radio™⁹
- Integrated LED bed lights (2) with auto-off timer
- Memory-linked power folding side mirrors with reverse gear tilt-down
- Projector-beam LED headlights with auto on/off
- Power folding mirrors
- Rain-sensing windshield wipers
- Silver bumper skid garnish
- Truck-Bed Audio System™
- USB device connector³ (4)
- Ventilated front seats

RIDGELINE BLACK EDITION

ADDS TO OR REPLACES TOURING FEATURES:

- 18" aluminum-alloy wheels (Black)
- Black bumper skid garnish
- Black chrome front grille bar
- Black door handles
- Black Edition grille emblem
- Black Edition seat stitching and floor mats
- Red ambient lighting (footwell, door pocket, cupholders)

Exterior & Interior Colours

RIDGELINE	LX	SPORT	EX-L	TOURING	BLACK EDITION
Crystal Black Pearl	Black Fabric	Black Fabric	Black Leather	Black Leather	Black Leather with Red Contrast Stitching
White Diamond Pearl	Black Fabric	Black Fabric	Black Leather	Black Leather	
Lunar Silver Metallic		Black Fabric	Black Leather	Black Leather	
Modern Steel Metallic			Grey Leather	Black Leather	
Obsidian Blue Pearl			Grey Leather	Grey Leather	
Deep Scarlet Pearl				Beige Leather	

HS* = Feature is a component of the Honda Sensing™ suite of safety and driver assist features.

1. Accessory towing kit required. Kits are available at an additional cost as a dealer-installed item. See your Owner's Manual for proper towing operation.
2. None of the features we describe are intended to replace the driver's responsibility to exercise due care while driving. Drivers should not use handheld devices or operate certain vehicle features unless it is safe and legal to do so. Some features have technological limitations. For additional feature information, limitations and restrictions, please visit www.honda.ca/disclaimers and refer to the vehicle's Owner's Manual.
3. Only compatible with certain devices and operating systems. Cellular data and/or voice charges may apply, including roaming charges and/or other amounts charged by your wireless carrier.
4. Operation requires wireless mobile phone to be paired with the vehicle. Operation is dependent upon cellular data and/or voice connection availability and GPS satellite signal reception.
5. For optimal tire wear and performance, the pressure should be checked regularly with a tire gauge. Do not rely solely on the monitor system.
6. HomeLink® can be programmed with codes of up to three remote-control devices (e.g., garage-door opener, home security system, etc.).
7. Only available in certain areas. Includes a no-charge trial of three months.
8. Map database covers major metropolitan areas in Canada and the 48 contiguous U.S. states.
9. Coverage varies by market.