

**RAM**  
COMMERCIAL

**2018**





# WE'RE READY TO FACE YOUR TOUGHEST JOBS.

**AMERICA'S  
LONGEST-LASTING  
HEAVY DUTY PICKUPS.<sup>1\*</sup>**

**AMERICA'S  
MOST EFFICIENT  
WORK VAN.<sup>2</sup>**

## RAM 1500

10,620-LB MAX TOWING<sup>†</sup>  
1,880-LB MAX PAYLOAD<sup>†</sup>

**MORE ON PG 22**

## RAM HEAVY DUTY 2500/3500

BEST-IN-CLASS<sup>3</sup> FIFTH-WHEEL TOWING<sup>†</sup>—30,000-LB (3500)  
BEST-IN-CLASS<sup>3</sup> 930 LB-FT MAX DIESEL TORQUE (3500)  
MAX TOWING<sup>†</sup>  
17,980-LB (2500) • 31,210-LB (3500)  
MAX PAYLOAD<sup>†</sup>  
3,990-LB (2500) • 7,350-LB (3500)

**MORE ON PG 10**

## RAM CHASSIS CAB 3500/4500/5500

UP TO 750 LB-FT MAX DIESEL TORQUE  
MAX TOWING<sup>†</sup>  
23,770-LB (3500) • 25,650-LB (4500) • 30,600-LB (5500)  
MAX GCWR<sup>†</sup>  
31,000-LB (3500) • 33,500-LB (4500) • 38,500-LB (5500)

**MORE ON PG 4**

## RAM PROMASTER<sup>®</sup> CARGO VAN/CHASSIS CAB/CUTAWAY

4,440-LB CARGO VAN MAX PAYLOAD<sup>†</sup>  
5,100-LB CARGO VAN MAX TOWING<sup>†</sup>

CLASS-EXCLUSIVE<sup>4</sup> FRONT-WHEEL DRIVE

BEST-IN-CLASS<sup>4</sup>: STANDARD CARGO HEIGHT, WIDTH BETWEEN WHEEL WELLS, MAX CARGO  
WIDTH, LOWEST LOAD FLOOR HEIGHT, TURNING DIAMETER (SHORT WHEELBASE)

**MORE ON PG 26**

## RAM PROMASTER CITY<sup>®</sup> CARGO VAN/PASSENGER WAGON

BEST-IN-CLASS<sup>5</sup> HWY FUEL ECONOMY—28 MPG HWY<sup>‡</sup>

BEST-IN-CLASS<sup>5</sup> CARGO CAPACITY (CARGO VAN)

BEST-IN-CLASS<sup>5</sup> PAYLOAD (CARGO VAN)

**MORE ON PG 29**



**RAM. IT'S A NAME THAT DEFIES CONVENTIONAL THINKING—AND DEFINES CONVICTION OF PURPOSE.**

If you're looking for one reason why we've developed an award-winning portfolio of hard-working vehicles, it's this: to deliver unquestionable leadership that pays off.

Short and sweet, we get it. Our engineers and designers know that commercial-grade vehicles must stand up to rigors and demands that far exceed those of civilian life. They must stand apart from every competitive vehicle—with reliability, strength and efficiency. They must deliver it all: performance, durability, quality, comfort—exactly what you get when you employ a Ram truck to do the job. Whether it's business, industry, agriculture or demanding personal or recreational needs, you need to master that task in front of you. Your Ram truck of choice stands ready.

**THE CONSTRUCT.** For Ram Chassis Cabs and pickups, it's all no-nonsense from Day One. Count on a high-strength steel core with ultra-tough crossmembers working with hydroformed tubular front frame units. For Ram ProMaster® and Ram ProMaster City® models, tough unibody construction means upfit-ready interiors backed with powertrains that ensure efficient performance.

**THE BOXES.** High-strength steel rules, but convenience is key—which is why Ram pickups feature cargo areas engineered for payload and built for ease of operation. Advantages like a CHMSL cargo light and available rear LED bed lighting are augmented by a stand-alone asset: the available and ingenious RamBox® Cargo Management System.

**THE CAPABILITY.** Here, incredible performance is our benchmark. The dependable workhorse, Ram 1500, offers an available factory-installed Class IV hitch receiver, to handle trailers up to 10,620 lb\* Need more? Ram 3500 Heavy Duty pickups powered by an available Cummins® High Output Turbo Diesel tow up to 31,210 lb\* with two additional best-in-class<sup>3</sup> strengths: top-tier available diesel torque at 930 lb-ft, and superior fifth-wheel towing up to 30,000 lb\*. Measure capability by GCWR, and Ram 5500 delivers—up to a remarkable 38,500 lb\*.

On the Ram ProMaster side, Cargo Van towing is rated up to 5,100 lb\* of capability. The urban-friendly ProMaster City Cargo Van tows up to 2,000 lb\*.

# 100% CAPABILITY. ZERO COMPROMISES. RAM. HOW YOU'LL MASTER EVERY JOB OUT THERE.



**THE PERFORMANCE.** This commercial portfolio is designed with bottom-line principles. Thus, you're looking at exponentially thousands of miles and decades of service—numbers that translate into durable strength backed with operational efficiencies.

Contributors to enviable fuel efficiency on Ram models include sculpted aerodynamic bodies, and, on pickups, available assets like wheel-to-wheel side steps and, for Ram 1500 only, the innovative Active Grille Shutters.

**HEMI** Accomplishments in design join powertrain brilliance.

Engine choices for Ram models range from the proficient 2.4L Tigershark® to the groundbreaking EcoDiesel V6 to the legendary HEMI® V8 and the formidable Cummins® Turbo Diesel powerplants.

**THE INTERIORS.** Every worker in this portfolio delivers multiple advantages simultaneously. Capability is a given. Reliability is built-in. And driver and occupant comfort is key.

And every Ram model delivers, with interiors that reflect thoughtful and intuitive design. From window controls and door handles to the dashboard-mounted Rotary Shifter for the TorqueFlite® 8-speed automatic on Ram 1500, buttons and controls are driver- and passenger-friendly. Storage in every model is abundant, with select pickups supplying an available fold-flat cargo load floor and/or convenient in-floor removable and drainable storage bins.

From the premium leather seating of Ram Laramie Longhorn® and Limited models to the easy-to-clean and comfortable cloth seating of the Ram ProMaster® family, style and comfort never take a back seat.

**THE INGENUITY.** Our commercial team realized the power of out-of-the-box creativity decades ago; you're reaping the benefits of years of research and development every day you drive your Ram vehicle.

Pioneering inventiveness in the flagship Ram 1500 encompasses many areas. Among them: the class-exclusive<sup>7</sup> multilink coil spring rear suspension. The class-exclusive<sup>7</sup> available five-mode Active-Level™ Four-Corner Air Suspension System. The abundant storage from the available class-exclusive<sup>7</sup> RamBox® Cargo Management System. And the introduction of the available EcoDiesel V6 powerplant.

This winning team knows business inside out. Count on capability that strives to exceed 100% 24/7/365. And count on the promise of zero compromises. For more, visit [RAMTRUCKS.COM/COMMERCIAL](http://RAMTRUCKS.COM/COMMERCIAL)



# RAM 3500 CHASSIS CAB

**STANDARD 6.4L HEMI® V8. MASSIVE GCWR. A JAW-DROPPING LIST OF BEST-IN-CLASS STRENGTHS. THIS CHASSIS CAB DOES THE JOB LIKE NO OTHER.**



Few vehicles in the 3500 weight class can vie with Ram 3500 Chassis Cab. The facts are indisputable: while the many top-of-the-class figures discussed on this page leave competitive models gasping for air, a Ram 3500 Chassis Cab barely needs to take a breath between assignments.

Ram 3500 Chassis Cab simply delivers the numbers that do the job and help save valuable time. Like best-in-class<sup>8</sup> oil change intervals: for diesel engines, up to 15,000 miles; for gas, up to 10,000 miles. Like the 52-gallon, best-in-class<sup>9</sup> largest single rear-mounted fuel tank, and the best-in-class<sup>9</sup> 74-gallon available dual fuel tank capacity, Ram 3500 Chassis Cab capably demonstrates how all the right numbers add up for business success.

## FROM UPFIT TO AMPS TO TOUCHSCREEN, THE RAM 3500 CHASSIS CAB ELECTRONICS SET THE BENCHMARK.

**POWER TO THE PEOPLE. AND FOR THE JOB.** This is how you build a Chassis Cab that excels in the field: employ the sophistication of PowerNet electrical architecture. Add the available upfitter-ready electrical module with its 50+ inputs/outputs. Provide standard alternator output of 180 amps, with available dual alternators on the 6.4L HEMI V8 ramping up max output to an

indispensable 380 amps—and a best-in-class<sup>8</sup> available max 440 amps with the Cummins® Turbo Diesel. Supply the Electronic Stability Control (ESC)<sup>9</sup> system as standard. Top it off with the best-in-class, largest-in-segment available 8.4-inch full-color touchscreen radio display screen.<sup>9</sup> To no surprise...there's still more.



**LOAD IT UP. YOU'VE GOT 50,000-PSI REAR FRAME STEEL STRENGTH AT YOUR SERVICE.** The conventional choice used to be either payload or towing. Not here. With up to 14K\* GVWR on Dually models (and 10K – 12K on SRW models), you're now factoring in up to 31,000-lb\* GCWR figures to do the job. Which is why you'll take advantage of this maximum trailering capability—yet one more area of best-in-class<sup>10</sup> superiority. With the 6.4L HEMI V8, you can trailer up to 17,920 lb.\* With the available 6.7L Cummins Turbo Diesel, up to 23,770 lb.\* Front GAWRs are just as capable: with the HEMI V8, it's a best-in-class<sup>10</sup> standard 5,500 lb.\*; opt for the Cummins, and it's unsurpassed<sup>10</sup>—up to 6,000 lb.\*

**RAM 3500 CHASSIS CAB 10K GVWR MODEL AND THE 10K D.O.T.-COMPLIANT GVWR.** It's what the market wants: a business-friendly Ram 3500 Chassis Cab 10K GVWR model that eliminates some D.O.T. requirements. Ram delivers with this available package.

**SUSPENSIONS AND BRAKES: THIS IS THE TOTAL PACKAGE.** On Ram 3500 Chassis Cab 4x4 models, the front axle disconnect provides impressive, and often required, capability on the job. All models employ an ultra-tough heavy-duty front suspension (axle shown here). Handling and road manners are outstanding, while further advantages—like the huge 14-inch brake rotors—give these workers unimpeachable clout.



**RAM 3500 CHASSIS CAB**  
**MAX GVWR: 14,000 LB\* • MAX GCWR: 31,000 LB\***

Best-in-class<sup>8</sup> diesel oil change intervals—up to 15,000 miles  
 Best-in-class<sup>9</sup> available dual fuel tank capacity—74 gallons  
 Class-exclusive<sup>9</sup> available 6-speed manual transmission  
 Available PTO with the 6.4-liter HEMI V8  
 "Smart" diesel exhaust brake is included with available 6.7L Cummins Turbo



\*When properly equipped. Properly secure all cargo.







# RAM 4500/5500 CHASSIS CABS

**THE GCWR STRETCHES UP TO 38,500 LB\* THE TOWING REACHES UP TO 30,600 LB\*  
RAM 4500/5500 ARE THE WORKERS THAT EAGERLY TAKE ON THE TOUGHEST JOBS.**



**AT A GLANCE, 2018 RAM CHASSIS CABS HAUL WITH CONFIDENCE. MAX GCWRs AND TOWING:**

MODEL	MAX GCWR <sup>†</sup>	DIESEL MAX TOWING <sup>†</sup>
4500	33,500 lb	25,650 lb
5500	38,500 lb	30,600 lb

**AVAILABLE PARKVIEW<sup>®</sup> REAR BACK-UP CAMERA.<sup>13</sup>** It's packaged as a stand-alone unit—the best means to let you and your upfitter determine its ideal placement. The visual display lets you zero in on a trailer hitch or a loading dock floor.

**COMPREHENSIVE ELECTRONIC STABILITY CONTROL (ESC)<sup>9</sup> SYSTEM, STANDARD.** It's all right here: ABS, Electronic Brake-Force Distribution, All-Speed Traction Control, Ready Alert Braking, Rain Brake Support, Engine Drag Control, Trailer Sway Damping<sup>9</sup>—and much more.

The top jobs always go to the most accomplished employees. The singular strengths of the 2018 Ram 4500/5500 Chassis Cabs are conclusive proof that these guys have what it takes to get big tasks done, and done right.

This is where an advantage like the best-in-class<sup>11</sup> max diesel trailer weight rating<sup>†</sup> for Ram 4500 outdoes that of the competition. It's where a 6.4-liter HEMI<sup>®</sup> V8 stands out with its best-in-class<sup>12</sup> standard 429 lb-ft of torque and available PTO-activated Multi-Displacement System (MDS) capability in static mode. It's where available V8 gas-powered PTO capability includes available left- or right-side access. And it's where the available 6.7-liter Cummins<sup>®</sup> High Output Turbo Diesel churns out 750 lb-ft of torque.

**AVAILABLE DUAL ALTERNATOR ELECTRICAL OUTPUT WITH BOTH ENGINES.** With the 6.4L HEMI V8 gas engine, get a total of 380 amps. The 6.7L Cummins Turbo Diesels kick it up to dual 220-amp units, for a best-in-class<sup>12</sup> available 440 total amps.

**MINIMAL LEVELS OF NVH.** What were once the bane of the work truck are now significantly lessened. The 2018 Ram 4500/5500 Chassis Cabs are specifically tuned to reduce noise, vibration and harshness (NVH). These powerhouses are built from the ground up for impressively silent operation.



**THE POWER OF PTO.** Shown in Red: transmission-mounted PTO sending unit and split-shaft PTO element.

**IT'S DESIGNED FROM THE UPFITTER'S POINT OF VIEW,** so rigid standards include a heavy-duty flat frame with 34-inch rail spacing—and all components outside the main upfit areas. Rear frame steel strength of 50,000 psi on both Ram 4500/5500 clinches the deal.

**GAINING CONTROL WITH STOPPING POWER.** Brakes on Ram 4500/5500 Chassis Cabs employ Power Assist with hydro-boost technology. Authoritative twin-piston pin slider calipers work in tandem with over-15-inch rotors.



## RAM 4500 CHASSIS CAB

**MAX GVWR: 16,500 LB<sup>†</sup> • MAX GCWR: 33,500 LB<sup>†</sup>**

**Best-in-class<sup>11</sup> diesel max trailer weight rating—up to 25,650 lb<sup>†</sup>**

**Best-in-class<sup>12</sup> gas front GAWR—7,000 lb<sup>†</sup>**

**Unsurpassed<sup>12</sup> rear frame steel strength of 50,000 psi**

**Unsurpassed<sup>12</sup> available diesel torque—up to 750 lb-ft**

**Unsurpassed<sup>11</sup> max GVWR with the 6.4-liter HEMI V8—up to 16,500 lb<sup>†</sup>**

**Unsurpassed<sup>11</sup> max GVWR with the 6.7-liter Cummins Turbo—up to 16,500 lb<sup>†</sup>**



## RAM 5500 CHASSIS CAB

**MAX GVWR: 19,500 LB<sup>†</sup> • MAX GCWR: 38,500 LB<sup>†</sup>**

**Best-in-class<sup>12</sup> available dual fuel tank capacity—74 gallons**

**Best-in-class<sup>12</sup> diesel oil change intervals—up to 15,000 miles**

**Unsurpassed<sup>12</sup> rear frame steel strength of 50,000 psi**

**Unsurpassed<sup>14</sup> max GVWR with the 6.7-liter Cummins Turbo—up to 19,500 lb<sup>†</sup>**

**Work-eager diesel max trailer weight rating—up to 30,600 lb<sup>†</sup>**

**Huge front and rear brake rotors measure up—over 15 inches in diameter**



<sup>†</sup>Ram 5500; when properly equipped. <sup>†</sup>When properly equipped.





**UP TO 325 HP/750 LB-FT TORQUE**  
In this iteration for the weight class, the available 6.7L Cummins® High Output Turbo Diesel for the Ram Chassis Cab family is calibrated to a robust 325 horsepower backed with up to 750 lb-ft of on-demand torque.





# RAM CHASSIS CABS: BIG TORQUE AND BIG RETURNS.

UNSURPASSED<sup>12</sup> AVAILABLE TORQUE: 750 LB-FT, CUMMINS® TURBO DIESEL



## TOUGH, RESILIENT, EFFICIENT: RAM 4500/5500 CHASSIS CABS.

- **BEST-IN-CLASS<sup>14</sup> MAX GCWR\*: RAM 4500.** Put massive capability at your service. The robust Ram 4500 Chassis Cab measures up, with up to 33,500 lb of ready-to-work GCWR.
- **UNSURPASSED<sup>14</sup> GAS- AND DIESEL-POWERED MAX GVWR\*: RAM 4500.** The 6.4L HEMI® V8 and the 6.7L Cummins Turbo Diesel both offer a GVWR up to 16,500 lb.
- **UNSURPASSED<sup>14</sup> GAS- AND DIESEL-POWERED MAX GVWR\*: RAM 5500.** The 6.4L HEMI V8 and the 6.7L Cummins Turbo Diesel both offer a GVWR up to 19,500 lb.
- **BEST-IN-CLASS<sup>12</sup> DIESEL MAX TRAILER WEIGHT\*: RAM 4500.** Towing strength from these workers is at the apex: up to 25,650 lb for Ram 4500 when equipped with the optional Cummins Turbo Diesel powerplant.
- **BEST-IN-CLASS<sup>12</sup> GAS HORSEPOWER AND TORQUE: RAM 4500/5500.** Count on an impressive 366 horsepower and 429 lb-ft of torque with the standard 6.4L HEMI V8.
- **BEST-IN-CLASS<sup>12</sup> FRONT GAWR\*: GAS-POWERED RAM 4500/5500.** With the standard 6.4L HEMI V8, these heavyweights are rated up to 7,000 lb.
- **BEST-IN-CLASS<sup>12</sup> OIL CHANGE INTERVALS: GAS- AND DIESEL-POWERED RAM 4500/5500.** Oil changes with the 6.4L HEMI V8 can stretch up to 10,000 miles; with the optional Cummins Turbo, intervals can reach up to 15,000 miles.

\*When properly equipped. Properly secure all cargo.



Vocational upfit provided by Knapheide.

## TWO PTO OPTIONS. COUNTLESS JOB SOLUTIONS.

**WE EXAMINED EVERY POWER TAKE-OFF POSSIBILITY. AND THEN WE RAN WITH IT.** Ram Chassis Cab is the go-to source when add-on capability gets the job done. Our available Power Take-Off functionality is the result of ongoing PTO prep research and development. Industry benefits from sheer power: PTO on 4500/5500 Chassis Cabs delivers up to 60 horsepower and 250 lb-ft of torque.

PTO options include choices from the Cummins Turbo Diesel and the gas-powered 6.4L HEMI® V8. With the available Cummins powering your Ram Chassis Cab, count on a class-exclusive<sup>12</sup> G56 6-speed manual transmission or the AISIN Heavy-Duty 6-speed automatic; the AISIN is standard on 4500/5500 with the 6.4L HEMI V8. Both engines allow the AISIN to perform to spec: the AISIN can accommodate both right-side mountings and left-side PTO accessibility.

The higher horsepower output from split-shaft PTO capability (with the Cummins only) is ideal for large generators, pumps, compressors and oil field applications. Left-side PTO (AISIN only) offers easy installation, with clearance for hydraulic or shaft-driven PTO units. The right side offers some 20% larger space for substantial transmission-mounted PTO units, with convenient in-cab floor access. Technical questions? Answers are a click away, at [RAMBODYBUILDER.COM](http://RAMBODYBUILDER.COM)



These PTO sending units are shown here as mounted on the AISIN Heavy-Duty 6-speed automatic. Blue unit: Ram 4500 4x2 with left-side-mounted PTO and mechanical componentry. Red unit: on a Ram 4500 Chassis Cab 4x4, a right-side-mounted PTO sending unit, here with hydraulic pump componentry. Each PTO prep option is engineered to solve a wide range of ancillary needs.



# THE STRENGTH TO GET THE JOB DONE.





# 3500: 930 LB-FT DIESEL TORQUE.



**— AMERICA'S —  
LONGEST-LASTING  
— HEAVY DUTY PICKUPS —**



BEST-IN-CLASS<sup>3</sup> FIFTH-WHEEL TOWING: 30,000 LB\* (3500) | CLASS-EXCLUSIVE<sup>3</sup> RAM ACTIVE AIR<sup>®</sup>

**▶ YOU EXPECT TOP-TIER CAPABILITY. RAM HEAVY DUTY IS KEY.**

From the severe demands that only Ram Power Wagon<sup>®</sup> can fulfill—it is, after all, the most capable off-road full-size pickup<sup>15</sup>—to the daily towing requirements of industry and agriculture, Ram Heavy Duty 2500/3500 are ready for it all. Count on exceptional numbers for payload and towing, outstanding suspension options, superior snowplow ratings—and that's just the start. **MORE ON PG 12**

## AWESOME DIESEL TOWING



**RAM 3500:  
UP TO 31,210 LB\***

Equip a 2018 Ram 3500 with the jaw-dropping strength of the 6.7L Cummins<sup>®</sup> High Output Turbo Diesel and its 930 lb-ft of available torque, and you're fast approaching 16 tons of pure towing capability.

## SUPERB GAS TOWING

**RAM 3500:  
UP TO 16,480 LB\***

When your towing needs are met only with gas power and heavy-duty 3500-class capability, Ram is ready: the 6.4L HEMI<sup>®</sup> V8 in Ram 3500 delivers more than 8 tons of on-demand pulling strength.



## BEST-IN-CLASS<sup>16</sup> GAS TOWING

**RAM 2500:  
UP TO 16,320 LB\***

What works for Ram is providing exceptional strength that doesn't necessitate exorbitant costs. A Ram Heavy Duty 2500 powered by the available 6.4L HEMI V8 gives you top-tier gas towing.



\*When properly equipped. Properly secure all cargo.





CLASS-EXCLUSIVE<sup>3</sup> AVAILABLE AUTO-LEVEL REAR AIR SUSPENSION SYSTEM | CLASS-EXCLUSIVE<sup>3</sup> MANUAL TRANSMISSION

# RAM HD: UP TO 7,350-LB MAX PAYLOAD.\* AUTO-LEVEL. LOAD IT UP—AND RIDE ON AIR.

► **YOU'RE TALKING HUGE PAYLOADS. LET US LEVEL WITH YOU.**

Only Ram Heavy Duty 2500 comes to work with the ultra-tough and class-exclusive<sup>3</sup> five-link coil spring rear suspension, while Ram 3500 stands out with a robust standard Hotchkiss leaf spring rear suspension. And only Ram Heavy Duty 2500/3500 offer an available Auto-Level Rear Air Suspension System with its dual modes addressing both payload and towing capability. [SEE MORE ON PG 12](#)



\*When properly equipped. Vehicle shown above does not represent max configurations. Properly secure all cargo.



# RAM 2500/3500 PICKUP

**2018 RAM HEAVY DUTY. MEETING THE TOUGHEST TASKS WITH EFFICIENCY, INNOVATION AND ROBUST CAPABILITY.**




The 2018 Ram Heavy Duty 2500/3500 models prove themselves with the ideal resumé of experience and capability. These job applicants are ready to provide decades and tens of thousands of miles of unyielding support. There's no doubt whatsoever who rules the jobsite when Ram Heavy Duty is in charge.

The executive summary: available 6.4-liter HEMI® V8 with its Multi-Displacement System helping boost fuel efficiency. Available 6.7-liter Cummins® High Output Turbo Diesel with its best-in-class<sup>3</sup> 930 lb-ft of torque on Ram 3500. Standard Electronic Stability Control (ESC)<sup>9</sup> system on every model. Automatic transmissions with Electronic Range Select and the Tow/Haul Mode. Tough frames, innovative suspensions and impressive GVWRs.

## THE HIGH-STRENGTH STEEL FRAME: TOUGH ENOUGH FOR TOWING AND HAULING, QUIET ENOUGH FOR COMFORT.

An expanded and durable ladder frame also features a pumped-up front suspension crossmember, hydroformed front and rear sections, and roll-formed center rail sections in an outwardly curved position that helps improve rear spring and shock placement.

The Ram Heavy Duty frames completely measure up, with 50,000-psi steel strength and eight tough crossmembers contributing to an anticipated lifetime of towing and hauling. The hydroformed front and rear sections supply durability and mass efficiencies, while the rail contours are ideally placed for ancillary mounts.



In 2018 Ram Heavy Duty 2500/3500 4x4 models, the front axle disconnect technology is all about capability and convenience. The system automatically disengages the front drive axle when reengaging the two-wheel-drive mode. The engineering helps reduce parasitic losses, and contributes to improved fuel efficiency.

Every Ram Heavy Duty model features a unique three-link front suspension—a suspension that further stands out by employing a large stabilizer bar. The bar specifically addresses the needed roll stiffness required by these impressive GVW ratings—up to 10,000 lb\* for Ram 2500 and up to 14,000 lb\* for Ram 3500.

## FOUR REAR SUSPENSIONS: ALL ENGINEERED WITH ADVANTAGES FOR THE WEIGHT CLASS AND THE JOB AT HAND.



**2500: THE FIVE-LINK COIL SPRING REAR SUSPENSION<sup>2</sup>** Standard on Ram 2500 models is the five-link coil spring rear suspension, an ingenious design that revolutionized the heavy-duty pickup segment. Engineered to spec, it ensures superb ride/handling characteristics with ultra-dependable hauling and payload capability, even under the heaviest of loads.



**2500: THE AVAILABLE AUTO-LEVEL REAR AIR SUSPENSION SYSTEM<sup>2</sup>** This adaptation of the Air Suspension System is engineered specifically for the higher GVWRs and GCWRs of the 2500 class. Two distinctive modes are at work: Normal Load-Leveling Mode ensures a level load profile; Alternate Ride Height Mode maintains an even alignment between the trailer hitch and the trailer tongue.



**3500: THE STANDARD HOTCHKISS LEAF SPRING REAR SUSPENSION.** Long proven on the unbending 3500-class workhorses of the Ram Commercial family, the Hotchkiss leaf spring rear suspension ably meets the many requirements for payload capability and occupant comfort. With engineering calibrated for heavy-duty performance, your Ram 3500 pickup will deliver with jaw-dropping ability.



**3500: THE AVAILABLE AUTO-LEVEL REAR AIR SUSPENSION SYSTEM<sup>2</sup>** In this configuration, the leaf springs are augmented with air springs—but here, they're mounted on top of the axle; the engineering enables the air springs and leaf springs to seamlessly work together for superb load-carrying capability. The technology is utilized on Ram 3500 single-rear-wheel and dual-rear-wheel models.

### RAM 2500 PICKUP

**MAX GVWR: 10,000 LB\* • MAX GCWR: 25,300 LB\***

**Best-in-class<sup>16</sup> gas-powered towing—up to 16,320 lb\***

**Best-in-class<sup>3</sup> gas horsepower—410 hp**

**Best-in-class<sup>3</sup> diesel oil change intervals—up to 15,000 miles**

**Diesel-powered towing—up to 17,980 lb\***

**Outstanding GCWR—up to 25,300 lb\***

Ram pickups are fully compliant with SAE J2807 towing standard

\*When properly equipped.

### RAM 3500 PICKUP

**MAX GVWR: 14,000 LB\* • MAX GCWR: 39,100 LB\***

**Best-in-class<sup>3</sup> fifth-wheel towing—up to 30,000 lb\***

**Best-in-class<sup>3</sup> diesel torque—up to 930 lb-ft**

**Best-in-class<sup>3</sup> highest snowplow rating—1,260 lb\***

**Best-in-class<sup>3</sup> gas horsepower—410 hp**

**Best-in-class<sup>3</sup> diesel oil change intervals—up to 15,000 miles**

**Diesel-powered towing—up to 31,210 lb\***

**Gas-powered towing—up to 16,480 lb\***

**Tough payload rating—up to 7,350 lb\***

Ram pickups are fully compliant with SAE J2807 towing standard



# AMERICA'S LONGEST-LASTING HEAVY DUTY PICKUPS.



Cummins

**TURBO DIESEL**

### **BEST-IN-CLASS<sup>3</sup> 930 LB-FT TORQUE**

The Ram powertrain arsenal reaches its peak with the available 6.7L Cummins® High Output Turbo Diesel in a Ram 3500 DRW pickup. With up to 385 hp and 930 lb-ft of torque, you're looking at sheer capability: max towing up to 31,210 lb.\*

That's Ram and Cummins at work.

\*When properly equipped. Properly secure all cargo.



# RAM HD NEVER BACKS DOWN.

**3500: 31,210-LB DIESEL TOWING\***  
**3500: 930 LB-FT DIESEL TORQUE<sup>3</sup>**



**TRAILER-TOWING MIRRORS.** By design, these trucks are born and bred to pull and haul. Huge available 7 x 11-inch trailer-towing mirrors with a power-folding feature make your Ram Heavy Duty a command and control center for towing.

**DRIVER INFORMATION DISPLAY.** Go—and tow—in the know: the full-color high-resolution screens in select Ram models feature dozens of graphics, conveying real-time data on virtually every mechanical function.

**FRAME-MOUNTED GOOSENECK HITCH ASSEMBLY.** Available from Mopar®, with easy ball removal for fast flatbed conversion. Optional Fifth-Wheel/Gooseneck Prep Package includes in-bed 7-pin connector. (Ball not included in Package.)



**BEST-IN-CLASS<sup>5</sup> FIFTH-WHEEL TOWING\*** Enjoy fifth-wheel towing rated up to a top-level 30,000 lb on Ram 3500 (max 20,000-lb hitch also available). Optional hitches from Mopar®: with sliding rails, or one that slides directly into the Fifth-Wheel/Gooseneck Prep Package mounts.

**THE RAM VIEW OF HAULING AND TOWING: CONFIDENCE AND CONVENIENCE.** Don't bother to look back to the old days. Today, Ram 2500/3500 stand out by offering an available Cargo-View Camera<sup>13</sup> that provides an on-screen display of the cargo bed. It's ideal for gooseneck or fifth-wheel hookups—and it gets better. Now standard, the ParkView® Rear Back-Up Camera<sup>13</sup> eases conventional trailer hookups, and adds capability: you can toggle between the two views on the available 8.4-inch touchscreen.



\*When properly equipped. Vehicle shown above does not represent max configurations. Properly secure all cargo.



# SAFETY AND SECURITY TECHNOLOGY FOR EVERY ROAD.

▶ **Side-Impact Door Beams**  
Designed with forgiveness in mind, these door beams are engineered to absorb impact force from every angle.

▶ **Rain-Sensitive Windshield Wipers**—Available

▶ **Dynamic Front Crumple Zones**  
These crumple zones are engineered to bear the worst of any impact, helping keep cab passengers safe and secure.

▶ **ParkSense Front and Rear Park Assist**<sup>13</sup>—Available

▶ **Rain Brake Support**

▶ **Hydraulic Boost Compensation**

▶ **Ready Alert Braking**

▶ **Hill Start Assist**

▶ **Antilock Brake System (ABS)**

▶ **Auto High-Beam Headlamp Control**—Available

▶ **Electronic Brake-Force Distribution**

▶ **Antispin Rear Differential**—Available

▶ **All-Speed Traction Control**

▶ **Trailer Sway Damping**<sup>9</sup>

▶ **ParkView<sup>®</sup> Rear Back-Up Camera**<sup>13</sup>  
Standard on 1500/2500/3500 pickups. Displays the rear image in the rearview mirror (with Radio 3.0) or on-screen with dynamic grid lines.

▶ **Air Bag<sup>17</sup> Technology**  
Ram surrounds you with protection, including multistage front, supplemental front-seat side-mounted, and side-curtain air bags.<sup>17</sup>

A 2018 Ram pickup embraces road manners, comfort and capability with the same fervor that it welcomes safety and security. Standard on every model is the indispensable Electronic Stability Control (ESC)<sup>9</sup> system. Attributes of ESC<sup>9</sup> are comprehensive:

- ▶ Help regulate wheelspin, with **All-Speed Traction Control**. If slippage occurs during acceleration, automatic throttle control will reduce torque; in extremes (like accelerating from pavement to ice), it will apply the brakes and reduce the engine power to maintain control.
- ▶ Tow with confidence, using **Trailer Sway Damping**<sup>9</sup>, which detects yaw and applies selective brake pressure on the tow vehicle's opposite side to counteract and reduce the sway.

The Ram pickup braking system features optimized pedal travel to provide quick power assist. Rear wheel-speed sensors are positioned for protection against road elements. ESC<sup>9</sup> features multiple assets for braking, and it even includes vehicle control when stationary. Most notable are:

- ▶ Stop securely, with **Antilock Brake System (ABS)**. Monitoring each wheel's speed, the Ram pickup ABS design also incorporates back-up braking should one of the two braking circuits be compromised.
- ▶ Balance the braking. **Electronic Brake-Force Distribution** regulates brake pressure from front to rear to minimize stopping distances.

- ▶ Anticipate potential trouble. **Ready Alert Braking** senses when the driver's foot is lifted from the accelerator; it applies an imperceptible brake force to ensure that pads and discs are lined up should an emergency stop be required.
- ▶ Factor in the weather. **Rain Brake Support** automatically and seamlessly activates when the driver turns on the windshield wipers; all brake calipers gently pulse against their respective rotors to remove water from the pads.
- ▶ Make it home, with **Hydraulic Boost Compensation**. Should a failure occur in the vacuum brake booster or any related line (say, a rupture occurred from tough off-roading), the brake controller will run the ABS pump; our system is so sophisticated, it conveys the problem to the driver. The brakes perform as normal until the failure is serviced.
- ▶ Stay still, with **Hill Start Assist**. When the vehicle is angled on an incline, this system keeps your Ram stationary for two seconds after the brakes have been released or until the accelerator is depressed.
- ▶ Indispensable protection: **ParkSense<sup>®</sup> Front and Rear Park Assist**<sup>13</sup>. This available feature uses integrated sensors with ultrasonic waves to detect objects as far as 47 inches away from the bumpers. Read-outs located in the gauge cluster display team up with audible chimes to notify the driver of proximity to front and/or rear objects.





**NAV ASSIST | REAL-TIME VEHICLE INFO | VEHICLE SYSTEMS MONITORING | CUSTOMIZABLE**

## DRIVER INFORMATION DISPLAY

Your Ram pickup is a rolling powerhouse of knowledge, instant information and state-of-the-art communications technologies. And it's all at your command, with the available and customizable full-color 7-inch Driver Information Display with some 34 menu options, including detailed graphics that convey real-time vehicle information.

Select models inform you with a six-ring instrumentation cluster, and you can always move up to the largest available 8.4-inch radio touchscreen.<sup>7,15</sup> Powerful, yet easy-to-use, Uconnect® systems are designed to keep you focused on the long haul ahead.



# TOTAL MUSCLE AND SMART TECHNOLOGY.





# TECHNOLOGY FOR THE REAL WORLD.







**RADIO.** When SiriusXM® Satellite Radio<sup>18</sup> meets Uconnect®, they really sing—with exclusive entertainment, sports, comedy, news and commercial-free music. We've got what you need, including 150 channels of the best satellite radio content. Additionally, stream from your desktop or download the free SiriusXM app<sup>18</sup> on your smartphone or tablet and enjoy SiriusXM All Access<sup>19</sup> when out of your vehicle. It's all included for a full first year as part of your one-year trial subscription.



**PHONE.** Prioritize different phones so multiple drivers can connect and call. Uconnect syncs with your compatible phone allowing you to drive safely with hands-free<sup>20</sup> capability. Route all incoming calls to voice mail and suppress text message notifications by enabling the Do Not Disturb feature so you can keep your full attention on the road.



**APPLE CARPLAY™<sup>21</sup>** A smarter, safer way to use an iPhone® inside your vehicle and seamlessly integrate it with the Uconnect touchscreen and Siri® Eyes Free<sup>22</sup>. You can make calls, access music, send and receive messages,<sup>23</sup> get directions optimized for traffic conditions and more, while staying focused on the road.



**ANDROID AUTO™<sup>21</sup>** Automatically provides a safer way to use Android™ while driving. Share information, place phone calls or send and receive messages,<sup>23</sup> while you easily access the best of Google: maps with voice-guided navigation, music, and Google Search, which lets you ask any question by voice command<sup>20</sup>



**INTEGRATED VOICE COMMAND<sup>20</sup> WITH BLUETOOTH®.** Access a favorite playlist on your music player or USB drive with simple voice commands.<sup>20</sup> Ask for directions to a certain address. Or make a call. No problem. Siri Eyes Free<sup>22</sup> responds to natural language commands, so controlling your compatible iPhone and your vehicle's sound system and entertainment options is easy and effortless.



Android Auto™ screen shown.



**CONNECTED.** The Uconnect® mobile app with SiriusXM Guardian<sup>®24</sup> lets you control your truck from virtually anywhere and receive Monthly Vehicle Health Reports to keep an eye on every aspect of its performance.

- Remote Vehicle Start<sup>25</sup>
- Remote Horn & Lights<sup>25</sup>
- Vehicle Finder<sup>27</sup>
- Remote Door Lock/Unlock<sup>25</sup>
- Send & Go™<sup>26</sup>
- SOS Call<sup>28</sup>



**NAV.** Enter your destination with just your voice<sup>20</sup>—the route is calculated in seconds and displayed on the spacious 8.4-inch touchscreen. Then get turn-by-turn audio directions so your eyes can stay devoted to the road. SiriusXM® Traffic Plus<sup>18</sup> will inform and reroute you at your choosing. You can even look up local fuel prices and weather using SiriusXM Travel Link<sup>18</sup>



**WiFi<sup>29</sup>** Expand your options by turning your vehicle into an on-demand WiFi Hotspot<sup>29</sup>—with new 4G LTE WiFi<sup>29</sup> making these connections faster than ever. Purchase by day, month or year, after you register for Uconnect® Access<sup>30</sup>. Simply turn on your signal, connect your devices and go.

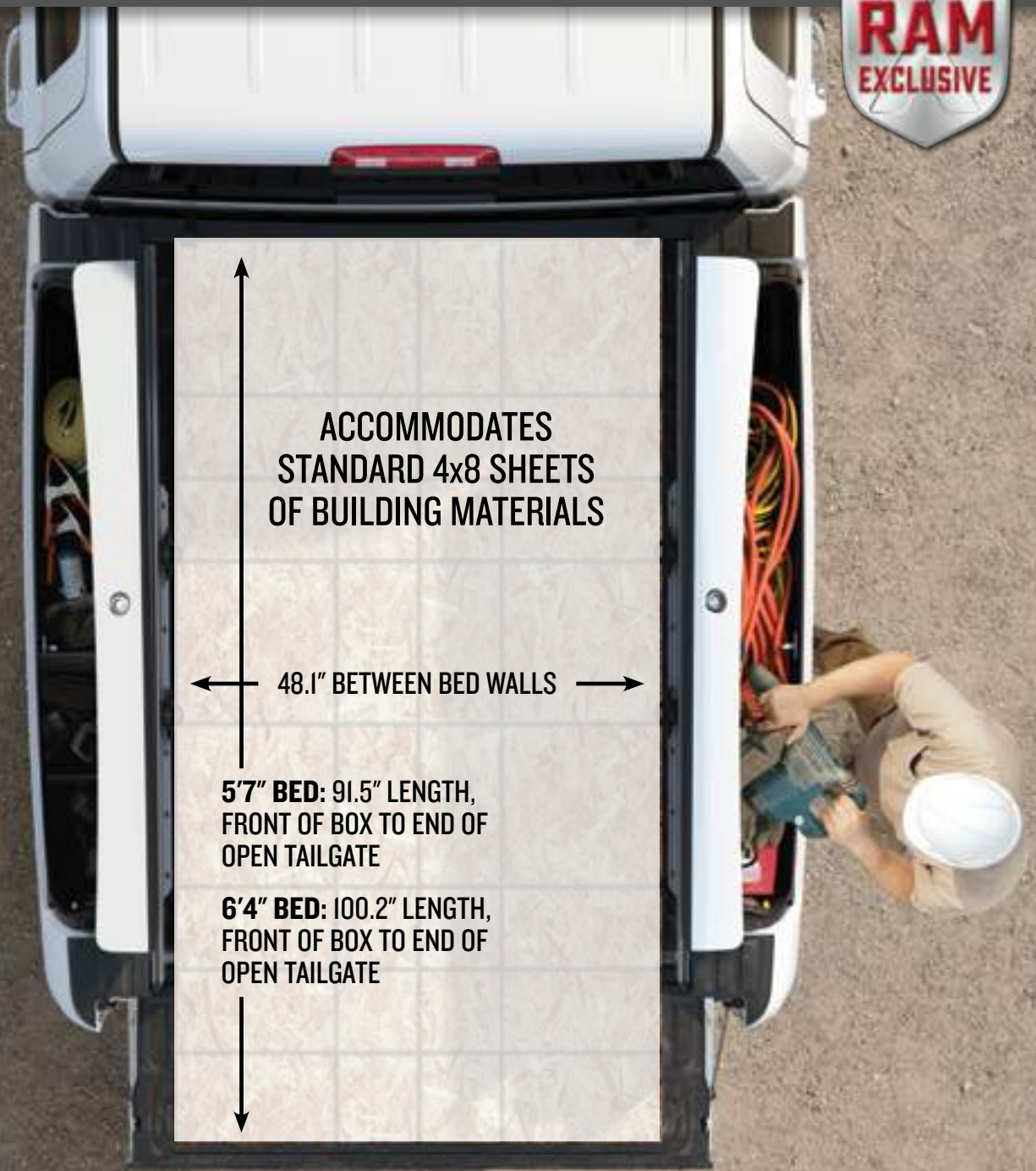


**CONTROLS.** Via the touchscreen, you can adjust your seat or cabin temperature, select a new music station or make a call. So sit back, get comfortable, and experience all the ways Uconnect makes the ride more enjoyable.





# FOR 1500 AND HD: RAMBOX<sup>®</sup> CARGO MANAGEMENT SYSTEM.<sup>7.3</sup>



ACCOMMODATES  
STANDARD 4x8 SHEETS  
OF BUILDING MATERIALS

48.1" BETWEEN BED WALLS

**5'7" BED:** 91.5" LENGTH,  
FRONT OF BOX TO END OF  
OPEN TAILGATE

**6'4" BED:** 100.2" LENGTH,  
FRONT OF BOX TO END OF  
OPEN TAILGATE



**REMOTE KEYLESS ENTRY WITH THE ALLSECURE<sup>®</sup> LOCKING SYSTEM.** Versatile key fobs control another invaluable advantage: the available Remote Keyless Entry System with the AllSecure Locking System, which locks/unlocks all doors, the tailgate and (if equipped) both RamBox System bed-side compartments. Available fob functions also include control of the Remote Start, the panic button and even the Entry/Exit Mode of the available Active-Level™ Four-Corner Air Suspension System for Ram 1500.





## ADD ON STORAGE

**THE RAMBOX® SYSTEM SIDE CARGO BINS** are lockable, illuminated and feature drain plugs that enable refrigeration by ice. They're made even more capable through available Accessories from Mopar® that perfectly fit within the compartments. Available.



## LIGHT THE BED

**TWO POINTS OF ILLUMINATION** Augmenting the CHMSL cargo bed light, these side bed-mounted LED lights are perfect for night loading—now with a convenient bed-mounted LED light switch.

## DIVIDE & CONQUER

**THE CARGO BED EXTENDER/DIVIDER** doesn't merely let you arrange cargo. Extend it over the open tailgate to enclose larger cargo. When not in use, the thin profile component is stored at the front of the bed, just behind the passenger cabin.



## KEEP IT TIGHT

**CARGO RAILS WITH ADJUSTABLE TIE-DOWN CLEATS** let you secure cargo—and the rails are multi-purpose. Like the side bins, they expand convenience and capability by accommodating many Authentic Accessories from Mopar.





# RAM 1500 PICKUP

**RAM LEADERSHIP: COMMANDING ENGINES AND TRANSMISSIONS. INNOVATIVE, RESILIENT SUSPENSIONS. OUTSTANDING FUEL EFFICIENCY AND TORQUE FROM THE AVAILABLE 3.0L ECODIESEL V6.**



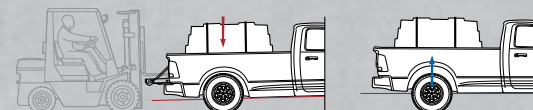
Ram 1500 pioneered the available and class-exclusive<sup>7</sup> Active-Level™ Four-Corner Air Suspension System along with the equally innovative, class-exclusive<sup>7</sup> standard multilink coil spring rear suspension. Power is just as impressive, encompassing the available 3.0L EcoDiesel V6 (with its 420 lb-ft



**SIX PACK ON DEMAND.** Ram Laramie, with its Light Frost Beige leather-trimmed interior, seats six with space, luxury and refinement.

of torque) and the available legendary 5.7L HEMI® V8 powerhouse. A quick look at the Laramie® and Limited trim levels—think leather trim, and lots of it—is fast proof that this full-size pickup is the go-to truck for comfort and convenience.

## ACTIVE-LEVEL: AUTOMATIC BENEFITS FOR PAYLOAD.



**ACTIVE-LEVEL SUSPENSION:** Pioneered by Ram 1500, this available and class-exclusive<sup>7</sup> asset solidifies Ram 1500 leadership. Augmenting the available four-corner air suspension system (with its five distinct modes of operation), Active-Level suspension engineering equalizes Ram 1500 under heavy payloads. This degree of payload control offers a wealth of benefits, including correct fore-and-aft vehicle balance; a constant horizontal load plane; an even and level driving profile; and a consistent headlamp-to-road angle for vision-friendly forward illumination. It's controlled by the switchbank, shown below. The benefits of the technology while trailering appear on the following page.



**FINGERTIP CONTROL THROUGH THE INTEGRATED SWITCHBANK.** Operate the available Active-Level Four-Corner Air Suspension System—and more. The switches let you move from mode to mode, ensuring the ideal ride height for terrain and conditions. Depending on the options you choose, the other buttons can control a variety of standard and available features; among them: the available Electronic Trailer Brake Controller, the Electronic Stability Control (ESC)<sup>9</sup> system, the Tow/Haul Mode, seat heat and ventilation, the heated steering wheel and more.



### THE 3.0L ECODIESEL V6.

#### THEY NEVER SAW IT COMING.

With 420 lb-ft of torque, outstanding fuel efficiency and exceptional driving range, there's little wonder why this engine has taken the world by storm—reflected in rave reviews and unprecedented demand.



### THE TORQUEFLITE® 8-SPEED AUTOMATIC. STANDARD ON RAM 1500.

The objective: provide outstanding shift qualities and impeccable performance from cruising to hauling—while contributing to the superb Ram 1500 fuel efficiency. The TorqueFlite 8-speed does it all, utilizing steering wheel-mounted buttons for manual gear range selection for more control. Standard with all engines.



Properly secure all cargo.

## A SUMMARY OF TOWING EXCELLENCE.

- Count on structural rear bumpers rated for Class III towing to easily handle trailers up to 5,000 lb\*.
- Use the available factory-installed Class IV hitch receiver, which is bolted directly to the frame. It multiplies towing capacity—up to 10,620 lb\*.
- Note the standard 4- and 7-pin trailer connectors that enable instant trailer hookups, and eliminate tedious junctions and adapters when you need to utilize multiple types of trailers.
- Consider the increased use of stronger and more resilient yet lighter steel; it helps contribute to the Ram 1500 tradition of fuel-sipping performance. This high-strength steel frame is engineered with low-torsion dynamics and accompanies fully boxed side rails. The engineering strengthens the whole package—including the Ram 1500 reputation for minimal noise, vibration and harshness (NVH).
- Factor in the available Active Grille Shutters; they instantly adapt to speed, load and engine needs to provide ideal engine cooling, reducing aerodynamic drag and helping improve fuel efficiency.

## RAM 1500 PICKUP

**MAX GVWR: 6,950 LB\* • MAX GCWR: 15,950 LB\***



Class-exclusive<sup>7</sup> available Active-Level Four-Corner Air Suspension System

Class-exclusive<sup>7</sup> available RamBox® Cargo Management System

Capability: up to 10,620-lb towing\* (HEMI V8); up to 9,210-lb towing\* (EcoDiesel V6)

Standard Class IV hitch receiver (Tradesman®)







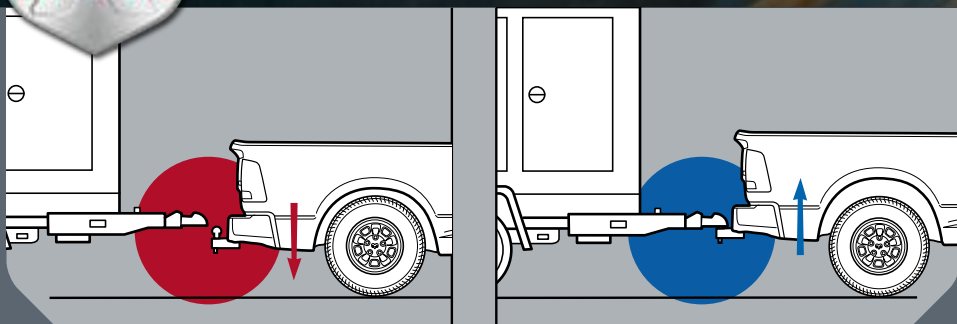
# RAM 1500: 10,620-LB MAX TOWING\*—AND MORE.



**ELIMINATE LIFE'S UPS AND DOWNS.** Give your Ram 1500 major clout. The class-exclusive<sup>7</sup> available Active-Level™ Four-Corner Air Suspension System delivers five modes of operation. Crucially, it makes trailering a breeze, simplifying ball/hitch alignment. The bigger picture? The system counteracts weight from trailering/hauling, maintains an even and level profile when loaded, and keeps constant the rake from the front end to the rear of the trailer.

## SUSPENSION AND TRAILER BRAKE CONTROL.

The dash-mounted integrated switchbank lets you raise or lower the vehicle with the available Active-Level Four-Corner Air Suspension System, and also enables adjustments of the trailer brake gain while towing.



**STAY AHEAD OF THE GAME. LOOK BACK.** Make towing a cinch. The standard ParkView® Rear Back-Up Camera<sup>13</sup> with available Active Grid Lines is a natural for aligning the trailer ball with the hitch.



**DOZENS OF MENU OPTIONS** include data about the available trailer brake controller. This reading signals that the brake is at 50% of total operation with a 3.5% gain. You'll control the gain that's right for the terrain with the center stack-mounted trailer brake controller.



**COVER EVERY ANGLE.** Monitoring your trailer is critical. Extra-wide available trailer-towing mirrors on each side are the answer. Measuring a substantial 7 x 11 inches, they offer a maximum view, with a wide-angle mirror for peripheral traffic.



\*When properly equipped. Properly secure all cargo.





STANDARD V6 HORSEPOWER<sup>1</sup>



LOWEST LOAD FLOOR HEIGHT<sup>4</sup>

CLASS-EXCLUSIVE<sup>2</sup> FRONT-WHEEL DRIVE

# WORK WITH A REAL PRO. RAM PROMASTER<sup>®</sup>

▶ **4,440 LB\* OF PAYLOAD STRENGTH. AND THAT'S JUST THE START.** Few commercial vehicles match the versatile Ram ProMaster Cargo Van, Chassis Cab and/or Cutaway models. Cargo Van, shown here, boasts a raft of best-in-class assets that make it the go-to choice for a custom upfit or roomy delivery vehicle. If you need your space, you've sure found it.

**DETAILS ON NEXT PAGE**



## WE RAISED THE BAR, AND HELPED LOWER THE COST OF OWNERSHIP.




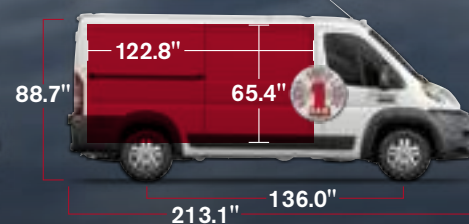
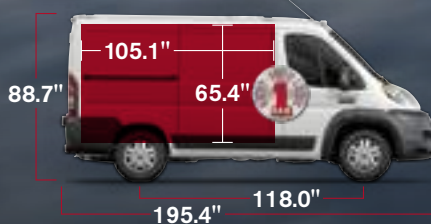


TURNING DIAMETER<sup>3</sup>



STANDARD CARGO HEIGHT: 65.4"<sup>4</sup>

### MULTIPLE CHOICES. NOW PUT YOURS TO THE TEST.



<sup>1</sup>When properly equipped. <sup>2</sup>Short-wheelbase model.



# RAM PROMASTER®

WHERE VERSATILITY AND SPACIOUSNESS CREATE AN UPFIT-FRIENDLY WORKHORSE READY TO LEAD.



Smart business management employs muscle and genius—the very credentials for a 2018 Ram ProMaster, with three cab/body styles (Cargo Vans, Chassis Cabs and Cutaways), multiple wheelbases, an available extended floor for the 159-inch-wheelbase models, and two roofs (including the High Roof option for Cargo Van, giving 6'3" workers plenty of standing room). Class-exclusive<sup>4</sup> front-wheel drive is standard across the board, and quality is top-tier: the many best-in-class<sup>4</sup> features for ProMaster Cargo Van include the lowest load floor height, the greatest width between rear wheel wells, the best standard interior cargo height and the best standard V6 horsepower—thanks to the proven award-winning 3.6L Pentastar® V6.

## THE STRENGTH TO LEAD BY EXAMPLE: YOUR GUIDE TO COMPLETE CAPABILITY.

Outfit your Ram ProMaster with two available assets that are invaluable when maneuvering or dealing with loading docks. The standard **ParkView™ Rear Back-Up Camera**<sup>2</sup> (with grid lines displayed on the screen) is high-mounted; its strategic placement lets you back up to loading docks with the rear doors open. The available **ParkSense® Rear Park Assist**<sup>3</sup> utilizes ultrasonic sensors discreetly integrated into the rear bumper to audibly warn the driver of rear obstructions.

Critical to road manners, handling and performance is the comprehensive **Electronic Stability Control (ESC)**<sup>9</sup> system, which includes ABS, a Brake/Lock Differential, All-Speed Traction Control, Brake Assist, Engine Drag Control, Trailer Sway Damping<sup>5</sup> Hill Start Assist and Rollover Mitigation.

Cutaway and Chassis Cab models complement Ram Commercial by augmenting customization and upfit capability. These **cab-forward front-wheel-drive powerhouses** are the go-to design of choice when you need low step-in heights and/or easy access by ramps. The **24.4-inch top-of-frame-to-ground design** is a welcome asset if your business deals with dolly-reliant delivery of oversized items, or large landscaping equipment.



On ProMaster Cargo Van models, roof strength weighs in with a **330-lb max rating**. We employ six roof rail mounts, three on each side. And all exposed body panels on every model are galvanized for long-term corrosion protection.

The front-wheel-drive configuration utilizes a telescoping steering column that controls crisp rack and pinion hydraulic steering, for a firm, responsive and confident feel.



A premium steering gear enhances drive quality and reliability, and helps contribute to an **incredibly tight turning diameter: the tiny 36.3-foot diameter** on the short-wheelbase models is yet another **best-in-class<sup>4</sup> advantage**.

The body-frame integral design delivers the strength you demand. On ProMaster Cargo Van models, a steel framework works with integrally welded components; these include crossrails, longitudinal rails, the floor pan and the side panels.

Brakes are on the performance level: **Brembo® four-wheel disc**; the front rotor diameter is an impressive 11.8 inches. The proven **MacPherson strut front suspension** features huge **62-mm twin-tube shocks** for outstanding support of cargo. **GVW-tuned cast-iron control arms** offer notable durability.



From the first concept to completion, this interior was designed to be a benchmark for the industry. Ram ProMaster advantages give you and your upfitter enormous latitude.

Here, huge flat load floors support everything from multiple refrigerator- and stove-size boxes to future in-vehicle work benches for a mobile work station. Near-vertical side walls permit extensive shelving—and their presence hardly impacts the standard cubic foot measurements for that vast interior volume. Given three wheelbase measurements (and an extended floor design that adds further capacity to the 159-inch wheelbase), two roof heights and two available partitions, you can transform your Ram ProMaster model into a model of efficiency and capability.

## RAM PROMASTER

**MAX GCWR: 11,500 LB\***  
**MAX TOWING: 5,100 LB\* • MAX PAYLOAD: 4,440 LB\***



**Best-in-class<sup>4</sup> turning diameter (118-inch wheelbase)**

**Best-in-class<sup>4</sup> lowest load floor height**

**Best-in-class<sup>4</sup> standard V6 horsepower—280 hp, with 260 lb-ft of torque**

**Class-exclusive<sup>4</sup> front-wheel drive (FWD)**

\*When properly equipped. Properly secure all cargo.





HIGH ROOF  
**462.8**  
MAX CUBIC FEET<sup>†</sup>

STANDARD ROOF  
**303.7**  
MAX CUBIC FEET<sup>†</sup>

<sup>†</sup>Max cargo volume;  
meets SAE J1100 requirements.



# RAM PROMASTER CITY.<sup>®</sup> BECAUSE BEST-IN-CLASS IS THE WAY TO GO.



BEST-IN-CLASS<sup>6</sup> HORSEPOWER AND TORQUE | UNSURPASSED<sup>6</sup> TOWING\*-UP TO 2,000 LB

► **NOW FOR THE IMPRESSIVE LIST OF FINISHING TOUCHES.**

America's Most Efficient Work Van<sup>2</sup> earned its stripes by delivering the best across the board. Along with stellar fuel economy and that huge, pallet-friendly cargo area, these models supply best-in-class numbers for payload,<sup>5</sup> horsepower and torque,<sup>6</sup> and even driving range with standard motor.<sup>31</sup> Every figure ensures you've found a working partner that reflects the best in business values: inspired performance, day-in and year-out.

**FOR MORE, TURN THE PAGE**



**28 MPG HWY<sup>5†</sup>**  
**2.4L TIGERSHARK<sup>®</sup>**  
**MULTIAIR<sup>®</sup> 2 I-4**

\*When properly equipped. †EPA estimated 21 mpg city/28 mpg hwy. Actual results may vary.



# RAM PROMASTER CITY®

**RAM PROMASTER CITY CARGO VAN AND PASSENGER WAGON:  
WHERE EFFICIENCY AND BOTTOM-LINE VALUE WORK HAND-IN-HAND.**



Ram ProMaster City: where you count both advantages and built-in value to bolster your bottom line. Aerodynamic, spacious and versatile, ProMaster City models are built on a 122.4-inch wheelbase, with a total length of 15.6 feet; think typical mid-size sedan. It's a layout that translates into generous passenger room and, on Cargo Van, best-in-class<sup>6</sup> cargo capacity. When you factor in outstanding value, this very green vehicle becomes an indispensable business partner.

The robust 2.4L Tigershark<sup>®</sup> with MultiAir<sup>®</sup>2 is mated to the class-exclusive<sup>6</sup> 9-speed automatic, churning out a best-in-class<sup>6</sup> 178 horsepower and 174 lb-ft of torque and best-in-class<sup>5</sup> 28 mpg highway.\* With unsurpassed<sup>6</sup> towing (up to 2,000 lb<sup>†</sup>) and best-in-class<sup>31</sup> driving range with standard motor (up to 448 miles<sup>‡</sup>) on a tank of 87-octane regular, ProMaster City is a working model of efficiency.



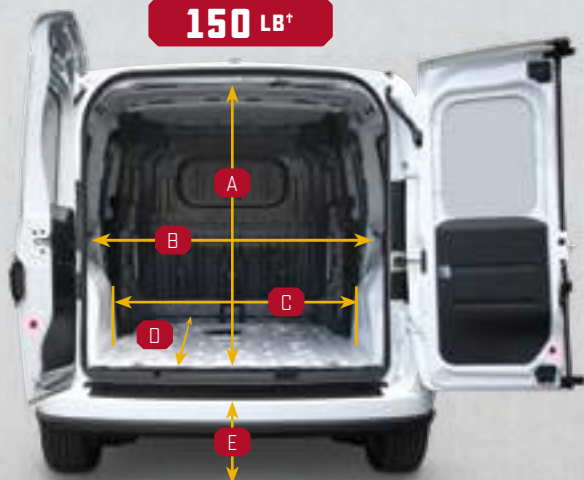
**RAM PROMASTER CITY TRADESMAN<sup>®</sup> CARGO VAN.** Best-in-class<sup>6</sup> payload works with vertically oriented side walls and a completely flat load floor; interior space is enormous; latitude for customization enables a wide variety of upfits. Configuration is just as efficient: rear 60/40 doors deliver 90°- and 180°-openings, rear lift-in height is a worker-friendly 23.3 inches, and all interiors feature tie-down rings. It's an overall design ready-made for countless functions—including aftermarket Automobility applications.



**A CAVERNOUS INTERIOR OFFERS ROOM TO MOVE—AND GROW.** Tradesman Cargo Van brings you best-in-class<sup>6</sup> cargo capacity: 131.7 cubic feet. In ProMaster City Passenger Wagon, those numbers transform into welcome and generous room for up to five occupants. The convenient side-door step-in height of 19.3 inches (Wagon model), 60/40 split rear cargo doors and super-wide dual sliding side doors deliver easy access for people and comfortable handling of cargo.

ROOF WEIGHT CAPACITY

**150 LB<sup>†</sup>**



A	CARGO AREA HEIGHT	51.8"
B	CARGO AREA WIDTH	60.4"
C	CARGO WIDTH BETWEEN WHEEL WELLS <sup>‡</sup>	48.4"
D	CARGO AREA LENGTH	87.2"
E	REAR LIFT-IN HEIGHT	23.3"

**LET'S PUT THIS REAR VIEW INTO PERSPECTIVE.** The front-seat-only configuration of the ProMaster City Cargo Van models gives you nearly infinite possibilities for an aftermarket upfit. If your business relies on making deliveries, think big: the best-in-class<sup>6</sup> cargo capacity shows how easily Ram ProMaster City configures into an on-site mobile workshop.



## RAM PROMASTER CITY

Best-in-class<sup>5</sup> highway fuel economy

Best-in-class<sup>6</sup> cargo capacity—131.7 cu ft (Cargo Van models)

Best-in-class<sup>6</sup> max payload: 1,883 lb<sup>†</sup> (Cargo Van models)

Class-exclusive<sup>6</sup> 9-speed automatic transmission

Unsurpassed<sup>6</sup> max towing: 2,000 lb<sup>†</sup> (Cargo Van models)

Best-in-class<sup>6</sup> horsepower and torque—178 hp/174 lb-ft of torque

Class-exclusive<sup>6</sup> bi-link rear suspension

Best-in-class<sup>6</sup> GVWR—5,395 lb



\*EPA estimated 21 mpg city/28 mpg hwy. Actual results may vary. <sup>†</sup>When properly equipped.

<sup>‡</sup>EPA estimated 21 mpg city/28 mpg hwy and 16-gallon fuel tank. Actual results may vary. Properly secure all cargo.





**— AMERICA'S —  
MOST EFFICIENT  
— WORK VAN —**



# ONE OF OUR BEST STRENGTHS IS A FOCUS ON COMFORT.



AVAILABLE HEATED SEATS | AVAILABLE SWIVEL SEATS | AVAILABLE AUXILIARY SWITCHES FOR FUTURE UPFITS

► **TOUGH TRUCKS—BUT WORKING IN THEM IS EASIER THAN EVER.**

If there's one area that characterizes the commercial sector, it's multitasking. You're doing a dozen things at once. No surprise to find that the cabin of your Ram matches it—with comfortable seating, intelligent instrumentation, leading-edge telematics and versatile interiors that give you an office on the run—ably demonstrated in Ram ProMaster Cargo Van, above.



The Ram ProMaster® exterior is aerodynamic, sleek and functional. There are even built-in footholds in the front fascia to enable easy windshield cleaning and wiper-blade replacement. Inside, convenience rules, with soft-touch materials, standard telescoping steering column, easy-to-read instrumentation and easy-to-access controls. Storage is abundant, with oversize door pockets, triple cup holders below the center stack, and an available overhead shelf system so robust, the 2.5-liter area can actually hold up to 44 lb of materials.

Properly secure all cargo.





# YOU'RE NOW IN CHARGE OF THE DEPARTMENT OF THE INTERIOR.

## RAM CHASSIS CABS AND PICKUPS: COMFORT, CONVENIENCE, CONTROL.



We think every worker deserves the respect of an internal performance review. The Ram pickups and Chassis Cabs ably illustrate that a dedicated on-the-job partner can contribute to top-tier performance and bottom-line functionality through comfort and convenience.

The facts speak for themselves—and quite eloquently. Every model and trim level in the portfolio provides exceptional amenities, storage and comfort.

In Ram pickups, the convenient under-the-seat storage built into Ram Quad Cab® and Crew Cab models provides ideal places to stash tools and valuables. Available fold-flat load floor capability in Ram Quad Cab and Crew Cab also stands out; it's completely flat, with no angled break like other trucks. On Ram Crew Cab pickups, the in-floor storage bins go beyond safely securing documents or valuables; drainable and removable, they're perfect for keeping food and beverages chilled. Finally, the fold-forward rear seating of Mega Cab® also translates into instant cargo-carrying capability.

**AVAILABLE SIRIUSXM SATELLITE RADIO,<sup>18</sup> WITH A ONE-YEAR TRIAL SUBSCRIPTION**



Ram Big Horn® interior: premium cloth-trimmed seating for six



Ram Crew Cab pickups: available in-floor storage bins and under-the-seat storage space

Properly secure all cargo.



Ram Quad Cab and Crew Cab: available fold-flat cargo load floor



## RAM PROMASTER CITY® CARGO VAN AND WAGON: A WORKING EXAMPLE OF COMFORT.



The more we design, the more we improve. And the more we improve, the more comfortable you become. The interiors of Ram ProMaster® and, shown below, Ram ProMaster City models, make the point by supplying outstanding functionality that combines with exceptional occupant comfort.

Our interior designers took some important extra steps with these models, creating seating and surrounds intended for decades of use. Seats are

designed for day-in comfort and year-long durability, and these long-wearing and easy-to-clean fabrics even offer a step up—into available premium cloth bucket seats with driver-side lumbar supports and height adjusters.

More and more, the crowning touches to virtually all Ram interiors are the beyond-state-of-the-art telematics and communications. Media centers on select Ram models in the portfolio feature available SiriusXM® Satellite Radio,<sup>18</sup> WiFi<sup>29</sup> and Internet connectivity; touchscreens, if so equipped, are full-color and customizable.

### AVAILABLE SIRIUSXM SATELLITE RADIO,<sup>18</sup> WITH A ONE-YEAR TRIAL SUBSCRIPTION



Ram ProMaster City: front seats and instrumentation



Ram ProMaster City: multi-use glove box and storage




Ram ProMaster City: convenient standard overhead bin

Properly secure all cargo.



# A POWERTRAIN FOR EVERY JOB.

## RAM GAS ENGINES

	2.4L Tigershark® I-4	3.6L Pentastar® V6	5.7L HEMI® V8	6.4L HEMI V8		
1500 Pickup	_____	Standard 305 HP 269 LB-FT TorqueFlite® 8HP45 8-Speed Auto	Available 395 HP 410 LB-FT TorqueFlite 8HP70 8-Speed Auto	_____		
2500 Pickup	_____	_____	Standard 383 HP 400 LB-FT 66RFE 6-Speed Auto	Available 410 HP 429 LB-FT 66RFE 6-Speed Auto		
3500 Pickup	_____	_____	Standard 383 HP 400 LB-FT 66RFE 6-Speed Auto	Available 410 HP 429 LB-FT 66RFE 6-Speed Auto	Available, Mega Cab® Only 370 HP 429 LB-FT 66RFE 6-Speed Auto	
3500 Chassis Cab	_____	_____	_____	Standard, SRW 410 HP 429 LB-FT 66RFE 6-Speed Auto	Standard, DRW 370 HP 429 LB-FT 66RFE 6-Speed Auto	Available, SRW/DRW 370 HP 429 LB-FT AISIN® AS66RC 6-Speed Auto
4500 Chassis Cab	_____	_____	_____	Standard 366 HP 429 LB-FT AISIN AS66RC 6-Speed Auto		
5500 Chassis Cab	_____	_____	_____	Standard 366 HP 429 LB-FT AISIN AS66RC 6-Speed Auto		
Ram ProMaster City®	Standard 178 HP 174 LB-FT 9-Speed Auto	_____	_____	_____		
Ram ProMaster®	_____	Standard 280 HP 260 LB-FT 62TE 6-Speed Auto	_____	_____		

■ Standard configuration

### 2.4L TIGERSHARK MULTI-AIR® 2 I-4

#### EFFICIENT POWER WITH A CLASS-EXCLUSIVE® 9-SPEED AUTOMATIC.

Meet the singular and powerful four-cylinder gas powerplant in our arsenal of engines—and the ideal powerhouse for Ram ProMaster City Tradesman® Cargo Van and Passenger Wagon models.

The MultiAir2 technology—long proven in the field—features multiple engineering enhancements for combustion control, improved fuel efficiency and reduced exhaust emissions, all culminating in best-in-class® horsepower and torque on Ram ProMaster City. Details on its partner—the 9-speed automatic—are on the following page.

### 3.6L PENTASTAR V6


#### INDUSTRIAL-GRADE POWER ACROSS THE BOARD.

This efficient and powerful V6 powerplant has been honored with universal acclaim and multiple awards. Count on commercial-grade reliability, top-tier performance and welcome six-cylinder efficiency.

Powering two of our flagship commercial vehicles, the 3.6L Pentastar V6 is mated with the ideal transmission for each vehicle application. Specific calibrations exclusive to the vehicle are designed to ensure the best in performance and fuel efficiency.

### 5.7L HEMI V8


#### LEGENDARY MUSCLE ACQUIRES INDUSTRIAL STRENGTH.

 The 5.7L HEMI V8 with Variable Valve Timing (VVT) is an offshoot of one of the major steps in transportation. (Former HEMI engine applications have ranged from prototype aircraft to muscle cars; this is truly an engine with a respectable heritage.) Today, the available 5.7-liter HEMI V8 with Multi-Displacement System (MDS) in a Ram 1500 pickup delivers capable and fuel-efficient performance.

Standard powertrain partners to the 5.7L HEMI V8 are the 8HP70 8-speed automatic for Ram 1500 and the 66RFE 6-speed automatic for Ram 2500/3500 HD SRW. All of our commercial-grade transmissions are detailed on the following pages.

### 6.4L HEMI V8



#### AWESOME POWER—AND MAJOR PTO SUPPORT FOR CHASSIS CABS.

 Standard on Ram Chassis Cabs and available for Heavy Duty pickups, the performance attributes of the large-displacement HEMI V8 include the invaluable Fuel Saver Technology. These stats earn their keep: the 6.4L HEMI V8 delivers up to 410 horsepower and 429 lb-ft of on-demand torque. PTO? The available Power Take-Off capability on a Ram 4500/5500 Chassis Cab with the 6.4L HEMI V8 is rated at 60 horsepower and 250 lb-ft of torque. Opt for the AISIN Heavy-Duty 6-speed automatic, and select either right- or left-side PTO accessibility.




# A POWERTRAIN FOR EVERY JOB.

## RAM DIESEL ENGINES

	3.0L EcoDiesel V6	6.7L Cummins® Turbo Diesel I-6		6.7L Cummins High Output Turbo Diesel I-6
1500 Pickup	Available 240 HP 420 LB-FT TorqueFlite® 8HP70 8-Speed Auto	_____		_____
2500 Pickup	_____	Available 350 HP 660 LB-FT G56 6-Speed Manual	Available 370 HP 800 LB-FT 68RFE 6-Speed Auto	_____
3500 Pickup	_____	Available 350 HP 660 LB-FT G56 6-Speed Manual	Available 370 HP 800 LB-FT 68RFE 6-Speed Auto	Available 385 HP Best-in-class <sup>3</sup> 930 LB-FT AISIN® AS69RC 6-Speed Auto 
3500 Chassis Cab	_____	Available 320 HP 650 LB-FT G56 6-Speed Manual		Available 325 HP 750 LB-FT AISIN AS69RC 6-Speed Auto
4500 Chassis Cab	_____	Available 320 HP 650 LB-FT G56 6-Speed Manual		Available 325 HP 750 LB-FT AISIN AS69RC 6-Speed Auto
5500 Chassis Cab	_____	Available 320 HP 650 LB-FT G56 6-Speed Manual		Available 325 HP 750 LB-FT AISIN AS69RC 6-Speed Auto

### 3.0L ECODIESEL V6


#### GROUNDBREAKING DESIGN, STUNNING PERFORMANCE.

 The available 3.0L EcoDiesel V6 gives Ram 1500 exceptional advantages in the light-duty pickup market and the remarkable 420 lb-ft of torque translates into outstanding takeoff from a stop.

This small-displacement high-performing turbo diesel is mated to the TorqueFlite 8-speed automatic. Count on fuel-efficient performance, B20 (biodiesel) capability, 10K oil change intervals and a top-notch (and low-maintenance) Diesel Exhaust Fluid (DEF) system.

### 6.7L CUMMINS TURBO DIESEL

#### MULTIPLE ITERATIONS, INCREDIBLE TORQUE, PROVEN LONGEVITY.

 Few engines carry the industrial clout of the 6.7L Cummins Turbo Diesel. In the Ram Commercial portfolio, five specialized calibrations culminate in the available High Output version, with its best-in-class<sup>3</sup> 930 lb-ft of torque for 3500 pickups. The many Cummins iterations are available for Ram Heavy Duty pickups and Chassis Cab models.

It gets better: the 6.7L Cummins High Output Turbo Diesel is mated to the formidable AISIN Heavy-Duty 6-speed automatic transmission. Put this available powertrain in a 2018 Ram 3500 Heavy Duty pickup, and you've got tow ratings that reach up to 31,210 lb.\*

Opting for the Cummins in your Ram of choice offers a myriad of assets: available dual alternators (in-tandem 220-amp units for a max 440 amps on Heavy Duty pickups and Chassis Cabs); an invaluable "auto idle-up" feature to automatically adjust when greater electrical power is needed; and "smart" diesel exhaust brake on all calibrations. When applied to the upfitter-friendly Ram Chassis Cabs with their specialized transmissions, Ram and Cummins benchmark PTO access and capability. The point that drives it home is proven durability. A Cummins in a Ram Heavy Duty adds up to quality the others can only envy: more than two million trucks in total have featured this work-ready combination.

\*When properly equipped.



# ACTIVE ROLES FROM SILENT PARTNERS.

## RAM PROMASTER CITY® CARGO VAN AND WAGON THE CLASS-EXCLUSIVE<sup>6</sup> 9-SPEED AUTOMATIC TRANSMISSION

**ADVANCEMENTS IN DRIVETRAIN TECHNOLOGY.** This package is technical excellence at work: the 2.4L Tigershark® I-4 with MultiAir®2 is mated to the class-exclusive<sup>6</sup> 9-speed automatic; think power with enviable economy.

### » MODERN ENGINE DYNAMICS MEET HIGH-TECH TRANSMISSION ENGINEERING.

*The combination has real-world and bottom-line advantages: outstanding acceleration, performance and capability—with stellar fuel efficiency.*

## RAM 2500/3500 PICKUPS, 3500 CC (GAS); RAM PROMASTER® CARGO VAN THE 6-SPEED AUTOMATIC TRANSMISSIONS (66RFE/62TE)

**BUILT-IN VERSATILITY AND CAPABILITY.** Smart engineering allows us to adapt this component to specific applications. Ideal to the Heavy Duty weight class is the 66RFE, while the Ram ProMaster models use the 62TE transmission. All iterations include Electronic Range Select and multiple clutch packs. The 66RFE also features a dual-stage hydraulic pump with electronic control over three planetary gearsets to provide ideal wide ratio spreads for optimum performance.

**» DRIVER-ADAPTIVE SOFTWARE.** By reprogramming the software, we improved overall control and efficiency. ERS—Electronic Range Select—allows the driver to manually select the gear best suited for the task at hand. The engineering shows its true mettle when mated to the 5.7L and 6.4L HEMI® V8 engines.

**» STANDARD TOW/HAUL MODE.** Transmissions are designed and constructed for stout towing and robust hauling assignments, with standard Tow/Haul Mode to facilitate tough jobs and help improve performance and fuel efficiency.

## RAM 1500 PICKUP THE TORQUEFLITE® 8-SPEED AUTOMATIC TRANSMISSIONS (8HP45/8HP70)



**AUTOMATIC PARTNER FOR RAM 1500.** The objective was manifold: provide outstanding drivability and impeccable performance from highway cruising to heavy hauling while making a very real contribution to the impressive Ram 1500 fuel efficiency. Revolutionizing the transmission field, the TorqueFlite 8-speed with standard Tow/Haul Mode in Ram 1500 is standard with all engines.

**WORK WITH ROTARY PRECISION.** Electronically controlled. Ergonomic design. Dashboard-mounted. *The innovative Rotary Shifter for the TorqueFlite 8-speed automatic offers convenient, responsive shifting for all situations.*



## RAM 2500/3500 HD PICKUPS AND 3500/4500/5500 CHASSIS CABS THE 6-SPEED MANUAL TRANSMISSION (G56)



**MATED ONLY TO THE 6.7L CUMMINS® TURBO DIESEL,** this is the transmission for Ram Heavy Duty pickups and Chassis Cabs equipped with the 660 (on pickups)/650 (on Chassis Cabs) lb-ft versions.

On Ram Chassis Cab models, the robust G56 6-speed delivers optional PTO capability. This class-exclusive<sup>3,8,12</sup> manual transmission is invaluable when you're looking for the ultimate combination of vehicle control and efficiency.

**» THIS PTO TOTALLY SIDES WITH BUSINESS.** The G56 6-speed manual offers available and robust PTO access for Chassis Cabs, significantly boosting Ram Chassis Cab capability.

**» SELF-ADJUSTING AND WEAR-COMPENSATING CLUTCH.** Count on long life and "like-new" clutch pedal feel, enhancing drivability and helping reduce the costs and hassles of downtime.

## RAM 2500/3500 HD PICKUPS (DIESEL) DURABILITY DEFINED: THE 6-SPEED AUTOMATIC TRANSMISSION (68RFE)

**MATED TO THE AVAILABLE 370/800 6.7L CUMMINS TURBO DIESEL.** Heavy Duty 2500/3500 models with the 370 hp/800 lb-ft of torque calibration of the Cummins employ the 68RFE, an established partner built to handle the output. Standard Electronic Range Select (ERS) ensures optimal and quiet shifting of gears for ideal load control while towing and hauling; three planetary gearsets provide capability with precise ratio steps for optimum drivability.

**» FIVE HYDRAULIC ACCUMULATORS** help smooth the shift points, delivering seamless transitions irrespective of speed or load.

**» DRIVER-ADAPTIVE SHIFTING** is a virtual electronic brain at work, and further customizes the shift points; the software bases the gear transitions on driver input.

**» ELECTRONIC RANGE SELECT** allows manual control for greater confidence.



# BEST-IN-CLASS<sup>3</sup> 930 LB-FT DIESEL TORQUE ON 3500 HD LETS YOU SCOFF AT HARD LABOR.




## THE AISIN<sup>®</sup> HEAVY-DUTY 6-SPEED AUTOMATIC FOR RAM CHASSIS CAB<sup>8,12</sup> AND RAM 3500 PICKUP

The AISIN Heavy-Duty 6-speed automatic mated to the 6.4L HEMI<sup>®</sup> V8 is the AS66RC version, delivering exceptional capability. This AISIN version is standard on Ram 4500/5500 models and is available for Ram 3500 Chassis Cabs.

The AISIN AS69RC version delivers nothing less than stellar capability: combine that calibration with the available 6.7L Cummins<sup>®</sup> High Output in a Ram 3500 pickup, and you've got the highest torque available—it's a best-in-class<sup>3</sup> 930 lb-ft.

Firmly established in the industrial world is the heavy-duty AISIN that continues to earn accolades—the tough AS69RC calibration. It's engineered to deliver absolute peak performance with the available Cummins High Output versions. (Available for Ram 3500 pickup and 3500/4500/5500 Chassis Cabs.)

Look for exceptionally robust inner components and casings—like this high-strength case that improves durability and reduces noise, vibration and harshness (NVH).



Shift strategy is through the Transmission Control Module (TCM), which relies on numerous direct and indirect inputs (via sensors) to determine driver demand and vehicle operating conditions. Performance is remarkably potent and notably quiet.

The compact gear train utilizes three clutches, two brakes and a refined shift control algorithm. AISIN clutches are specifically engineered to meet commercial truck applications.

The Shift Control System is dynamically responsive and enables continuous operation in the most fuel-efficient speed range.

A patented and highly specialized heat treatment is used to develop ultra-high-strength planetary gear components—part of the reason for its long life and solid reliability.

## STRENGTH WITH INTELLIGENT PTO: THE AISIN SURPASSES EXPECTATIONS WITH FLYING COLORS.

**THE FORMIDABLE 6.4-LITER HEMI V8 AND CUMMINS TURBO DIESEL** engines deserve a partner that can handle their respective levels of horsepower, torque and various vehicle weight ratings. The available AISIN Heavy-Duty 6-speed automatic is calibrated for ideal performance with each of these commercial-grade powerplants.

Notable strengths of all AISIN 6-speed transmissions show the commitment and thought put into these impressive components. Among the industrial-grade assets are: full electronic control of shifting, including electronic operation of the torque converter clutch; tough clutches, upgraded for commercial truck applications; a highly sophisticated Transmission Control Module (TCM), which even communicates with the engine controller to momentarily turn off the exhaust brake (on Cummins powered models) while shifting to protect the friction material; and a vigorous Tow/Haul Mode that delivers an aggressive downshift schedule to meet industrial-level hauling demands.

This engineering is focused on durability and efficient operation. Included are six forward ranges (including two overdrive gears for ultra-efficient performance), wide overall gear ratios, a refined Shift Control System and low 1st-gear ratio of 3.75:1. In both iterations, the AISIN AS66RC and the AS69RC deliver superb performance with outstanding vehicle launch ability—an absolute mandate for long-term towing assignments.

### » RAM CHASSIS CAB: COUNT ON A GAS-POWERED V8 WITH AVAILABLE PTO.

Select 2018 Ram Chassis Cabs equipped with the 6.4-liter HEMI V8 deliver it all. The available PTO capability from this powertrain carries true authority, delivering up to 60 horsepower and 250 lb-ft of torque.














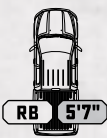
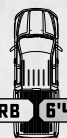







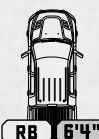

» **DUAL-ACCESS PTO DOUBLES YOUR EFFICIENCY.** Choose your side—and your engine—and get the job done with fluent proficiency. AISIN dual-access PTO capability with the 6.4L HEMI V8 and Cummins Turbo Diesel is the solution. On Chassis Cab models, left-side access is reserved for hydraulic or higher-output/shaft-driven Power Take-Off. This engineering focuses on cost-effective operations that help reduce costs of ownership, dispensing with the common floor-mounted patch plate; the design eliminates the need for (and expense of) upfitters working around the exhaust system on diesel-powered models.

» **EXCLUSIVE PTO CAPABILITY WITH BUILT-IN FUEL EFFICIENCY.** The AISIN design is intelligent, with technology that adapts to the 6.4-liter HEMI V8 Multi-Displacement System (MDS)/Fuel Saver Technology. While in stationary mode, the PTO with the AISIN AS66RC is modified to operate using only four cylinders rather than all eight; the efficiency is measurable.





» **MASSIVE TORQUE CONVERTER.** The torque converter of the AISIN AS69RC Heavy-Duty 6-speed is sized for the task, measuring over 12 inches in diameter, with a multiple disk friction pack to help improve slip control and shift quality.













# CONFIGURATIONS

	1500 PICKUPS		2500 AND 3500 PICKUPS		3500, 4500 AND 5500 CHASSIS CABS				
	SRW		SRW	DRW	SRW	DRW			
 <b>REGULAR CAB</b>	 RB 6'4"	 8'	 8'	 8'	 60"	 60"	 84"	 108"	 120"
			2500, 3500	3500	3500	3500, 4500, 5500	3500, 4500, 5500	4500, 5500	4500, 5500
 <b>QUAD CAB®</b>	 RB 6'4"								
 <b>CREW CAB</b>	 RB 5'7"	 RB 6'4"	 RB 6'4"	 8'	 8'	 60"	 60"	 84"	
			2500, 3500	2500, 3500	3500	3500	3500, 4500, 5500	4500, 5500	
 <b>MEGA CAB®</b>			 RB 6'4"	 6'4"					
			2500, 3500	3500					

**000** CARGO BED LENGTH  
**000** CAB-TO-AXLE LENGTH (CA)  
**RB** RAMBOX® SYSTEM AVAILABLE  
 SRW = SINGLE REAR WHEEL  
 DRW = DUAL REAR WHEEL

RAM PROMASTER CITY®	
 <b>TRADESMAN® CARGO VAN</b>	 122.4 87.2
 <b>PASSENGER WAGON</b>	 122.4 69.2
<p><b>000</b> WHEELBASE LENGTH IN INCHES  <b>000</b> LOAD FLOOR LENGTH IN INCHES</p>	

	RAM PROMASTER® 1500	RAM PROMASTER 2500	RAM PROMASTER 3500
 <b>CARGO VAN (STANDARD ROOF)</b>	 118 105.1 195.4	 136 122.8 213.1	<p><b>000</b> WHEELBASE LENGTH IN INCHES  <b>EXT</b> BODY/CHASSIS EXTENDED 14 INCHES  <b>000</b> LOAD FLOOR LENGTH IN INCHES  <b>000</b> CAB-TO-AXLE LENGTH IN INCHES  <b>000</b> OVERALL BODY LENGTH IN INCHES</p>
 <b>CARGO VAN (HIGH ROOF)</b>		 136 122.8 213.1	 159 145.9 236.1
 <b>CHASSIS CAB/ CUTAWAY (STANDARD ROOF ONLY)</b>			<p> 136 81.1 207.0</p> <p> 159 104.1 230.0</p> <p> 159 EXT 104.1 244.4</p>



## BUSINESS LINK

The fast lane for small business.

### THE DEALER NETWORK FOR YOUR BUSINESS.

Your **BusinessLink** dealer is committed to providing you, the small business owner, with the vehicle support you need for your business, from servicing all makes and models of your existing vehicles to selling you the right vehicles needed to perform the work that you do. Your **BusinessLink** dealer provides priority service because we know downtime is costing you money. Your **BusinessLink** dealer has sales

professionals trained to properly "job-rate" the right vehicle for your work application along with providing commercial finance options. New vehicle sales to qualified small business owners also receive a free alternate transportation contract, in the event your vehicle is in for service.

Membership in the **BusinessLink** program is free. Membership helps us to identify you as a small business owner so we can provide you with both the service you deserve and update you with offers that can help reduce the cost of doing business. Ask your **BusinessLink** dealer to register today.

**BusinessLink** has you covered.

- ▶ Full Range of FCA Commercial Vehicles
- ▶ Free Membership
- ▶ Priority Service
- ▶ Extended Service Hours
- ▶ Dedicated Staff of Commercial Vehicle Experts
- ▶ Free Alternate Transportation
- ▶ Generous Incentives
- ▶ Expertise in Commercial Financing Options
- ▶ 24/7 Towing Service Available

For more information, log on to [FCAUSFLEET.COM](http://FCAUSFLEET.COM) or call us toll-free at **877-2THELINK (877-284-3546)**.

## ON THE JOB

### INCENTIVES FOR SMALL BUSINESSES.

Running a business presents plenty of challenges. Like cutting costs, not corners. Like saving time and money and eliminating hassles. The **ON THE JOB**<sup>34</sup> commercial incentive program provides assistance in customizing and servicing your business vehicles.

**ON THE JOB**<sup>34</sup> allowances make your business more profitable!

- ▶ **NO-EXTRA-CHARGE.** 2-Year Gas/4-Year Diesel Lube-Oil-Filter Allowance
- ▶ **UP TO \$1,000.** Commercial Graphics Program Allowances
- ▶ **UP TO \$1,000.** Commercial Equipment/Uplift Allowances
- ▶ **\$300 - \$1,000.** Allowance on Select Mopar® Service Contracts

See your dealer for specific program rules and details, log on to [FCAUSFLEET.COM](http://FCAUSFLEET.COM) or call us toll-free at **877-ONTHEJOB (877-668-4356)**.

A commercial line of credit from Chrysler Capital is ideal for qualified business customers looking for a flexible, easy way to manage growing vehicle needs. Chrysler Capital streamlines the process—and, with prequalification, you're ready to buy a vehicle when you need it. Ask your **BusinessLink** dealer for details.

**CHRYSLER**  
CAPITAL

1 Based on the average of V10 vs New Registrations for each model year within the FCA-defined HD pickup segment using IHS Markit data as of July 1, 2017 for model years 1988 to 2017. 2 Based on best-in-class cargo capacity, best-in-class payload and best-in-class fuel efficiency. 3 Based on latest available competitive information. Class based on 250/2500 and 350/3500 pickups. 4 Based on latest available competitive information. Class is based on Large Commercial Van segment (Class 2). 5 Based on latest available competitive information. Class is Small Commercial Van segment. Estimated 28 hwy mpg, 2.4L automatic 9-speed transmission. Actual results may vary. 6 Based on latest available competitive information. Class is Small Commercial Van segment. 7 Based on latest available competitive information. Class based on light-duty pickups. 8 Based on Class 3 - 5 pickup-based conventional cab chassis. 9 No system, no matter how sophisticated, can repeal the laws of physics or overcome careless driving actions. Performance is limited by available traction, which snow, ice and other conditions can affect. When the ESC warning lamp flashes, the driver needs to use less throttle and adapt speed and driving behavior to prevailing road conditions. Always drive carefully, consistent with conditions. Always wear your seat belt. 10 Based on Class 3 pickup-based conventional cab chassis. 11 Based on Class 4 pickup-based conventional cab chassis. 12 Based on Class 4 - 5 pickup-based conventional cab chassis. 13 Always look before proceeding, electronic drive aid is not a substitute for conscientious driving; always be aware of your surroundings. 14 Based on Class 5 pickup-based conventional cab chassis. 15 Based on latest available competitive information. Class based on all full-size pickups. 16 Based on latest available competitive information. Class based on 250/2500 pickups. 17 The Advanced Front Air Bags in this vehicle are certified to the new U.S. Federal regulations for Advanced Air Bags. Children 12 years old and younger should always ride buckled up in a rear seat. Infants in rear-facing child restraints should never ride in the front seat of a vehicle with a passenger front air bag. All occupants should always wear their lap and shoulder belts properly. 18 SiriusXM audio and data services each require a subscription sold separately or as a package by SiriusXM Radio Inc. Your SiriusXM service will automatically stop at the end of your trial unless you decide to subscribe. If you decide to continue service after your trial, the subscription plan you choose will automatically renew thereafter and you will be charged according to your chosen payment method at then-current rates. Fees and taxes apply. To cancel, you must call SiriusXM at 1-866-635-2349. See SiriusXM Customer Agreement for complete terms at [www.siriusxm.com](http://www.siriusxm.com). All fees and programming subject to change. Not all vehicles or devices are capable of receiving all services offered by SiriusXM. Current information and features may not be available in all locations or on all receivers. 19 SiriusXM audio and data services each require a subscription after the trial included with the new vehicle purchase, sold separately or as a package, by SiriusXM Radio Inc. If you decide to continue service after your trial, the subscription plan you choose will automatically renew thereafter and you will be charged according to your chosen payment method at then-current rates. Fees and taxes apply. To cancel, you must call SiriusXM at 1-866-635-2349. See SiriusXM Customer Agreement for complete terms at [www.siriusxm.com](http://www.siriusxm.com). All fees and programming subject to change. 20 Requires a mobile phone equipped with the Bluetooth Hands-Free Profile. Visit [UconnectPhone.com](http://UconnectPhone.com) for system and device compatibility. 21 Apple CarPlay requires a compatible mobile device connected via USB cable to the Uconnect system. To use Android Auto on your car's in-dash display, you'll need an Android Auto compatible vehicle or aftermarket stereo, an Android phone running 5.0 (Lollipop) or higher and the Android Auto app. Data plan rates may apply. Visit [UconnectPhone.com](http://UconnectPhone.com) for system and device compatibility. 22 Siri Eyes Free requires an iPhone equipped with Siri. Certain features not available while the vehicle is in motion. iPhone must be within active cellular range. Customer's existing iPhone data rates apply to Internet-supported features. 23 Voice Text Reply and Voice Texting features require a compatible mobile device enabled with Bluetooth Message Access Profile (MAP). iPhone and some other smartphones do not currently support Bluetooth MAP. Visit [UconnectPhone.com](http://UconnectPhone.com) for system and device compatibility. Ensure MAP is ON and incoming message notification is enabled. Vehicle must be registered for Uconnect Access and you must fulfill minimum subscription requirements. Also requires the use of a compatible smartphone that supports text messaging and Bluetooth. Check [UconnectPhone.com](http://UconnectPhone.com) for device compatibility. 24 All SiriusXM Guardian-equipped vehicles come with a 12-month complimentary trial effective on the date of purchase or lease of a new vehicle. Enrollment in the trial is required to receive service. Upon expiration of the trial period, purchase of a subscription is required to continue SiriusXM Guardian. SiriusXM Guardian is available only on equipped vehicles purchased within the United States, Puerto Rico and Canada. Services can only be used where cellular coverage is available. See Uconnect and SiriusXM Guardian Terms of Service for complete service limitations. 25 Vehicle must be within the United States, have network coverage and must be registered with Uconnect Access with an active subscription that includes the applicable feature and you must fulfill minimum subscription requirements. It must also be equipped with features that enable remote commands, such as keyless entry, and must be in active and usable cellular range. The Uconnect Access App must be installed and launched on your mobile device to use these remote commands. Remote features are available only on vehicles that are properly equipped. Check state and local laws regarding the use of remote start systems. 26 Send & Go requires a vehicle equipped with a Uconnect 8.4 Navigation unit. To use Send & Go, you must have the SiriusXM Guardian mobile app installed on a compatible smartphone and have an active subscription to SiriusXM Guardian. 28 In the event of a medical or other emergency, press the SOS button to be connected to a Customer Care agent who can direct emergency assistance to your vehicle's location. 29 WiFi subscription required. Vehicle must be properly equipped and in active and usable cellular range for WiFi usage. WiFi Hotspot does not enable direct communication between multiple in-vehicle devices. Factors affecting the performance of WiFi Hotspot include: cellular network, signal strength and quality, time of day, number of channels used by the service provider, type of connection, number of clients using WiFi Hotspot and client device. This feature is not intended for use by the driver while the vehicle is in motion. Always drive safely. 30 Uconnect Access Via Mobile uses your smartphone's existing data plan to access information online. To use Via Mobile, you must have a compatible smartphone (with the Uconnect Access app installed and launched, visit [UconnectPhone.com](http://UconnectPhone.com) for compatibility) and you must fulfill all Uconnect Access registration and subscription requirements. Some applications must be configured on Mopar Owner Connect and may require an account. Via Mobile is included for five years and begins the day you take delivery of your vehicle. Register as soon as possible. Must be within the 48 contiguous United States, plus Alaska, and within active and usable cellular range. 31 Based on latest available competitive information. Class is Small Commercial Van segment. EPA estimated 28 hwy and 16-gallon fuel tank, 2.4L automatic 9-speed transmission. Actual mileage may vary. 32 Transferable. See dealer for complete details and a copy of the 5-Year/60,000-Mile Gas Powertrain Limited Warranty. 33 Transferable. See dealer for complete details and a copy of the 5-Year/100,000-Mile Diesel Powertrain Limited Warranty. 34 ON THE JOB is a retail incentive program; see your dealer for official rules. Inquire about eligibility by calling 877-ONTHEJOB or by logging on to [fcausfleet.com](http://fcausfleet.com). The purchaser or lessee must be a qualified commercial customer for more than 30 days prior to the date of the vehicle purchase. An official ON THE JOB Customer Acknowledgment Form must be signed by the customer (provided by the dealer).

©2017 FCA US LLC. All Rights Reserved. Ram, Mopar, the Ram's Head logo, Active Air, AllSecure, Automobility Program, Big Horn, BusinessLink & design, HEMI, Laramie, Laramie Longhorn, Mega Cab, Mopar Owner Connect, ParkSense, ParkView, Pentastar, Power Wagon, Quad Cab, RamBox, Ram ProMaster, Ram ProMaster City, Tigershark, TorqueFlite, Tradesman and Uconnect are registered trademarks, and Active-Level, On The Job & design and Send & Go are trademarks of FCA US LLC. Chrysler Capital is a registered trademark of FCA US LLC and licensed to Santander Consumer USA Inc. MultiAir is a registered trademark of C.R.F. Società Consortile per Azioni, used under license by FCA US LLC.

Apple CarPlay is a trademark, and iPhone and Siri are registered trademarks of Apple Inc. Google, Android, Android Auto, YouTube logo, and other marks are trademarks of Google Inc. Sirius XM Connected Vehicles Services Inc. Sirius, XM, SiriusXM and SiriusXM Guardian and all related marks and logos are registered trademarks of Sirius XM Radio Inc. Bosch is a registered trademark of Robert Bosch GmbH. Cummins is a registered trademark of Cummins, Inc. AISIN is a registered trademark of Aisin Seiki Co., Ltd. CNH, Case IH and New Holland are registered trademarks of CNH America LLC. Katerack is a registered trademark of Dejana Truck & Utility Equipment Co. All rights reserved. Brembo is a registered trademark of Brembo S.p.A. Facebook and logo are registered trademarks of Facebook, Inc. Instagram and logo are registered trademarks of Instagram, Inc. The Twitter logo is a service mark of Twitter, Inc. Knapheide is a registered trademark of Knapheide Manufacturing Company. Bluetooth is a registered trademark of Bluetooth SIG, Inc.

**About this catalog:** since the time of printing, some of the information you'll find in this catalog may have been updated. Ask your dealer for details. Some of the equipment shown or described throughout this catalog may be available at extra cost. Specifications, descriptions, illustrative materials and all competitive comparisons contained herein are as accurate as known at the time this publication was approved for printing. FCA US LLC reserves the right to discontinue models at any time or change specifications without notice or without incurring obligation. Options may be required in combination with other options. For the price of the model with the equipment you desire, or verification of specifications contained here, see your Ram dealer.

## YOUR GO-TO ONLINE SOURCE FOR RAM GEAR: RAMTRUCKS.COM/OUTFITTER



**RAM OUTFITTER**

[RAMTRUCKS.COM/OUTFITTER](http://RAMTRUCKS.COM/OUTFITTER)



Join our community on Facebook, submit your photos on Instagram, follow us on Twitter and check us out on YouTube.



**RAM ZONE**

Join fellow Ram enthusiasts and tell your story by posting comments, participating in discussions and sharing your photos and videos.





[RAMTRUCKS.COM/COMMERCIAL](https://ramtrucks.com/commercial)