

**This digital brochure  
is available exclusively from**

DISCOVER  
**YOUR FORD**  
LIVESTREAM

Be sure to join DYF for  
new livestreams every month  
to learn all about the  
Ford F-150 Lightning™ pickup!

Click to view the schedule  
or watch the show:

[livestream.ford.com/f150-lightning](https://livestream.ford.com/f150-lightning)

**SHARE THIS**  
with friends

[Click here to share now](#)

**F-150  
LIGHTNING™**

2022





INTRODUCING THE ONLY  
ALL-ELECTRIC TRUCK  
THAT'S A FORD F-150.

THE ALL-NEW 2022  
**F-150 LIGHTNING.**

Available at EV-certified Ford Dealers. Due to high demand, the current model year is no longer available for retail order. Contact your dealer for more information. Vehicle imagery throughout this brochure may be computer-generated and may include available and aftermarket equipment, and available Ford Accessories. **Important information regarding availability.** You may have heard the auto industry is experiencing a combination of high demand and global supply-chain constraints. This means our ability to build new vehicles with some features may not be available. We're doing everything we can to innovate our way through this and meet the demand for new Ford vehicles. We will continue to provide updates as we have them or you can contact your Ford Dealer for additional assistance.



# THE FASTEST ACCELERATING F-150 YET!

That's right. The all-electric Ford F-150 Lightning™ strikes like no other F-150® truck before it. With the available extended-range battery, it's targeted to be the fastest accelerating F-150 yet: 0-60 mph in the mid-4-second range.<sup>1</sup> It's also targeted to produce **THE MOST TORQUE IN AN F-150 EVER:** 775 lb.-ft.<sup>2,3</sup> Thanks in part to dual eMotors and aerodynamic styling, F-150 Lightning trucks reach peak acceleration in just 0.6 seconds. That's push-you-back-in-your-seat, put-a-smile-on-your-face fast. Add in a fully independent suspension for agile handling. And you've got **PURE, UNFILTERED EXHILARATION.**



## SPORT DRIVE MODE

Adjusts throttle response and more for an extra-thrilling ride

1. Targeted performance reflects current status based on analytical projections consistent with US Automotive publication processes. Final performance times will be available in the 2022 CY. 2. Based on manufacturer testing using computer engineering simulations. Calculated via peak performance of the electric motor(s) at peak battery power. Your results may vary. 3. Horsepower, torque and EPA-estimated range are independent attributes and may not be achieved simultaneously. 4. Based on full charge. Actual range varies with conditions such as external environment, vehicle use, vehicle maintenance, lithium-ion battery age and state of health. 5. Excludes Platinum® models.

## EXTENDED-RANGE BATTERY

**0-60** MPH Targeted in Mid-4-Sec. Range<sup>1</sup>

**563** Targeted Horsepower<sup>2,3</sup>

**775** Targeted Lb.-Ft. of Torque<sup>2,3</sup>

**320** Miles EPA-Estimated Range<sup>3,4,5</sup>

## STANDARD-RANGE BATTERY

**0.6** Sec. to Peak Acceleration

**426** Targeted Horsepower<sup>2,3</sup>

**775** Targeted Lb.-Ft. of Torque<sup>2,3</sup>

**230** Miles EPA-Estimated Range<sup>3,4</sup>







# THE MOST CONNECTED F-150 EVER.

As it learns your habits, available SYNC® 4A with Enhanced Voice Recognition¹ **PERSONALIZES YOUR EXPERIENCE** with the content on its vibrant 15.5" touchscreen. Weekdays, the Connected Built-In Navigation² with 3 years of service might prompt directions to the gym. Saturday mornings? Your favorite hiking spot.

**CLOUD-CONNECTED**, available SYNC 4A also offers a **CONVERSATIONAL STYLE** of interaction and more – like navigating with real-time weather, parking, and electric vehicle charging information along your route.² **GET ANSWERS TO YOUR TRUCK QUESTIONS**, access your apps and more, just by speaking conversationally to the Ford Assistant. When in Park, you can use the Digital Owner's Manual on the large touchscreen to learn about vehicle features and even **WATCH QUICK HOW-TO VIDEOS**. SYNC 4 and available SYNC 4A both offer you wireless Apple CarPlay® and Android Auto™ compatibility as well.³

As technology evolves, so does your F-150 Lightning truck. **FORD POWER-UP SOFTWARE UPDATES** help enhance features, experiences, capability, quality and convenience over time. Many of these secure wireless updates will be **DELIVERED DIRECTLY TO YOUR VEHICLE** via FordPass™ Connect.⁴

1. Don't drive while distracted or while using handheld devices. Use voice-operated systems when possible. Some features may be locked out while the vehicle is in gear. Not all features are compatible with all phones. 2. Navigation services require SYNC 4 and FordPass Connect, complimentary Connected Service and the FordPass App (see FordPass Terms for details). Eligible vehicles receive a complimentary 3-year trial of navigation services that begins on the new vehicle warranty start date. Customers must unlock the navigation service trial by activating the eligible vehicle with a FordPass member account. After the complimentary trial, the connected navigation service will terminate, and the system will revert to embedded offline navigation. Service contract is required for connected navigation services. Connected service and features depend on compatible AT&T network availability. Evolving technology/cellular networks/vehicle capability may limit functionality and prevent operation of connected features. The FordPass App, compatible with select smartphone platforms, is available via download. Message and data rates may apply. 3. Requires phone with active data service and compatible software. SYNC 4 does not control 3rd-party products while in use. 3rd parties are solely responsible for their respective functionality. 4. FordPass Connect, the FordPass App, and complimentary Connected Service are required for remote features (see FordPass Terms for details). Connected service and features depend on compatible AT&T network availability. Evolving technology/cellular networks/vehicle capability may limit functionality and prevent operation of connected features. Connected service excludes Wi-Fi hotspot.



SCAN TO LEARN MORE ABOUT THE ADVANCED TECH that lies at the heart of the Ford F-150 Lightning™ pickup. Data rates may apply.





It's easy to be productive in here. The available wireless charging pad<sup>1</sup> lets you power devices with **CORD-FREE CONVENIENCE**, while the available Interior Work Surface can be unfolded when the vehicle is parked, giving you a completely **FLAT WORK SURFACE**. FordPass™ Connect<sup>2</sup> with 4G LTE Wi-Fi hotspot capability<sup>3</sup> lets you **CONNECT UP TO 10 DEVICES**. The 12" digital productivity screen displays gauges, menus, alerts, animated vehicle avatars and **DRIVE MODE VISUALIZATIONS**. Your smartphone can act as a key fob with the available Phone As A Key.<sup>4</sup> You can **CONNECT UP TO 4 PHONES** through the FordPass App<sup>5</sup> to share access with others.

# THE SMARTEST F-150 EVER.

Enjoy the convenience of **ALEXA BUILT-IN** on the road, fully integrated in your all-electric Ford F-150 Lightning™ truck<sup>5,6</sup>. With Alexa Built-in, you can control your smart home devices, navigation and traffic information, even add items to your shopping list and more. Plus, get the ability to stream music or podcasts with available **FORD STREAMING**. With hands-free Alexa commands, you can minimize the need to view or touch screens, keeping your hands on the wheel and eyes on the road. All you have to do is **SAY "ALEXA."**

**1.** Qi wireless charging may not be compatible with all mobile phones. **2.** FordPass Connect, the FordPass App, and complimentary Connected Service are required for remote features (see FordPass Terms for details). Connected service and features depend on compatible AT&T network availability. Evolving technology/cellular networks/vehicle capability may limit functionality and prevent operation of connected features. Connected service excludes Wi-Fi hotspot. **3.** Wi-Fi hotspot includes complimentary wireless data trial that begins upon AT&T activation and expires at the end of 3 months or when 3GB of data is used, whichever comes first. To activate, go to [www.att.com/ford](http://www.att.com/ford). **4.** Requires feature activation. Not compatible with all mobile phones. **5.** The FordPass App, compatible with select smartphone platforms, is available via download. Message and data rates may apply. **6.** Access to Alexa requires an Amazon account, SYNC 4, FordPass Connect, and complimentary Connected Service activated through the FordPass App (see FordPass Terms for details). Eligible 2022 Ford vehicles receive 3 years of complimentary access to Alexa Built-in and 30 days of complimentary streaming media services that begin on the new vehicle warranty start date, after which fees apply. See your Ford account for information. Connected Service and features depend on compatible AT&T network availability. Evolving technology/cellular networks/vehicle capability may limit functionality and prevent operation of connected features.



SCAN TO LEARN MORE ABOUT  
HOW ALEXA BUILT-IN WORKS  
inside of select Ford vehicles.  
Data rates may apply.





# THE MOST INNOVATIVE F-150 EVER.

Dream it. Then power it – with the all-electric Ford F-150 Lightning™ truck. Innovations like the available class-exclusive<sup>1</sup> 9.6kW Pro Power Onboard<sup>2</sup> make it easy to set up camp nearly anywhere. With the 9.6kW system, you get a total of **11 POWER OUTLETS** spread across the Mega Power Frunk, cab and bed. Perfect for powering the tools to build out your site, plus string lights, a portable refrigerator and more. Arrive after sunset? The available LED cargo box lighting with Zone Lighting helps you unload in a flash. This truck is purpose-built to **SPARK THE MAGIC OF YOUR IMAGINATION**.

<sup>1</sup>. Class is Full-Size Pickups under 8,500 lbs. GVWR. <sup>2</sup>. See Owner's Manual for important operating instructions.



AVAILABLE LED CARGO BOX LIGHTING  
WITH ZONE LIGHTING



MEGA POWER FRUNK



AVAILABLE  
RUNNING  
BOARDS  
WITH  
ENHANCED  
LIGHTING

AVAILABLE  
BOXLINK™  
WITH  
LOCKING  
CLEATS

AVAILABLE TAILGATE STEP  
WITH TAILGATE WORK SURFACE



What's under the hood? That's your call. Just hit the power-open button to take advantage of 14.1 cu. ft. of cargo space and an available max. payload capacity of 400 lbs. The Mega Power Frunk is the **LARGEST FRONT TRUNK IN THE TRUCK INDUSTRY**. And it features Built Ford Tough® engineering. Durable composite construction. Weatherproof and lockable. Power your devices inside of it with **PRO POWER ONBOARD**<sup>1</sup> including 4 120V outlets, a USB-C and a USB-A port. Easily secure cargo with the no-skid mat, plus plenty of tie-downs and hooks. It's also fully washable with a drain that makes cleanup a snap.

<sup>1</sup>. See Owner's Manual for important operating instructions.





# EASY CHARGING ACROSS NORTH AMERICA.



**SCAN TO EXPLORE YOUR CHARGING OPTIONS**  
on the road and at home,  
plan your all-electric road trip  
with the BlueOval™ Charge  
Network, and more.  
*Data rates may apply.*

## TRAVEL CONFIDENTLY WITH THE BLUEOVAL CHARGE NETWORK

Ford F-150 Lightning™ owners can enjoy 2 years of complimentary access to pay-as-you-go charging in the BlueOval Charge Network<sup>1</sup> – the largest public charging network in North America offered by automotive manufacturers – with over 70,000 chargers, including over 7,300 DC fast chargers, and growing.<sup>2</sup> Use the FordPass™ App<sup>3</sup> or the truck's touchscreen to easily find charging from virtually anywhere. You can also activate Plug & Charge for seamless charging payments. Pull up, plug in, and we'll take care of the rest.

Fictional charger location. Visit [electrifyamerica.com](https://electrifyamerica.com) for a full list of Electrify America charging stations.

**1.** Complimentary 2-year trial begins with EV New Vehicle Limited Warranty start date. Customer will be billed for all fees including but not limited to fees for use of charging stations and any related parking fees. **2.** Based on original equipment manufacturers (OEM)/automotive manufacturers that sell all-electric vehicles and have active charging networks. Department of Energy data used. **3.** FordPass Connect, the FordPass App, and complimentary Connected Service are required for remote features (see FordPass Terms for details). Connected service and features depend on compatible AT&T network availability. Evolving technology/cellular networks/vehicle capability may limit functionality and prevent operation of connected features. Connected service excludes Wi-Fi hotspot. The FordPass App, compatible with select smartphone platforms, is available via download. Message and data rates may apply. **4.** When compared to in-vehicle range calculation alone. Actual range varies with conditions such as external elements, driving behaviors, vehicle maintenance, lithium-ion battery age and state of health. **5.** When equipped with available Onboard Scales and Smart Hitch.

## GET SMART UPDATES ON RANGE

Intelligent Range can predict your remaining battery range based on past driving behavior, the outside air temperature and even crowdsourced data.<sup>4</sup> Route navigation offers more accurate predictions by factoring in elevation and terrain, real-time traffic conditions, and even the temperature at your final destination – on top of the impacts of whether you're towing a trailer and/or hauling a payload.<sup>4,5</sup>

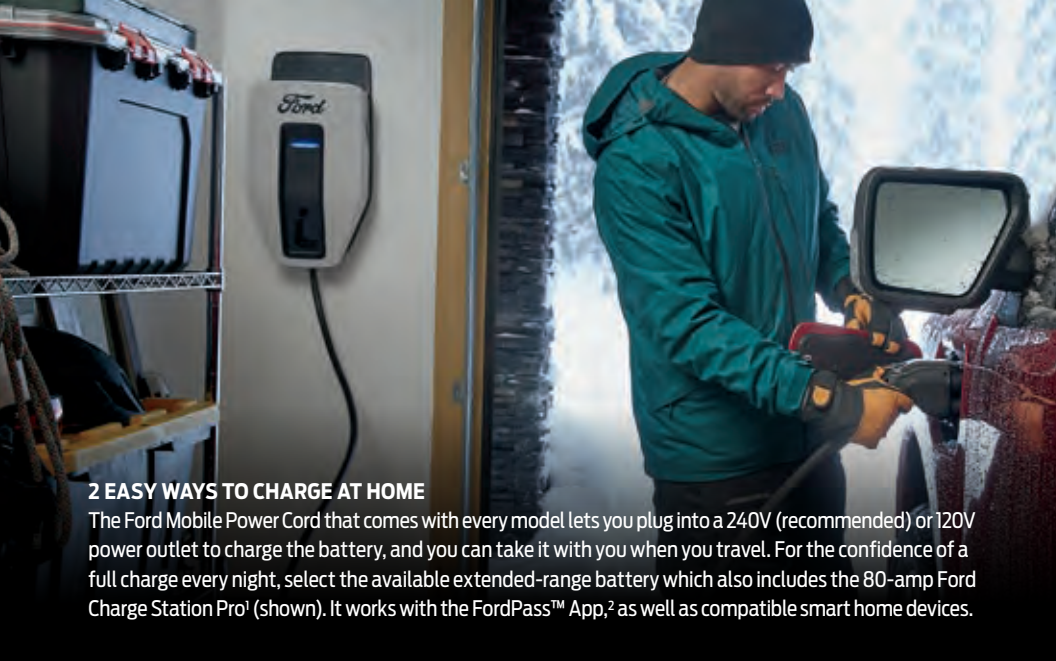


## KNOW WHERE TO CHARGE UP

FordPass Power My Trip makes public charging a breeze by considering your current charge level, towing and payload status, while integrating convenient charging locations into your route. It shows you where to charge, plus provides charger availability, power levels and pricing – all from the FordPass App<sup>3</sup> or the touchscreen inside of the truck.

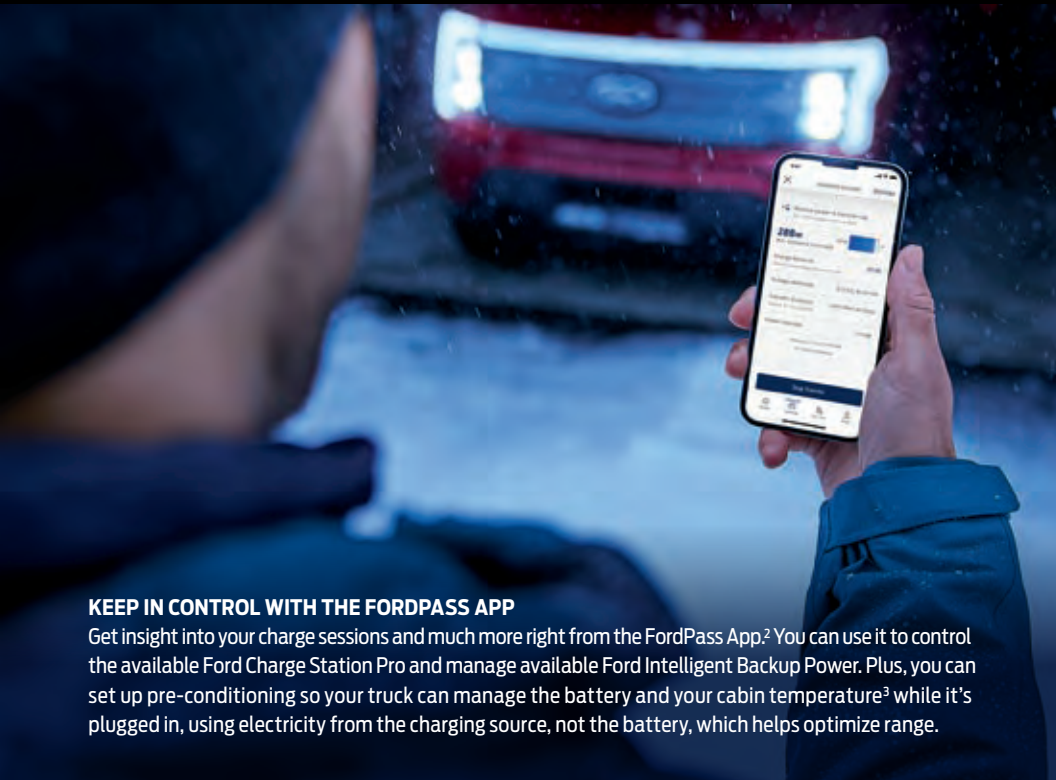






## 2 EASY WAYS TO CHARGE AT HOME

The Ford Mobile Power Cord that comes with every model lets you plug into a 240V (recommended) or 120V power outlet to charge the battery, and you can take it with you when you travel. For the confidence of a full charge every night, select the available extended-range battery which also includes the 80-amp Ford Charge Station Pro<sup>1</sup> (shown). It works with the FordPass™ App,<sup>2</sup> as well as compatible smart home devices.



## KEEP IN CONTROL WITH THE FORDPASS APP

Get insight into your charge sessions and much more right from the FordPass App.<sup>2</sup> You can use it to control the available Ford Charge Station Pro and manage available Ford Intelligent Backup Power. Plus, you can set up pre-conditioning so your truck can manage the battery and your cabin temperature<sup>3</sup> while it's plugged in, using electricity from the charging source, not the battery, which helps optimize range.

# OUR ULTIMATE BACKUP POWER SOURCE.

Want to power through storm season? The Ford F-150 Lightning™ pickup has your back. It can automatically kick in and power your home during an outage using available **FORD INTELLIGENT BACKUP POWER**, enabled by the available Ford Charge Station Pro and the Home Integration System that is available for purchase from Sunrun.<sup>4</sup> The system can offload 9.6 kW of power from a fully charged available extended-range battery to keep your home's lights on while powering appliances and security systems, too.<sup>4</sup> Starting with a full charge, it can be used to **POWER YOUR HOME FOR 3 DAYS**, or up to 10 days if you're rationing power.<sup>4,5</sup> It's a smart way to charge up your peace of mind.

Sunrun, the nation's leading solar company, is the Ford preferred installer for your selected home charging equipment. **GET HOOKED UP** at: [sunrun.com/ev-charging/ford-f150-lightning](https://sunrun.com/ev-charging/ford-f150-lightning).

**1.** Charge time based on manufacturer computer engineering simulations. The charging rate decreases as battery reaches full capacity. Your results may vary based on peak charging times and battery state of charge. **2.** FordPass Connect, the FordPass App, and complimentary Connected Service are required for remote features (see FordPass Terms for details). Connected service and features depend on compatible AT&T network availability. Evolving technology/cellular networks/vehicle capability may limit functionality and prevent operation of connected features. Connected service excludes Wi-Fi hotspot. The FordPass App, compatible with select smartphone platforms, is available via download. Message and data rates may apply. **3.** Effectiveness of cabin conditioning may be reduced by extreme outside temperatures or when using 120-volt charging. **4.** When home is properly equipped and home transfer switch disconnects the home from the grid. **5.** Based on 30 kWh use per day using the F-150 Lightning pickup with the extended-range battery. Your results may vary depending on energy usage. Rationing power assumes limiting the number of devices and turning the truck off when not needed.



**SCAN TO WATCH THE LIGHTS COME BACK ON** with a little help from the F-150 Lightning pickup and available Ford Intelligent Backup Power.  
*Data rates may apply.*



# CAPABLE. JUST AS YOU EXPECT.

Horses. Snowmobiles. Boats and beyond. If you need to move it, the all-new Ford F-150 Lightning™ lineup offers a range of **TOWING AND HAULING CAPABILITIES** to suit your needs. And the numbers are backed by plenty of available smart technologies designed to help you do it with confidence.



## 10,000 LBS.

Max. Available Towing<sup>1,2</sup>

## 2,235 LBS.

Max. Available Payload<sup>2,3</sup>



**TOW/HAUL DRIVE MODE**

Engages with a tap on the touchscreen

**XLT SUPERCREW® 4x4.** Carbonized Gray Metallic. Available Max. Trailer Tow Package. Available equipment. (Max. Towing 10,000 lbs. when properly equipped with the available Max. Trailer Tow Package. Max. Payload 1,952 lbs.)

**1.** Max. towing on XLT 312A and LARIAT™ 511A with available extended-range battery and available Max. Trailer Tow Package. Max. towing varies based on cargo, vehicle configuration, accessories and number of passengers. **2.** Towing and payload are independent attributes and may not be achieved simultaneously. **3.** Max. payload with Pro trim and standard-range battery (not shown). Max. payload varies and is based on accessories and vehicle configuration. See label on door jamb for carrying capacity of a specific vehicle. Max. payload capacity includes the frunk payload capacity.





# AN ABUNDANCE OF ADVANCED TECH.



## MANEUVER EASILY WITH PRO TRAILER BACKUP ASSIST™ (PTBA)

The available PTBA helps make it easy to back up your trailer. Once the system is programmed,<sup>1</sup> simply rotate the PTBA knob (located to the right of the steering wheel) left or right depending on the direction you want the trailer to go. Track the result of your actions in real time on the SYNC® screen (top), while the system automatically steers the truck to turn the trailer the desired amount.


## GET THE DETAILS WITH SMART HITCH AND ONBOARD SCALES

Activate the available class-exclusive<sup>2</sup> Smart Hitch technology before you hook up your trailer and follow the on-screen steps to see your approximate trailer tongue load weight and check if the trailer weight is distributed correctly. The available class-exclusive<sup>2</sup> Onboard Scales (middle) can tell you the max. payload rating of your specific truck<sup>3</sup> and the approximate weight of its current payload. Just activate them to see when your truck is nearing its payload limit. You can view the Smart Hitch and Onboard Scales information on the truck's SYNC screen in the center stack.

## TOW TECHNOLOGY PACKAGE

This available package easily equips your truck with lots of helpful towing technologies including PTBA, Smart Hitch and Onboard Scales, Trailer Brake Controller, Smart Trailer Tow Connector and Trailer Reverse Guidance. On Pro models, the package also adds Front Parking Sensors and the 360-Degree Camera,<sup>4</sup> both of which are standard on all other Ford F-150 Lightning™ models. The 360-Degree Camera includes a Split-View Display that works at low speeds in Drive and Reverse. Four cameras let you see the sides of the truck on the SYNC screen (bottom).

<sup>1</sup>. Please consult your Owner's Manual or Pro Trailer Backup Assist Quick Start Guide for information on setting up your trailer. <sup>2</sup>. Class is Full-Size Pickups under 8,500 lbs. GVWR. <sup>3</sup>. Max. payload varies and is based on accessories and vehicle configuration. See label on door jamb for carrying capacity of a specific vehicle. <sup>4</sup>. Driver-assist features are supplemental and do not replace the driver's attention, judgment and need to control the vehicle. It does not replace safe driving. See Owner's Manual for details and limitations.







Available Active Park Assist 2.0 helps reduce the stress of parallel and perpendicular parking by taking over the steering, shifting, braking and acceleration.<sup>1</sup> The system also includes Park Out Assist, which provides assistance when exiting a parallel parking spot.



# ALL-AROUND CONFIDENCE.

Changing lanes. Keeping your distance. Helping avoid potential collision hazards. **FORD CO-PILOT360™ TECHNOLOGY** driver-assist features<sup>1</sup> can help you in a variety of situations and conditions, as they can supplement your driving skills and help you feel confidently in command.

## FORD CO-PILOT360 2.0

*Standard on every F-150 Lightning model*

- Pre-Collision Assist with Automatic Emergency Braking (AEB)
- BLIS® (Blind Spot Information System) with Trailer Coverage and Cross-Traffic Alert
- Lane-Keeping System
- Auto High-Beam Headlamps
- Rear View Camera with Dynamic Hitch Assist
- Rear Parking Sensors
- Reverse Brake Assist
- Post-Collision Braking

## FORD CO-PILOT360 ASSIST 2.0

*Available on XLT; standard on LARIAT™ and Platinum® models*

- Intelligent Adaptive Cruise Control with Stop-and-Go, Lane Centering and Speed Sign Recognition
- Evasive Steering Assist
- Intersection Assist
- Connected Built-In Navigation<sup>2</sup> (standard on all models; 3 years of service)

## FORD CO-PILOT360 ACTIVE 2.0

*Available on LARIAT; standard on Platinum*

- Ford BlueCruise<sup>1,3</sup>
- Active Park Assist 2.0

## ADDITIONAL FEATURES

- Available on Pro; standard on XLT, LARIAT and Platinum*
- 360-Degree Camera
  - Front Parking Sensors



SCAN TO LEARN MORE  
ABOUT THE FORD CO-PILOT360  
TECHNOLOGY offered on the  
Ford F-150 Lightning™ pickup.  
*Data rates may apply.*

Available Ford Accessories and aftermarket equipment shown. Recreational equipment not included.

**1.** Driver-assist features are supplemental and do not replace the driver's attention, judgment and need to control the vehicle. It does not replace safe driving. See Owner's Manual for details and limitations. **2.** Navigation services require SYNC® 4 and FordPass™ Connect, complimentary Connected Service and the FordPass App (see FordPass Terms for details). Eligible vehicles receive a complimentary 3-year trial of navigation services that begins on the new vehicle warranty start date. Customers must unlock the navigation service trial by activating the eligible vehicle with a FordPass member account. After the complimentary trial, the connected navigation service will terminate, and the system will revert to embedded offline navigation. Service contract is required for connected navigation services. Connected service and features depend on compatible AT&T network availability. Evolving technology/cellular networks/vehicle capability may limit functionality and prevent operation of connected features. The FordPass App, compatible with select smartphone platforms, is available via download. Message and data rates may apply. **3.** Ford BlueCruise is a hands-free highway driving feature. Only remove hands from the steering wheel when in a Hands-Free Blue Zone. Always watch the road and be prepared to resume control of the vehicle. Requires purchased 3-year connected service plan with regular map updates, the FordPass App and modem activation.





# NOW ENTERING HANDS-FREE ZONE.

Road-trip drivers rejoice – available **FORD BLUECRUISE**<sup>1</sup> has arrived. It's our Ford Co-Pilot360™ Technology designed to help reduce the stress of some divided highway driving situations. Ford BlueCruise builds upon available Intelligent Adaptive Cruise Control with Stop-and-Go, Lane Centering and Speed Sign Recognition. It allows you to operate the vehicle hands-free, while being monitored by a driver-facing camera to make sure you're keeping your eyes on the road. This feature is compatible on prequalified sections of divided highways called **HANDS-FREE BLUE ZONES** that make up over 130,000 miles of North American roads.

1. Driver-assist features are supplemental and do not replace the driver's attention, judgment and need to control the vehicle. Ford BlueCruise is a hands-free highway driving feature. Only remove hands from the steering wheel when in a Hands-Free Blue Zone. Always watch the road and be prepared to resume control of the vehicle. It does not replace safe driving. See Owner's Manual for details and limitations. Requires purchased 3-year connected service plan with regular map updates, the FordPass™ App, and modem activation.





# MADE TO GO WHERE F-150 4x4s GO.

Every Ford F-150 Lightning™ pickup gets a 4x4 system featuring 4 Selectable Drive Modes: Normal, Sport, Tow/Haul and Off-Road. Metal skid plates shield the battery and dual eMotors from tough terrain. Plus, the battery is secured in a rugged waterproof casing surrounded by crash-absorption protection. The fully independent suspension features heavy-duty dual front shocks and rugged coil springs at all 4 corners. Plus, the standard electronic-locking rear axle can enhance traction with a tap of the touchscreen. So go ahead – drive it like the 4x4 truck that it is.



**OFF-ROAD DRIVE MODE**  
Standard on every F-150 Lightning model

Always consult the Owner's Manual before off-road driving, know your terrain and trail difficulty, and use appropriate safety gear. Always determine the water depth before attempting a crossing and proceed slowly. Refer to your Owner's Manual for detailed information regarding driving through water.







# ALL-NEW. ALL-ELECTRIC. BUILT FORD TOUGH.

The Ford F-150 Lightning™ frame uses the strongest steel ever put into an F-150® frame. And just like all Ford F-Series® trucks, this all-new pickup is **BUILT FORD TOUGH®**. F-150 Lightning trucks endured **DURABILITY TESTING** that included gravel, cobblestone and washboard roads. Potholes, bumps, and random broken concrete. Salt-mud baths. Towing and hauling on extreme grades. Over 1,000,000 customer-equivalent durability miles. Including putting the battery pack through strenuous abuse in temps down to -40°F. It's earned the badge. Now it's time for you to **EXPERIENCE THE EXHILARATION.**





# THE FORD F-150 LIGHTNING STRIKES 4 WAYS.



## PRO HIGHLIGHTS

- Standard-range battery
- SYNC® 4 with Enhanced Voice Recognition
- 12" LCD touchscreen
- 2.4kW Pro Power Onboard
- Ford Co-Pilot360™ 2.0
- Vinyl seats and black vinyl flooring



## XLT HIGHLIGHTS

- 360-Degree Camera
- Front Parking Sensors
- Interior Work Surface
- LED sideview mirror spotlights
- SecuriCode® keyless entry keypad
- Extended-length running boards with enhanced lighting



## LARIAT™ HIGHLIGHTS

- SYNC 4A with Enhanced Voice Recognition
- 15.5" LCD touchscreen
- 9.6kW Pro Power Onboard
- Ford Co-Pilot360 Assist 2.0
- B&O® Sound System with 8 speakers
- Tailgate Step with Tailgate Work Surface and Power Tailgate



## PLATINUM® HIGHLIGHTS

- Extended-range battery with Ford Charge Station Pro
- Ford Co-Pilot360 Active 2.0
- Tow Technology and Max. Trailer Tow Packages
- B&O Unleashed Sound System with 18 speakers
- Twin-panel moonroof
- Nirvana leather seating surfaces and multicontour front seats with Active Motion® massage functionality



PRO



Meet your new favorite toolbox: the **MEGA POWER FRUNK**. It's durable, weatherproof, lockable, and packing plenty of power. You get 8 120V outlets with the **2.4KW PRO POWER ONBOARD**<sup>1</sup> – 4 in the frunk, 2 in the cab and 2 in the bed – standard on Pro models.

<sup>1</sup>. See Owner's Manual for important operating instructions.



#### | EXTERIOR |

Agate Black Metallic

Oxford White

Atlas Blue Metallic

Antimatter Blue Metallic

Rapid Red Metallic Tinted Clearcoat<sup>2</sup>

Iconic Silver Metallic

Carbonized Gray Metallic

Stone Gray Metallic

Iced Blue Silver Metallic

#### | SEATING |

Medium Dark Slate Vinyl

#### | WHEELS |



18" Machined Aluminum with Gloss Black-Painted Pockets

Colors are representative only. See your dealer for actual paint/material/trim options.  
<sup>2</sup>. Additional charge.



SCAN TO SEE THE FORD F-150 LIGHTNING™ PICKUP going to work in the Pacific Northwest. Data rates may apply.



# XLT



Need to get some business done? Set up shop on the **INTERIOR WORK SURFACE** – standard on XLT models. Advanced technologies like Smart Hitch, Pro Trailer Backup Assist,<sup>™</sup> Smart Trailer Tow Connector and more are bundled together in the available **TOW TECHNOLOGY PACKAGE**.



## | EXTERIOR |

Agate Black Metallic

Oxford White

Atlas Blue Metallic

Antimatter Blue Metallic

Rapid Red Metallic Tinted Clearcoat<sup>1</sup>

Iconic Silver Metallic

Carbonized Gray Metallic

Stone Gray Metallic

## | SEATING |

Medium Dark Slate Cloth

## | WHEELS |



18" Machined Aluminum with Gloss Black-Painted Pockets  
Standard



20" Dark Carbonized Gray-Painted Aluminum  
Included in 312A

Colors are representative only. See your dealer for actual paint/material/trim options.  
**1.** Additional charge.



SCAN TO SEE THE FORD F-150 LIGHTNING<sup>™</sup> PICKUP bringing the fun on a snow day.  
Data rates may apply.



# LARIAT



Available Ford Accessories shown.



SCAN TO SEE THE FORD F-150 LIGHTNING™ PICKUP powering brunch on the beach.  
Data rates may apply.



Cook up a fresh brunch on the beach with help from the **9.6KW PRO POWER ONBOARD**<sup>1</sup> – standard on LARIAT™ models. You get 10 120V outlets: 4 in the frunk, 2 in the cab and 4 in the bed. Plus, a 240V outlet in the bed as well. It's a powerful new way to tailgate.

<sup>1</sup>. See Owner's Manual for important operating instructions.



Available Ford Accessories shown.



## | EXTERIOR |

Agate Black Metallic

Oxford White

Atlas Blue Metallic

Antimatter Blue Metallic

Rapid Red Metallic Tinted Clearcoat<sup>2</sup>

Star White Metallic Tri-coat<sup>2</sup>

Iconic Silver Metallic

Carbonized Gray Metallic

Stone Gray Metallic

Iced Blue Silver Metallic

Smoked Quartz Metallic Tinted Clearcoat<sup>2</sup>

## | SEATING |

Medium Dark Slate Leather-Trimmed

## | WHEELS |



20" Dark Carbonized Gray-Painted Aluminum

Colors are representative only. See your dealer for actual paint/material/trim options.  
<sup>2</sup>. Additional charge.





# PLATINUM



SCAN TO SEE MORE FORD  
F-150 LIGHTNING™ PICKUPS  
helping at the horse farm.  
*Data rates may apply.*



Start your day strong with help from the **9.6KW PRO POWER ONBOARD<sup>1</sup>** – standard on Platinum® models. Then, step inside to enjoy the multicontour front bucket seats with **ACTIVE MOTION® MASSAGE FUNCTIONALITY** and much more. You've earned it.

**1.** See Owner's Manual for important operating instructions.



Available Max Recline  
Front Seats not to be used  
while driving. Front seat  
belts not shown in order  
to provide a clear view  
of the vehicle interior.

## | EXTERIOR |

Agate Black Metallic

Oxford White

Atlas Blue Metallic

Antimatter Blue Metallic

Rapid Red Metallic Tinted Clearcoat<sup>2</sup>

Star White Metallic Tri-coat<sup>2</sup>

Iconic Silver Metallic

Carbonized Gray Metallic

Stone Gray Metallic

Iced Blue Silver Metallic

Smoked Quartz Metallic Tinted Clearcoat<sup>2</sup>

## | SEATING |

Space Gray Nirvana Leather  
Seating Surfaces with Black Miko®  
Sueded Cloth Tuxedo Stripes

## | WHEELS |



22" Bright Machined  
Aluminum with  
Gloss Black-  
Painted Pockets

Colors are representative only. See your dealer  
for actual paint/material/trim options.  
**2.** Additional charge.





STANDARD FEATURES

MECHANICAL & FUNCTIONAL

|                                                                                                                                                                                                                                                                                                                                                  |
|--------------------------------------------------------------------------------------------------------------------------------------------------------------------------------------------------------------------------------------------------------------------------------------------------------------------------------------------------|
| 30-amp Mobile Power Cord (120V and 240V capability)                                                                                                                                                                                                                                                                                              |
| 4x4 drivetrain                                                                                                                                                                                                                                                                                                                                   |
| 1-Pedal Drive mode (available in Normal and Sport drive modes)                                                                                                                                                                                                                                                                                   |
| Active air dam                                                                                                                                                                                                                                                                                                                                   |
| Class IV trailer hitch receiver with 4-pin/ 7-pin wiring harness                                                                                                                                                                                                                                                                                 |
| Dual eMotors (one 3-phase fixed-magnet AC motor located on each axle)                                                                                                                                                                                                                                                                            |
| Electronic-locking rear axle                                                                                                                                                                                                                                                                                                                     |
| Electronic parking brake                                                                                                                                                                                                                                                                                                                         |
| Electronic power-assisted rack-and-pinion steering                                                                                                                                                                                                                                                                                               |
| Fully boxed high-strength steel frame                                                                                                                                                                                                                                                                                                            |
| High-strength, military-grade, aluminum alloy <sup>1</sup> body and bed                                                                                                                                                                                                                                                                          |
| Jack                                                                                                                                                                                                                                                                                                                                             |
| Lithium-ion battery with liquid heating and cooling system                                                                                                                                                                                                                                                                                       |
| Regenerative Braking System with 4-wheel disc brakes and Anti-Lock Brake System (ABS)                                                                                                                                                                                                                                                            |
| Selectable Drive Modes – Normal, Sport, Tow/Haul, Off-Road                                                                                                                                                                                                                                                                                       |
| Skid plates to protect the battery and eMotors                                                                                                                                                                                                                                                                                                   |
| Spare wheel and tire with lock and rear underframe carrier                                                                                                                                                                                                                                                                                       |
| Suspension, front – Independent coil-over-shock double-wishbone with heavy-duty dual shocks and stabilizer bar                                                                                                                                                                                                                                   |
| Suspension, rear – Independent coil springs with semi-trailing arms and stabilizer bar                                                                                                                                                                                                                                                           |
| Transmission – Single-speed automatic                                                                                                                                                                                                                                                                                                            |
| <b>FORD CO-PILOT360™ TECHNOLOGY</b>                                                                                                                                                                                                                                                                                                              |
| <b>Ford Co-Pilot360 2.0:</b> Pre-Collision Assist with Automatic Emergency Braking (AEB), BLIS® (Blind Spot Information System) with Trailer Coverage and Cross-Traffic Alert, Lane-Keeping System, Auto High-Beam Headlamps, Rear View Camera with Dynamic Hitch Assist, Rear Parking Sensors, Reverse Brake Assist, and Post-Collision Braking |
| Auto Hold                                                                                                                                                                                                                                                                                                                                        |
| Autolamp (Automatic On/Off Headlamps)                                                                                                                                                                                                                                                                                                            |
| Curve Control                                                                                                                                                                                                                                                                                                                                    |
| Hill Start Assist                                                                                                                                                                                                                                                                                                                                |
| Trailer Sway Control                                                                                                                                                                                                                                                                                                                             |
| <b>CONNECTIVITY &amp; ENTERTAINMENT</b>                                                                                                                                                                                                                                                                                                          |
| 12V powerpoint in instrument panel                                                                                                                                                                                                                                                                                                               |
| Connected Built-In Navigation <sup>2</sup> (3 years of service)                                                                                                                                                                                                                                                                                  |
| FordPass™ Connect <sup>3</sup> with 4G LTE Wi-Fi hotspot capability <sup>4</sup>                                                                                                                                                                                                                                                                 |
| Smart-charging USB ports (2 in media bin)                                                                                                                                                                                                                                                                                                        |

EXTERIOR

|                                                                                                                                         |
|-----------------------------------------------------------------------------------------------------------------------------------------|
| Center high-mounted stop lamp (CHMSL) with cargo lamp                                                                                   |
| Configurable daytime running lamps                                                                                                      |
| Front tow hooks (2)                                                                                                                     |
| LED projector headlamps with dynamic bending                                                                                            |
| LED taillamps                                                                                                                           |
| Mega Power Frunk (lockable, illuminated, washable and drainable) with power up/down hood, tie-downs, 120V outlets (4) and USB ports (2) |
| Pickup box with side rail and tailgate moldings, and 4 tie-down hooks                                                                   |
| Removable tailgate with lift assist, key lock, clamp pockets and 2 tie-down hooks/ bottle openers                                       |
| Variable-intermittent windshield wipers with washers                                                                                    |

INTERIOR

|                                                                                                                            |
|----------------------------------------------------------------------------------------------------------------------------|
| 12" LCD productivity screen in instrument cluster                                                                          |
| Auto-dimming rearview mirror                                                                                               |
| Cruise control                                                                                                             |
| Dual-zone electronic automatic temperature control                                                                         |
| Flow-through center console with stowable shifter, media bin, storage, cupholders, and 2 rear-facing charge-only USB ports |
| Power door and tailgate locks with autolock                                                                                |
| Power windows with one-touch-up/-down front windows                                                                        |
| Privacy glass for all rear windows                                                                                         |
| Push-button start                                                                                                          |
| Remote Keyless Entry System                                                                                                |

SAFETY & SECURITY

|                                                                                                                                                                                                   |
|---------------------------------------------------------------------------------------------------------------------------------------------------------------------------------------------------|
| AdvanceTrac™ with RSC® (Roll Stability Control™)                                                                                                                                                  |
| Dual-stage driver and right-front-passenger front airbags, <sup>5</sup> front-seat side airbags <sup>5</sup> and Safety Canopy® System with side-curtain airbags <sup>5</sup> and rollover sensor |
| Individual Tire Pressure Monitoring System (TPMS; excludes spare)                                                                                                                                 |
| MyKey® technology to help encourage responsible driving                                                                                                                                           |
| Pedestrian Alert Sounder                                                                                                                                                                          |
| Perimeter alarm                                                                                                                                                                                   |
| SOS Post-Crash Alert System™                                                                                                                                                                      |

**Ford F-150 Lightning™ models available only at EV-certified Ford Dealers.** Due to high demand, the current model year is no longer available for retail order. Contact your dealer for more information.

PERFORMANCE

|                                          | STANDARD-RANGE BATTERY | EXTENDED-RANGE BATTERY | EXTENDED-RANGE BATTERY PLATINUM® |
|------------------------------------------|------------------------|------------------------|----------------------------------|
| Kilowatt-hours® (kWh)                    | 98                     | 131                    | 131                              |
| Targeted horsepower <sup>7,8</sup>       | 426                    | 563                    | 563                              |
| Targeted torque <sup>7,8</sup> (lb.-ft.) | 775                    | 775                    | 775                              |
| EPA-estimated range <sup>8,9</sup>       | 230 miles              | 320 miles              | 300 miles                        |

WEIGHT RATINGS (lbs.)

|                                    | STANDARD-RANGE BATTERY | EXTENDED-RANGE BATTERY | EXTENDED-RANGE BATTERY PLATINUM |
|------------------------------------|------------------------|------------------------|---------------------------------|
| Max. payload <sup>8,10</sup>       | 2,235 <sup>11</sup>    | 1,952 <sup>12</sup>    | 1,656                           |
| Max. GVWR                          | 8,250                  | 8,550                  | 8,550                           |
| <b>MAX. TOWING</b> <sup>8,13</sup> |                        |                        |                                 |
| Standard                           | 5,000                  | 7,700                  | —                               |
| With Max. Trailer Tow Package      | 7,700                  | 10,000                 | 8,500                           |
| <b>MAX. GCWR</b>                   |                        |                        |                                 |
| Standard                           | 11,700                 | 15,000                 | —                               |
| With Max. Trailer Tow Package      | 14,400                 | 17,300                 | 15,900                          |

DIMENSIONS & CAPACITIES

|                           | SUPERCREW® 4x4 5.5' BOX |
|---------------------------|-------------------------|
| <b>EXTERIOR</b> (in.)     |                         |
| Wheelbase                 | 145.5                   |
| Height                    | 78.3                    |
| Width (excluding mirrors) | 80.0                    |
| Width (including mirrors) | 96.0                    |
| Width (mirrors folded)    | 83.6                    |
| Length                    | 232.7                   |
| Ground clearance (min.)   | 8.4                     |

FRUNK

|                                            |      |
|--------------------------------------------|------|
| Volume (cu. ft.)                           | 14.1 |
| Max. payload capacity <sup>14</sup> (lbs.) | 400  |

CARGO BOX

|                           |      |
|---------------------------|------|
| Volume (cu. ft.)          | 52.8 |
| Inside height (in.)       | 21.4 |
| Length at floor (in.)     | 67.1 |
| Width at wheelhouse (in.) | 50.6 |
| Max. width at floor (in.) | 60.3 |

INTERIOR (in.)

|                            |           |
|----------------------------|-----------|
| Head room (front/rear)     | 40.8/40.4 |
| Leg room (max. front/rear) | 43.9/43.6 |
| Hip room (front/rear)      | 62.5/62.6 |
| Shoulder room (front/rear) | 66.7/66.0 |

CAPACITIES (cu. ft.)

|                                      |       |
|--------------------------------------|-------|
| Total passenger volume               | 131.9 |
| Front passenger volume               | 64.7  |
| Rear passenger volume                | 67.2  |
| Max. cargo volume behind front seats | 50.9  |

GVWR = Gross Vehicle Weight Rating    GCWR = Gross Combination Weight Rating

**Towing Notes:** Maximum loaded trailer weights shown. Do not exceed trailer weight of 5,000 lbs. when towing with bumper only. The combined weight of the towing vehicle (including options, hitch, passengers and cargo) and the loaded trailer must not exceed the GCWR. Trailer tongue load weight should be 10% of total loaded trailer weight. Make sure that the vehicle payload (reduced by option weight) will accommodate trailer tongue load weight and the weight of passengers and cargo added to the towing vehicle. The addition of trailer tongue load weight, and the weight of passengers and cargo, cannot cause vehicle weights to exceed the rear GAWR (Gross Axle Weight Rating) or GVWR. These ratings can be found on the vehicle's Safety Compliance Certification Label. See the RV and Trailer Towing Guide for requirements and restrictions.

**1.** 6000-series aluminum alloy. **2.** Navigation services require SYNC® 4 and FordPass Connect, complimentary Connected Service and the FordPass App (see FordPass Terms for details). Eligible vehicles receive a complimentary 3-year trial of navigation services that begins on the new vehicle warranty start date. Customers must unlock the navigation service trial by activating the eligible vehicle with a FordPass member account. After the complimentary trial, the connected navigation service will terminate, and the system will revert to embedded offline navigation. Service contract is required for connected navigation services. Connected service and features depend on compatible AT&T network availability. Evolving technology/cellular networks/vehicle capability may limit functionality and prevent operation of connected features. The FordPass App, compatible with select smartphone platforms, is available via download. Message and data rates may apply. **3.** FordPass Connect, the FordPass App, and complimentary Connected Service are required for remote features (see FordPass Terms for details). Connected service and features depend on compatible AT&T network availability. Evolving technology/cellular networks/vehicle capability may limit functionality and prevent operation of connected features. Connected service excludes Wi-Fi hotspot. **4.** Wi-Fi hotspot includes complimentary wireless data trial that begins upon AT&T activation and expires at the end of 3 months or when 3GB of data is used, whichever comes first. To activate, go to [www.att.com/ford](http://www.att.com/ford). **5.** Always wear your safety belt and follow airbag warning label instructions. **6.** Based on manufacturer calculation using computer engineering simulations. Your results may vary. **7.** Based on manufacturer testing using computer engineering simulations. Calculated via peak performance of the electric motors at peak battery power. Your results may vary. **8.** Horsepower, torque, payload, towing and EPA-estimated range are independent attributes and may not be achieved simultaneously. **9.** Based on full charge. Actual range varies with conditions such as external environment, vehicle use, vehicle maintenance, lithium-ion battery age and state of health. **10.** Max. payload varies and is based on accessories and vehicle configuration. See label on door jamb for carrying capacity of a specific vehicle. Max. payload capacity includes the frunk payload capacity. **11.** Max. payload of 2,235 lbs. available on Pro. **12.** Max. payload of 1,952 lbs. on XLT 312A. **13.** Max. towing varies based on cargo, vehicle configuration, accessories and number of passengers. See your Ford Dealer for additional information. **14.** Frunk payload capacity is included in the vehicle max. payload rating.





| PRO | XLT | LARIAT™ | PLATINUM® |                                                                                                                                                                                                                                                                                                                                                                                         |
|-----|-----|---------|-----------|-----------------------------------------------------------------------------------------------------------------------------------------------------------------------------------------------------------------------------------------------------------------------------------------------------------------------------------------------------------------------------------------|
|     |     |         |           | MECHANICAL & FUNCTIONAL                                                                                                                                                                                                                                                                                                                                                                 |
| S   | S   | S       |           | Standard-range battery with single onboard charger                                                                                                                                                                                                                                                                                                                                      |
| F   | F/o | F/p     | S         | Extended-range battery with dual onboard chargers; includes 80-amp Ford Charge Station Pro, delivered to customer through 3rd-party supplier (optional on XLT 312A; included on LARIAT 511A; Fleet only on Pro, XLT 311A and LARIAT 510A)                                                                                                                                               |
|     |     |         |           | FORD CO-PILOT360™ TECHNOLOGY                                                                                                                                                                                                                                                                                                                                                            |
| P   | S   | S       | S         | 360-Degree Camera                                                                                                                                                                                                                                                                                                                                                                       |
| P   | S   | S       | S         | Front Parking Sensors                                                                                                                                                                                                                                                                                                                                                                   |
|     | P   | S       | S         | <b>Ford Co-Pilot360 Assist 2.0:</b> Intelligent Adaptive Cruise Control with Stop-and-Go, Lane Centering and Speed Sign Recognition; Evasive Steering Assist; Intersection Assist; and Connected Built-In Navigation <sup>1</sup> (3 years of service)                                                                                                                                  |
|     | P   | P       | S         | Rain-Sensing Windshield Wipers                                                                                                                                                                                                                                                                                                                                                          |
| O   | O   | O       | S         | <b>Tow Technology Package:</b> <sup>2</sup> Pro Trailer Backup Assist™, Trailer Reverse Guidance, trailer brake controller, Smart Trailer Tow Connector, Smart Hitch and Onboard Scales (Pro also includes 360-Degree Camera, Front Parking Sensors, and manual-folding sideview mirrors with power, heated glass, LED spotlights, and integrated turn signal indicators)               |
|     |     | O       | S         | <b>Ford Co-Pilot360 Active 2.0:</b> Ford BlueCruise <sup>3</sup> and Active Park Assist™ 2.0 (includes Phone As A Key)                                                                                                                                                                                                                                                                  |
|     |     |         |           | CONNECTIVITY & ENTERTAINMENT                                                                                                                                                                                                                                                                                                                                                            |
| S   | S   |         |           | AM/FM stereo with 6 speakers                                                                                                                                                                                                                                                                                                                                                            |
| S   | S   |         |           | SYNC® 4 with Enhanced Voice Recognition, 12" LCD center stack touchscreen, conversational voice command recognition, cloud connectivity, wireless phone connection, 911 Assist®, AppLink® with App Catalog, wireless Apple CarPlay® compatibility, wireless Android Auto™ compatibility, Digital Owner's Manual, and Ford Power-Up software updates                                     |
|     | S   | S       | S         | SiriusXM® with 360L <sup>4</sup> (includes 3-month trial)                                                                                                                                                                                                                                                                                                                               |
|     | S   |         |           | B&O® Sound System with 8 speakers including subwoofer, and HD Radio™ Technology                                                                                                                                                                                                                                                                                                         |
|     | S   | S       |           | SYNC 4A with Enhanced Voice Recognition, 15.5" LCD capacitive touchscreen, conversational voice command recognition, cloud connectivity, wireless phone connection, 911 Assist, AppLink with App Catalog, wireless Apple CarPlay compatibility, wireless Android Auto compatibility, Digital Owner's Manual, Ford Power-Up software updates, Adaptive Dash Cards, and personal profiles |
|     | S   | S       |           | Wireless charging pad                                                                                                                                                                                                                                                                                                                                                                   |
|     |     | S       |           | B&O Unleashed Sound System with 18 speakers including subwoofer, and HD Radio Technology                                                                                                                                                                                                                                                                                                |

| PRO | XLT | LARIAT | PLATINUM |                                                                                                                                                                                                                                                      |
|-----|-----|--------|----------|------------------------------------------------------------------------------------------------------------------------------------------------------------------------------------------------------------------------------------------------------|
|     |     |        |          | EXTERIOR                                                                                                                                                                                                                                             |
| S   |     |        |          | Bumpers – Black                                                                                                                                                                                                                                      |
| S   |     |        |          | Front skid plate element – Black                                                                                                                                                                                                                     |
| S   |     |        |          | Grille – Black                                                                                                                                                                                                                                       |
| S   |     |        |          | Mirrors – Manual-folding sideview with power, heated glass and LED spotlights                                                                                                                                                                        |
| S   | S   |        |          | Door and tailgate handles – Black                                                                                                                                                                                                                    |
| P   | S   |        |          | Mirrors – Manual-folding sideview with power, heated glass, LED spotlights, and integrated turn signal indicators                                                                                                                                    |
|     | S   |        |          | Grille – Geometric, Gray-Ion Fine Metallic-painted                                                                                                                                                                                                   |
|     | S   | S      |          | Front skid plate element – Gray-Ion Fine Metallic-painted                                                                                                                                                                                            |
|     | S   | S      | S        | BoxLink™ with 4 premium locking cleats                                                                                                                                                                                                               |
|     | S   | S      | S        | Bumpers – Body-color                                                                                                                                                                                                                                 |
|     | S   | S      | S        | LED signature lighting – Hood                                                                                                                                                                                                                        |
|     | S   | S      | S        | Running boards – Black extended-length with enhanced lighting                                                                                                                                                                                        |
|     | P   | S      | S        | Door and tailgate handles – Body-color                                                                                                                                                                                                               |
|     | P   | S      | S        | LED cargo box lighting with Zone Lighting                                                                                                                                                                                                            |
|     | P   | S      | S        | Tailgate – Power Tailgate                                                                                                                                                                                                                            |
| O   | O   | S      | S        | Tailgate – Tailgate step with Tailgate Work Surface <sup>2</sup>                                                                                                                                                                                     |
|     |     | S      |          | Grille – Premium geometric, Gray-Ion Fine Metallic-painted                                                                                                                                                                                           |
|     |     | S      | S        | Frunk cargo net                                                                                                                                                                                                                                      |
|     |     | S      | S        | LED signature lighting – Tailgate                                                                                                                                                                                                                    |
|     |     | S      | S        | Mirrors – Power-folding sideview with power, heated glass; memory; high-intensity LED security approach lamps; LED spotlights; integrated turn signal indicators; driver's side auto-dimming feature; and body-color caps                            |
|     |     | S      |          | Front skid plate element – Vador Black High-Gloss                                                                                                                                                                                                    |
|     |     | S      |          | Grille – Premium geometric, Vador Black High-Gloss                                                                                                                                                                                                   |
|     |     | S      |          | High-Gloss Black beltline moldings                                                                                                                                                                                                                   |
| O   | O   | O      | O        | Front license plate bracket (standard where required)                                                                                                                                                                                                |
|     |     |        |          | FRONT SEATING                                                                                                                                                                                                                                        |
| S   |     |        |          | Vinyl bucket seats; 2-way manual driver and passenger seat adjust                                                                                                                                                                                    |
|     | S   |        |          | Cloth bucket seats; 8-way power driver seat with power lumbar; 2-way manual passenger seat adjust with manual lumbar                                                                                                                                 |
|     | P   |        |          | Cloth bucket seats; 10-way power, heated driver seat with power lumbar; multi-adjustable power, heated passenger seat with power lumbar                                                                                                              |
|     | S   |        |          | Leather-trimmed bucket seats; 10-way power, heated and ventilated driver seat with memory; multi-adjustable power, heated and ventilated passenger seat                                                                                              |
|     | S   |        |          | Multicontour bucket seats with Active Motion® massage functionality; Nirvana leather seating surfaces with tuxedo stripes; 10-way power, heated and ventilated driver seat with memory; multi-adjustable power, heated and ventilated passenger seat |
|     | O   |        |          | Max Recline Seats                                                                                                                                                                                                                                    |

| PRO | XLT | LARIAT | PLATINUM |                                                                                                                          |
|-----|-----|--------|----------|--------------------------------------------------------------------------------------------------------------------------|
|     |     |        |          | REAR SEATING                                                                                                             |
| S   |     |        |          | 60/40 split flip-up seat with load floor tie-down hooks                                                                  |
|     | S   |        |          | 60/40 split flip-up seat with underseat storage and load floor tie-down hooks                                            |
|     |     | S      | S        | 60/40 split one-touch flip-up seat with folding armrest with cupholders, underseat storage and load floor tie-down hooks |
|     |     | P      | S        | Heated outboard seats                                                                                                    |
|     | O   | O      | S        | Underseat fold-flat, lockable and partitionable storage <sup>2</sup>                                                     |
|     |     |        |          | INTERIOR                                                                                                                 |
| S   |     |        |          | Flooring – Black vinyl                                                                                                   |
| S   | S   |        |          | Fixed rear window                                                                                                        |
| S   | S   | S      |          | Manual-tilt/-telescoping steering column                                                                                 |
| S   | S   | S      | S        | Flooring – Carpet with front and rear carpeted floor mats                                                                |
| S   | S   | S      | S        | Interior Work Surface                                                                                                    |
| S   | S   | S      | S        | Leather-wrapped steering wheel                                                                                           |
| S   | S   | S      | S        | Power-adjustable pedals; includes memory feature on LARIAT and Platinum                                                  |
|     | S   | S      | S        | Rear-window defroster                                                                                                    |
| P   | S   | S      |          | Heated steering wheel                                                                                                    |
| P   | S   | S      |          | Intelligent Access with push-button start                                                                                |
| O   | O   | O      |          | Floor liners (includes standard carpeted floor mats) <sup>5</sup>                                                        |
| O   | O   |        |          | Floor liners (deletes standard carpeted floor mats)                                                                      |
|     | S   | S      |          | Ice Blue ambient lighting                                                                                                |
|     | S   | S      |          | Power-sliding rear window                                                                                                |
|     | S   | S      |          | Universal garage door opener                                                                                             |
| P   | S   |        |          | Power-tilt/-telescoping steering column with memory                                                                      |
| P   | S   |        |          | Twin-panel moonroof                                                                                                      |
|     | S   |        |          | Door-sill scuff plates with bright PLATINUM insert                                                                       |
|     | S   |        |          | Leather-trimmed center console lid and shifter knob                                                                      |
|     | S   |        |          | Real End Cut Oak wood interior accents on media bin lid and door-trim inserts                                            |

| PRO | XLT | LARIAT | PLATINUM |                                                                                                            |
|-----|-----|--------|----------|------------------------------------------------------------------------------------------------------------|
|     |     |        |          | PRO POWER ONBOARD                                                                                          |
| S   | S   |        |          | 2.4kW with 120V outlets (4 in the frunk, 2 in the cab, and 2 in the bed)                                   |
|     | O   | O      | S        | 9.6kW with 120V outlets (4 in the frunk, 2 in the cab, and 4 in the bed) and 240V outlet (1 in the bed)    |
|     |     |        |          | SAFETY & SECURITY                                                                                          |
|     | S   | S      | S        | Illuminated entry                                                                                          |
|     | S   | S      | S        | SecuriCode® keyless entry keypad                                                                           |
|     | P   | S      | S        | Approach Detection                                                                                         |
|     |     | S      | S        | Advanced Security Pack with inclination/intrusion sensors                                                  |
|     |     |        |          | FORD ACCESSORIES & DEALER-INSTALLED OPTIONS                                                                |
| O   | O   | O      | O        | Bed cargo net – Horizontal <sup>2</sup>                                                                    |
| O   | O   | O      | O        | Bed cargo net – Vertical                                                                                   |
| O   | O   | O      | O        | Bed mat – Removable <sup>2</sup>                                                                           |
| O   | O   | O      | O        | Bed tailgate lock by McGard™ <sup>6</sup>                                                                  |
| O   | O   | O      | O        | Bed tray <sup>2</sup>                                                                                      |
| O   | O   | O      | O        | Bedliner – Tough Bed® spray-in                                                                             |
| O   | O   | O      | O        | First aid kit with Ford logo                                                                               |
| O   | O   | O      | O        | In-vehicle safe by Console Vault® <sup>6</sup>                                                             |
| O   | O   | O      | O        | Individual Trailer Tire Pressure Monitoring System (TPMS) with customer-placed trailer camera <sup>2</sup> |
| O   | O   | O      | O        | Pivot storage box by UnderCover – Right-hand side <sup>2,6</sup>                                           |
| O   | O   | O      | O        | Tonneau cover – Hard-folding <sup>2,6</sup>                                                                |
| O   | O   | O      | O        | Tonneau cover – Retractable <sup>2,6</sup>                                                                 |
| O   | O   | O      | O        | Tonneau cover – Soft-folding <sup>2,6</sup>                                                                |
| O   | O   | O      | O        | Toolbox – Aluminum crossbed <sup>2,6</sup>                                                                 |
| O   | O   | O      | O        | Toolbox – Premium aluminum crossbed <sup>2,6</sup>                                                         |
| O   | O   | O      | O        | Wheel lock kit – Exposed                                                                                   |
| O   | O   | O      | O        | Wheel lock kit – Hidden lugs                                                                               |
| O   |     |        |          | Stowable loading ramps <sup>2</sup>                                                                        |
| O   | O   | O      | O        | Bed divider <sup>2</sup>                                                                                   |
| O   | O   | O      | O        | Bedliner – Plastic drop-in <sup>2</sup>                                                                    |

| PRO | XLT | LARIAT | PLATINUM |                                                                                                                                                                                                                                                                                                                                                                                                                                                                                                                                                          |
|-----|-----|--------|----------|----------------------------------------------------------------------------------------------------------------------------------------------------------------------------------------------------------------------------------------------------------------------------------------------------------------------------------------------------------------------------------------------------------------------------------------------------------------------------------------------------------------------------------------------------------|
|     |     |        |          | EQUIPMENT GROUPS & PACKAGES                                                                                                                                                                                                                                                                                                                                                                                                                                                                                                                              |
|     |     | O      |          | <b>Equipment Group 312A: Ford Co-Pilot360 Assist 2.0</b> (see content at left) + Rain-Sensing Windshield Wipers + Intelligent Access with push-button start + Approach Detection + 9.6kW Pro Power Onboard + 20" Dark Carbonized Gray-painted aluminum wheels + 275/60R20 BSW all-season tires + body-color door and tailgate handles + LED cargo box lighting with Zone Lighting + Power Tailgate + tailgate step with Tailgate Work Surface + 10-way power, heated driver seat + multi-adjustable power, heated passenger seat + heated steering wheel |
|     |     | O      |          | <b>Equipment Group 511A:</b> extended-range battery with dual onboard chargers + Ford Charge Station Pro + <b>Ford Co-Pilot360 Active 2.0</b> (see content at left) + Rain-Sensing Windshield Wipers + <b>Tow Technology Package</b> (see content at left) + power-tilt/-telescoping steering column with memory + heated rear outboard seats + rear underseat fold-flat, lockable and partitionable storage + twin-panel moonroof                                                                                                                       |
| O   | O   | O      | S        | <b>Max. Trailer Tow Package:</b> <sup>2</sup> additional cooling hardware for the battery and eMotors for increased towing capacity (Pro and XLT with standard-range battery require 9.6kW Pro Power Onboard)                                                                                                                                                                                                                                                                                                                                            |

**1.** Navigation services require SYNC 4 and FordPass™ Connect, complimentary Connected Service and the FordPass App (see FordPass Terms for details). Eligible vehicles receive a complimentary 3-year trial of navigation services that begins on the new vehicle warranty start date. Customers must unlock the navigation service trial by activating the eligible vehicle with a FordPass member account. After the complimentary trial, the connected navigation service will terminate, and the system will revert to embedded offline navigation. Service contract is required for connected navigation services. Connected service and features depend on compatible AT&T network availability. Evolving technology/cellular networks/vehicle capability may limit functionality and prevent operation of connected features. The FordPass App, compatible with select smartphone platforms, is available via download. Message and data rates may apply. **2.** Restrictions may apply. See your dealer for details. **3.** Driver-assist features are supplemental and do not replace the driver's attention, judgment and need to control the vehicle. Ford BlueCruise is a hands-free highway driving feature. Only remove hands from the steering wheel when in a Hands-Free Blue Zone. Always watch the road and be prepared to resume control of the vehicle. It does not replace safe driving. See Owner's Manual for details and limitations. Requires purchased 3-year connected service plan with regular map updates, the FordPass App and modem activation. **4.** Trial length and service availability may vary by model, model year or trim. Radio features, content and display may vary by vehicle. Some features may not be available while driving. Your trial subscription will automatically stop at the end of your trial period. Subscriptions offered and sold separately by SiriusXM for continued use after trial. Services are subject to the SiriusXM Customer Agreement and Privacy Policy available at siriusxm.com which includes complete terms and how to cancel which includes online methods or calling 1-866-635-2349. All fees, content and features are subject to change. **5.** Do not place additional floor mats or any other covering on top of the original floor mats. **6.** Ford Licensed Accessory.





SHOP THE COMPLETE COLLECTION | [accessories.ford.com](https://accessories.ford.com)

LARIAT™ SUPERCREW® 4x4 in Atlas Blue Metallic accessorized with adjustable-height bed rack,<sup>1</sup> crossbars and awning<sup>2</sup> all by Yakima®.



## Get Your Questions Answered

Discover Your Ford is your one-stop-shop to get all the questions you may have about the Ford F-150 Lightning™ pickup answered. You'll find Quick Tip Videos, feature deep-dives, and even monthly livestreams that answer viewers' questions live! The F-150 Lightning truck is the smartest, most innovative F-150® pickup that Ford has ever built. Get the most out of it with Discover Your Ford.

Check it out at [discoveryyourford.com](https://discoveryyourford.com).

• **Monthly Livestreams**

• **In-Depth Videos**

• **One-On-One Chats**

• **Quick Tip Videos**



## FordPass. Built to Keep You Moving.™

Download the FordPass™ App<sup>5</sup> to access complimentary remote features<sup>6</sup> including start/stop and lock/unlock, find and activate public charging, keep an eye on your home charge sessions, and even plan a road trip right from the palm of your hand. You can also activate available Phone As A Key<sup>7</sup> to have your smartphone replace your traditional key fob.

**5.** The FordPass App, compatible with select smartphone platforms, is available via download. Message and data rates may apply. **6.** FordPass Connect, the FordPass App, and complimentary Connected Service are required for remote features (see FordPass Terms for details). Connected service and features depend on compatible AT&T network availability. Evolving technology/cellular networks/vehicle capability may limit functionality and prevent operation of connected features. Connected service excludes Wi-Fi hotspot. **7.** Available on select vehicles. Requires feature activation. Not compatible with all mobile phones.



SCAN TO DOWNLOAD  
or visit [FordPass.com](https://fordpass.com)  
Data rates may apply.

**Ford Credit®** Get the ride you want. Whether you plan to lease or buy, Ford Credit has the option that's right for you. Ask your Ford Dealer for details or visit us online at [ford.com/finance](https://ford.com/finance).

**Ford Insure.** Insurance that lets you earn discounts for safe driving, offering a maximum discount of 40% off your auto insurance. Ford Insure works with your 2022 F-150 Lightning pickup to gauge driving habits and calculate a discount based on how you drive. Visit [fordinsure.com](https://fordinsure.com) to learn more.

*American Road Services Company LLC (a Ford affiliate) is the licensed insurance agency offering Ford Insure and is underwritten by Nationwide Mutual Insurance Company and affiliates. Home Office: Columbus, OH. Ford Motor and Ford Credit are not insurance companies or agents. Subject to underwriting guidelines, review and approval. Details and availability varies; program criteria differ in California. Discounts do not apply to all coverage elements; actual savings vary by state, coverage selections, rating factors and policy changes.*

**Ford Licensed Accessories (FLA)** are warranted by the accessory manufacturer's warranty. FLA are designed and developed by the accessory manufacturer and have not been designed or tested to Ford Motor Company engineering requirements. Contact your Ford Dealer for details and/or a copy of all limited warranties.

**Ford Original Accessories.** They're warranted for whichever provides you the greatest benefit: 24 months/unlimited mileage, or the remainder of your Bumper-to-Bumper 3-year/36,000-mile (whichever comes first) New Vehicle Limited Warranty.

**Ford Protect™ Extended Service Plans.** Whether you purchase or lease your Ford vehicle, insist on genuine Ford Protect extended service plans. Ford Protect has a variety of plans to give you peace-of-mind protection whether you want vehicle component or maintenance coverage. Plus, they are fully backed by Ford and honored at all Ford dealerships in the U.S., Canada and Mexico. When you visit your dealer, insist on genuine Ford Protect extended service plans.

**New Vehicle Limited Warranty.** We want your Ford F-150 Lightning ownership experience to be the best it can be. Under this warranty, your new vehicle comes with 3-year/36,000-mile bumper-to-bumper coverage (whichever comes first), 5-year/60,000-mile Powertrain Warranty coverage (whichever comes first), 5-year/60,000-mile safety restraint coverage (whichever comes first), and 5-year/unlimited-mile corrosion perforation (aluminum panels do not require perforation) coverage (whichever comes first) – all with no deductible. F-150 Lightning unique electric components are covered during the Hybrid/Electric Unique Component Coverage, which lasts for 8 years or 100,000 miles (whichever comes first). Please ask your Ford Dealer for a copy of these limited warranties.

**Roadside Assistance.** Covers your vehicle for 5 years or 60,000 miles (whichever comes first), so you have the security of knowing that help may be only a phone call away. Should you run out of charge, you can choose where you would like to have your vehicle towed for a recharge: your home, a public charge station or an EV-certified Ford Dealership. Ford also provides assistance if you lock yourself out of the vehicle or need to be towed to a dealer for repair.

**1.** Consult Owner's Manual for details on vehicle carrying capacities. **2.** Requires Yakima removable roof rack and crossbars or any Yakima bed rack. **3.** The federal tax credit is a potential future tax savings. The amount of your tax savings will depend on your individual tax circumstances. Please consult with your own tax or legal professional to determine eligibility, specific amount of incentives or rebates available. The federal tax credit amount may be reduced according to credit phase-out rules. Incentives and additional rebates are not within Ford's control. This information does not constitute tax or legal advice. For additional information, go to <https://www.afdc.energy.gov/laws/409>. **4.** Scheduled maintenance costs based on recommended service schedule as published in the Owner's Manual. Analysis reflects Ford Motor Company's standard method for calculating scheduled maintenance cost, and reflects data available in 2020.

Ford and Oval Device, 911 Assist, Active Motion, Active Park Assist, AdvanceTrac, AppLink, BLIS, BlueOval, BoxLink, Built Ford Tough, F-150, F-150 Lightning, F-Series, Ford Co-Pilot360, Ford Credit, Ford Protect, FordPass, FordPass. Built to Keep You Moving., LARIAT, MyKey, Platinum, Pro Trailer Backup Assist, Roll Stability Control, RSC, Safety Canopy, SecuriCode, SOS Post-Crash Alert System, SuperCrew, SYNC, Tough Bed and related marks are trademarks of Ford Motor Company.

Amazon, Alexa, and all related logos and marks are trademarks of Amazon.com, Inc. or its affiliates. Android Auto is a trademark of Google LLC. Apple CarPlay is a trademark of Apple Inc., registered in the U.S. and other countries. BANG & OLUFSEN and B&O are registered trademarks of Bang & Olufsen Group. Licensed by Harman Becker Automotive Systems Manufacturing Kft. All rights reserved. HD Radio is a proprietary trademark of iBiquity Digital Corporation. McGard is a registered trademark of McGard LLC. Miko is a registered trademark of Miko s.r.l. SiriusXM, Pandora and all related logos are trademarks of Sirius XM Radio Inc. and its respective subsidiaries. Yakima is a registered trademark of Yakima Products Inc.

Comparisons based on competitive models (class is Full-Size Pickups under 8,500 lbs. GVWR), publicly available information and Ford certification data at time of initial release. Vehicles may be shown with optional equipment. Features may be offered only in combination with other options or subject to additional ordering requirements/limitations. Dimensions shown may vary due to optional features and/or production variability. Information is provided on an "as is" basis and could include technical, typographical or other errors. Ford makes no warranties, representations, or guarantees of any kind, express or implied, including but not limited to, accuracy, currency, or completeness, the operation of the information, materials, content, availability, and products. Ford reserves the right to change product specifications, pricing and equipment at any time without incurring obligations. Your Ford Dealer is the best source of the most up-to-date information on Ford vehicles.

©2022 Ford Motor Company

22LIGPDF



[Ford.com/F150Lightning](https://ford.com/F150Lightning)

# POTENTIAL INCENTIVES<sup>3</sup>

You may qualify for as much as

# \$7,500

in federal tax incentives for purchasing an all-electric Ford vehicle.

Depending on where you live and your personal tax situation, you may qualify for federal, state and city tax incentives for driving an all-electric vehicle.

You can learn more at [afdc.energy.gov/laws/409](https://afdc.energy.gov/laws/409).

# LESS SCHEDULED MAINTENANCE

Scheduled maintenance costs for the Ford F-150 Lightning™ pickup are estimated to be

**more than 40 percent less**

than the average scheduled maintenance costs for a gas-powered F-150® pickup over 8 years/100,000 miles (whichever comes first).<sup>4</sup>