

2016 | **TRANSIT**





WHAT YOU WANT. THE WAY YOU WANT IT.

Transit comes as a Van, Wagon, Cutaway or Chassis Cab. And with multiple roof heights, wheelbases, frame lengths and body lengths, we can build the configuration that suits the way you work.

VAN

Configurations

- 2 Wheelbases
- 3 Roof Heights
- 3 Body Lengths
- 3 Engines

WAGON

Configurations

- 2 Wheelbases
- 3 Roof Heights
- 3 Body Lengths
- 3 Engines

CUTAWAY & CHASSIS CAB

Configurations

- 3 Wheelbases
- 3 Frame Lengths
- 2 Engines

*Transit 150 MR LWB Van. Blue Jeans. Transit 350 HR LWB Wagon. Oxford White. Transit 350 HD LWB Chassis Cab. Race Red.
Available and aftermarket upfit equipment.*

2016 **TRANSIT**
ford.com



PROVEN GASOLINE ENGINES.

We know how hard your van works for you 24/7. You need power. Reliability. And efficiency. The 2 gasoline engines that power Transit have been designed, built and tested to our uncompromising Built Ford Tough® standards – already proving their hardworking ability in over 700,000 Ford F-Series trucks.

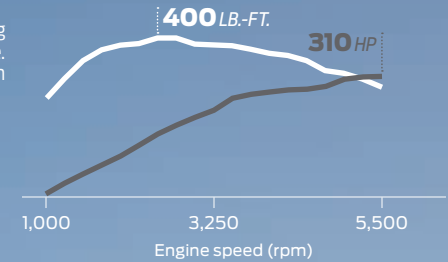
Towing and hauling are made easy by the standard 6-speed SelectShift® automatic transmission. It has selectable tow/haul mode¹ to compensate for grade and load, while also reducing gear hunting when towing or hauling heavy cargo.

3.5L EcoBoost®

The 2016 Ford Transit 150 regular wheelbase Wagon equipped with the available 3.5L EcoBoost engine has 46% better EPA-estimated highway fuel economy rating than the 2014 Ford E-Series 350 Wagon equipped with the available 6.8L V10 engine. Instantaneous low-end torque and 310 hp are the result of direct injection, which delivers a precise amount of fuel to optimize efficiency and power. Twin intercooled turbochargers spool up far more quickly than a conventional single turbo.

EPA-estimated rating of 15 city/19 hwy/16 combined mpg (LR/MR RWB Wagon). Actual mileage will vary.

A best-in-class gas torque rating of 400 lb.-ft.² makes the 3.5L EcoBoost¹ the perfect choice if your work requires extra cargo-hauling capacity.

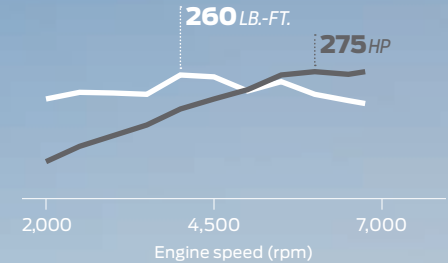


3.7L Ti-VCT V6

The 2016 Ford Transit 150 regular wheelbase Wagon equipped with the standard 3.7L Ti-VCT engine has 12% better EPA-estimated highway fuel economy rating than the 2014 Ford E-Series 150 Wagon equipped with the standard 4.6L V8 engine, with much of the credit due to twin independent variable camshaft timing (Ti-VCT) technology. Ti-VCT optimizes combustion at all engine speeds to increase low-speed torque and top-end power, while also boosting fuel efficiency and improving cold-start operation.

EPA-estimated rating of 14 city/18 hwy/16 combined mpg (LR/MR RWB Wagon). Actual mileage will vary.

Alternative fuel options include a CNG/Propane Gaseous Engine Prep Package¹ that readies your truck to be run on compressed natural gas (CNG), on propane auto gas, or as a bi-fuel vehicle with the ability to switch between CNG or propane and gasoline.



BEST-IN-CLASS GAS ENGINE TORQUE  **400 LB.-FT.²**

TURBOCHARGED¹



DIRECT



INJECTION¹

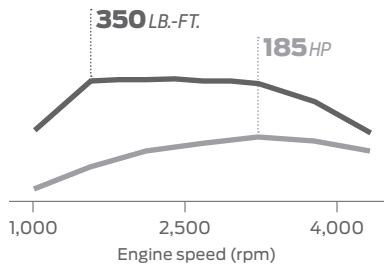
Transit 350 HD HR LWB EL Van. Oxford White. Available equipment.

¹Available feature. ²When equipped with the available 3.5L EcoBoost V6 engine. Class is Full-Size Vans based on Ford segmentation.

2016 **TRANSIT**
ford.com



3.2L Power Stroke® I-5 Turbo Diesel



DIESEL POWER ON DEMAND.

When the work demands that your engine must run for many hours a day under constant idling and stop-and-go conditions, then our 3.2L Power Stroke I-5 Turbo Diesel¹ delivers. It's the latest generation of an engine that has proven itself worldwide for years.

For maximum flexibility, 90% of the 3.2L's peak torque is available from 1,500 to 2,750 rpm. Quick-start glow plugs offer fast startups at temperatures as low as -10°F. A Variable Geometry Turbocharger helps deliver instantaneous power. A precise amount of fuel is injected directly into each cylinder to optimize efficiency. And when you're on the move, common-rail piezoelectric fuel injectors deliver multiple injections per combustion cycle for improved performance.

Rigorous testing proved this engine is ready for heavy-duty assignments. This included more than 4,000 hours of dyno-testing. In one of these dyno tests, 750 hours were conducted at max. engine power – the equivalent of 14 non-stop round-trips from New York to Los Angeles. Testing simulated 10 years of service over 150,000 miles, including climbing tough grades, and testing in hot and cold ambient temperature conditions.




¹Available feature.

THERE'S A SIZE FOR EVERY JOB.

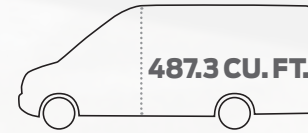
Transit is available in 3 roof heights – low (LR), medium (MR) and high (HR) – so you can take on loads that others would have to leave behind.

Choose the Transit Van that's best for where and how you work. When you're working in urban areas, the Transit LR Van fits under the 7-ft. clearance in public parking garages. When you need to transport bigger volumes, Transit Van offers a best-in-class gas-powered max. cargo capacity.^{1,2}

75% more cargo capacity than Ford E-Series Van. That equates to an extra 209 cu. ft. in Transit HR Extended Length Van – or the equivalent of a 6-ft. stack of 4' x 8' sheets of insulated foam boards. Transform your productivity overnight by saving yourself an extra trip – or possibly even a day of work.



7-FT. ROOF CLEARANCE¹



487.3 CU. FT. MAX. CARGO CAPACITY¹

Transit 250 LR LWB Van. Ingot Silver. Transit 250 MR LWB Van. Caribou. Transit 250 HR LWB Van. Ingot Silver. Available equipment.

¹When properly equipped. ²Class is Full-size Vans based on Ford segmentation. Excludes diesel competitive models.

2016 **TRANSIT**
ford.com





STANDS HEAD AND SHOULDERS ABOVE THE COMPETITION.

Transit is always up to the task. Whatever trade you're in or job you do, you can configure a Transit that's perfect for how you work.

Best-in-class cargo height¹ in the HR Van lets you carry the biggest items. And 237° swing-out rear cargo doors^{1,2} offer quick and easy access.

Max. payload increases 500 lbs. or more, across the board, in Transit Van versus comparable E-Series vans. At up to 4,560 lbs.,¹ this increase in hauling capacity helps Transit master even the toughest of challenges. And an impressive gross vehicle weight rating (GVWR) of up to 10,360 lbs. comes in handy when extra muscle is required.

Built Ford Tough[®] is built into the DNA of Transit. Every technological advance found in Transit must pass our exhaustive engineering standards.

Our obsession with durability is what drove us to punish Transit development vehicles for more than 7 million customer-equivalent miles. We started test vehicles at -40°F and at over 14,500 ft. We had them tow fully laden trailers up long inclines in 120°F heat. Transit underwent 250,000 door slam testing cycles. That's nearly 3 times as much testing as a traditional retail vehicle. This all adds up to a Transit that is designed to do its job all day, every day, and for many years to come.



EASY ACCESS SAVES TIME. AND TIME IS MONEY.

Transit Van is designed to allow quick pickups and drop-offs. There's a built-in rear bumper step to help you hop in and hop out. The cargo box floor is flat, with near-vertical sides for maximum usable space.

Configure the cargo doors to suit your job with a single sliding passenger-side door,¹ dual sliding side doors,¹ or 60/40 swing-out passenger-side doors.¹ The swing-out rear cargo doors check at 90° and can be opened to a full 180° with a Regular Wheelbase or 237° with a Long Wheelbase.²

Secure when and how you need it. The standard Remote Keyless Entry System is configurable to suit how and where you work. Your Ford Dealer can program the remote control in your Transit to lock and unlock a number of different combinations of doors to better suit your needs.

Multiple tie-down hooks help you secure your load in place quickly and easily. We've mounted them on the sidewalls to leave the cargo box floor free from obstructions.



¹Available feature. ²When properly equipped.



TAKE YOUR WORKSHOP WITH YOU.

Transit Van is ideal for the custom storage and shelving systems available through your local Ford Dealer.

16 upfit ship-thrus make it easy – and 12 of these are located within 30 miles of the Kansas City Assembly Plant where Transit is built. Take your pick of the vocation-specific products available from some of the largest upfitters in the business – including Leggett & Platt CVP, Adrian Steel,[®] Sortimo by Knapheide, MobilityWorks,[®] and more – at transitupfits.com. You can also use the upfit configurator to see how easily you can adapt your Transit to suit your individual needs.

Choose from a wide range of products designed to suit different trades, such as cargo dividers, multi-racks, bulkheads and sliding platforms. Use your imagination by combining a generous cargo space with these innovative storage solutions to create one hard-working vehicle for yourself.

Power at the ready. Available absorbent glass mat (AGM) batteries use acid-infused fiberglass to provide improved cycling durability over standard flooded lead acid designs. These batteries allow for a greater number of discharge/recharge cycles during the battery lifetime. Available in single or dual, with the dual installation providing both increased capacity and increased cranking capability.



TAKES CARE OF YOU AND YOUR PASSENGERS.

Transit Wagon is designed to maximize your productivity while keeping your passengers happy. You can enjoy the convenience of cruise control¹ and automatic headlamps.¹ Your passengers will appreciate ample head, shoulder and hip room – plus full carpeting throughout on all XLT versions.

A center aisle for most configurations combines with easy access through wide-opening side doors and ample leg room to allow fast and hassle-free pickups and drop-offs. And to keep everyone feeling good, rear air conditioning is standard in all XLT and Long Wheelbase versions.



Transit 350 HD LWB EL XLT Wagon. Ingot Silver. Available equipment.

¹Available feature.

2016 **TRANSIT**
ford.com

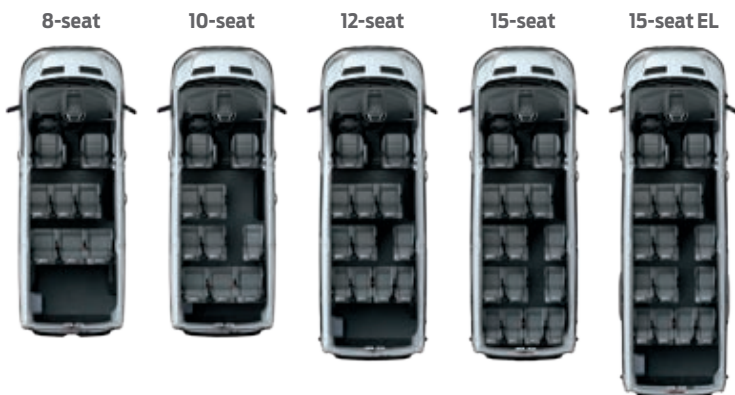


CONFIGURABLE. FOR HOW YOU WORK.

Transit Wagon is available in Low Roof, Medium Roof and High Roof configurations. Best-in-class passenger compartment height¹ makes it easier to find a seat in the back of Transit High Roof Wagon without bumping your head – even if you’re 6’4” tall. And available 237^o swing-out rear cargo doors offer easy access.

You can choose from 8-, 10-, 12- or 15-passenger versions to suit your specific requirements. When you need to carry extra luggage, 15-passenger versions of Transit Wagon Extended Length offer best-in-class factory-built cargo capacity – 100.5 cu. ft. – behind the last row of seats.

Safety takes top priority in Transit Wagon with standard front and front-seat side airbags for the driver and front passenger. Safety Canopy[®] System with side-curtain airbags for all seating rows. And the 15-passenger wagon features the industry’s first 5-row side-curtain airbag.²



¹Available feature. ²Always wear your safety belt and secure children in the rear seat.



PERSONALIZED. COMMAND IT WITH YOUR VOICE.

Voice-activated SYNC^{®1} technology helps you keep your eyes on the road and hands on the wheel. SYNC. Say the word.[®]

- **Hands-free calling** lets you make a call with a simple push of a button along with the sound of your voice.
- **Automatic phone book download** transfers the names and numbers in your compatible phone automatically, once paired.
- **Voice-activated music commands** let you say what music you want to hear and listen to it easily with voice-activated search, or say "Bluetooth[®] audio" to stream content from your phone.
- **SYNC AppLink^{™2}** lets you control some of your favorite compatible mobile apps with your voice.
- **911 Assist^{®3}** is a convenient no-charge feature that allows you to connect your compatible cell phone to help call 911 in the event of an accident.

Upgrade to SYNC 3.¹ Our next generation of voice-activated technology with an easy-to-use new design and features.

- **New hardware meets new software** on the easy-to-read color LCD touch screen that displays phone, audio and navigation⁴ functions.
- **High-speed performance** means you'll experience quick responses to your commands. Plus, the capacitive touch screen includes a convenient swipe feature similar to your smartphone (as well as pinch-to-zoom capability within navigation⁴).
- **Enhanced voice recognition** lets you talk with simple, real-world voice commands and the system responds naturally to your voice.
- **Easy destination entry** feature within navigation⁴ helps you locate your favorite restaurants, nearest ATM and more.
- **Siri[®] seamless integration** brings the power of Siri Eyes Free⁵ and your iPhone^{®5} into your vehicle.
- **Automatic updates over Wi-Fi^{®6}** let you keep SYNC 3 up-to-date with the latest software as new updates become available.



| SYNC

Transit XLT Wagon. Pewter cloth trim. SYNC 3. Available equipment.

¹Available feature. Driving while distracted can result in loss of vehicle control. Only use SYNC/other devices, even with voice commands, when it is safe to do so. Some features may be locked out while the vehicle is in gear. Not all features are compatible with all phones. ²Available feature. SYNC AppLink is available on select models and compatible with select smartphone platforms. Commands may vary by phone and AppLink software. ³The vehicle's electrical system (including the battery), the wireless service provider's signal and a connected mobile phone must all be available and operating for 911 Assist to function properly. These systems may become damaged in a crash. The paired mobile phone must be connected to SYNC, and the 911 Assist feature enabled, in order for 911 to be dialed. When the feature is ON, 911 Assist uses your paired and connected mobile phone to assist occupants to contact emergency services by dialing 911 if your airbag deploys or, on certain vehicles, if the emergency fuel pump shut-off is activated. Aftermarket on-board diagnostic devices may interfere with various vehicle systems including Vehicle Health Report and 911 Assist. To avoid interference, remove the device or contact the device maker for more information on compatibility. ⁴Available feature. ⁵You must have a Bluetooth-enabled phone paired to your SYNC system. ⁶Optional Navigation System map updates cannot be received via Wi-Fi and require a separate update.

2016 TRANSIT
ford.com





COMFORTABLE. HARD WORKING.

The cab is extremely spacious, with ample head clearance and shoulder room. And it helps you find your preferred driving position with a tilt/telescoping steering column.

Work at peak efficiency wherever your work takes you with a 110V power outlet¹ that can help keep your laptop and electrical equipment charged.

Reverse with confidence using the rear view camera. When you select Reverse, the image from the camera is displayed automatically in the rearview mirror (or 4" multifunction display or 6.5" SYNC[®] 3 screen if equipped), with marker lines superimposed to show where you're heading. The rear view camera is standard on all Transit Vans and Wagons, and available on Cutaways and Chassis Cabs.

Stay comfortable on the road with standard front air conditioning, power windows and door locks, an AM/FM stereo with 2 front speakers, and an auxiliary audio input jack. The front bucket seats include adjustable head restraints, and the driver's seat has an inboard armrest. Extra convenience is available at the touch of a button with 10-way power driver and front-passenger seats,¹ as well as long-arm, power, heated sideview mirrors with turn signal indicators!¹

SiriusXM[®] Satellite Radio¹ welcomes you to the World of SiriusXM.² Enjoy more than 150 channels including commercial-free music, plus live sports, news and exclusive entertainment, with a 6-month trial subscription to the All Access package included with your new vehicle. You'll hear every channel available, plus you can listen online and on the SiriusXM app.²

Navigation¹ with SiriusXM Traffic and Travel Link^{®1} includes a 5-year complimentary SiriusXM Traffic and Travel Link² trial subscription. Global Positioning System (GPS) technology is combined with 3-D mapping and provides voice-guided turn-by-turn directions. With SiriusXM Traffic and Travel Link, you'll get detailed traffic information, plus current and forecasted weather, gas station locations and prices, sports scores and schedules, and movie theater locations with show listings and times.

(((SiriusXM)))

Transit XLT Wagon. Charcoal cloth trim. Available equipment.

¹Available feature. ²SiriusXM Satellite Radio, SiriusXM Traffic and SiriusXM Travel Link subscriptions are sold separately or as a package by SiriusXM after your trial period, and are continuous until you call SiriusXM at 1-866-635-2349 to cancel. If you decide to continue service after your trial, the subscription plan you choose will automatically renew thereafter and you will be charged according to your chosen payment method at then-current rates. Fees and taxes apply. All fees and programming subject to change. See Customer Agreement for complete terms and more information at www.siriusxm.com.

2016 **TRANSIT**
ford.com





Transit 350 HD LWB EL Cutaway and Transit 350 HD RWB Cutaway. Oxford White. Shown with aftermarket upfit. Transit 350 HD RWB Chassis Cab. Ingot Silver. Available equipment. (Below.)

BACKBONE OF YOUR BUSINESS.

Whether you need a shuttle bus, flatbed or cube truck, Transit Cutaway or Chassis Cab provides the perfect base on which to build a tough work vehicle customized to your needs.

Cutaway has an open passenger compartment so it can be paired with specialty body modules, such as shuttle bus or school bus bodies.

Chassis Cab has an enclosed passenger compartment and bare frame ready to accept aftermarket body modules, ranging from custom cargo delivery to utility body.

A fully welded platform underpins the entire cab area. Frame rails are reinforced with boron steel to add strength and save weight. And there's a completely clean box section. Frame rail extension adapters enable an 18' frame upfit, providing even more opportunities to build exactly the Transit you want.

Expert care for your Transit is available from over 3,000 Ford Dealers nationwide – and 647 of these are Ford Business Preferred Network (BPN) Dealers, offering additional dedicated commercial vehicle support.

Transit Cutaway & Chassis Cab	250 SRW		350 SRW	350 HD DRW		
	Regular	Long	Long	Regular	Long	Long EL
Wheelbase (in.)	138	156	156	138	156	178
Max. Capabilities (lbs.)¹						
GVWR	9,000		9,500	9,950 and 10,360		



TRANSIT SPECIFICATIONS



Kansas City Assembly Plant. Transit is built right here in the USA, rolling off our state-of-the-art production line. Made – with pride – by hardworking people just like you.

POWERTRAINS

	3.7L Ti-VCT V6	3.5L EcoBoost® V6	3.2L Power Stroke® I-5 Turbo Diesel
Configuration	DOHC	DOHC	DOHC
Fuel injection	Sequential electronic	Direct-injection	Direct-injection
Induction system	Naturally aspirated	Twin-turbocharger; intercooled	Single-sequential turbocharger; intercooled
Cylinders	6	6	5
Cylinder heads	Aluminum	Aluminum	Aluminum
Block material	Aluminum	Aluminum	Cast iron
Bore/stroke	3.76"/3.41"	3.64"/3.41"	3.54"/3.96"
Compression ratio	10.5:1	10.0:1	15.8:1
Transmission	6-speed SelectShift® automatic	6-speed SelectShift automatic	6-speed SelectShift automatic
Horsepower @ rpm	275 @ 6,000	310 @ 5,500	185 @ 3,000
Torque lb.-ft. @ rpm	260 @ 4,000	400 @ 2,500	350 @ 1,500–2,500
Recommended fuel	Regular unleaded or E85 ¹	Regular unleaded	Ultra-low-sulfur diesel or B20 (containing 20% or less biodiesel)
Fuel economy – EPA-estimated ratings (LR/MR RWB Wagon)	14 city/18 hwy/16 combined mpg ²	15 city/19 hwy/16 combined mpg ²	Not EPA rated

¹Restrictions apply. ²Actual mileage will vary. ³Always wear your safety belt and secure children in the rear seat.

STANDARD FEATURES

Mechanical

3.7L Ti-VCT V6 engine (SRW Van and Wagon; standard on Cutaway/Chassis Cab)
 3.5L EcoBoost V6 engine (DRW Van and Wagon)
 6-speed SelectShift automatic transmission
 Alternator – 150-amp
 Auxiliary fuel port
 Battery – Single, 70-amp-hr (gas only)
 Fuel tank – 25-gallon
 Hill start assist
 Horn – Dual-note electric
 Steering – Power-assisted rack-and-pinion
 Suspension – Front: independent MacPherson-strut and stabilizer bar; rear: leaf springs and heavy-duty gas shock absorbers
 Tires – 235/65R16 BSW all-season (SRW)
 Tires – 195/75R16 BSW all-season (DRW)

Interior

12V powerpoints – 1 in instrument panel; 1 in center console
 Auxiliary audio input jack
 Center stack console with integrated gear shifter
 Driver/front-passenger sun visors – Vinyl-trimmed
 Front dome lamp with map lights and theater-dimming feature
 Front overhead console (n/a on Low Roof models)
 Glove compartment
 Grab handle on passenger-side A-pillar
 Instrumentation – Speedometer (mph/kph) with tachometer, coolant temperature and fuel level
 Lighting – Accessory delay (10-minute) and configurable with 30-minute auto shut-off
 Power windows and door locks (includes autolocking-on-drive feature)
 Remote Keyless Entry System with 2 key fobs
 Seating – Front bucket seats with adjustable head restraints (includes driver's side inboard armrest)
 Steering wheel – 4-spoke polyurethane
 Tilt/telescoping steering column

Exterior

Antenna – Front fender-mounted
 Bumper – Black-molded front with lower valance
 Easy Fuel® capless fuel filler
 Tinted glass (optional with RV Prep Package on Wagon XLT)
 Wipers – Variable-intermittent

Safety & Security

AdvanceTrac® with RSC® (Roll Stability Control™)
 Airbags³ – Driver and front-passenger front
 Airbags³ – Front-seat side
 Airbags³ – Safety Canopy® System with side-curtains for 1st row (Van and Cutaway/Chassis Cab)
 Airbags³ – Safety Canopy System with side-curtains for all rows (Wagon)
 Brakes – Power 4-wheel disc with Anti-Lock Brake System (ABS)
 Safety belts – 3-point, all positions
 SOS Post-Crash Alert System™
 Tire Pressure Monitoring System (excludes spare; SRW only)

TRANSIT VAN

Standard Features

Includes all standard features, plus:

Mechanical

16" silver steel wheels with black hubcaps (silver front hubcaps on DRW)
Full-size spare wheel and tire

Seating

2-passenger
2-way manual driver and passenger seats with driver's armrest
Pewter vinyl seats

Interior

AM/FM stereo with 2 front speakers and digital clock
Air conditioning – Front only
Cargo area tie-down hooks
Flooring – Vinyl front
Headliner – Cloth, front only
Rear compartment lighting
Rear view camera with trailer hitch assist
Rearview mirror (when equipped with rear-door glass)
Step well pads – Black plastic
Windows – No cargo area windows

Exterior

Bodyside moldings – Black
Bumper – Black-molded rear with integrated step
Cargo doors – Rear, 180° swing-out (RWB)
Cargo doors – Rear, 237° swing-out (LWB and LWB EL)
Center high-mounted stop lamp (CHMSL)
Grille – Black with black surround
Headlamps – Halogen with black trim
Side door – 60/40 swing-out passenger-side (LR)
Side door – Sliding passenger-side (MR and HR)
Roof and side marker lamps (DRW)
Mirrors – Black, power sideview, short-arm

Safety & Security

Passenger-side airbag¹ deactivation switch (n/a with passenger seat delete or passenger-side door delete options)

Available Options

Mechanical

3.5L EcoBoost® V6 engine
3.2L Power Stroke® 1-5 Turbo Diesel engine (restrictions apply; includes cruise control with message center, dual batteries and PTC heater)
Alternator – Heavy-duty (included with Ambulance Prep Package)
Battery – Dual heavy-duty absorbent glass mat (AGM) (standard with diesel engine and included with Ambulance Prep Package)
Battery – Single absorbent glass mat (AGM) (requires gas engine)
Engine block heater (recommended when minimum temperature is 10°F or below; optional on all engines)
Manual Regenerative Initiation (requires diesel engine)
Manual Regenerative Initiation with Active Regenerative Inhibitor (requires diesel engine)
Trailer brake controller (requires Heavy-Duty Trailer Tow Package)
16" black steel wheels with silver-styled covers (SRW only; included with Exterior Upgrade Package)
16" aluminum wheels (n/a with 9,500 lbs. GVWR or greater; includes locking lug nuts)
Full-size spare wheel and tire delete (DRW only)

Seating

Pewter cloth, 2-way manual driver and passenger seats with manual recline, inboard armrests, and driver's manual lumbar
Pewter cloth, 2-way manual driver and passenger seats with manual recline, inboard armrests, and driver's manual lumbar (restrictions apply; 10,360 GVWR only; deletes side-curtain airbags; late availability)
Pewter vinyl, 2-way manual driver and passenger seats with manual recline and driver's armrest (restrictions apply; 10,360 GVWR only; deletes side-curtain airbags; late availability)
Charcoal cloth, 2-way manual driver and passenger seats with manual recline, inboard armrests, and driver's manual lumbar
Charcoal cloth, 2-way manual driver and passenger seats with manual recline, inboard armrests, and driver's manual lumbar (restrictions apply; 10,360 GVWR only; deletes side-curtain airbags; late availability)
Pewter cloth, 10-way power driver and 2-way manual passenger seats with inboard armrests (n/a on LWB Diesel 9,250-lb. configuration)
Charcoal cloth, 10-way power driver and 2-way manual passenger seats with inboard armrests (n/a on LWB Diesel 9,250-lb. configuration)
Pewter leather trim, 10-way power driver and passenger seats with inboard armrests (n/a on LWB Diesel 9,250-lb. configuration)
Passenger seat delete (also deletes passenger-side front airbag; 10,360 GVWR only), Pewter vinyl, 2-way manual driver's seat only with manual lumbar and inboard armrest
Passenger seat delete (also deletes passenger-side front airbag), Pewter cloth, 10-way power driver's seat only with manual lumbar and inboard armrest (n/a on LWB Diesel 9,250-lb. configuration)

Interior

AM/FM stereo with single-CD player, 4" multifunction display and 4 speakers (2 front and 2 rear)
AM/FM stereo with single-CD player, 4" multifunction display, HD Radio,² SiriusXM[®] Satellite Radio with 6-month All Access trial subscription and 4 speakers (2 front and 2 rear)
AM/FM stereo with single-CD player, 4" multifunction display, message center, SYNC[®] with MyFord[®] and 6 speakers (4 front and 2 rear); leather-wrapped steering wheel with controls for audio and multifunction display; includes illuminated driver and passenger sun visors on LR vans (requires cruise control)
AM/FM stereo with single-CD player, 4" multifunction display, message center, SYNC with MyFord, HD Radio, SiriusXM Satellite Radio with 6-month All Access trial subscription and 6 speakers (4 front and 2 rear); leather-wrapped steering wheel with controls for audio and multifunction display; includes illuminated driver and passenger sun visors on LR vans (requires cruise control)
AM/FM stereo with SYNC 3, 6.5" color LCD touch screen and Navigation including SiriusXM Traffic and Travel Link[®] with 5-year subscription, HD Radio, SiriusXM Satellite Radio with 6-month All Access trial subscription and 6 speakers (4 front and 2 rear); leather-wrapped steering wheel with controls for audio and multifunction display; lane-keeping alert with driver alert; includes illuminated driver and passenger sun visors on LR vans (requires cruise control)
6 speakers (4 front and 2 rear; only available as an upgradeable option to Radio Prep Package)
Air conditioning (restrictions apply) – Front/rear, driver-controlled (requires Reverse Sensing System on LR vans; includes heavy-duty alternator with gas engines; n/a with Auxiliary Heater/AC Prep Package without rear controls; includes polypropylene panels)
All-weather front floor mats (only available with carpeted floor covering)
Auxiliary fuse panel (requires heavy-duty alternator and dual heavy-duty batteries; includes Modified Vehicle Wiring System; included with User-defined upfitter switches)
Carpeted cargo floor mat
Complete headliner (restrictions apply; LR van only; requires Reverse Sensing System)
Cruise control with message center (full trip computer and engine-hour meter)
Flooring – Front carpeting
Flooring – Vinyl front and rear (included in Interior Upgrade and Load Area Protection Packages; n/a with front/rear driver-controlled air conditioning)
Ford Telematics[™] powered by Telogis^{®2}
Power inverter (restrictions apply) – 12V to 110V (requires dual heavy-duty batteries)
Powerpoint – 12V rear

Radio delete (deletes radio, speakers, grilles, wiring and antenna)
Reverse Sensing System
Spray-in cargo floor liner (restrictions apply; requires front carpeted floor covering)
User-defined upfitter switches (4; requires heavy-duty alternator and dual batteries; includes Modified Vehicle Wiring System, customer connection point and auxiliary fuse panel)
Vinyl sun visors with illuminated vanity mirrors (driver and passenger; restrictions apply; included in Interior Upgrade Package)

Exterior

Autolamp with rain-sensing wipers
Sliding passenger-side door (LR)
Dual sliding side doors (MR and HR)
Front license plate bracket (standard in states requiring 2 license plates and optional in all others)
Mirrors – Short-arm, power, heated sideview with turn signal indicators
Mirrors – Long-arm, power sideview
Mirrors – Long-arm, power, heated sideview with turn signal indicators
Privacy glass (includes rear-window defroster)
Rear-window defroster (requires fixed rear-door glass)
Remote Start System (n/a with manual windows and door locks)
Running board (n/a with dual sliding side doors)
Windows – Fixed rear-door glass
Windows – Fixed rear-door glass with fixed passenger-side door glass
Windows – Fixed rear-door glass with flip-open passenger-side door glass (requires sliding passenger-side door and privacy glass)
Windows – Fixed rear-door glass with fixed driver and passenger-side door glass (requires dual sliding side doors)
Windows – Fixed rear-door glass with flip-open driver and passenger-side door glass (requires dual sliding side doors and privacy glass)
Windows – Fixed, all-around (n/a with dual sliding side doors; RWB and LWB only)
Windows – All-around with 4th-row flip-open glass (n/a with dual sliding side doors; LWB EL only)
Windows – All-around with 2nd-row driver's side flip-open glass and fixed 60/40 swing-out passenger-side door glass (optional with LR only; requires privacy glass)
Windows – All-around with 2nd-row driver and passenger-side flip-open glass; and 4th-row flip-open glass (LWB EL only; requires privacy glass; n/a with dual sliding side doors)
Windows – All-around with 2nd-row driver and passenger-side flip-open glass (SRW LWB with sliding passenger-side door only; requires privacy glass)

Safety & Security

Backup alarm²
Keys – 2 additional (4 total; manual keys with manual door locks; remote keyless entry key fobs included if equipped with power door locks)
MyKey[®] (restrictions apply; requires SecuriLock[®] Passive Anti-Theft System; includes level 2 instrument cluster; n/a with speed-limiting options, radio delete, Radio Prep Package or Ford Customer Service Division remote start)
Perimeter anti-theft alarm (requires SecuriLock Passive Anti-Theft System; n/a with manual windows and door locks)
SecuriCode[™] keyless entry keypad (n/a with manual windows and door locks)
SecuriLock Passive Anti-Theft System

Optional Packages³

Ambulance Prep Package
Auxiliary Heater/AC Prep Package without rear controls
Cargo Area LED Load Compartment Lighting Package (n/a with complete headliner)
CNG/Propane Gaseous Engine Prep Package
Exterior Upgrade Package
Heavy-Duty Trailer Tow Package
Interior Upgrade Package
Load Area Protection Package
Modified Vehicle Wiring System
Premium Package
Radio Prep Package
Smoker's Package
Trailer Wiring Provisions Package
16" White Steel Wheel Package (DRW)

Available Fleet-Only Options

Daytime running lamps
Manual windows and door locks (restrictions apply; deletes power windows and door locks; does not include remote keyless entry fobs)
Mirrors – Short-arm, manual, sideview (requires manual windows and door locks)
Mirrors – Short-arm sideview delete (available on Ambulance Prep Package; requires manual windows and door locks)
Mirrors – Long-arm, manual sideview (requires manual windows and door locks)
Speed limitation (65-, 70- and 75-mph governed top speed options)
16" white steel wheels with mini-cap and lug nut covers (SRW only)



¹Always wear your safety belt and secure children in the rear seat. ²Ford Licensed Accessory.

³Explanation of package contents follows specifications sections.

TRANSIT WAGON

XL Standard Features

Includes all standard features, plus:

Mechanical

16" silver steel wheels with black hubcaps (silver front hubcaps on DRW)

Full-size spare wheel and tire

Seating

2-way manual driver and front-passenger seats with manual recline and driver's armrest

8-passenger (standard with RWB)

12-passenger (standard with LWB)

15-passenger (standard with LWB EL)

Pewter vinyl seats

Interior

AM/FM stereo with 6 speakers (2 front and 4 rear) and digital clock

12V powerpoint – Located in rear of vehicle

Air conditioning – Front only (LR RWB)

Air conditioning – Front and rear (n/a on LR RWB)

Flooring – Vinyl front and rear

Headliner – Cloth, full-length

Rear compartment lighting

Rear view camera with trailer hitch assist

Rearview mirror

Step well pads – Black plastic

Windows – All-around with 4th-row flip-open glass (LWB EL only)

Windows – Fixed, all-around (n/a with dual sliding side doors; RWB and LWB only)

Exterior

Bodyside moldings – Black

Bumper – Molded-in-black rear with integrated step

Cargo doors – Rear, 180° swing-out (RWB)

Cargo doors – Rear, 237° swing-out (LWB and LWB EL)

Center high-mounted stop lamp (CHMSL)

Grille – Black with black surround

Headlamps – Halogen with black trim

Mirrors – Black, power sideview, short-arm

Roof and side marker lamps (DRW)

Side door – 60/40 swing-out passenger side (LR)

Side door – Sliding passenger side (MR and HR)

XL Available Options

Mechanical

16" black steel wheels with silver-styled covers (SRW only)

Seating

Pewter cloth, 2-way manual driver and front-passenger seats with manual recline, inboard armrests and driver's manual lumbar

Interior

Air conditioning – Front and rear

AM/FM stereo with single-CD player, 4" multifunction display and 6 speakers (2 front and 4 rear)

Cruise control with message center (full trip computer and engine-hour meter)

Flooring – Carpeted front and rear

Vinyl sun visors with illuminated vanity mirrors (driver and front passenger; restrictions apply)

Exterior

Autolamp with rain-sensing wipers

XLT Standard Features

Includes select XL features, plus:

Seating

2-way manual driver and front-passenger seats with manual recline, manual driver's lumbar, inboard armrests, and manual rear seats recline with inboard armrest (recline n/a in last row)

Pewter cloth seating surfaces

Interior

Air conditioning – Front and rear

AM/FM stereo with single-CD player, 4" multifunction display and 8 speakers (4 front and 4 rear)

Cruise control with message center (full trip computer and engine-hour meter)

Flooring – Carpeted front and rear

Rear dome light with map lights and theater-dimming feature

Vinyl sun visors with illuminated vanity mirrors (driver and front-passenger)

Exterior

Exterior Upgrade Package includes chrome headlamp trim, grille and grille surround, and 16" black steel wheels with silver-styled covers (SRW only)

Headlamps – Autolamp

Wipers – Rain-sensing

XLT Available Options

Seating

Pewter leather, 10-way power driver and front-passenger seats with inboard armrests

Interior

All-weather front floor mats (only available on models with carpeted floor covering)

Floor covering – Carpeted front (included in Builder's and RV Prep Packages)

Floor covering – Vinyl front and rear

XL and XLT Available Options

Mechanical

3.5L EcoBoost® V6 engine

3.2L Power Stroke® I-5 Turbo Diesel engine (restrictions apply; includes cruise control with message center, dual batteries and PTC heater)

Alternator – Heavy-duty

Battery – Dual heavy-duty absorbent glass mat (AGM) (standard with diesel engine)

Battery – Single absorbent glass mat (AGM) (requires gas engine)

Engine block heater (recommended when minimum temperature is 10°F or below; optional on all engines)

Manual Regenerative Initiation (requires diesel engine)

Manual Regenerative Initiation with Active Regenerative Inhibitor (requires diesel engine)

Trailer brake controller (requires Heavy-Duty Trailer Tow Package)

16" aluminum wheels (n/a with 9,500 lbs. GVWR or greater; includes locking lug nuts)

Seating

Charcoal cloth, 2-way manual driver and front-passenger seats with manual recline, inboard armrests and driver's manual lumbar

Charcoal cloth, 10-way power driver and 2-way manual front-passenger seats with inboard armrests

Pewter cloth, 10-way power driver and 2-way manual front-passenger seats with inboard armrests

10-passenger (optional on RWB)

15-passenger (optional on LWB)

Interior

AM/FM stereo with single-CD player, 4" multifunction display, HD Radio,[†] SiriusXM[®] Satellite Radio with 6-month All Access trial subscription and 6 speakers (2 front and 4 rear) on XL; 8 speakers (4 front and 4 rear) on XLT

AM/FM stereo with single-CD player, 4" multifunction display, message center, SYNC[®] with MyFord[®] and 8 speakers (4 front and 4 rear); leather-wrapped steering wheel with controls for audio and multifunction display (requires cruise control)

AM/FM stereo with single-CD player, 4" multifunction display, message center, SYNC with MyFord, HD Radio, SiriusXM Satellite Radio with 6-month All Access trial subscription and 8 speakers (4 front and 4 rear); leather-wrapped steering wheel with controls for audio and multifunction display (requires cruise control)

AM/FM stereo with SYNC 3, 6.5" color LCD touch screen and Navigation including SiriusXM Traffic and Travel Link[®] with 5-year trial subscription, HD Radio, SiriusXM Satellite Radio with 6-month All Access trial subscription and 8 speakers (4 front and 4 rear); leather-wrapped steering wheel with controls for audio and multifunction display; and lane-keeping alert with driver alert (requires cruise control)

Auxiliary fuse panel (requires heavy-duty alternator and dual heavy-duty batteries; includes Modified Vehicle Wiring System; included with user-defined upfitter switches)

Ford Telematics[™] powered by Telogis^{®1}

Power inverter (restrictions apply) – 12V to 110V (requires dual heavy-duty batteries)

Reverse Sensing System

User-defined upfitter switches (4; requires heavy-duty alternator and dual batteries; includes Modified Vehicle Wiring System, customer connection point and auxiliary fuse panel)

Exterior

Front license plate bracket (standard in states requiring 2 license plates and optional in all others)

Mirrors – Short-arm, power, heated sideview with turn signal indicators

Mirrors – Long-arm, power sideview

Mirrors – Long-arm, power, heated sideview with turn signal indicators

Privacy glass (includes rear-window defroster)

Rear-window defroster (requires fixed rear-door glass)

Remote Start System (n/a with manual windows and door locks)

Running board

Sliding passenger-side door (LR)

Windows – All-around with 2nd-row driver's side flip-open glass and fixed 60/40 swing-out passenger-side door glass (optional with LR only; requires privacy glass)

Windows – All-around with 2nd-row flip-open glass and 4th-row flip-open glass (optional on LWB EL; requires privacy glass)

Windows – All-around with 2nd-row flip-open glass (LWB SRW with sliding passenger-side door only; requires privacy glass; n/a on LR model)

Windows – Fixed, all-around (n/a with dual sliding side doors; standard with RWB and LWB)

Safety & Security

Backup alarm¹

Keys – 2 additional (4 total; manual keys with manual door locks; remote keyless entry key fobs included if equipped with power door locks)

MyKey[®] (restrictions apply; requires SecurILock[®] Passive Anti-Theft System; includes level 2 instrument cluster; n/a with speed-limiting options, radio delete, Ford Telematics or Ford Customer Service Division remote start)

Perimeter anti-theft alarm (requires SecurILock Passive Anti-Theft System; n/a with manual windows and door locks)

SecuriCode[™] keyless entry keypad (n/a with manual windows and door locks)

SecuriLock Passive Anti-Theft System

XL and XLT Optional Packages²

Auxiliary Heater/AC Prep Package without rear controls

Builder's Prep Package

CNG/Propane Gaseous Engine Prep Package

Heavy-Duty Trailer Tow Package

Modified Vehicle Wiring System

RV Prep Package (XLT)

Smoker's Package

Trailer Wiring Provisions Package

16" White Steel Wheel Package (DRW)

Available Fleet-Only Options

Daytime running lamps

Keys – Keyed-alike (Fleet only)

Manual windows and door locks (restrictions apply; deletes power windows and door locks; does not include remote keyless entry fobs)

Mirrors – Short-arm, manual sideview (requires manual windows and door locks)

Mirrors – Long-arm, manual sideview (requires manual windows and door locks)

Speed limitation (65-, 70- and 75-mph governed top speed options)

16" white steel wheels with mini-cap and lug nut covers (XL SRW only)



¹Ford Licensed Accessory. ²Explanation of package contents follows specifications sections.

TRANSIT CUTAWAY & CHASSIS CAB

Standard Features

Includes all standard features, plus:

Mechanical

Frame rail extension adapters

Modified Vehicle Wiring System modified vehicle connections for customized wiring harness provisions; requires heavy-duty alternator and dual heavy-duty batteries

16" silver steel wheels with black hubcaps (silver front on DRW)

Full-size spare wheel and tire delete

Seating

2-passenger

2-way manual driver and passenger seats with driver's armrest

Pewter vinyl seats

Interior

AM/FM stereo with 2 speakers and digital clock

Air conditioning

Flooring – Vinyl

Headliner – Cloth

Rearview mirror delete (Cutaway)

Rearview mirror (Chassis Cab)

Window – Rear (Chassis Cab)

Exterior

Grille – Black with black surround

Headlamps – Halogen with black trim

Sideview mirrors delete

Rear taillamp wiring – LED-capable

Roof marker lamps

Safety & Security

Passenger-side airbag deactivation switch (n/a with passenger seat delete or passenger-side door delete options)

Available Options

Mechanical

3.2L Power Stroke® I-5 Turbo Diesel engine (includes cruise control with message center, dual batteries and PTC heater)

Alternator – Heavy-duty (included with Ambulance [Cutaway], Motorhome [Cutaway], Shuttle Bus [Cutaway], School Bus [Cutaway] and Multifunctional School Activity Bus [Cutaway] Prep Packages)

Battery – Dual heavy-duty absorbent glass mat (AGM) (standard with diesel engine and included with Ambulance Prep Package [Cutaway])

Battery – Single absorbent glass mat (AGM) (requires gas engine)

Engine block heater (recommended when minimum temperature is 10°F or below; optional on all engines; included with Shuttle Bus Prep Package [Cutaway])

Manual Regenerative Initiation (requires diesel engine)

Manual Regenerative Initiation with Active Regenerative Inhibitor (requires diesel engine)

Trailer brake controller (requires Trailer Wiring Provisions Package)

16" black steel wheel with silver-styled covers (SRW only; included with Exterior Upgrade Package)

16" aluminum wheels (n/a with 9,500 lbs. GVWR or greater; includes locking lug nuts)

Spare wheel and tire

Seating

Pewter cloth, 2-way manual driver and passenger seats with manual recline, inboard armrests, and driver's manual lumbar

Pewter cloth, 2-way manual driver and passenger seats with manual recline, inboard armrests, and driver's manual lumbar (restrictions apply; deletes side-curtain airbags; late availability)

Pewter vinyl, 2-way manual driver and passenger seats with manual recline and driver's armrest (restrictions apply; deletes side-curtain airbags; late availability)

Charcoal cloth, 2-way manual driver and passenger seats with manual recline, inboard armrests, and driver's manual lumbar

Charcoal cloth, 2-way manual driver and passenger seats with manual recline, inboard armrests, and driver's manual lumbar (restrictions apply; deletes side-curtain airbags; late availability)

Pewter cloth, 10-way power driver and 2-way manual passenger seats with inboard armrests

Charcoal cloth, 10-way power driver and 2-way manual passenger seats with inboard armrests

Pewter leather trim, 10-way power driver and passenger seats with inboard armrests

Passenger seat delete (also deletes passenger-side front airbag), Pewter vinyl, 2-way manual driver's seat only with manual lumbar and inboard armrest (Cutaway only)

Passenger seat delete (also deletes passenger-side front airbag), Pewter cloth, 10-way power driver's seat only with manual lumbar and inboard armrest (Cutaway only)

Interior

AM/FM stereo with single-CD player, 4" multifunction display and 2 front speakers

AM/FM stereo with single-CD player, 4" multifunction display, HD Radio,¹ SiriusXM[®] Satellite Radio with 6-month All Access trial subscription and 2 front speakers

AM/FM stereo with single-CD player, 4" multifunction display, message center, SYNC[®] with MyFord[®] and 4 front speakers; leather-wrapped steering wheel with controls for audio and multifunction display (requires cruise control)

AM/FM stereo with single-CD player, 4" multifunction display, message center, SYNC with MyFord, HD Radio, SiriusXM Satellite Radio with 6-month All Access trial subscription and 4 front speakers; leather-wrapped steering wheel with controls for audio and multifunction display (requires cruise control)

AM/FM stereo with SYNC 3, 6.5" color LCD touch screen and Navigation including SiriusXM Traffic and Travel Link[®] with 5-year trial subscription, HD Radio, SiriusXM Satellite Radio with 6-month All Access trial subscription and 4 front speakers; leather-wrapped steering wheel with controls for audio and multifunction display; and lane-keeping alert with driver alert (requires cruise control)

4 front speakers (restrictions apply; only available as an upgradeable option to the Radio Prep Package [Cutaway])

2 rear speakers (shipped in dunnage box [Cutaway])

4 rear speakers (shipped in dunnage box [Cutaway])

All-weather front floor mats (only available with carpeted floor covering)

Auxiliary fuse panel (requires heavy-duty alternator and dual heavy-duty batteries; includes Modified Vehicle Wiring System; included with user-defined upfitter switches)

Cruise control with message center (full trip computer and engine-hour meter)

Flooring – Carpeting

Ford Telematics[™] powered by Telogis^{®1}

Power inverter (restrictions apply) – 12V to 110V (requires dual heavy-duty batteries)

Radio delete (deletes radio, speakers, grilles, wiring and antenna)

Rear view camera with trailer hitch assist

User-defined upfitter switches (4; requires heavy-duty alternator and dual batteries; includes Modified Vehicle Wiring System, customer connection point and auxiliary fuse panel)

Vinyl sun visors with illuminated vanity mirrors (driver and passenger; restrictions apply; included in Interior Upgrade Package)

Exterior

Autolamp with rain-sensing wipers

Front license plate bracket (standard in states requiring 2 license plates and optional in all others)

Mirrors – Short-arm, power sideview

Mirrors – Short-arm, power, heated sideview with turn signal indicators

Mirrors – Long-arm, power sideview

Mirrors – Long-arm, power, heated sideview with turn signal indicators

Remote start (n/a with manual windows and door locks)

Safety & Security

Backup alarm¹

Keys – 2 additional (4 total; manual keys with manual door locks; remote keyless entry key fobs included if equipped with power door locks)

MyKey[®] (restrictions apply; requires SecuriLock[®] Passive Anti-Theft System; includes level 2 instrument cluster; n/a with speed-limiting options, radio delete, Radio Prep Package or Ford Customer Service Division remote start)

SecuriCode[™] keyless entry keypad (n/a with manual windows and door locks)

SecuriLock Passive Anti-Theft System

Optional Packages²

Ambulance Prep Package (Cutaway)

Auxiliary Heater/AC Prep Package without rear controls

CNG/Propane Gaseous Engine Prep Package

Exterior Upgrade Package

Interior Upgrade Package

Motorhome Prep Package (Cutaway)

Multifunctional School Activity Bus Prep Package (Cutaway)

Passenger-Side Door Delete Package (Cutaway)

Premium Package

Radio Prep Package

School Bus Prep Package (Cutaway)

Shuttle Bus Prep Package (Cutaway)

Smoker's Package

Trailer Wiring Provisions Package

16" White Steel Wheel Package (DRW)

Available Fleet-Only Options

Daytime running lamps

Manual windows and door locks (restrictions apply; deletes power windows and door locks; does not include remote keyless entry fobs)

Mirrors – Short-arm, manual sideview (requires manual windows and door locks)

Mirrors – Long-arm, manual sideview (requires manual windows and door locks)

Speed limitation (65-, 70- and 75-mph governed top speed options)

16" white steel wheels with mini-caps and lug nut covers (SRW only)



¹Ford Licensed Accessory. ²Explanation of package contents follows specifications sections.

OPTIONAL PACKAGES CONTENT

Ambulance Prep Package (Van/Cutaway) includes dual heavy-duty batteries and heavy-duty alternator; Auxiliary Heater/AC Prep Package without rear controls, fixed side- and rear-door tinted glass (Van), 3.73 limited-slip axle ratio on 3.2L Diesel (Van/Cutaway), 3.73 limited-slip axle ratio on 3.5L EcoBoost® (Van) and 4.10 axle ratio on 3.7L V6 (standard on Cutaway; standard on HR Van and optional on MR Van); spare wheel and tire (Cutaway), manual short-arm sideview mirrors, manual windows and locks (Cutaway), Modified Vehicle Wiring System (Van), front license plate bracket, auxiliary fuse panel (Van); Van requires MR or HR with sliding passenger-side door; n/a with Premium Package, passenger seat delete or Interior Upgrade Package on Cutaway

Auxiliary Heater/AC Prep Package without rear controls (Van/Wagon/Cutaway) included with Ambulance (Van/Cutaway), Shuttle Bus (Cutaway), School Bus (Cutaway) and RV (Wagon) Prep Packages; available with Builder's (Wagon) and Motorhome (Cutaway) Prep Packages; requires aftermarket upfit of a climate control system; n/a with front/rear driver-controlled air conditioning

Builder's Prep Package (Wagon) includes front license plate bracket; Modified Vehicle Wiring System; vinyl front floor covering with XL and carpeted with XLT; AM/FM stereo with single-CD player, 4" multifunction display and 6 speakers (2 front and 4 rear) on XL Wagon; Package deletes rear floor covering, rear seat rails, fixings, seats and restraints; requires dual heavy-duty batteries and heavy-duty alternator; n/a with RV Prep Package; side/rear scuff plates are not included

CNG/Propane Gaseous Engine Prep Package (Van/Wagon/Cutaway/Chassis Cab) includes hardened intake/exhaust valves and valve seats (3.7L V6 only; n/a on RWB Wagon)

Exterior Upgrade Package (Van/Wagon/Cutaway/Chassis Cab) includes chrome headlamp trim, grille and grille surround; and 16" black steel wheels with silver-styled covers (SRW only) (n/a on XL Wagon)

Heavy-Duty Trailer Tow Package (Van and Wagon) includes trailer wiring provisions, 4-/7-pin connector, electric brake controller tap-in capability, relay system for backup/B+/running lights, frame-mounted hitch receiver, and tow/haul mode

Interior Upgrade Package (Van/Cutaway/Chassis Cab) includes cruise control, full-height polypropylene panels on side walls and doors (Van), leather-wrapped steering wheel with controls for audio and multifunction display, Pewter or Charcoal cloth 2-way manual driver and passenger seats with manual recline, AM/FM stereo with single-CD player, 4" multifunction display, message center, SYNC® with MyFord®, 4 speakers (6 speakers on Van), I/P console mats, and driver/passenger vinyl sun visors with illuminated vanity mirrors (n/a with passenger-side door delete, Ambulance, Motorhome, Multifunctional School Activity Bus, School Bus and Shuttle Bus Prep Packages on Cutaway/Chassis Cab)

Load Area Protection Package (Van) restrictions apply; includes complete rear polypropylene panels on side walls and doors, and vinyl front and rear floor cover

Modified Vehicle Wiring System (Van/Wagon) includes modified vehicle connections for customized wiring harness provisions; requires heavy-duty alternator and dual heavy-duty batteries; included with Ambulance, Builder's and RV Prep Packages, auxiliary fuse panel, and user-defined upfitter switches; standard on Cutaway and Chassis Cab

Motorhome Prep Package (Cutaway) includes cruise control; driver/passenger sun visors; AM/FM stereo with 2 front speakers and digital clock; modified vehicle wiring; Trailer Wiring Provisions Package; front license plate bracket; heavy-duty alternator; dual heavy-duty batteries; and auxiliary fuse panel; Pewter or Charcoal cloth 2-way manual driver and passenger seats with manual recline; inboard armrests and manual driver's lumbar; Exterior Upgrade Package; and front vinyl floor covering; n/a with Interior Upgrade Package, Premium Package or passenger-side door delete

Multifunctional School Activity Bus Prep Package (Cutaway) includes manual windows and locks, banded front-door glass, dual heavy-duty batteries, heavy-duty alternator, front license plate bracket, auxiliary fuse panel, Auxiliary Heater/AC Prep Package without rear controls and with passenger door delete; n/a with Premium and Interior Upgrade Packages, 178" WB and School Bus Yellow exterior paint

Passenger-Side Door Delete Package (Cutaway) includes Radio Prep Package and manual windows and door locks; requires Pewter vinyl, 2-way manual driver's seat only with manual lumbar (passenger seat delete; includes inboard armrest; n/a with Interior Upgrade Package, or Ambulance or Motorhome Prep Packages)

Premium Package (Van/Cutaway/Chassis Cab) includes Interior and Exterior Upgrade Packages; Pewter leather trim, 10-way power driver and passenger seats with inboard armrests; and vinyl front and rear floor covering (Van); n/a with Ambulance, Motorhome and School Bus Prep Packages

Radio Prep Package (Van/Cutaway/Chassis Cab) includes front speaker grilles, antenna, cover plate in place of radio, wiring for single-CD audio packages and speakers (no radio chassis provided)

RV Prep Package (XLT Wagon only; restrictions apply) includes Modified Vehicle Wiring System, Trailer Wiring Provisions Package, front license plate bracket, privacy glass and partial floor covering (carpet); requires dual heavy-duty batteries and heavy-duty alternator; package deletes all wagon content behind the B-pillar including floor covering (front and rear), rear seating, rear seat rails, fixings and restraints, rear headliner, rear side-curtain airbags and rear climate control; n/a with Builder's Prep Package

School Bus Prep Package (Cutaway) includes banded front-door glass, dual heavy-duty batteries, heavy-duty alternator, front license plate bracket, auxiliary fuse panel, manual front windows and locks, and passenger-side door delete; n/a with Premium or Interior Upgrade Packages or 178" WB

Shuttle Bus Prep Package (Cutaway) includes Exterior Upgrade Package, heavy-duty alternator, dual heavy-duty batteries, front license plate bracket, engine block heater, trailer wiring provisions, and auxiliary fuse panel; n/a with Premium or Interior Upgrade Packages

Smoker's Package includes cigarette lighter and ash cup

Trailer Wiring Provisions Package (Van/Wagon/Cutaway/Chassis Cab) includes trailer wiring harness, blunt-cut trailer/upfit wiring to rear of vehicle, trailer sway control, and tow/haul mode; included with Motorhome and Shuttle Bus Prep Packages

16" White Steel Wheel Package (DRW; Fleet only; Van/Wagon/Cutaway/Chassis Cab) includes white steel wheels and front hubcaps, and dual rear wheel covers; Tire Pressure Monitoring System is deleted

EXTERIORS



Oxford White



Ingot Silver*



School Bus Yellow



Race Red



Blue Jeans*



Caribou*



Lunar Sky*



Magnetic*




Green Gem*




Shadow Black

*Metallic.


INTERIORS




1 Pewter Vinyl



2 Pewter Cloth



3 Pewter Leather



4 Charcoal Cloth

Exteriors	Interiors															
	Van				Wagon				Cutaway				Chassis Cab			
Oxford White	1	2	3	4	1	2	3	4	1	2	3	4	1	2	3	4
Ingot Silver	1	2	3	4	1	2	3	4	1	2	3	4	1	2	3	4
School Bus Yellow ¹	1	2	3	4	1	2	3	4	1	2	3	4	1	2	3	4
Race Red	1	2	3	4	1	2	3	4	1	2	3	4	1	2	3	4
Blue Jeans	1	2	3	4	1	2	3	4	1	2	3	4	1	2	3	4
Caribou	1	2	3	4	1	2	3	4	1	2	3	4	1	2	3	4
Lunar Sky	1	2	3	4	1	2	3	4	1	2	3	4	1	2	3	4
Magnetic	1	2	3	4	1	2	3	4	1	2	3	4	1	2	3	4
Green Gem	1	2	3	4	1	2	3	4	1	2	3	4	1	2	3	4
Shadow Black	1	2	3	4	1	2	3	4	1	2	3	4	1	2	3	4

1 Not available on XLT Wagon 2 Standard on XLT Wagon 3 Not available on XL Wagon or XLT LWB/LWB EL

¹Fleet only. Not available on XLT Wagon. Colors are representative only. See your dealer for actual paint/trim options.



DIMENSIONS

	150/250 SRW		150/250/350 SRW			250/350 SRW 350 HD DRW
Wheelbase (in.)	Regular		Long			Long EL
	130		148			148
Roof height	LR	MR	LR	MR	HR	HR
Passenger capacity	2	2	2	2	2	2
Rows of seats	1	1	1	1	1	1

Exterior (in.)

Wheelbase	129.9	129.9	147.6	147.6	147.6	147.6
Length	219.9	217.8	237.6	235.5	235.5	263.9
Height	83.6	100.8	83.2	100.7	110.1	109.4
Width – Excluding mirrors	81.3	81.3	81.3	81.3	81.3	83.7
Width – Including mirrors	97.4	97.4	97.4	97.4	97.4	97.4
Width – Mirrors folded	83.2	83.2	83.2	83.2	83.2	83.2
Front track	68.2	68.2	68.2	68.2	68.2	68.5
Rear track	68.6	68.6	68.6	68.6	68.6	65.7
Front overhang	40.3	40.3	40.3	40.3	40.3	40.3
Rear overhang	49.7	47.6	49.7	47.6	47.6	76.0
Load height (curb)	28.9	28.9	28.7	28.7	28.7	28.0
Side-door opening height	49.6	63.0	49.6	63.0	63.0	63.0
Side-door opening width – 60/40 swing-out	51.2	—	51.2	—	—	—
Side-door opening width – Sliding	51.2	51.2	51.2	51.2	51.2	51.2
Rear cargo door opening height	49.5	64.9	49.5	64.9	74.3	74.3
Rear cargo door opening width	61.7	61.7	61.7	61.7	61.7	61.7

Interior (in.)

Head room	40.8	52.0	40.8	52.0	56.6	56.6
Shoulder room	67.9	67.9	67.9	67.9	67.9	67.9
Hip room	67.5	67.5	67.5	67.5	67.5	67.5
Leg room (max.)	41.3	41.3	41.3	41.3	41.3	41.3
Passenger volume (cu. ft.)	63.7	81.1	63.7	81.1	88.3	88.3
Cargo length front (at floor)	126.0	126.0	143.7	143.7	143.7	172.2
Cargo length front (at belt)	115.9	115.9	133.6	133.6	133.6	162.0
Cargo width between wheelhouses	54.8	54.8	54.8	54.8	54.8	45.4
Cargo height maximum	56.9	72.0	56.9	72.0	81.5	81.5

Cargo capacity (cu. ft.)

Cargo volume behind 1st row	246.7	315.2	277.7	357.1	404.3	487.3
Maximum cargo volume with front-passenger seat removed	285.0	363.8	316.1	405.6	459.2	542.2



CONFIGURATIONS

Wheelbase (in.)	150 SRW				250 SRW						350 SRW				350 HD DRW	
	Regular		Long		Regular		Long		Long EL	Long		Long EL	Long EL			
	130		148		130		148		148	148		148	148			
Roof height	LR	MR	LR	MR	LR	MR	LR	MR	HR	HR	LR	MR	HR	HR	HR	HR

Side Doors

60/40 swing-out passenger-side	■	—	■	—	■	—	■	—	—	—	■	—	—	—	—	—
Sliding passenger-side	□	■	□	■	□	■	□	■	■	■	□	■	■	■	■	■
Dual sliding	—	□	—	□	—	□	—	□	□	□	—	□	□	□	□	□

Engines

3.7L Ti-VCT V6	■	■	■	■	■	■	■	■	■	■	■	■	■	■	—	—
3.5L EcoBoost® V6	□	□	□	□	□	□	□	□	□	□	□	□	□	□	■	■
3.2L Power Stroke® I-5 Turbo Diesel	□	□	□	□	□	□	□	□	□	□	—	—	—	□	□	□

Max. Capabilities (lbs.)¹

GVWR	8,600				9,000						9,500				9,950	10,360
Payload	3,680				4,080						4,450				4,150	4,560

MAXIMUM LOADED TRAILER WEIGHT RATINGS (lbs.)¹

Engine	Regular axle			Limited-slip axle			GCWR	Roof height ²	Wheelbase		
	3.31	3.73	4.10	3.31	3.73	4.10			Regular 130"	Long 148"	Long EL 148"
3.7L Ti-VCT V6	—	■	—	—	□	—	10,800	LR / MR	5,400	5,200	—
	—	—	□	—	—	□	12,000	LR / MR	6,600	6,400	—
	—	—	■	—	—	□	12,000	HR	—	6,200	6,000
3.5L EcoBoost V6	■ ³	—	—	□ ³	—	—	11,200	LR / MR / HR	5,700	5,600	5,100
	—	□ ⁴	—	—	□ ⁵	—	12,600/ 13,000 (EL)	LR / MR / HR	7,100	7,000	6,700
3.2L Power Stroke I-5 Turbo Diesel	■ ³	—	—	□ ³	—	—	10,600	LR / MR / HR	4,800	4,600	4,200
	—	□	—	—	□	—	13,500	LR / MR / HR	—	7,500	7,100

■ Standard □ Optional, at extra cost — Not applicable

¹Passenger and cargo capacity limited by weight and weight distribution. ²Maximum towing ratings achieved with lowest roof height available. ³Not available with DRW. ⁴Not available on HR SRW. ⁵Not available on HR SRW, with the exception of the Ambulance Prep Package.



Van. Pewter vinyl trim.



Rear view camera with trailer hitch assist.

DIMENSIONS

	150 SRW				350 SRW						350 HD DRW	
Wheelbase (in.)	Regular				Long						Long EL	
	130				148						148	
Roof height	LR		MR		LR		MR		HR		HR	
Passenger capacity	8	10	8	10	12	15	12	15	12	15	15	
Rows of seats	3	4	3	4	4	5	4	5	4	5	5	

Exterior (in.)

Wheelbase	129.9	129.9	147.6	147.6	147.6	147.6
Length	219.9	217.8	237.6	235.5	235.5	263.9
Height	82.2	98.7	82.4	99.2	108.6	107.7
Width – Excluding mirrors	81.3	81.3	81.3	81.3	81.3	81.3
Width – Including mirrors	97.4	97.4	97.4	97.4	97.4	97.4
Width – Mirrors folded	83.2	83.2	83.2	83.2	83.2	83.2
Front track	68.2	68.2	68.2	68.2	68.2	68.2
Rear track	68.6	68.6	68.6	68.6	68.6	68.6
Front overhang	40.3	40.3	40.3	40.3	40.3	40.3
Rear overhang	49.7	47.6	49.7	47.6	47.6	76.0
Load height (curb)	28.2	28.2	28.8	28.8	28.8	27.8
Side door opening height	49.6	63.0	49.6	63.0	63.0	63.0
Side door opening width – 60/40 swing-out	51.2	–	51.2	–	–	–
Side door opening width – Sliding	51.2	51.2	51.2	51.2	51.2	51.2
Rear cargo door opening height	46.9	62.8	46.9	62.8	72.2	72.2
Rear cargo door opening width	59.8	59.8	59.8	59.8	59.8	59.8

Interior (in.)

Head room: 1st row	40.8	52.0	40.8	52.0	56.6	56.6
2nd row	41.1	55.8	41.1	55.8	65.2	65.2
3rd row	40.6	55.8	40.6	55.8	65.2	65.2
4th row	–	38.7	–	55.8	38.7	55.8
5th row	–	–	–	34.2	–	47.2
Shoulder room: 1st row / 2nd / 3rd / 4th ¹ / 5th ¹	67.9 / 71.4 / 67.0 / 67.8 / –		67.9 / 71.4 / 67.0 / 67.8 / 60.8			
Hip room: 1st row / 2nd / 3rd / 4th ¹ / 5th ¹	67.5 / 69.6 / 67.3 / 68.0 / –		67.5 / 69.6 / 67.3 / 68.0 / 61.0			
Leg room: 1st row (max.) / 2nd / 3rd / 4th ¹ / 5th ¹	41.3 / 33.7 / 35.6 / 35.6 / –		41.3 / 33.7 / 35.6 / 35.6 / 35.6			
Passenger volume (cu. ft.)	177.0	230.9	235.6	313.4	264.9	318.1
Cargo length front (at floor)	124.0	124.0	141.7	141.7	141.7	170.2
Cargo length front (at belt)	115.1	115.1	132.8	132.8	132.8	161.3
Cargo width between wheelhouses	53.7	53.7	53.7	53.7	53.7	53.7
Cargo height maximum	52.8	67.6	67.6	52.8	67.6	77.0

Cargo capacity (cu. ft.)

Cargo volume behind: 1st row	224.5	292.7	256.4	336.1	382.6	461.9
2nd row	151.8	197.9	183.0	239.8	273.0	349.6
3rd row	94.2	125.0	124.5	166.9	190.0	266.6
4th row	–	39.1	–	51.8	70.1	93.9
5th row	–	–	–	–	–	100.5

¹Row availability varies by seating configuration.



CONFIGURATIONS

	150 SRW		350 SRW			350 HD DRW
Wheelbase (in.)	Regular		Long			Long EL
	130		148			148
Roof height	LR	MR	LR	MR	HR	HR
Passenger capacity	8/10		12/15			15

Side Doors

60/40 swing-out passenger-side	■	—	■	—	—	—
Sliding passenger-side	□	■	□	■	■	■

Engines

3.7L Ti-VCT V6	■	■	■	■	■	—
3.5L EcoBoost® V6	□	□	□	□	□	■
3.2L Power Stroke® I-5 Turbo Diesel	—	—	□	□	□	□

Max. Capabilities (lbs.)¹

GVWR	8,550	9,400	10,360
Payload	3,000	2,900	3,480



XLT Wagon. Pewter cloth trim.

MAXIMUM LOADED TRAILER WEIGHT RATINGS (lbs.)¹

Engine	Regular axle			Limited-slip axle			GCWR	Roof height ²	Wheelbase		
	3.31	3.73	4.10	3.31	3.73	4.10			Regular 130"	Long 148"	Long EL 148"
3.7L Ti-VCT V6	—	■	—	—	■	—	10,800	LR / MR	4,700	4,200	—
	—	—	□ ⁵	—	—	□ ⁵	11,200	LR / MR	5,100	4,600	—
	—	—	■	—	—	□	11,200	HR	—	4,400	—
3.5L EcoBoost V6	■ ³	—	—	□ ³	—	—	11,200	LR / MR / HR	5,100	4,600	—
	—	□ ⁴	—	—	□ ⁴	—	11,200	HR	—	—	3,800
3.2L Power Stroke I-5 Turbo Diesel	■ ³	—	—	□ ³	—	—	10,600	LR / MR / HR	—	3,700	—
	—	□	—	—	□	—	11,200	LR / MR / HR	—	4,300	3,500

■ Standard □ Optional, at extra cost — Not applicable

¹Passenger and cargo capacity limited by weight and weight distribution. 12- through 15-passenger vehicles may be classified as buses and may require appropriate licensing.

²Maximum towing ratings achieved with lowest roof height available. ³Not available with DRW. ⁴Not available on SRW. ⁵Restrictions apply.



DIMENSIONS

	250 SRW	350 HD DRW	250 SRW	350 SRW	350 HD DRW	350 HD DRW
A Wheelbase (in.)	Regular	Regular	Long		Long	Long EL
	138	138	156		156	178
Passenger capacity	2	2	2		2	2

Cutaway (in.)


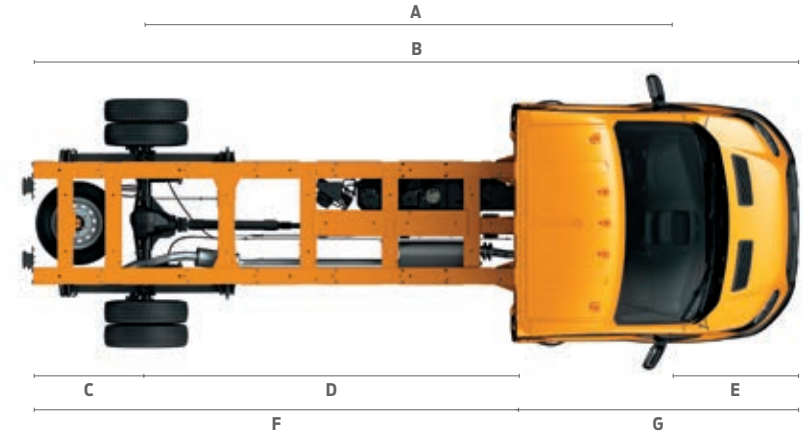
B Overall length	223.3	223.3	241.1	241.1	263.4				
C Rear axle to end of frame or rear overhang	45.1	45.1	45.1	45.1	45.1				
D Rear of cab to rear axle	82.6	82.6	100.3	100.3	122.6				
E Front overhang	40.3	40.3	40.3	40.3	40.3				
F Rear of cab to end of frame	127.7	127.7	145.4	145.4	167.7				
G Cab length	95.7	95.7	95.7	95.7	95.7				
H Overall cab height (curb)	87.3	86.8	87.0	86.5	86.5				
I Top of frame to top of cab	61.2	61.2	61.2	61.2	61.2				
J Load height (loaded)	25.0	24.7	24.5	25.9	25.5	25.7	25.4	25.0	24.6
K Overall width	80.8	83.1		80.8		83.1		83.1	
Front track	68.2	68.5		68.2		68.5		68.5	
Rear track	68.6	65.7		68.6		65.7		65.7	

Chassis Cab (in.)

B Overall length	223.3	223.3	241.1	241.1	263.4				
C Rear axle to end of frame or rear overhang	45.1	45.1	45.1	45.1	45.1				
D Rear of cab to rear axle	82.6	82.6	100.3	100.3	122.6				
E Front overhang	40.3	40.3	40.3	40.3	40.3				
F Rear of cab to end of frame	127.7	127.7	145.4	145.4	167.7				
G Cab length	95.7	95.7	95.7	95.7	95.7				
H Overall cab height (curb)	87.2	86.7	86.9	86.4	86.4				
I Top of frame to top of cab	61.2	61.2	61.2	61.2	61.2				
J Load height (loaded)	24.8	24.7	24.3	25.6	25.3	25.6	25.2	24.9	24.4
K Overall width	80.8	83.1		80.8		83.1		83.1	
Front track	68.2	68.5		68.2		68.5		68.5	
Rear track	68.6	65.7		68.6		65.7		65.7	

Interior – Cutaway & Chassis Cab (in.)

Head room	44.9	44.9	44.9	44.9	44.9
Shoulder room	67.9	67.9	67.9	67.9	67.9
Hip room	67.5	67.5	67.5	67.5	67.5
Leg room (max.)	41.3	41.3	41.3	41.3	41.3



CONFIGURATIONS

Wheelbase (in.)	250 SRW		350 SRW	350 HD DRW			350 HD DRW		
	Regular	Long	Long	Regular	Long	Long EL	Regular	Long	Long EL
	138	156	156	138	156	178	138	156	178

Engine	250 SRW	350 SRW	350 HD DRW	350 HD DRW	350 HD DRW	350 HD DRW	350 HD DRW	350 HD DRW	350 HD DRW
3.7L Ti-VCT V6	■	■	■	■	■	■	■	■	■
3.2L Power Stroke® I-5 Turbo Diesel	□	□	□	□	□	□	□	□	□

Max. Capabilities (lbs.) ¹	250 SRW	350 SRW	350 HD DRW	350 HD DRW
GVWR	9,000	9,500	9,950	10,360
Payload	4,850	5,290	5,610	6,020

MAXIMUM LOADED TRAILER WEIGHT RATINGS (lbs.)¹

Engine	Regular axle			Limited-slip axle			GCWR	Wheelbase (in.)		
	3.31	3.73	4.10	3.31	3.73	4.10		Regular – 138	Long – 156	Long EL – 178
3.7L Ti-VCT V6	–	–	■	–	–	□	12,000	6,800	6,600	6,200
3.2L Power Stroke I-5 Turbo Diesel	–	■	–	–	□	–	13,500	7,500	7,500	7,100



Cutaway. Pewter cloth trim.

TRANSIT WHEELS

Wheel configuration	Van		Wagon				Cutaway & Chassis Cab	
	SRW	DRW	XL		XLT		SRW	DRW
			SRW	DRW	SRW	DRW		
1 16" Silver Steel w/Black Hubcap	■	–	■	–	–	–	■	–
2 16" White Steel w/Mini-cap and Lug Nut Covers	□	–	□	–	–	–	□	–
3 16" Black Steel w/Silver-Styled Cover	□	–	□	–	■	–	□	–
4 16" Aluminum w/Locking Lug Nuts	□	–	□	–	□	–	□	–
5 16" Silver Steel w/Silver Front Hubcap	–	■	–	■	–	■	–	■
6 16" White Steel w/White Front Hubcap	–	□	–	□	–	□	–	□



1



2



3



4



5



6

■ Standard □ Optional, at extra cost – Not applicable

¹Passenger and cargo capacity limited by weight and weight distribution.



Transit 250 MR LWB Van in Lunar Sky accessorized with keyless entry keypad, Ford Commercial Graphics by 3M Original Wraps,¹ roof rack system, heavy-duty splash guards with stainless steel inserts, side window deflectors, and 16" 10-spoke alloy-aluminum wheels

Remote start systems

All-weather floor mats

Trailer hitch assembly

Back-up alarm by ECCO^{®1}

Exterior

- Ford Commercial Graphics¹
- Hood protector¹
- Roof racks
- Side window deflectors
- Splash guards
- Trailer towing accessories

Wheels

- 16" 10-spoke alloy aluminum wheel
- Stainless steel wheel covers
- Wheel lock kit

Interior

- All-weather and premium carpeted floor mats
- Ash cup/coin holders
- Cargo area illumination
- Cargo mats and liners
- Cargo organizers and protectors
- Interior light kit
- Interior rear window grilles
- Protective seat covers¹
- Tablet cradle¹

Electronics

- Ford Telematics™ powered by Telogis^{®1}
- Keyless entry keypad
- Remote start systems
- Warning sensor systems¹
- Vehicle Security System



ford.com/transit

Follow Ford:



New Vehicle Limited Warranty. We want your Ford Transit ownership experience to be the best it can be. Under this warranty, your new vehicle comes with 3-year/36,000-mile bumper-to-bumper coverage, 5-year/60,000-mile Powertrain Warranty coverage, 5-year/60,000-mile safety restraint coverage, and 5-year/unlimited-mile corrosion (perforation) coverage – all with no deductible. The Ford 3.2L Power Stroke® 1-5 Turbo Diesel engine gets 5-year/100,000-mile warranty coverage. Please ask your Ford Dealer for a copy of this limited warranty.

Roadside Assistance. Covers your vehicle for 5 years or 60,000 miles, so you have the security of knowing that help may be only a phone call away should you run out of fuel, lock yourself out of the vehicle or need towing. Your Ford Dealer can provide complete details on all of these advantages.

Business Preferred Network. Each of the select dealerships in our Business Preferred Network (BPN) is committed to providing quality commercial-oriented products and service, as well as special financing and billing arrangements, to businesses that rely on Ford products. As a BPN customer, your business vehicles receive priority service at your BPN dealership to help get your vehicle back on the road quickly.

Financial Services. Our commercial purchase plans and lines of credit offer attractive rates, negotiable terms and business-friendly options. If you prefer to lease, our CommercialLeaseSM programs offer a wide variety of package options to meet your needs. For additional information, please visit our website at fordcredit.com/comlend.

Ford Credit. Get the ride you want. Whether you plan to lease or finance, you'll find the choices that are right for you at Ford Credit. Ask your Ford Dealer for details or check us out at fordcredit.com.

Ford Extended Service Plan. For a purchase or lease, the Ford Extended Service Plan (ESP) gives you peace-of-mind protection designed to cover key vehicle components and protect you from the cost of unexpected repairs. Ask your dealer for a Ford ESP, the only service contract backed exclusively by Ford and honored at all Ford dealerships.

Insurance Services. Get Ford Motor Company quality in your auto insurance. Our program offers industry-leading benefits and competitive rates. Call 1-877-367-3847, or visit us at fordvip.com for a no-obligation quote. Insurance offered by American Road Services Company (in CA, American Road Insurance Agency), a licensed agency and subsidiary of Ford Motor Company.

Ford Original Accessories will be warranted for whichever provides you the greatest benefit: 24 months/unlimited mileage, or the remainder of your Bumper-to-Bumper 3-year/36,000-mile New Vehicle Limited Warranty. Ford Licensed Accessories (FLA) are warranted by the accessory manufacturer's warranty. FLA are designed and developed by the accessory manufacturer and have not been designed or tested to Ford Motor Company engineering requirements. Contact your Ford Dealer for details and/or a copy of all limited warranties.

Comparisons based on competitive models (class is Full-Size Vans based on Ford segmentation), publicly available information and Ford certification data at time of release. Vehicles may be shown with optional and aftermarket equipment. Features may be offered only in combination with other options or subject to additional ordering requirements/limitations. Dimensions and capacity ratings shown may vary due to optional features and/or production variability. Information is provided on an "as is" basis and could include technical, typographical or other errors. Ford makes no warranties, representations, or guarantees of any kind, express or implied, including but not limited to, accuracy, currency, or completeness, the operation of the information, materials, content, availability, and products. Ford reserves the right to change product specifications, pricing and equipment at any time without incurring obligations. Your Ford Dealer is the best source of the most up-to-date information on Ford vehicles. Body manufacturers are responsible for compliance certification of the completed vehicle. The Ford New Vehicle Limited Warranty and any government certification made by Ford shall cover only the vehicle as manufactured by Ford and shall not extend to any addition, modification or change of or to the vehicle by the Ford Authorized Pool Account.

HD Radio is a proprietary trademark of iBiquity Digital Corp. iPhone and Siri are trademarks of Apple Inc., registered in the U.S. and other countries. MobilityWorks is a registered trademark of WMK, Inc. SiriusXM services require a subscription, sold separately by SiriusXM after trial period. Fees and taxes apply. All fees and programming subject to change. Sirius satellite service is available only to those in the 48 contiguous USA, D.C. and PR (with coverage limitations). Our Internet radio service is available throughout our satellite service area and in AK and HI. Some channels not available in all lineups. Sirius, XM and all related marks and logos are trademarks of Sirius XM Radio Inc. The Bluetooth word mark is a trademark of the Bluetooth SIG, Inc. Wi-Fi[®] is a registered trademark of the Wi-Fi Alliance.[®]



[Click here to learn more about your Transit](#)