

2022 FLEET PREVIEW GUIDE



FORD FLEET



FORD FLEET BRAND

FORD MUSTANG*

FORD BRONCO™

FORD UTILITIES

FORD TRUCKS

FORD VANS & WAGONS

FORD POLICE & SSV

LINCOLN

FORD FLEET SERVICES

FORD FLEET BRAND

Brand Overview	2
Commercial Vehicles	4
Utility Vehicles	6
Electric Vehicles	8
Law Enforcement Vehicles	10
Performance Vehicles	12
Lincoln Luxury Vehicles	14
Connectivity	16
Technology	18
Safety Features	20
Ford Co-Pilot360™ Technology & Lincoln Co-Pilot360™ Technology	22
Additional Available Technology	26
Technology Availability	28



FORD MUSTANG

Lineup Comparison	30
Ford Mustang® Fastback & Convertible	32
Ford Mustang Mach-E®	34



FORD BRONCO

Lineup Comparison	36
Ford Bronco™ Sport	38
Ford Bronco	40



FORD UTILITIES

Lineup Comparison	42
Ford EcoSport®	44
Ford Escape®	46
Ford Edge®	48
Ford Explorer®	50
Ford Expedition®/Ford Expedition MAX	52



FORD TRUCKS

Lineup Comparison	54
Ford Ranger®	56
Ford F-150®	58
F-250/F-350/F-450	60
Ford Super Duty® Pickup	60
F-350/F-450/F-550	62
Super Duty Chassis Cab®	62
F-600 Super Duty Chassis Cab	64
F-650/F-750 Super Duty Gas	66
F-650/F-750 Super Duty Diesel	68



FORD VANS & WAGONS

Lineup Comparison	70
Ford Transit Connect® Cargo Van	72
Transit Connect Passenger Wagon	74
Ford Transit® Cargo Van	76
Transit Crew Van	78
Transit Passenger Van	80
Transit Cutaway & Chassis Cab	82
Ford E-Series® Cutaway & Stripped Chassis	84



FORD POLICE & SSV

Lineup Comparison	86
Ford Police Interceptor® Utility	88
All-New 2021 F-150 Police Responder®	90
F-150 SSV	92
Expedition/Expedition MAX SSV	94
Transit® PTV	96



LINCOLN

Lineup Comparison	98
Lincoln Corsair®	100
Lincoln Nautilus®	102
Lincoln Aviator®	104
Lincoln Navigator®/Navigator L	106



FORD FLEET SERVICES

Services Overview	108
Fleet Connectivity Tools	110
Ford Credit® & Financial Services	112
Service & Parts	114
Ford Global Fleet	115
Vehicle Special Order	116
Fleet Advisory Board	117
Expert Contacts	118



FORD BRAND OVERVIEW

AS WE HELP SUPPORT YOUR BUSINESS, WE'LL HELP YOU FIND THE RIGHT VEHICLES FOR YOUR FLEET.

Start your choice from our wide spectrum of value-filled Ford vehicles and luxury-laden Lincoln utilities — equipped with Ford Co-Pilot360™ and Lincoln Co-Pilot360™ confidence-driving technology! Having Ford Fleet on your side gives you the expert advantage of our decades-long breadth of experience, assisting on both local levels and international stages.

Beyond that, the time to electrify your fleet is now. With the 2022 Ford E-Transit van and the 2021 Ford Mustang® Mach-E® sport utility, Ford has electric vehicles in 2 different market segments. One, or both of them, may benefit your fleet of vehicles.

Connect with Ford upfits to start customizing any of the complete line of Class 1-7 Built Ford Tough® work vehicles. Manage your fleet's health and operating dynamics extensively through direct access to key OEM-grade insights via Ford Telematics™ and Ford Data Services.™

Beyond acquiring your vehicles, it's just as important to obtain the right financing plan. Offering you choice incentives, Ford Credit® Commercial Lending Services aims to help keep your budget in line while your strategy remains on target. Employ turnkey Automotive Remarketing Services to leverage high-volume discounts that help provide an excellent net return.

When it comes to vehicle service, maintenance and parts, we're with you every step of the way too. Ready to optimize operations? Look to Ford Fleet.

Vehicle imagery throughout this brochure may be computer-generated and may include available and aftermarket upfit equipment. Product availability varies by model. See your dealer for details.

*Feature availability varies by model.



F-750 DIESEL SUPERCAB™ Oxford White, F-750 DIESEL REGULAR CAB, Agate Black Metallic. Both shown with available and aftermarket upfit equipment.

FORD COMMERCIAL VEHICLES




If you want vehicles that work as hard as you do, you'll want them **Built Ford Tough® strong**. With a diverse selection of pickups, cutaways, and hardworking cargo vans and wagons, we can meet your needs. The fact is, Ford delivers a complete line of Class 1-7 work vehicles.

Tough leads the way in 2021 with the Ford F-150® pickup: the toughest, most productive F-150 ever. Exceptional towing and payload are backed by legendary Built Ford Tough brawn and longevity. For 2021, new F-150 innovations add game-changing technologies that are designed to boost personal productivity.

The iconic Super Duty® truck is packed with heavy-duty power, capability and technology. An available TREMOR® Off-Road Package adds to its storied heritage. Our unique F-600 Super Duty Chassis Cab truck provides unique capability that fits the needs of customers that require capability between F-550 and F-650. And F-650/F-750 trucks are rock-solid. It's no wonder Ford F-Series® is America's best-selling truck – 44 years in a row!

Ford is the commercial van leader for 42 years² – Ford Transit® is America's best-selling full-size commercial van,³ and Ford Transit Connect® is the best-selling small van.² Intelligent All-Wheel Drive is available for the full Transit line, including the 5-passenger Crew Van. Our venerable Ford E-Series® keeps going strong.



¹Vehicles shown with available and aftermarket upfit equipment.

²Based on 1977-2020 CY total sales. ³Based on the total U.S. reported sales (1979-2020CY). Includes Ford E-Series, formerly called Econoline® Van and Chassis; Club Wagon®; Transit Connect Cargo Van and Passenger Wagon; Transit Cargo Van, Passenger Van and Chassis. ⁴Based on total U.S. reported sales (2009-2020CY).

FORD UTILITY VEHICLES



Ford SUVs are capable and convenient. Need to transport cargo?¹ Simply fold down the rear seats for space on demand. Seating is versatile, with select models comfortably accommodating up to 8 passengers. When equipped with an available Trailer Tow Package, our SUVs can also provide the muscle necessary to tow a trailer.

2021 Ford EcoSport.[®] Operates smartly, with Auto Start-Stop Technology and Active Grille Shutters. Zip around in available Intelligent 4WD, and take full advantage of more than 25 storage pockets, bins and hooks. An available SE Appearance Package features Orange Copper interior accents and 17" aluminum wheels.

2021 Ford Escape.[®] Life is in constant motion. Escape takes it in stride with head-turning exterior lines. A spacious, adaptable interior. And advanced connectivity. Hybrid and plug-in hybrid models offer another choice of freedom to roam.

2021 Ford Edge.[®] Built to inspire, in FWD or available AWD. The Edge ST-Line, with its bold exterior design and eye-catching interior accents, quickly sets itself apart in any setting – empowering drivers to stand out in confident style. New SYNC[®] 4A Technology gives drivers our most up-to-date system inside.

2021 Ford Explorer.[®] Built for life's adventures, with a rear-wheel-drive platform and 4 available engine choices, including a hybrid and a 400-hp² powerplant. The sweet spot of the lineup gets a boost with an available XLT Sport Appearance Package featuring 20" aluminum wheels, Carbonized Gray EXPLORER hood lettering, and Light Slate ActiveX[™] Seating Material with contrast stitching.

2021 Ford Expedition.[®] Maximum towing capability is 9,300 lbs.³ Expedition MAX is nearly a foot longer than Expedition and capably carries 16.9 more cu. ft. of cargo.⁴ Both interiors offer refined seating in a range of available fabrics – from ActiveX Seating Material to leather trim.



EDGE



EXPLORER



EXPEDITION



ECOSPORT



ESCAPE

¹Vehicles shown with available and aftermarket equipment.

²Cargo and load capacity limited by weight and weight distribution. ³Available on ST with the 3.0L EcoBoost[®] engine. Horsepower rating based on premium fuel per SAE J1349[®] standard. Your results may vary. ⁴Max. towing of 9,300 lbs. on Expedition 4x2 with available Heavy-Duty Trailer Tow Package. Max. towing varies based on cargo, vehicle configuration, accessories and number of passengers.

FORD ELECTRIC VEHICLES



2021 FORD MUSTANG® MACH-E®



FORD ESCAPE®



FORD EXPLORER®



2021 FORD F-150®

We provide the power of choice to help lower carbon emissions with electrified vehicles (EVs). Making EVs part of your fleet mix means everyone can benefit.

Our hybrid technology features a gas engine, plus an electric motor, and switches between the 2 – or utilizes a combination of both – to help optimize performance. The gas engine and regenerative braking help recharge the battery. Take your pick from a trio of Escape hybrids: SE, SEL and Titanium. Alternatively, upsize and go for our 318-hp¹ Explorer Limited Hybrid that has an available maximum towing capacity of 5,000 lbs.²

The available 3.5L PowerBoost® Full Hybrid V6 engine on the 2021 F-150 pickup combines our proven 3.5L EcoBoost® twin-turbo V6, a transmission with an integrated 47-hp electric motor, and a heavy-duty lithium-ion battery pack to intelligently store and deploy power when drivers need it. The result is impressive towing capability, plus 430 max. hp^{1,3} and 570 lb.-ft. of max. torque.^{1,3}

Our plug-in hybrid technology allows the vehicle to be plugged in to help extend its all-electric range. Travel in electric mode while having the peace of mind of a gas-engine backup when needed. The Escape Plug-In Hybrid can be recharged in under 4 hours using an available 240V outlet.⁴

Our all-electric technology is 100% gas-free: just charge up and go. Apart from energy produced by regenerative braking, plugging in is a necessity to charge the high-capacity battery. Powered by an electric motor, there are no CO₂ emissions and no oil changes. The 2021 Mustang Mach-E epitomizes our commitment to all-electric vehicles.

At home or on the go, Ford makes it easy to charge Mustang Mach-E with solutions designed around you.

Ford Mobile Charger Allows the flexibility of charging your vehicle with a standard home outlet (120V), or charging faster using an available 240V outlet.

Ford Connected Charge Station These available charge stations can be installed at your place of business to fully power your fleet vehicles overnight so they're ready for use in the morning.

FordPass™ Charging Network Mustang Mach-E has simple and easy access via FordPass Connect⁵ to the FordPass Charging Network – the largest public charging network in North America offered by automotive manufacturers⁶ – with over 16,000 stations, including DC Fast Chargers.

Vehicles shown with available and aftermarket equipment. Horsepower, torque and towing are independent attributes and may not be achieved simultaneously.

¹Calculated via combined performance of the engine and electric motor(s) with peak battery power. The calculations utilize SAE J1349[®] engine results and Ford electric motor dyno testing. Your results may vary. ²When properly equipped with available Class III Trailer Tow Package. Max. towing varies based on cargo, vehicle configuration, accessories and number of passengers. ³Max. horsepower and torque based on 3.5L PowerBoost engine. ⁴Range and charge time based on manufacturer computer engineering calculations. The charging rate decreases as battery reaches full capacity. Your results may vary based on peak charging times and battery state of charge. Actual range varies with conditions such as external environment, vehicle use, driving behaviors, vehicle maintenance, lithium-ion battery age and state of health. ⁵FordPass Connect (optional on select vehicles), the FordPass App, and complimentary Connected Service are required for remote features (see FordPass Terms for details). Connected service and features depend on compatible AT&T network availability. Evolving technologies/cellular networks/vehicle capability may limit functionality and prevent operation of connected features. Connected service excludes Wi-Fi hotspot. FordPass App, compatible with select smartphone platforms, is available via download. Message and data rates may apply. ⁶Based on original equipment manufacturers (OEM)/automotive manufacturers that sell all-electric vehicles and have publicly announced charging networks. Department of Energy data used.

FORD POLICE & SPECIAL SERVICE VEHICLES



POLICE INTERCEPTOR UTILITY



ALL-NEW 2021 F-150 POLICE RESPONDER



EXPEDITION SSV



TRANSIT PTV

2021 Ford Police Interceptor® Utility 3.3L Hybrid – Only Pursuit-Rated Hybrid SUV. With standard full-time AWD and a 10-speed transmission, it's no wonder the Ford Police Interceptor Utility is America's best-selling Police vehicle.¹ It's an exceptional value too as it can potentially save 343 gallons of fuel per vehicle, per year, while driving when compared to the previous-generation Police Interceptor Utility. While idling, that number jumps to a potential savings of 933 gallons of fuel per year, per vehicle. Those are real cost savings that help your bottom line. Optionally, go for the 400-hp² 3.0L EcoBoost® V6; it bested every other vehicle during MSP evaluations, including V8-powered sedans.³

2021 F-150® Police Responder® – Only Pursuit-Rated Pickup Truck. All-new for 2021 with an improved top speed of 120 mph, new Torque-On-Demand® 4x4 transfer case with a 4-Auto setting, and much more. Fortified with the FX4® Off-Road Package, it has the best payload capacity (2,030 lbs.⁴) and best standard towing capacity (7,000 lbs.⁵), of any pursuit-rated police vehicle. On the inside, it also possesses the most interior passenger volume (131.9 cu. ft.).

2021 F-150 SSV/2021 Expedition®/MAX SSV and 2022 Transit® PTV. Command authority – from off-road capability and tactical work, to flexible prisoner transport with Built Ford Tough® durability.

Ford Telematics™ for Law Enforcement. Purpose-built to help allow for safer operations and more efficiency, available Ford Telematics translates secure data from Ford police vehicles into insights and analytics on driver behavior, vehicle health and location, fuel usage and much more.⁶ This data is shared through an intuitive website that provides police fleet managers with a simple way to analyze how the full lineup, or a particular vehicle, is performing. (See page 111 for more Ford Telematics details.)

Vehicles shown with available and aftermarket upfit equipment. Horsepower, payload and towing are independent attributes and may not be achieved simultaneously.

¹Based on IHS Markit new vehicle registrations data limited to government entities and POL and SSV trim vehicles for full year 2020. ²Horsepower rating based on premium fuel per SAE J1349® standard. Your results may vary. ³Based on the 0-60 mph, 0-80 mph, 0-100 mph, top speed and vehicle dynamics lap time testing results from the Model Year 2021 Michigan State Police Vehicle Evaluation Program. ⁴Max. payload varies and is based on accessories and vehicle configuration. See label on door jamb for carrying capacity of a specific vehicle. ⁵Max. towing varies based on cargo, vehicle configuration, accessories and number of passengers. ⁶Available on vehicles with embedded modem or equipped with plug-in device (PID). Requires modem activation. Ford Telematics and Ford Data Services are subscription services subject to agreement to FSM terms and conditions. Subscription subject to monthly charge. Subject to OFAC and credit check for subscription eligibility. Connected service and features, and access to vehicle data depend on subscription and compatible AT&T network availability. Evolving technology/cellular networks/vehicle capability may limit functionality and prevent operation of connected features.

FORD PERFORMANCE VEHICLES

Tuned by Ford Performance. As a driving enthusiast, those are words you want to hear. While every Ford vehicle is designed to delight, those tuned by Ford Performance engineers will emerge with their fun-to-drive attributes pushed to the limits: increased horsepower, taut handling, and responsiveness that will make you smile – mile after exhilarating mile.

2021 Ford Mustang®. 56 years of legendary Pony cars brings you some heart-pounding choices. The stirring performance of Mustang EcoBoost®. The full-throated rumble of Mustang GT. The 760 thunderous horsepower¹ of Shelby® GT500®. This stable breeds legends.

2021 Ford Mustang Mach-E®. This is the same rebellious soul you've loved for years. In a fearless new SUV form with room for 5. It's a road-carving freedom machine that's a blast to drive. The rush is real with this vehicle's dynamic handling and ability to reach maximum torque in less than half a second.² The time has come for a whole new breed of Pony. The all-electric Mustang Mach-E.

2021 Ford Edge® ST. Tuned by the Ford Performance team, Edge ST charges hard with 335 horsepower¹ and 380 lb.-ft. of torque.¹ A Ford Performance-tuned suspension provides dynamic handling, while standard Intelligent all-wheel drive (AWD) helps maximize traction. A gloss black-painted wide-mouth mesh grille, ST badging and unique interior design cues set this Edge apart.

2021 Ford Explorer® ST. The tightly wound, 400-hp¹ Explorer ST, tuned by engineers at Ford Performance, has all the goods: a specially tuned 3.0L EcoBoost V6 engine with 415 lb.-ft. of torque;¹ a sport-tuned suspension; as well as a Sport Mode in the Intelligent 4WD with Terrain Management System™ that delivers an immensely engaging driving experience. Plus, all the SUV functionality to get everyone and their gear comfortably to the next adventure.³ Just punch the accelerator and head out.



MUSTANG ECOBOOST



MUSTANG MACH-E



EDGE ST



EXPLORER ST

LINCOLN LUXURY VEHICLES



Lincoln SUVs convey elegance, power and serenity. These all-important facets help set Lincoln apart, as do incentives and impressive benefits geared toward helping your organization prosper. On certain Lincoln vehicles, distinguish yourself all the more with Lincoln Black Label,¹ which brings together superior design and premium service through a curated collection of interior themes and a host of exclusive privileges. It's luxury exemplified, inside and out.

2022 Corsair.[®] The lineup includes available turbocharged engines, enhanced by available Intelligent all-wheel drive (AWD) and an available adaptive suspension, offering smooth acceleration and spirited agility. Standard Lincoln Co-Pilot360[™] 1.5 inspires confidence on the road.² Chart a luxurious course.

2021 Nautilus.[®] Outside, elegantly styled available 21" wheels entice. Inside, available Ultra Comfort front seats with 22-way power adjustability promote relaxation. Enjoy the elegant interior with a bigger touchscreen. Wherever the journey leads, be sure to revitalize along the way.

2022 Aviator.[®] Inside this 3-row oasis, enjoy the luxury of available Perfect Position Seats with Active Motion[®] massage functionality in the 1st row, while the available 28-speaker Revel[®] Ultima 3D Audio System offers concert-like sound. Available Monochromatic Packages provide additional distinction. Elevate life's journey.

2021 Navigator.[®] Shared voyages are exponentially richer – which is why Navigator pampers one and all. Within its spacious sanctuary, there's available seating for up to 8 people, including available 1st-row Perfect Position Seats with Active Motion massage functionality. Stay together on the go.



CORSAIR



NAUTILUS

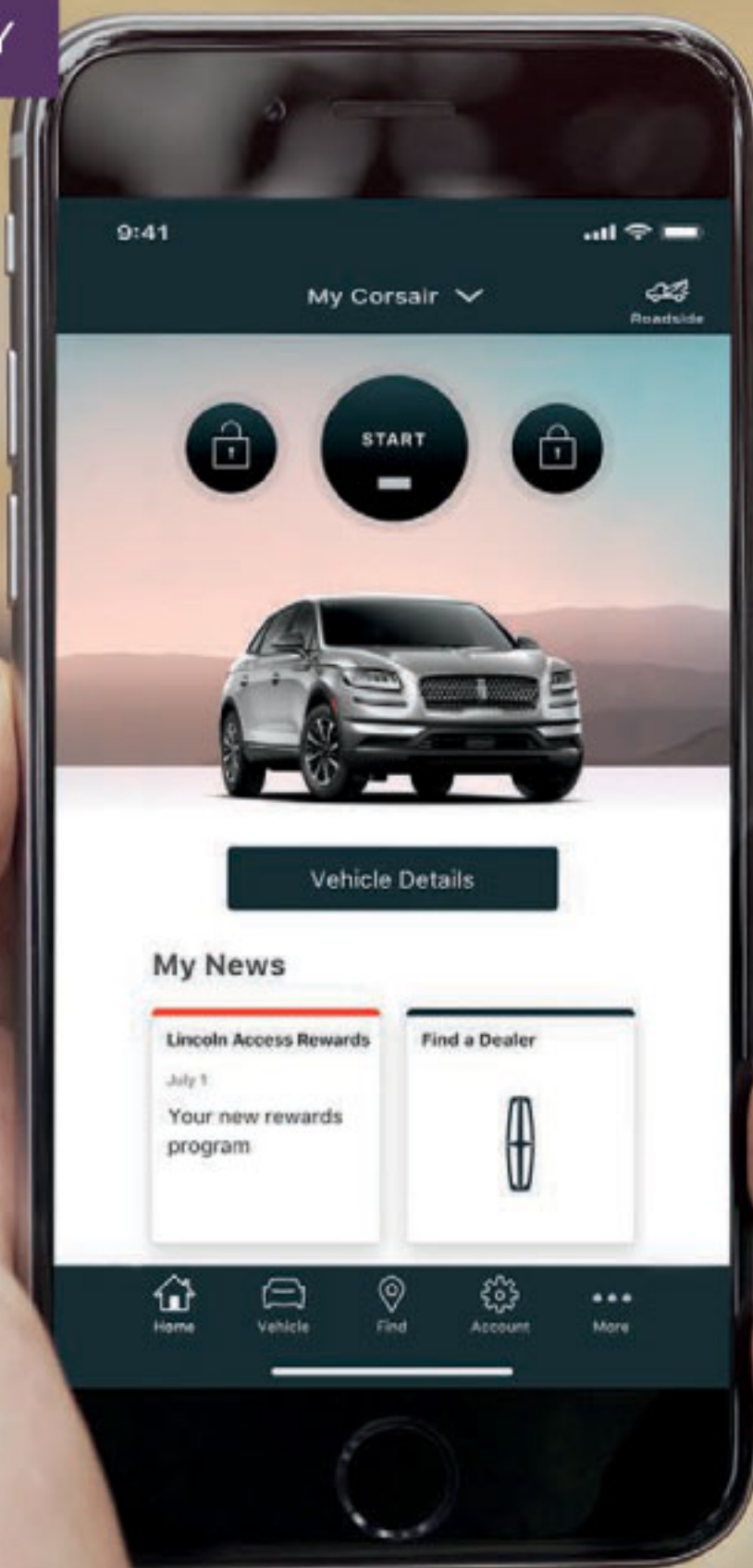


AVIATOR



NAVIGATOR

FORD & LINCOLN CONNECTIVITY



From available SYNC® 4 Technology to in-vehicle Wi-Fi hotspot capability to the ever-evolving FordPass™ App and Lincoln Way™ App, we are delivering on our vision of creating intelligent vehicles for an increasingly connected world.

Introducing new voice-activated SYNC 4 Technology,¹ our finest in cloud-based connectivity. Available on select vehicles, SYNC 4 Technology is the smartest version of SYNC ever. When equipped with an available Connected Navigation System,² it can know the traffic on the route, real-time weather in the area, where you're supposed to be, and how to get there. Available SYNC 4 brings new levels of intelligence and twice the computing power of SYNC 3 to help make navigation, music and connecting your vehicle to your smartphone faster and easier. It features cloud-based connectivity and conversational language cues. And it provides wireless phone connection for your favorite apps. SYNC 4 Technology also includes a digital owner's manual of the vehicle that can be viewed on-screen,³ plus Software Updates³ to make sure the latest information is readily available. *Learn all it can do at ford.com/technology/sync.*

Connect up to 10 devices at once – from inside the vehicle or up to 50' away – with available 4G LTE Wi-Fi hotspot capability⁴ and the FordPass App or Lincoln Way App.

By connecting to what's most important, the FordPass App is built to keep you moving. Complimentary remote features⁵ let users remote start,⁵ lock and unlock the vehicle⁶ from just about anywhere. Using the FordPass App on their smartphone, users can find their vehicle, schedule starts,⁵ find parking in select cities, and check fuel and oil levels. Plus, enjoy peace of mind knowing roadside assistance is just a call or e-request away.⁷

The Lincoln Way App helps to provide an effortless experience. Complimentary remote features let users start, lock and unlock the vehicle from just about anywhere. Use the app to find their vehicle, schedule starts, find parking in select cities, and check fuel and oil levels. Enjoy access to unique privileges like Lincoln Access Rewards,⁸ and a Lincoln Concierge who can answer questions about the vehicle.

¹Don't drive while distracted or while using handheld devices. Use voice-operated systems when possible. Some features may be locked out while the vehicle is in gear. Not all features are compatible with all phones. ²Navigation services require SYNC 4 and FordPass Connect/Lincoln Connect (optional on select vehicles), complimentary Connected Service and the FordPass App/Lincoln Way App (see FordPass/Lincoln Way Terms for details). Eligible vehicles may receive a complimentary 90-day trial of navigation services, or if applicable, a 3-year trial of built-in navigation services that begin on the new vehicle warranty start date. Customers must unlock the navigation service trial by activating the eligible vehicle with a FordPass/Lincoln Way member account. If not subscribed by the end of the complimentary period, the navigation service will terminate, or depending on vehicle, the built-in connected navigation service will terminate. Built-in navigation system will revert to embedded offline navigation after termination. Connected service and features depend on compatible AT&T network availability. Evolving technology/cellular networks/vehicle capability may limit functionality and prevent operation of connected features. FordPass App/Lincoln Way App, compatible with select smartphone platforms, is available via download. Message and data rates may apply. ³FordPass Connect/Lincoln Connect (optional on select vehicles), the FordPass App/Lincoln Way App, and complimentary Connected Service are required for remote features (see FordPass/Lincoln Way Terms for details). Connected service and features depend on compatible AT&T network availability. Evolving technology/cellular networks/vehicle capability may limit functionality and prevent operation of connected features. Connected service excludes Wi-Fi hotspot. FordPass App/Lincoln Way App, compatible with select smartphone platforms, is available via download. Message and data rates may apply. ⁴Wi-Fi hotspot includes complimentary wireless data trial that begins upon AT&T activation and expires at the end of 3 months or when 3GB of data is used, whichever comes first, but cannot extend beyond the complimentary subscription period for remote features. To activate, go to www.att.com/ford. ⁵Automatic transmissions only. ⁶Requires power door locks. ⁷Roadside Assistance is included for certain owners and available to everyone for a per-service fee. Ford reserves the right to change program details without obligations. Ford Roadside Assistance is a complimentary offering to all Ford owners for up to 5 years or 60,000 miles (from the date of sale), whichever comes first.

FORD & LINCOLN TECHNOLOGY



We're committed to achieving top-level performance in real-world safety initiatives, driver-assist measures and more, including Ford Co-Pilot360™ Technology and Lincoln Co-Pilot360™ Technology.¹ Advancing vehicle technology includes the development of features that further protect occupants and other vulnerable road users in a variety of situations. We offer drivers a range of innovations that utilize radar, sonar and cameras to sense and interpret the environment. These systems can also aid with routine tasks to reduce demands on the driver. Many innovations require stringent internal criteria long before regulatory standards are adopted.

SEE NUMEROUS FORD AND LINCOLN TECHNOLOGIES IN ACTION:

Visit [YouTube.com/Ford](https://www.youtube.com/Ford), type **Ford How-To – along with the name of the specific feature or technology** – in the search box at the top of the page. Follow the same procedure for Lincoln vehicles at [YouTube.com/Lincoln](https://www.youtube.com/Lincoln) by typing **Lincoln How-To – plus the name of the specific feature or technology** – as the search query. These videos can also be found on [OwnerFord.com/support](https://www.OwnerFord.com/support) and [OwnerLincoln.com/support](https://www.OwnerLincoln.com/support) if preferred.

DETECTING ACCIDENTS

A number of Ford technologies² – in addition to handling and braking capabilities – can benefit drivers by helping them control the vehicle or alerting them to potential collisions. These technologies can support routine driving tasks by improving confidence and reducing demands on the driver.

ASSISTING DRIVERS

Driver-assist technology³ will continue to advance to provide drivers more support in certain situations, such as when changing lanes, in traffic jams and on freeway trips. The driver will always remain in the loop to take control, if required.

PROTECTING OCCUPANTS

Many factors influence a vehicle's crash performance, including the design of the vehicle and the use of safety equipment. Our commitment to advancing vehicle safety includes research and development of technology that further enhances occupant protection in a wide variety of crash circumstances.

RESPONDING TO CRASHES

One method of assisting emergency responders to reach the scene of a vehicle crash quickly is through in-vehicle emergency call systems and post-crash notification. These systems can help occupants summon assistance in the event of an accident.⁴

ENCOURAGING SAFER DRIVING

Driver behavior can be a contributing factor in many vehicle crashes. We developed and support an array of programs and technologies – such as MyKey⁵ – that help encourage safer behavior on the roadways, for both experienced and novice drivers.

MANAGING VEHICLE SAFETY

We design and manufacture vehicles that achieve high levels of vehicle safety for a wide range of people over a broad spectrum of real-world conditions. Vehicle safety is overseen by our Vice President of Sustainability, Environment and Safety Engineering.

¹Vehicles shown with available equipment.

²Driver-assist features are supplemental and do not replace the driver's attention, judgment and need to control the vehicle. It does not replace safe driving. See owner's manual for details and limitations. ³The vehicle's electrical system (including the battery), the wireless service provider's signal and a connected mobile phone must all be available and operating for 911 Assist to function properly. These systems may become damaged in a crash. The paired mobile phone must be connected to SYNC, and the 911 Assist feature enabled, in order for 911 to be dialed. When the feature is ON, 911 Assist uses your paired and connected mobile phone to assist occupants to contact emergency services by dialing 911 if your airbag deploys or, on certain vehicles, if the emergency fuel pump shut-off is activated. Aftermarket on-board diagnostic devices may interfere with various vehicle systems including 911 Assist. To avoid interference, remove the device or contact the device maker for more information on compatibility.

SAFETY FEATURES¹



4-Way Adjustable Head Restraints

Head restraints are designed to help minimize the risk of neck injury in the event of a collision. Not everyone is the same size, so these restraints are adjustable – moving up and down, and back and forth – to suit each individual.



AdvanceTrac™ Electronic Stability Control²

When this system senses wheelslip or loss of traction, it applies braking where needed to help keep the vehicle on its intended path. Several sensors combine information, including the steering-wheel angle, lateral acceleration and yaw rate, to determine if the vehicle begins to lose directional control.



AdvanceTrac with RSC® (Roll Stability Control™)²

When a loss of traction or wheelslip is sensed, AdvanceTrac with RSC applies braking where necessary to help keep the vehicle on its intended path. In addition to electronic stability control helping avoid skids and lateral slides, Roll Stability Control helps avoid a rollover thanks to a pair of gyroscopic sensors that monitor vehicle dynamic data.



Brake Assist

Engineered to detect how quickly a driver presses the brake pedal, the system can help provide additional stopping power in critical situations.



Cornering Lamps

Automatically illuminate the inside of a corner when parking or when making tight turns.



Heated Sideview Mirrors

Help keep the sideview mirrors clear of snow and ice so visibility is maintained in inclement weather. Heating begins when the rear-window defroster is activated.



Inflatable Rear Safety Belts

This feature combines attributes of traditional safety belts and airbags to provide an added level of crash-safety protection for 2nd-row outboard passengers. In the event of certain frontal or side collisions, they distribute crash-force energy across more of the occupant's torso than a traditional safety belt.

Shown in inflated state for demonstration.



MyKey®

Program a multitude of vehicle functions even when not behind the wheel. Where necessary, MyKey can help promote good driving habits: encourage front safety belt use through Belt-Minder® limit top speed, provide speed-limit alert chimes, display an earlier low-fuel warning, keep audio volume down, and/or prevent safety features and driver-assist technologies from being disabled.



Personal Safety System™

During certain types of frontal collisions, strategically placed sensors measure occupant conditions. Then, in milliseconds, the system determines how the dual-stage front airbags will deploy and front safety belt pretensioners will activate. This sophisticated network employs a Front-Passenger Sensing System to specifically determine whether (and in what stage) the front-passenger front airbag should deploy.



SOS Post-Crash Alert System™³

The horn sounds and hazard lights flash to alert others if the vehicle is involved in an accident where any airbag deploys and/or the front safety belt pretensioners activate; especially useful if the driver is unconscious and can't signal for help.



Tire Pressure Monitoring System (TPMS)

Pressure is measured in all the road tires. When any tire is significantly underinflated, a telltale on the instrument panel alerts you. That's the signal to check the pressure of each tire, matching the figure to the psi (pounds per square inch) recommended for the vehicle.



Individual Tire Pressure Monitoring System (TPMS)

This version of TPMS shows you specifically which road tires are underinflated, plus the actual pressure in all 4 tires: The psi (pounds per square inch) numbers are shown in the vehicle's information display.



Wiper-Activated Headlamps

With the exterior lighting control set in the Autolamp position, the headlamps and taillamps will automatically turn on when the windshield wipers activate.

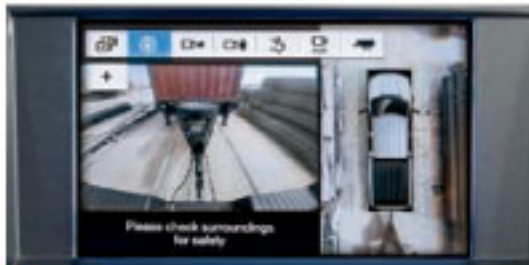
FORD CO-PILOT360™ TECHNOLOGY¹ & LINCOLN CO-PILOT360™ TECHNOLOGY¹

From the driveway to the highway, we can all use more confidence on the road. Our standard and available driver-assist technologies² are about supplementing your driving skills. Helping you feel confidently in command behind the wheel of your Ford or Lincoln vehicle.



180-Degree Camera

Get an extended perspective of what's in front of your vehicle to ensure a better cross-traffic view of oncoming vehicles. A lens washer is built in.



360-Degree Camera

A many-perspectives approach: The 4 cameras – in each sideview mirror, along with the front and rear – relay full-color images (including a bird's-eye view) to the Split-View Display. This system helps you see the ground in front of or around the vehicle to help avoid obstacles, or to help line up the vehicle when parking.



911 Assist³

If your airbags deploy or the fuel pump is shut off due to an accident, your SYNC® equipped vehicle may be able to contact emergency services by dialing 911 through a paired and connected Bluetooth® enabled phone.⁴ If you are not in need of emergency services, you can cancel the call within 10 seconds.



Active Park Assist™

It helps take the angst out of parallel parking: With the simple press of a button, ultrasonic sensors can detect an appropriate parallel parking spot and automatically steer the vehicle into the space. You control the accelerator, gear shift and brakes.



Enhanced Active Park Assist

Never pass up a potential parking space again. Enhanced Active Park Assist makes it simple to nail an impressive park – time after time – even in tight parallel or reverse-perpendicular spots. All you have to do is activate, shift, accelerate and brake while your vehicle takes care of the rest. This feature also offers Park Out Assist with side-sensing capability.



Active Park Assist 2.0

Find the parking space that's just right. When engaged, Active Park Assist 2.0 can actually help locate a potential spot. Then all you have to do is brake to a complete stop, shift into neutral, and hold down the Active Park Assist button – your vehicle takes care of the rest. Park Out Assist with side-sensing capability is included so you can confidently navigate out of a spot when someone's parked too close.



Adaptive Cruise Control with Stop-and-Go and Lane Centering Assist

Few driving situations can feel as tedious as stop-and-go traffic. Enter Adaptive Cruise Control (ACC) with Stop-and-Go. Not only does ACC help you keep pace on your journey, but it can also slow down your vehicle if the traffic ahead has stopped or slowed. When things clear, you'll resume your set speed.⁴ The added Lane Centering Assist feature even scans lane markings to help you keep your vehicle centered between the lines.



Intelligent Adaptive Cruise Control

You can think of it as next-level adaptive cruise. Intelligent Adaptive Cruise Control is so smart, it can "read" speed limit signs and adjust your speed accordingly, as well as keep pace with traffic ahead by stopping or slowing down your vehicle as the need arises. The Lane Centering Assist feature even scans lane markings to help you keep your vehicle centered between the lines.



Adaptive Steering

The steering ratio of the vehicle is adjusted to adapt to changing conditions. At slower speeds, the system makes the vehicle agile and easy to turn as it dials more steering into the road wheel. And at highway speeds, this technology further optimizes steering response, enabling the vehicle to react smoothly and precisely to driver input.



Auto High-Beam Headlamps

Now, unlit roads, dark peripheries, and other low-visibility situations don't have to catch you off guard. Auto High-Beam Headlamps can sense poor lighting conditions and switch on to light your path ahead. They can even sense oncoming headlamps and dim automatically, so you don't have to worry about blinding other drivers.



Autolamp (Automatic On/Off Headlamps)

In the Autolamp position, the headlamps will turn on automatically when necessary or whenever the windshield wipers activate. The headlamps will also stay on for a set period of time after you turn off the ignition and you exit the vehicle.



BLIS® (Blind Spot Information System) with Cross-Traffic Alert

How many times have you tensed up during an attempted lane change? BLIS can help detect and alert you to vehicles in your blind spots, while Cross-Traffic Alert can detect traffic behind your vehicle when you're slowly backing out of a parking space.



BLIS (Blind Spot Information System) with Trailer Coverage

It's rush hour. You've got a large item in tow. And you need to change lanes. The situation is a bit daunting. To help ease lane-change anxiety, this feature can alert you not only when a vehicle is detected in your blind spot, but also when one is detected alongside your trailer.



Curve Control⁵

Sensing a particular curve is being taken too fast, this smart system slows the vehicle down. Employing engine throttle reduction and 4-wheel braking intervention, it's always active in helping you maintain control around curves.



Driver Alert System

A forward-facing camera can detect lane markings on the road ahead. If the system detects your alertness level is reduced below a certain threshold, a chime sounds and a message appears in the cluster display.



Evasive Steering Assist⁶

Traffic is rolling along smoothly when suddenly there's a slow or stopped vehicle in your path. Evasive Steering Assist can help make it easier to potentially avoid a collision. It doesn't steer for you, but it can provide extra steering support if the system's warning goes off and you need to maneuver around the vehicle ahead.

FORD CO-PILOT360™ TECHNOLOGY^{1,2} & LINCOLN CO-PILOT360™ TECHNOLOGY^{1,2}



Front Parking Sensors

When the vehicle is in Drive and traveling at a low rate of speed, ultrasonic sensors on the front bumper determine the distance of certain objects in front of the vehicle. If an object is detected, a high-pitched tone sounds.



Hill Descent Control™

Steep hills are often tricky to navigate, especially if you're towing a trailer. Hill Descent Control can help ease the situation by doing just what its name says. It helps you maintain a set speed when you're driving down an incline by automatically applying the brakes when needed.



Hill Start Assist

On a slope, this technology helps to momentarily keep the vehicle from rolling when releasing the brake pedal. It allows time for you to transition your foot to the accelerator pedal.



Lane-Keeping System

It happens. Maybe you've wandered a little too close to the edge of your lane. The Lane-Keeping System can help, even during a moment of distraction. This feature scans your vehicle's position between the lines in the road ahead and can alert you if you're starting to edge out of your lane.³ Having trouble staying on track? After you've drifted a few times, you'll see a coffee cup icon letting you know it's time to take a break.



Navigation

Taking the wrong exit can put a serious dent in your day. Stay confidently on course with our Voice-Activated Touchscreen Navigation System, which can help you avoid traffic, find fuel (gas or java), and so much more.



Pre-Collision Assist with Automatic Emergency Braking (AEB)

We should all drive defensively, but sometimes other people's lack of attention can create a hazard. This feature scans the road ahead and can alert you to potential collisions with vehicles or pedestrians detected in your path.⁴ If an impact becomes imminent and you don't take corrective action, the brakes can apply automatically. But don't worry – they'll only activate if they're needed.



Pro Trailer Backup Assist™

Whether you're a novice or a seasoned pro, backing up with a trailer can be challenging. This technology makes it as easy as turning a knob – simply rotate it in the direction you want the trailer to go, and Pro Trailer Backup Assist responds accordingly. And it works with 5th-wheel and gooseneck trailers as well.



Rain-Sensing Windshield Wipers

Once set, they automatically turn on and adjust the rate of wiper action – depending on the amount of moisture (rain, sleet or snow) detected on the windshield.

Must be turned off before entering a car wash.




Rear Parking Sensors

While slowly backing up, ultrasonic sensors on the rear bumper can help detect certain objects up to 6' behind the vehicle. Upon getting closer to the object, a low-pitch tone sounds more rapidly inside the vehicle.

MORE FORD CO-PILOT360 TECHNOLOGY^{1,2} & LINCOLN CO-PILOT360 TECHNOLOGY^{1,2}

- 911 Assist⁵
- Adaptive Cruise Control
- Adaptive Cruise Control with Stop-and-Go
- Adaptive Headlamps
- Adjustable Speed Limiter
- Auto Hold
- Dynamic Hitch Assist
- Lane Centering Assist
- Lane-Keeping Alert
- Post-Collision Braking
- Side-Wind/Cross-Wind Stabilization
- Trail Control™



Rear View Camera

Between glancing in the rearview mirror and craning your neck, backing up requires a little multitasking. The Rear View Camera may not be an extra set of eyes, but it does provide a great view of what's behind your vehicle.⁶ Be sure to keep the camera lens free of debris (like dust and snow) and you can navigate Reverse with more confidence.



Reverse Brake Assist

Backing up just got a lot less stressful. Reverse Brake Assist can detect both stationary and moving objects behind your vehicle. Not only that, it can apply the brakes if you don't stop in time. The system can recognize vehicles crossing your path at up to 37 mph.



Trailer Sway Control

The motions of the vehicle are monitored when towing. If trailer sway is detected, the system selectively applies the brakes⁸ as needed to help you maintain control of the vehicle and trailer.



ADDITIONAL AVAILABLE TECHNOLOGY¹



Auto Start-Stop Technology

In an effort to help reduce vehicle tailpipe emissions and fuel consumption, the engine switches off when the vehicle is stationary and you have pressure on the brake pedal. As soon as you release the brake pedal, it seamlessly restarts.



Configurable Daytime Running Lamps

Daytime running lamps complement the design and look of the headlamps and provide a subtle, visual cue for other drivers in daylight situations. Using the vehicle's information display, you can choose to turn them on or off.



Digital Owner's Manual

Browse how-to videos about features on your Ford or Lincoln vehicle from your vehicle's center stack touchscreen. Only available with SYNC[®] 4 Technology.

Some features may be locked out while the vehicle is in gear.



Preproduction computer-generated image shown. GT available late summer 2021.



Electric Power-Assisted Steering (EPAS)

An electric, speed-sensitive steering-assist system, EPAS helps deliver great maneuverability and responsive handling. Pull-drift compensation adapts to changing conditions, such as crowned roads or steady crosswinds. Active nibble control (if so equipped) helps smooth out the effect of minor tire vibrations.




Integrated Trailer Brake Controller

This factory-installed controller² synchronizes the vehicle and electric trailer brakes. It includes GAIN adjusters, a GAIN setting display, an output bar graph, and a visual/audible indicator for a successful trailer connection or trailer disconnect.



Intelligent 3-Blink Turn Signal

Especially beneficial for a simple lane change: With a single tap of the turn-signal lever, the signal blinks 3 times – and then it stops automatically. It can also be set to function for longer periods, such as when indicating a turn.



Phone As A Key

Using Bluetooth[®] Low Energy, your Ford or Lincoln vehicle can detect your smartphone as you approach, unlock the vehicle, and allow you to start driving without getting that phone out of your pocket or having to use a key fob.

Requires feature activation.



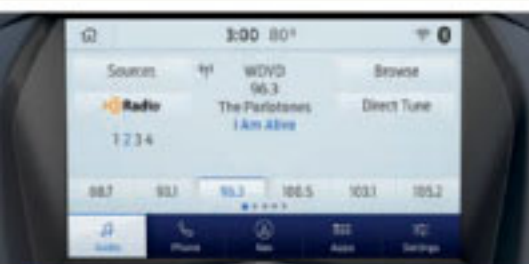
QuickClear[™] Electric Windshield Defroster

A transparent heating element embedded in the windshield helps clear snow, ice and fogging, reducing the need to scrape the windshield.



Software Updates

Your Ford or Lincoln vehicle can continuously evolve with these secure Software Updates³ to most everything from SYNC 4/4A to vehicle performance to further refinement of driver-assist features.



SYNC 3⁴

Keep your eyes on the road and your hands on the wheel with available SYNC 3. It's our easy-to-use, voice-activated technology⁴ that also has a capacitive touchscreen. Its sleek, user-friendly interface offers more than just the ability to make phone calls and play music – it's also about making connectivity fast, smart and simple.



SYNC 4⁴

This unique, customer-driven technology combines conversational voice recognition, cloud-based connectivity, Software Updates³ and so much more to bring you a seamless and personalized driving experience. And with the effortless integration of your smartphone, virtually everything's in order.



SYNC 4A⁴

As it learns your habits, voice-activated SYNC 4A personalizes the content on your center touchscreen. It might show you the quickest route to work on Mondays, or to your favorite hiking spot on Saturday afternoons. Adaptive Dash Cards bring your most frequently used items to the top of your screen. It's like rolling with a mind reader.



Terrain Management System[™]

Allows you to select different modes that help balance 4WD, engine, transmission and traction-control systems to various situations and road conditions encountered.

1. Normal (for everyday driving)
2. Mud/Rut
3. Sand
4. Snow/Gravel/Grass



Torque Vectoring Control (TVC)⁵

Operating automatically, it helps keep the vehicle tracking along the driver's intended path, even when road surfaces may compromise intention. While accelerating through a corner, TVC adjusts the speed between the front wheels to enhance cornering agility and reduce understeer. Braking is applied to the front inside wheel, so more engine torque goes to the outside wheel, which has more grip.



Tow/Haul Mode with Integrated Engine Brake

Helps provide better control when hauling a heavy trailer down steep grades. It downshifts the transmission – when needed – to provide additional levels of engine braking. Helping slow down the vehicle and trailer, the integrated engine brake harnesses the force of the Power Stroke[®] Turbo Diesel.

TECHNOLOGY AVAILABILITY

		MUSTANG		BRONCO		UTILITIES					TRUCKS				VANS			LINCOLN			
	Details on Page #	2021 Ford Mustang®	2021 Ford Mustang Mach-E®	2021 Ford Bronco™	2021 Ford Bronco Sport	2022 Ford EcoSport®	2021 Ford Escape®	2021 Ford Edge®	2021 Ford Explorer®	2021 Ford Expedition®/MAX	2021 Ford Ranger®	2021 Ford F-150®	2022 Ford Super Duty® Pickup	2022 Ford Super Duty Chassis Cab	2022 Ford Transit Connect®	2022 Ford Transit®	2022 Ford E-Series®	2022 Lincoln Corsair®	2021 Lincoln Nautilus®	2022 Lincoln Aviator®	2021 Lincoln Navigator®/L
Safety Features																					
4-Way Adjustable Head Restraints	20	●	●		●			●	●	●		●	●		●	●		●	●	●	●
AdvanceTrac™ Electronic Stability Control	20	●	●														●				
AdvanceTrac with RSC® (Roll Stability Control™)	20			●	●	●	●	●	●	●	●	●	●	●	●	●		●	●	●	●
Brake Assist	21	●			●	●	●	●	●	●		●	●	●				●	●	●	●
Cornering Lamps	21				●										●			●	●	●	●
Heated Sideview Mirrors	21	●	●	●	●	●	●	●	●	●	●	●	●	●	●	●		●	●	●	●
Inflatable Rear Safety Belts	20									●											●
MyKey®	20	●	●	●	●	●	●	●	●	●	●	●	●	●	●	●		●	●	●	●
Personal Safety System™	20	●	●	●	●	●	●	●	●	●	●	●	●	●	●	●	●	●	●	●	●
SOS Post-Crash Alert System™	21	●	●	●	●	●	●	●	●	●	●	●	●	●		●		●	●	●	●
Tire Pressure Monitoring System (TPMS)	20						●				●				●	●	●	●	●	●	
Individual Tire Pressure Monitoring System (TPMS)	20	●	●	●	●	●		●	●	●			●	●							●
Trailer Tire Pressure Monitoring System (TPMS)	—											● ¹	●								
Wiper-Activated Headlamps	21	●	●	●	●		●	●	●	●	●	●	●	●	●	●		●	●	●	●
Ford Co-Pilot360™ Technology & Lincoln Co-Pilot360™ Technology																					
180-Degree Camera	22				●			●													
360-Degree Camera	22		●	●					●	●		●	●			●		●	●	●	●
911 Assist®	23	●	●	●	●	●	●	●	●	●	●	●	●	●	●			●	●	●	●
Active Park Assist™	23											●									
Enhanced Active Park Assist	23							●		●					●	●		●		●	
Active Park Assist 2.0	22		●				●		●									●		●	
Adaptive Cruise Control	—	●		●							●		●		●	●	●				
Adaptive Cruise Control with Stop-and-Go	—									●											●
Adaptive Cruise Control with Stop-and-Go and Lane Centering Assist	22						●	●											●		
Intelligent Adaptive Cruise Control	22		●		●				●			●				●		●		●	
Adaptive Dynamic Bending Headlamps	—											●							●	●	
Adaptive Headlamps	—								●												●
Adaptive Steering	23											●	●								
Adjustable Speed Limiter	—															●					
Auto High-Beam Headlamps	23	●	●	●	●		●	●	●	●	●	●	●	●	●	●	●	●	●	●	●
Auto Hold	—		●		●		●		●			●						●	●	●	●
Autolamp (Automatic On/Off Headlamps)	22	●	●	●	●	●	●	●	●	●	●	●	●	●	●	●	●	●	●	●	●
BLIS® (Blind Spot Information System) with Cross-Traffic Alert	22	●	●	●	●	●	●	●	●		●	●	●		●	●		●	●	●	●
BLIS (Blind Spot Information System) with Trailer Coverage	22								●	●	●	●	●							●	●
BlueCruise Prep Kit	—		●									●									
Curve Control	23						●	●	●			●			●						
Driver Alert System	23	●	●	●	●		●	●	●	●	●	●	●		●	●	●	●	●	●	●

—●available²

A Driver Assist Package is available for E-Series Cutaway, F-650 and F-750.

		MUSTANG		BRONCO		UTILITIES					TRUCKS				VANS			LINCOLN			
	Details on Page #	2021 Ford Mustang	2021 Ford Mustang Mach-E	2021 Ford Bronco	2021 Ford Bronco Sport	2022 Ford EcoSport	2021 Ford Escape	2021 Ford Edge	2021 Ford Explorer	2021 Ford Expedition/MAX	2021 Ford Ranger	2021 Ford F-150	2022 Ford Super Duty Pickup	2022 Ford Super Duty Chassis Cab	2022 Ford Transit Connect	2022 Ford Transit	2022 Ford E-Series	2022 Lincoln Corsair	2021 Lincoln Nautilus	2022 Lincoln Aviator	2021 Lincoln Navigator/L
Ford Co-Pilot360 Technology & Lincoln Co-Pilot360 Technology (continued)																					
Dynamic Hitch Assist	—										●	●	●								
Evasive Steering Assist	23		●	●	●		●	●	●			●						●	●	●	
Forward Collision Warning with Brake Support	—	●	●	●	●		●	●	●	●	●	●	●	●	●	●		●	●	●	●
Front Parking Sensors	24		●	●			●	●	●	●	●	●			●	●		●	●	●	●
Hill Descent Control™	24			●					●	●	●	●	●								●
Hill Start Assist	24	●	●	●	●	●		●	●	●	●	●	●	●	●	●	●	●	●	●	●
Lane-Keeping Alert	—												●	●	●	●	●				
Lane-Keeping System	25	●	●	●	●		●	●	●	●	●	●			●	●		●	●	●	●
Navigation	25	●	●	●	●	●	●	●	●	●	●	●	●	●	●	●		●	●	●	●
Post-Collision Braking	—		●	●	●		●	●	●			●				●	●	●	●	●	●
Pre-Collision Assist with Automatic Emergency Braking (AEB)	25	●	●	●	●		●	●	●	●	●	●	●	●	●	●	●	●	●	●	●
Pro Trailer Backup Assist™	24									●		●	●								●
Rain-Sensing Windshield Wipers	24	●	●		●	●	●	●	●	●	●	●	●	●	●	●		●	●	●	●
Rear Parking Sensors	24	●	●	●	●	●	●	●	●	●	●	●	●		●	●		●	●	●	●
Rear View Camera	24	●	●	●	●	●	●	●		●	●	●	●	●	●	●	●	●	●	●	●
Reverse Brake Assist	24		●						●			●				●		●		●	
Side-Wind/Cross-Wind Stabilization	—								●						●	●					●
Trail Control™	—			●	●						●	●	●								
Trailer Reverse Guidance	—											●	●								
Trailer Sway Control	24			●	●		●	●	●	●	●	●	●	●	●	●			●	●	●
Additional Available Technology																					
Auto Start-Stop Technology	26			●	●	●	●	●	●	●	●	●			●	●		●	●	●	●
Configurable Daytime Running Lamps	26	●	●	●	●	●	●	●	●	●	●	●	●	●	●		●	●	●	●	●
Digital Owner's Manual	26		●	●				●				●							●		
Electric Power-Assisted Steering (EPAS)	26	●	●	●	●	●	●	●	●	●	●	●			●	●		●	●	●	●
Integrated Trailer Brake Controller	26									●		●	●	●		●					●
Intelligent 3-Blink Turn Signal	26	●	●	●	●		●	●	●	●	●	●	●	●				●	●	●	●
Phone As A Key	27		●									●				●		●	●	●	●
QuickClear™ Electric Windshield Defroster	27														●						
Software Updates	27		●	●				●				●	●	●		●			●		
SYNC®	—	●				●	●			●	●	●	●	●	●	●					
SYNC 3	26	●			●	●	●		●	●	●		●	●	●			●		●	●
SYNC 4	26			●								●	●	●		●			●		
SYNC 4A	26		●					●													
Terrain Management System™	27			●	●				●	●	●	●									
Torque Vectoring Control (TVC)	27						●	●							●			●	●		
Tow/Haul Mode with Integrated Engine Brake	27												●	●		●					

—●available¹



	2021 FORD MUSTANG FASTBACK & CONVERTIBLE	2021 FORD MUSTANG MACH-E® ALL-ELECTRIC FASTBACK SUV
Models	EcoBoost®, EcoBoost Premium, GT, GT Premium (fastback); EcoBoost, EcoBoost Premium, GT Premium (convertible)	Select, California Route 1, Premium, First Edition, GT
Power Horsepower Torque	2.3L EcoBoost I-4 310 hp @ 5,500 rpm¹ 350 lb.-ft. @ 3,000 rpm¹ (Standard on EcoBoost, EcoBoost Premium) 5.0L Ti-VCT V8 460 hp @ 7,000 rpm¹ 420 lb.-ft. @ 4,600 rpm¹ (Standard on GT, GT Premium) 2.3L High Performance EcoBoost 330 @ 6,000¹ 350 @ 3,000¹ (Optional on EcoBoost, EcoBoost Premium)	Standard-range battery with RWD² 266 hp 317 lb.-ft. Extended-range battery with RWD² 290 hp 317 lb.-ft. Standard-range battery with AWD² 266 hp 428 lb.-ft. Extended-range battery with AWD² 346 hp 428 lb.-ft.
Transmissions	6-speed manual (Standard on EcoBoost, EcoBoost Premium) 6-speed manual with Rev Matching (Standard on GT, GT Premium) 10-speed SelectShift® automatic (Available on all models)	1-speed automatic
Drivetrain	RWD	RWD/AWD
Braking system	4-wheel disc with Anti-Lock Brake System (ABS)	4-wheel disc with Anti-Lock Brake System (ABS)
Airbags	Dual-stage front, driver's knee, glove-box-door-integrated knee and front-seat side (fastback & convertible); side-curtain (fastback)	Dual-stage front, driver's knee, front- and rear-seat side, and side-curtain
Length (in.)	188.5	185.6
Wheelbase (in.)	107.1	117.5
Height (in.)	54.3 (fastback); 54.9 (convertible)	64.0 (RWD)/63.9 (AWD)
Seating capacity	4	5
Track (in.) (F/R)	62.4/65.1	64.0/64.0
Head room (in.) (F/R)	37.6/34.8 (fastback); 37.6/35.7 (convertible)	38.9/38.2 (RWD); 40.4/39.3 (AWD)
Leg room (in.) (F/R)	45.1 (max.)/29.0 (fastback); 45.1 (max.)/29.2 (convertible)	43.3 (max.)/38.1
Hip room (in.) (F/R)	54.9/47.4 (fastback); 54.9/43.7 (convertible)	55.4/53.2
Shoulder room (in.) (F/R)	56.3/52.2 (fastback); 56.3/44.7 (convertible)	57.6/55.9
Passenger volume (cu. ft.)	82.8 (fastback); 79.2 (convertible)	101.1 (RWD); 104.5 (AWD)
Cargo volume (cu. ft.)	13.5 (fastback); 11.4 (convertible)	59.7/29.7 (RWD) (behind 1st row/2nd row) 54.7/26.6 (AWD) (behind 1st row/2nd row)
Fuel tank capacity (gal.)	15.5 (I-4); 16.0 (V8)	—
Base curb weight (lbs.)	3,515 (manual)/3,535 (auto) (I-4 fastback); 3,676 (manual)/3,702 (auto) (I-4 convertible); 3,743 (manual)/3,765 (auto) (V8 fastback); 3,934 (manual)/3,950 (auto) (V8 convertible)	4,394 (standard-range battery RWD); 4,727 (extended-range battery RWD); 4,587 (standard-range battery AWD); 4,920 (extended-range battery AWD)



2021 FORD MUSTANG® FASTBACK & CONVERTIBLE

High-Power Sports Car Class
Models: EcoBoost®, EcoBoost Premium,
GT, GT Premium (Fastback);
EcoBoost, EcoBoost Premium,
GT Premium (Convertible)




Mustang EcoBoost Premium Fastback, Race Red. Available equipment.

EXTERIOR COLORS⁴



INTERIOR COLORS⁴



STANDARD FEATURES

12V powerpoints (2)	Personal Safety System™ for driver and front passenger with dual-stage front airbags
AdvanceTrac™ electronic stability control	Power windows and door locks
Airbags – Driver's knee, glove-box-door-integrated knee, front-seat side (fastback & convertible), and side-curtain airbags (fastback)	Rear sequential light-emitting diode (LED) turn signal lamps
Audio – SiriusXM® with 3-month All Access trial subscription (Premium)	Rear-wheel drive (RWD)
Engine – 2.3L EcoBoost I-4 (EcoBoost)	Remote Keyless Entry System
Engine – 5.0L Ti-VCT V8 (GT)	Selectable-effort electronic power-assisted steering
FordPass™ Connect ¹ with 4G LTE Wi-Fi hotspot capability ²	SOS Post-Crash Alert System™
Individual Tire Pressure Monitoring System (TPMS; excludes spare)	SYNC® with 4.2" LCD screen in center stack
Intelligent Access with push-button start	SYNC 3 with 8" LCD capacitive touchscreen with AppleLink® 911 Assist®, Apple CarPlay® compatibility, Android Auto™ compatibility, and 2 smart-charging USB ports (Premium)
LED headlamps with LED signature lighting	Tilt/telescoping steering column
Limited-slip rear differential	Transmission – 6-speed manual (EcoBoost, EcoBoost Premium)
Mirrors – Power sideview with integrated blind spot mirrors	Transmission – 6-speed manual with Rev Matching (GT, GT Premium)
MyKey®	

FORD CO-PILOT360™ TECHNOLOGY

STANDARD FEATURES:

Ford Co-Pilot360 – Auto High-Beam Headlamps • BLIS® (Blind Spot Information System) with Cross-Traffic Alert • Lane-Keeping System (includes Lane-Keeping Assist, Lane-Keeping Alert and Driver Alert) • Pre-Collision Assist with Automatic Emergency Braking (AEB) (includes Pedestrian Detection, Forward Collision Warning and Dynamic Brake Support) • Rear View Camera • Rain-Sensing Windshield Wipers

AVAILABLE FEATURES

12" LCD instrument cluster with MyColor®	Reverse Sensing System
Audio – B&O™ Sound System	Selectable drive modes with 4-gang toggle switch pack
Engine – 2.3L High Performance EcoBoost I-4	Transmission – 10-speed SelectShift® automatic with paddle shifters and Remote Start System
Engine block heater	
MagneRide® Damping System	

AVAILABLE PACKAGES³

2.3L High Performance Package (67E)	GT Performance Package (67G)
Black Accent Package (60G)	"Over-the-Top" Racing Stripes (47A)
California Special Package (54C)	Pony Package (54P)
Carbon Sport Interior Package (68C)	Premium Plus Package (201A/401A)
EcoBoost Handling Package (60H)	Wheel & Stripe Package (60L)
Enhanced Security Package (43S)	
Ford Safe and Smart™ Package (77S)	

DIMENSIONS & CAPACITIES

	Fastback	Convertible
EXTERIOR (in.)		
Length	188.5	188.5
Wheelbase	107.1	107.1
Width (excluding mirrors)	75.4	75.4
Height	54.3	54.9
INTERIOR (in.)		
Front		
Head room	37.6	37.6
Leg room (max.)	45.1	45.1
Hip room	54.9	54.9
Shoulder room	56.3	56.3
Rear		
Head room	34.8	35.7
Leg room	29.0	29.2
Hip room	47.4	43.7
Shoulder room	52.2	44.7
CAPACITIES (cu. ft.)		
Passenger volume	82.8	79.2
Cargo volume	13.5	11.4
Total interior volume	96.4	90.6
Fuel (gal.)	I-4 15.5	15.5
	V8 16.0	16.0
Seating	4	4

ENGINES

	2.3L EcoBoost I-4	2.3L High Performance EcoBoost	5.0L Ti-VCT V8
Horsepower (hp @ rpm)	310 @ 5,500 ⁷	330 @ 6,000 ⁷	460 @ 7,000 ⁷
Torque (lb.-ft. @ rpm)	350 @ 3,000 ⁷	350 @ 3,000 ⁷	420 @ 4,600 ⁷

EPA-ESTIMATED RATINGS⁸

	2.3L EcoBoost I-4	2.3L High Performance EcoBoost	5.0L Ti-VCT V8
6-speed manual transmission	21 city/29 hwy/24 combined mpg (fastback); 20 city/27 hwy/23 combined mpg (convertible)	20 city/27 hwy/22 combined mpg (fastback); 19 city/25 hwy/21 combined mpg (convertible)	15 city/24 hwy/18 combined mpg (fastback); 15 city/24 hwy/18 combined mpg (convertible)
10-speed SelectShift automatic transmission	21 city/32 hwy/25 combined mpg (fastback); 20 city/28 hwy/23 combined mpg (convertible)	20 city/27 hwy/22 combined mpg (fastback); 19 city/26 hwy/22 combined mpg (convertible)	15 city/24 hwy/19 combined mpg (fastback); 15 city/23 hwy/18 combined mpg (convertible)

Horsepower, torque and EPA-estimated fuel economy ratings are independent attributes and may not be achieved simultaneously.

¹FordPass Connect, the FordPass App, and complimentary Connected Service are required for remote features (see FordPass Terms for details). Connected service and features depend on compatible AT&T network availability. Evolving technology/cellular networks/vehicle capability may limit functionality and prevent operation of connected features. Connected service excludes Wi-Fi hotspot. FordPass App, compatible with select smartphone platforms, is available via download. Message and data rates may apply. ²Wi-Fi hotspot includes complimentary wireless data trial that begins upon AT&T activation and expires at the end of 3 months or when 3GB of data is used, whichever comes first, but cannot extend beyond the complimentary subscription period for remote features. To activate, go to www.att.com/ford. ³Visit fleet.ford.com for complete package content. ⁴Available on select series. Restrictions may apply. See your dealer for details. ⁵New for 2021. ⁶Additional charge. ⁷Horsepower and torque ratings based on premium fuel per SAE J1349 standard. Your results may vary. ⁸Actual mileage will vary.

2021 FORD MUSTANG MACH-E[®] ALL-ELECTRIC FASTBACK SUV

Medium BEV Utility Class
Models: Select, California Route 1, Premium, First Edition, GT



Mustang Mach-E Premium. Rapid Red Metallic Tinted Clearcoat. Available equipment.

EXTERIOR COLORS³



INTERIOR COLORS³



STANDARD FEATURES

10.2" Digital Cluster Screen
12V powerpoints (2)
AC/DC Fast Charging
Airbags – Driver's knee, front- and rear-seat side, and side-curtain airbags
Audio – SiriusXM[®] with 3-month All Access trial subscription
Battery – High-voltage standard-range
Dual-zone electronic automatic temperature control
E-Latch door handles with push-button open
Enhanced Memory – Save settings for driver display, audio, navigation and driver-assist technologies
FordPass[™] Connect¹ with 4G LTE Wi-Fi hotspot capability²
Individual Tire Pressure Monitoring System (TPMS)
Intelligent Access with push-button start
LED reflector headlamps with courtesy delay and wiper-activation

Mirrors – Power, heated sideview with Pony projection lamps and integrated LED turn signal indicators
MyKey[®]
Personal Safety System[™] for driver and front passenger with dual-stage front airbags
Phone As A Key
Rear sequential light-emitting diode (LED) turn signal lamps
Rear-wheel drive (RWD) – Primary electric motor (rear)
Selectable drive modes: Engage, Whisper and Unbridled
SYNC[®] 4 with 15.5" LCD capacitive touchscreen with AppLink[®], 911 Assist[®], Apple CarPlay[®] compatibility, Android Auto[™] compatibility, and 4 smart-charging USB ports
Tilt/telescoping steering column
Transmission – 1-speed automatic

FORD CO-PILOT360[™] TECHNOLOGY

STANDARD FEATURES:

Audible Vehicle Alert System
Autolamp (Automatic On/Off Headlamps)
Ford Co-Pilot360 2.0 – Auto High-Beam Headlamps • BLIS[®] (Blind Spot Information System) with Cross-Traffic Alert • Lane-Keeping System (includes Lane-Keeping Assist, Lane-Keeping Alert and Driver Alert) • Pre-Collision Assist with Automatic Emergency Braking (AEB) (includes Pedestrian Detection, Forward Collision Warning and Dynamic Brake Support) • Post-Collision Braking • Rear View Camera • Reverse Brake Assist • Reverse Sensing System
Ford Co-Pilot360 Assist 2.0 – Intelligent Adaptive Cruise Control with Stop & Go, Lane Centering and Speed Sign Recognition • Evasive Steering Assist • Voice-Activated Touchscreen Navigation System
Forward Sensing System

AVAILABLE FEATURES

360-Degree Camera with Split-View Display and front washer
All-wheel drive (AWD) – Primary electric motor (rear)/secondary electric motor (front)
Audio – B&O[™] Sound System

Battery – Extended-range
Panoramic Fixed-Glass Roof with Infrared Reflective (IRR) windshield

AVAILABLE PACKAGES⁵

Comfort/Appearance Package (67A)
Comfort/Technology Package (67V)
Ford Co-Pilot360 Active 2.0 (50G)

GT Performance Edition Package (60P)
Interior Protection Package (1/P)

DIMENSIONS & CAPACITIES

EXTERIOR (in.)	RWD	AWD	INTERIOR (in.)	RWD	AWD
Length	185.6	185.6	Rear		
Wheelbase	117.5	117.5	Head room	38.2	39.3
Width (excluding mirrors)	74.1	74.1	Leg room	38.1	38.1
Height	64.0	63.9	Hip room	53.2	53.2
			Shoulder room	55.9	55.9
INTERIOR (in.)			CAPACITIES (cu. ft.)		
Front			Passenger volume	101.1	104.5
Head room	38.9	40.4	Cargo volume Behind front row	59.7	59.7
Leg room (max.)	43.3	43.3	Behind rear row	29.7	29.7
Hip room	55.4	55.4	Front trunk compartment volume	4.7	4.7
Shoulder room	57.6	57.6	Seating	5	5

ELECTRIC MOTOR

	Standard-Range Battery with RWD	Extended-Range Battery with RWD	Standard-Range Battery with AWD	Extended-Range Battery with AWD
Horsepower (hp) ⁶	266	290	266	346
Torque (lb.-ft.) ⁶	317	317	428	428

EPA-ESTIMATED RANGE⁷

	Standard Range	Extended Range
Battery (kWh)	68	88
Rear-wheel drive (RWD)	230 miles	300 miles (Premium) 305 miles (California Route 1)
All-wheel drive (AWD)	211 miles	270 miles (Premium)
All-wheel drive (AWD) (GT)	—	250 miles ⁸ (GT) 235 miles ⁸ (GT Performance Edition)

Horsepower and torque are independent attributes and may not be achieved simultaneously.

¹FordPass Connect, the FordPass App, and complimentary Connected Service are required for remote features (see FordPass Terms for details). Connected service and features depend on compatible AT&T network availability. Evolving technology/cellular networks/vehicle capability may limit functionality and prevent operation of connected features. Connected service excludes Wi-Fi hotspot. FordPass App, compatible with select smartphone platforms, is available via download. Message and data rates may apply. ²Wi-Fi hotspot includes complimentary wireless data trial that begins upon AT&T activation and expires at the end of 3 months or when 3GB of data is used, whichever comes first, but cannot extend beyond the complimentary subscription period for remote features. To activate, go to www.att.com/ford. ³Available on select series. Restrictions may apply. See your dealer for details. ⁴Additional charge. ⁵Visit fleet.ford.com for complete package content. ⁶Calculated via peak performance of the electric motor(s) at peak battery power. Your results may vary. ⁷Based on full charge. Actual range varies with conditions such as external environment, vehicle use, driving behaviors, vehicle maintenance, lithium-ion battery age and state of health. ⁸Targeted EPA-estimated range. Final EPA-estimated range available in the 2021 calendar year.



	2021 FORD BRONCO SPORT	2021 FORD BRONCO 2-DOOR	2021 FORD BRONCO 4-DOOR
Models	Base, Big Bend™, Outer Banks™, Badlands™	Base, Big Bend, Black Diamond™, Outer Banks, Badlands, Wildtrak™	Base, Big Bend, Black Diamond, Outer Banks, Badlands, Wildtrak
Engines Horsepower (hp @ rpm) ¹ Torque (lb.-ft. @ rpm) ¹	1.5L EcoBoost® I-3 181 @ 6,000 190 @ 3,000 (Standard on Base, Big Bend, Outer Banks) 2.0L EcoBoost I-4 250 @ 5,500 277 @ 3,000 (Standard on Badlands)	2.3L EcoBoost I-4 300 @ 5,700 325 @ 3,400 (Standard on Base, Big Bend, Black Diamond, Outer Banks, Badlands) 2.7L EcoBoost V6 330 @ 5,250 415 @ 3,100 (Standard on Wildtrak; available on Base, Big Bend, Black Diamond, Outer Banks, Badlands)	2.3L EcoBoost I-4 300 @ 5,700 325 @ 3,400 (Standard on Base, Big Bend, Black Diamond, Outer Banks, Badlands) 2.7L EcoBoost V6 330 @ 5,250 415 @ 3,100 (Standard on Wildtrak; available on Base, Big Bend, Black Diamond, Outer Banks, Badlands)
Transmissions	8-speed automatic (Standard on Base, Big Bend, Outer Banks) 8-speed SelectShift® automatic (Standard on Badlands)	7-speed manual (Standard on Base, Big Bend, Black Diamond, Badlands) 10-speed automatic (Standard on Outer Banks, Wildtrak; available on Base, Big Bend, Black Diamond, Badlands)	7-speed manual (Standard on Big Bend, Black Diamond, Badlands) 10-speed automatic (Standard on Base, Outer Banks, Wildtrak; available on Big Bend, Black Diamond, Badlands)
Drivetrains	4x4/Advanced 4x4	4x4/Advanced 4x4	4x4/Advanced 4x4
Braking system (F/R)	4-wheel disc with Anti-Lock Brake System (ABS)	4-wheel disc with Anti-Lock Brake System (ABS)	4-wheel disc with Anti-Lock Brake System (ABS)
Airbags	Dual-stage front, driver's knee, front-seat side, and Safety Canopy® System	Dual-stage front, front-seat side, and Safety Canopy System	Dual-stage front, front-seat side, and Safety Canopy System
Length (in.)	172.7	173.7	189.4
Wheelbase (in.)	105.1	100.4	116.1
Height (in.)	70.2	71.9	73.0
Seating capacity	5	4	5
Track (in.) (F/R)	63.4/62.8	65.0	65.0
Head room (in.) (F/R)	41.5/41.7	41.0/39.8	43.3/41.1
Leg room (in.) (F/R)	42.4 (max.)/36.9	43.1 (max.)/35.7	43.1 (max.)/36.3
Hip room (in.) (F/R)	55.2/53.4	56.3/43.3	55.9/54.8
Shoulder room (in.) (F/R)	57.3/55.6	57.1/51.8	57.1/56.5
Passenger volume (cu. ft.)	105.7	99.0	103.7
Cargo volume (cu. ft.) Behind front row Behind rear row	65.2/32.5	52.3/22.4	83.0/38.3
Fuel tank capacity (gal.)	16	16.9	20.8
Base curb weight (lbs.)	3,467 (1.5 EcoBoost); 3,707 (2.0L EcoBoost)	4,319 (2.3L 7-speed manual); 4,339 (2.3L 10-speed automatic); 4,491 (2.7L 10-speed automatic)	4,499 (2.3L 7-speed manual); 4,509 (2.3L 10-speed automatic); 4,661 (2.7L 10-speed automatic)
Trailer Towing (max. lbs.) ²	2,200	3,500	3,500



2021 FORD BRONCO™ SPORT

Non-Premium Subcompact Utility Class

Models: Base, Big Bend™, Outer Banks™, Badlands™




Badlands, Rapid Red Metallic Tinted Clearcoat. Available equipment.

EXTERIOR COLORS³



INTERIOR COLORS³



Available equipment, aftermarket accessories. Recreational equipment not included.



Available equipment, aftermarket accessories. Recreational equipment not included.

STANDARD FEATURES

4x4 (Base, Big Bend, Outer Banks)
12V powerpoints (3 on Base, Big Bend; 2 on Outer Banks, Badlands)
Advanced 4x4 (Badlands)
AdvanceTrac™ with RSC® (Roll Stability Control™)
Airbags – Driver's knee, front-seat side, and Safety Canopy® System with side-curtain airbags and rollover sensor
Audio – AM/FM stereo with 6 speakers
Audio – SiriusXM® with 3-month trial subscription (Big Bend, Outer Banks, Badlands)
Easy Fuel® capless fuel filler
Engine – 1.5L EcoBoost® I-3 with Auto Start-Stop Technology (Base, Big Bend, Outer Banks)
Engine – 2.0L EcoBoost I-4 with Auto Start-Stop Technology (Badlands)
FordPass™ Connect¹ with 4G LTE Wi-Fi hotspot capability²

Individual Tire Pressure Monitoring System (TPMS; excludes spare)
Intelligent Access with push-button start (Big Bend, Outer Banks, Badlands)
Mirrors – Power sideview
MyKey®
Perimeter alarm
Personal Safety System™ for driver and front passenger with dual-stage front airbags
Rotary Gear Shift Dial
Seats – Heated front (Outer Banks, Badlands)
Seats – Rear 60/40 split fold-flat bench
SecuriLock® Passive Anti-Theft System
SOS Post-Crash Alert System™
SYNC® 3 with 8" LCD capacitive touchscreen with AppLink®, 911 Assist®, Apple CarPlay® compatibility, Android Auto™ compatibility, and 2 smart-charging USB ports
Tilt/telescoping steering column
Transmission – 8-speed automatic

STANDARD FORD CO-PILOT360™ TECHNOLOGY

Ford Co-Pilot360 – Auto High-Beam Headlamps • BLIS® (Blind Spot Information System) with Cross-Traffic Alert • Lane-Keeping System (includes Lane-Keeping Assist, Lane-Keeping Alert and Driver Alert) • Pre-Collision Assist with Automatic Emergency Braking (AEB) (includes Pedestrian Detection, Forward Collision Warning and Dynamic Brake Support) • Rear View Camera
Post-Collision Braking

AVAILABLE FEATURES

8-way power driver seat and 6-way power front-passenger seat
Cargo Management System
Cargo mat
Engine block heater

Floor liners
Front and rear splash guards
Reverse Sensing System
Roof-rail crossbars

FLEET EXCLUSIVES

Daytime running lamps – Non-configurable
Reverse Sensing System (Big Bend, Badlands)

AVAILABLE PACKAGES⁵

Badlands Package (96X)
Big Bend Convenience Package (96B)
Class II Trailer Tow Package (53B)

Ford Co-Pilot360 Assist+ (47C)
Outer Banks Convenience Package (96D)

DIMENSIONS & CAPACITIES

EXTERIOR (in.)		INTERIOR (in.)	
Length	172.7	Rear	
Wheelbase	105.1	Head room	41.7
Width (mirrors folded)	76.3	Leg room	36.9
Height	70.2	Hip room	53.4
INTERIOR (in.)		Shoulder room	55.6
Front		CAPACITIES (cu. ft.)	
Head room	41.5	Passenger volume	105.7
Leg room (max.)	42.4	Cargo volume	Behind front row 65.2
Hip room	55.2		Behind rear row 32.5
Shoulder room	57.3	Seating	5

Dimensions and capacities shown for base configuration without options. Dimensions and capacities vary by model. See your Ford Dealer for complete details.

ENGINES

	1.5L EcoBoost I-3	2.0L EcoBoost I-4
Horsepower (hp @ rpm)	181 @ 6,000 ⁶	250 @ 5,500 ⁶
Torque (lb.-ft. @ rpm)	190 @ 3,000 ⁶	277 @ 3,000 ⁶

¹FordPass Connect, the FordPass App, and complimentary Connected Service are required for remote features (see FordPass Terms for details). Connected service and features depend on compatible AT&T network availability. Evolving technology/cellular networks/vehicle capability may limit functionality and prevent operation of connected features. Connected service excludes Wi-Fi hotspot. FordPass App, compatible with select smartphone platforms, is available via download. Message and data rates may apply. ²Wi-Fi hotspot includes complimentary wireless data trial that begins upon AT&T activation and expires at the end of 3 months or when 3GB of data is used, whichever comes first, but cannot extend beyond the complimentary subscription period for remote features. To activate, go to www.att.com/ford. ³Available on select series. Restrictions may apply. See dealer for details. ⁴Additional charge. ⁵Visit fleet.ford.com for complete package content. ⁶Horsepower and torque ratings based on premium fuel per SAE J1349® standard. Your results may vary. Horsepower and torque are independent attributes and may not be achieved simultaneously.

2021 FORD BRONCO™

Medium Traditional Utility Class

Models: Base, Big Bend,TM
Black Diamond,TM Outer Banks,TM
Badlands,TM WildtrakTM



4-Door Big Bend, Cactus Gray. Available equipment.

EXTERIOR COLORS³



INTERIOR COLORS³



STANDARD FEATURES

4x4 with Part-Time Selectable Engagement (Base, Big Bend, Black Diamond, Outer Banks)

Advanced 4x4 with Automatic On-Demand Engagement (Badlands, Wildtrak)

12V powerpoints (2)

AdvanceTracSM with RSC[®] (Roll Stability ControlSM)

Airbags – Front-seat side, and Safety Canopy[®] System with side-curtain airbags and rollover sensor

Audio – AM/FM stereo with 6 speakers

Audio – SiriusXM[®] with 90-day trial subscription

Easy Fuel[®] capless fuel filler

Engine – 2.3L EcoBoost[®] (Base, Big Bend, Black Diamond, Outer Banks, Badlands)

Engine – 2.7L EcoBoost (Wildtrak)

Fender tie-down hooks

FordPassSM Connect¹ with 4G LTE Wi-Fi hotspot capability²

Hard top (2-door)

Individual Tire Pressure Monitoring System (TPMS; excludes spare)

MyKey[®]

Perimeter alarm

Personal Safety SystemSM for driver and front passenger with dual-stage front airbags

Push-button start

Seats – Rear 50/50 split-fold bench (2-door)

Seats – Rear 60/40 split-fold bench (4-door)

SecuriLock[®] Passive Anti-Theft System

Soft top (4-door)

SOS Post-Crash Alert SystemSM

Steering wheel-mounted cruise control

SYNC[®] 4 with 8" LCD capacitive touchscreen with AppleLink[®] 911 Assist[®], Apple CarPlay[®] compatibility, Android AutoSM compatibility, and 2 smart-charging USB ports

Tilt/telescoping steering column

Tow hooks – Front (2) and rear (1)

Transmission – 7-speed manual (2-door; Base, Big Bend, Black Diamond, Badlands)

Transmission – 10-speed automatic (4-door; Base, Outer Banks, Wildtrak)

STANDARD FORD CO-PILOT360SM TECHNOLOGY

Auto High-Beam Headlamps

Hill Descent ControlSM (7-speed manual transmission only)

Hill Start Assist

Pre-Collision Assist with Automatic Emergency Braking (AEB)

Rear View Camera with Backup Assist Grid Lines

AVAILABLE FEATURES

Advanced 4x4 with Automatic On-Demand Engagement

Brush guard

Cargo area protector

Front bumper – Heavy-duty modular

Auxiliary switches in overhead console

Engine – 2.7L EcoBoost

Engine block heater

Floor liners

Front and rear splash guards

Hard top (4-door)

Keyless entry keypad

Powder-coated tube steps

Roof rails with crossbars

Steel bash plates

Towing capability

Transmission – 10-speed automatic

Voice-Activated Touchscreen Navigation System

FLEET EXCLUSIVE

Daytime running lamps – Non-configurable

AVAILABLE PACKAGES⁵

High Package (313A, 333A, 353A)

Lux Package (314A, 334A, 354A)

Mid Package (222A, 322A, 332A)

SasquatchSM Package (765)

DIMENSIONS & CAPACITIES

EXTERIOR (in.)	2-Door	4-Door	INTERIOR (in.)	2-Door	4-Door
Length	173.7	189.4	Rear		
Wheelbase	100.4	116.1	Head room	39.8	41.1
Width (mirrors folded)	75.9	75.9	Leg room	35.7	36.3
Height	71.9	73.0	Hip room	43.3	54.8
			Shoulder room	51.8	56.5
INTERIOR (in.)			CAPACITIES (cu. ft.)		
Front			Passenger volume	99.0	103.7
Head room	41.0	43.3	Cargo volume Behind front row	52.3	83.0
Leg room (max.)	43.1	43.1	Behind rear row	22.4	38.3
Hip room	56.3	55.9	Fuel (gal.)	16.9	20.8
Shoulder room	57.1	57.1	Seating	4	5

Dimensions and capacities shown for base configuration without options. Dimensions and capacities vary by model. See your Ford Dealer for complete details.

ENGINES

	2.3L EcoBoost I-4	2.7L EcoBoost V6
Horsepower (hp @ rpm)	300 @ 5,700 ⁶	330 @ 5,250 ⁶
Torque (lb.-ft. @ rpm)	325 @ 3,400 ⁶	415 @ 3,100 ⁶

¹FordPass Connect, the FordPass App, and complimentary Connected Service are required for remote features (see FordPass Terms for details). Connected service and features depend on compatible AT&T network availability. Evolving technology/cellular networks/vehicle capability may limit functionality and prevent operation of connected features. Connected service excludes Wi-Fi hotspot. FordPass App, compatible with select smartphone platforms, is available via download. Message and data rates may apply. ²Wi-Fi hotspot includes complimentary wireless data trial that begins upon AT&T activation and expires at the end of 3 months or when 3GB of data is used, whichever comes first, but cannot extend beyond the complimentary subscription period for remote features. To activate, go to www.att.com/ford. ³Available on select series. Restrictions may apply. See dealer for details. ⁴Additional charge. ⁵Visit fleet.ford.com for complete package content. ⁶Horsepower and torque ratings based on premium fuel per SAE J1349[®] standard. Your results may vary. Horsepower and torque are independent attributes and may not be achieved simultaneously.



	2021 FORD ECOSPORT®	2021 FORD ESCAPE®	2021 FORD EDGE®	2021 FORD EXPLORER®	2021 FORD EXPEDITION®	2021 FORD EXPEDITION MAX
Models	S, SE, SES, Titanium	S, SE, SEL, Titanium	SE, SEL, ST-Line, Titanium, ST	Explorer, XLT, Limited, ST, King Ranch® Platinum	XL, XLT, Limited, King Ranch, Platinum	XL, XLT, Limited, King Ranch, Platinum
Engines Horsepower (hp @ rpm) Torque (lb.-ft. @ rpm)	1.0L EcoBoost® I-3 123 @ 6,000 125 @ 3,500 (Standard on S, SE, Titanium) 2.0L I-4 166 @ 6,500 149 @ 4,500 (Standard on SES; available on S, SE, Titanium)	1.5L EcoBoost I-3 181 @ 6,000 ² 190 @ 3,000 ² (Standard on S, SE, SEL) 2.0L EcoBoost I-4 250 @ 5,500 ² 280 @ 3,000 ² (Available on SEL, Titanium) 2.5L I-4 Hybrid 200 @ 6,250 ² 155 @ 4,500 ² (Standard on Titanium; available on SE, SEL) 2.5L I-4 Plug-in Hybrid 221 @ 6,250 ² 155 @ 4,500 ² (Available on SE, SEL and Titanium)	2.0L EcoBoost I-4 250 @ 5,500 ² 280 @ 3,000 ² (Standard on SE, SEL, ST-Line, Titanium) 2.7L EcoBoost V6 335 @ 5,500 ² 380 @ 3,250 ² (Standard on ST)	2.3L EcoBoost I-4 300 @ 5,500 ² 310 @ 3,500 ² (Standard on Explorer, XLT, Limited) 3.0L EcoBoost V6 365 @ 5,500 ² ; 400 @ 5,500 ² (ST) 380 @ 3,500 ² ; 415 @ 3,500 ² (ST) (Standard on ST, King Ranch, Platinum) 3.3L V6 Hybrid 318 @ 6,500 ² 322 @ 2,500 ² (Available on Limited) 3.3L TI-VCT V6 FFV 285 @ 6,500 260 @ 4,000 (Available on Explorer; fleet only)	3.5L EcoBoost V6 375 @ 5,000 470 @ 3,500 (Standard on XL, XLT, Limited, King Ranch) 3.5L EcoBoost V6 Platinum Series 400 @ 5,000 ² 480 @ 3,250 ² (Standard on Platinum)	3.5L EcoBoost V6 375 @ 5,000 470 @ 3,500 (Standard on XL, XLT, Limited, King Ranch) 3.5L EcoBoost V6 Platinum Series 400 @ 5,000 ² 480 @ 3,250 ² (Standard on Platinum)
Transmissions	6-speed SelectShift® automatic	8-speed automatic; eCVT (Hybrid, Plug-in Hybrid)	8-speed automatic; 7-speed automatic (ST)	10-speed automatic	10-speed SelectShift automatic	10-speed SelectShift automatic
Drivetrains	FWD/Intelligent 4WD	FWD/Intelligent AWD	FWD/Intelligent AWD	RWD/Intelligent 4WD	RWD/Intelligent 4WD	RWD/Intelligent 4WD
Braking system	4-wheel disc with Anti-Lock Brake System (ABS)	4-wheel disc with Anti-Lock Brake System (ABS)	4-wheel disc with Anti-Lock Brake System (ABS)	4-wheel disc with Anti-Lock Brake System (ABS)	4-wheel disc with Anti-Lock Brake System (ABS)	4-wheel disc with Anti-Lock Brake System (ABS)
Airbags	Dual-stage front, driver and front-passenger knees, front-/rear-seat side, and Safety Canopy® System	Dual-stage front, driver's knee, front-seat side, and Safety Canopy System	Dual-stage front, driver and front-passenger knee, front-seat side, and Safety Canopy System	Dual-stage front, driver and front-passenger knee, front-seat side, and 3-row Safety Canopy System	Dual-stage front, front-seat side, and 3-row Safety Canopy System	Dual-stage front, front-seat side, and 3-row Safety Canopy System
Length (in.)	161.3	180.5	188.8	198.8 (199.3 ST)	210.0	221.9
Wheelbase (in.)	99.2	106.7	112.2	119.1	122.5	131.6
Width (including mirrors) (in.)	81.0	85.6	85.8	89.3	93.4	93.4
Height (in.)	64.8 (4x2); 65.1 (4x4)	66.1	68.3	69.9 (RWD); 70.2 (4WD)	76.6 (4x2); 76.4 (4x4)	76.4 (4x2); 76.2 (4x4)
Seating capacity	5	5	5	6, 7	5, 7, 8	7, 8
Track (in.) (F/R)	59.8/59.7	62.4/61.8	64.8/64.7	66.9/66.9	67.6/67.2	67.6/67.2
Head room (in.) (F/R)	39.6/37.5	40.0/39.3	40.2/40.3	40.7/40.5 (38.9, 3rd row)	42.0 (max.)/40.0 (37.3, 3rd row)	42.0 (max.)/40.0 (37.4, 3rd row)
Leg room (in.) (F/R)	42.9 (max.)/36.7	42.4 (max.)/38.8 37.1 Hybrid, Plug-in Hybrid	42.6 (max.)/40.6	43.0 (max.)/39.0 (32.2, 3rd row)	43.9 (max.)/41.5 (36.1, 3rd row)	43.9 (max.)/41.5 (36.1, 3rd row)
Hip room (in.) (F/R)	51.6/50.9	55.2/53.3	55.9/57.5	59.2/59.1 (40.9, 3rd row)	62.2/62.6 (51.4, 3rd row)	62.2/62.6 (51.4, 3rd row)
Shoulder room (in.) (F/R)	53.3/51.3	57.6/56.0	60.3/60.5	61.8/61.9 (54.6, 3rd row)	64.9/64.8 (64.2, 3rd row)	64.9/64.8 (64.3, 3rd row)
Passenger volume (cu. ft.)	91.1	104.0	113.9	152.7	171.9	172.0
Cargo volume (cu. ft.) (behind 1st row/2nd row)	50.0/20.9	65.4/33.5 (37.5 max.)	73.4/39.2	87.8 ⁴ /47.9 ⁴ (18.2 ⁴ , 3rd row)	104.6/57.5 (19.3, 3rd row)	121.5/73.3 (34.3, 3rd row)
Fuel tank capacity (gal.)	13.6	14.8 (1.5L EcoBoost FWD); 15.7 (1.5L EcoBoost AWD; 2.0L); 14.3 (2.5L Hybrid); 11.0 (2.5L Plug-in Hybrid)	18.4 (FWD); 18.5 (AWD)	17.9 (2.3L); 20.2 (3.0L); 18.0 (3.3L Hybrid); 20.2 (3.3L V6)	23.0	28.0
Base curb weight (lbs.)	3,020 (1.0L EcoBoost FWD); 3,300 (2.0L 4WD)	3,298 (1.5L EcoBoost FWD); 3,474 (1.5L EcoBoost AWD); 3,566 (2.0L EcoBoost AWD); 3,554 (2.5L Hybrid FWD); 3,706 (2.5L Hybrid AWD); 3,884 (2.5L Plug-in Hybrid FWD)	3,960 (FWD); 4,126 (AWD); 4,525 (ST)	4,345 (2.3L EcoBoost RWD); 4,437 (2.3L EcoBoost 4WD); 4,701 (3.0L EcoBoost 4WD); 4,969 (3.3L Hybrid RWD); 5,076 (3.3L Hybrid 4WD)	5,443 (4x2); 5,692 (4x4)	5,544 (4x2); 5,793 (4x4)
Trailer towing (max. lbs.) ¹	2,000	3,500	3,500	5,600	9,300	9,000



Horsepower, torque and towing are independent attributes and may not be achieved simultaneously.

¹When equipped with available tow package. See your Ford Dealer for complete details. Max. towing varies based on cargo, vehicle configuration, accessories and number of passengers. ²Horsepower and torque ratings based on premium fuel per SAE J1349 standard. Your results may vary. ³Calculated via combined performance of the engine and electric motor(s) with peak battery power. The calculations utilize SAE J1349 engine results and Ford electric motor dyno testing. Your results may vary. ⁴Includes cargo volume under load floor and in rear quarter panel storage bin. ⁵With 2nd and 3rd rows folded. ⁶With 3rd row folded.

2021 FORD ECOSPORT[®]

Mini Utility Class
Models: S, SE, SES, Titanium



EcoSport SE, Race Red. Available equipment.

EXTERIOR COLORS³



INTERIOR COLORS³



STANDARD FEATURES

12V powerpoints (2)	MyKey [®]
AdvanceTrac [™] with RSC [®] (Roll Stability Control [™])	Personal Safety System [™] for driver and front passenger with dual-stage front airbags
Airbags – Driver and front-passenger knee, front-/rear-seat side, and Safety Canopy [®] System with side-curtain airbags and rollover sensor	Power windows and door locks
Audio – SiriusXM [®] with 3-month All Access trial subscription (SE, SES, Titanium)	Remote Keyless Entry System with 2 integrated keyhead transmitter remotes (S)
Auto Start-Stop Technology	Seats – Front buckets
Battery saver	Seats – Rear 60/40 split fold-flat bench
Daytime running lamps (configurable)	SecuriLock [®] Passive Anti-Theft System (S)
Easy Fuel [®] capless fuel filler	SOS Post-Crash Alert System [™]
Engine – 1.0L EcoBoost [®] I-3 (S, SE, Titanium)	Steering wheel-mounted cruise control
Engine – 2.0L I-4 (SES)	SYNC [®] with 4.2" LCD screen in center stack with AppleLink [®] 911 Assist [®] and 2 smart-charging USB ports (S)
FordPass [™] Connect ¹ with 4G LTE Wi-Fi hotspot capability ²	SYNC 3 with 8" LCD capacitive touchscreen with AppleLink, 911 Assist, Apple CarPlay [®] compatibility, Android Auto [™] compatibility, and 2 smart-charging USB ports (SE, SES, Titanium)
Front-wheel drive (FWD) (S, SE, Titanium)	Tilt/telescoping steering column
Head restraints and 3-point safety belts on all 5 seating positions	Tire Pressure Monitoring System (TPMS; excludes spare)
Illuminated Entry System	Transmission – 6-speed SelectShift [®] automatic
Intelligent 4-wheel drive (4WD) (SES)	Wipers – Intermittent front and rear with washer
Intelligent Access with push-button start (SE, SES, Titanium)	
Mirrors – Power sideview	

FORD CO-PILOT360[™] TECHNOLOGY

STANDARD FEATURES:

Autolamp (Automatic On/Off Headlamps)
Hill Start Assist
Rear View Camera

AVAILABLE FEATURES

110V/150W AC power outlet	Overlander decal (hood, side doors and swing gate)
BLIS [®] (Blind Spot Information System) with Cross-Traffic Alert	Power moonroof with shade
Engine – 2.0L I-4	Privacy glass (rear doors, rear quarter windows and swing gate window)
Engine block heater	Rain-Sensing Windshield Wipers
Fog lamps	Remote Start System
Front and rear molded splash guards	Reverse Sensing System
Heated steering wheel	Roof-rack side rails
Intelligent 4-wheel drive (4WD)	Voice-Activated Touchscreen Navigation System
Keyless entry keypad	Windshield wiper de-icer
Leather-wrapped steering wheel and shift knob	

AVAILABLE PACKAGES⁵

Cargo Management Package	SE Appearance Package (47A)
Interior Protection Package (502)	SE Convenience Package (47B)

DIMENSIONS & CAPACITIES

EXTERIOR (in.)		INTERIOR (in.)	
Length	161.3	Rear	
Wheelbase	99.2	Head room	37.5
Width	Excluding mirrors 69.5	Leg room	36.7
	Including mirrors 81.0	Hip room	50.9
	Mirrors folded 71.9	Shoulder room	51.3
Height	4x2 64.8	CAPACITIES (cu. ft.)	
	4x4 65.1	Cargo volume	Behind front row 50.0
Lift-in height	4x2 26.3		Behind rear row 20.9
	4x4 26.5	Fuel (gal.)	13.6
Cargo rear opening height	33.3	Seating	5
Cargo rear opening width at floor	39.1		
INTERIOR (in.)			
Front			
Head room	39.6		
Leg room (max.)	42.9		
Hip room	51.6		
Shoulder room	53.3		

ENGINES

	1.0L EcoBoost I-3	2.0L I-4
Horsepower (hp @ rpm)	123 @ 6,000	166 @ 6,500
Torque (lb.-ft. @ rpm)	125 @ 3,500	149 @ 4,500

Horsepower and torque ratings are independent attributes and may not be achieved simultaneously.

¹FordPass Connect (optional on select vehicles), the FordPass App, and complimentary Connected Service are required for remote features (see FordPass Terms for details). Connected service and features depend on compatible AT&T network availability. Evolving technology/cellular networks/vehicle capability may limit functionality and prevent operation of connected features. Connected service excludes Wi-Fi hotspot. FordPass App, compatible with select smartphone platforms, is available via download. Message and data rates may apply. ²Wi-Fi hotspot includes complimentary wireless data trial that begins upon AT&T activation and expires at the end of 3 months or when 3GB of data is used, whichever comes first, but cannot extend beyond the complimentary subscription period for remote features. To activate, go to www.att.com/ford. ³Available on select series. Restrictions may apply. ⁴Additional charge. ⁵Visit fleet.ford.com for complete package content.

2021 FORD ESCAPE

Non-Premium Compact Utility Class
Models: S, SE, SEL, Titanium



Escape S, Iconic Silver Metallic. Available equipment.

EXTERIOR COLORS³



INTERIOR COLORS³



STANDARD FEATURES

12V powerpoints (3 on S; 2 on SE, SEL, Titanium)
AdvanceTracSM with RSCSM (Roll Stability Control)SM
Airbags – Driver's knee, front-seat side, and Safety CanopySM System with side-curtain airbags and rollover sensor
Audio – SiriusXMSM with 3-month All Access trial subscription (SE, SEL, Titanium)
Easy FuelSM capless fuel filler
Engine – 1.5L EcoBoostSM I-3 with Auto Start-Stop Technology (S, SE, SEL)
Engine – 2.5L Atkinson-cycle I-4 Hybrid (Titanium)
FordPassSM Connect¹ with 4G LTE Wi-Fi hotspot capability²
Front-wheel drive (FWD)
Intelligent Access with push-button start (SE, SEL, Titanium)
MyKeySM
Personal Safety SystemSM for driver and front passenger with dual-stage front airbags

Remote Start System (SEL, Titanium)
Rotary gear shift dial
Seats – Heated front (SEL, Titanium)
Seats – Rear 60/40 split fold-flat sliding bench
SecuriLockSM Passive Anti-Theft System (S, SE)
Selectable Drive Modes
SOS Post-Crash Alert SystemSM
SYNC³ with 4.2" LCD screen in center stack with AppleLinkSM 911 AssistSM and 2 smart-charging USB ports (S)
SYNC 3 with 8" LCD capacitive touchscreen with AppleLink, 911 Assist, Apple CarPlaySM compatibility, Android AutoSM compatibility, and 2 smart-charging USB ports (SE, SEL, Titanium)
Tilt/telescoping steering column
Tire Pressure Monitoring System (excludes spare, if equipped)
Transmission – 8-speed automatic (S, SE, SEL)
Transmission – eCVT (Titanium)

FORD CO-PILOT360SM TECHNOLOGY

STANDARD FEATURES:

Ford Co-Pilot360 – Auto High-Beam Headlamps • BLISSM (Blind Spot Information System) with Cross-Traffic Alert • Lane-Keeping System (includes Lane-Keeping Assist, Lane-Keeping Alert and Driver Alert System) • Pre-Collision Assist with Automatic Emergency Braking (AEB) (includes Pedestrian Detection, Forward Collision Warning and Dynamic Brake Support) • Rear View Camera Post-Collision Braking

AVAILABLE FEATURES

Cargo mat
Easy Access Cargo Shade
Engine – 2.0L EcoBoost I-4 with Auto Start-Stop Technology; includes 8-speed SelectShiftSM automatic transmission (SEL, Titanium)
Engine – 2.5L Atkinson-cycle I-4 Hybrid (SE, SEL)
Engine – 2.5L I-4 Plug-in Hybrid (SE, SEL, Titanium)
Engine block heater
Floor liners
Intelligent all-wheel drive (AWD)
Mini space-saver spare

Panoramic Vista RoofSM
Remote Start System
Roof-rail crossbars

FLEET EXCLUSIVES

Daytime running lamps (non-configurable)
Decal options
Privacy glass on rear doors, rear quarter windows and liftgate (S)
Reverse Sensing System (S)
Seat – 10-way power driver's (SE)

AVAILABLE PACKAGES⁵

Class II Trailer Tow Package (536)
Cold Weather Package (86C)
Convenience Package (86B)
Ford Co-Pilot360 Assist+ (68B)
SE Sport Appearance Package (62K)

SEL Stealth AWD Package (62L)
Technology Package (86D)
Titanium Elite Package (62U)

DIMENSIONS & CAPACITIES

EXTERIOR (in.)		
Length		180.5
Wheelbase		106.7
Width	Excluding mirrors	74.1
	Including mirrors	85.6
	Mirrors folded	78.7
Height (max.)		66.1
Lift-in height		28.1
Cargo rear opening height		30.4
Cargo rear opening width – Lower		42.1
INTERIOR (in.)		
Front		
Head room		40.0
Leg room (max.)		42.4
Hip room		55.2
Shoulder room		57.6

INTERIOR (in.)		
Rear		
Head room		39.3
Leg room		38.8 (40.7 max.)
Hip room		53.3
Shoulder room		56.0
CAPACITIES (cu. ft.)		
Cargo volume	Behind front row	65.4
	Behind rear row	33.5 (37.5 max.)
Fuel (gal.)	1.5L EcoBoost	14.8/15.7 (FWD/AWD)
	2.0L EcoBoost	15.7
	2.5L Hybrid	14.3
	2.5L Plug-in Hybrid	11.0
Seating		5

Dimensions shown for base trim level with FWD. Dimensions may vary by model.

ENGINES

	1.5L EcoBoost I-3	2.0L EcoBoost I-4	2.5L I-4 Hybrid	2.5L I-4 Plug-in Hybrid
Horsepower (hp @ rpm)	181 @ 6,000 ⁶	250 @ 5,500 ⁶	200 @ 6,250 ⁷	221 @ 6,250 ⁷
Torque (lb.-ft. @ rpm)	190 @ 3,000 ⁶	280 @ 3,000 ⁶	155 @ 4,500 ⁷	155 @ 4,500 ⁷

Horsepower and torque are independent attributes and may not be achieved simultaneously.

¹FordPass Connect, the FordPass App, and complimentary Connected Service are required for remote features (see FordPass Terms for details). Connected service and features depend on compatible AT&T network availability. Evolving technology/cellular networks/vehicle capability may limit functionality and prevent operation of connected features. Connected service excludes Wi-Fi hotspot. FordPass App, compatible with select smartphone platforms, is available via download. Message and data rates may apply. ²Wi-Fi hotspot includes complimentary wireless data trial that begins upon AT&T activation and expires at the end of 3 months or when 3GB of data is used, whichever comes first, but cannot extend beyond the complimentary subscription period for remote features. To activate, go to www.att.com/ford. ³Available on select series. Restrictions may apply. See your dealer for details. ⁴Additional charge. ⁵Visit fleet.ford.com for complete package content. ⁶Horsepower and torque ratings based on premium fuel per SAE J1349SM standard. Your results may vary. ⁷Calculated via combined performance of the engine and electric motor(s) with peak battery power. The calculations utilize SAE J1349 engine results and Ford electric motor dyno testing. Your results may vary.

2021 FORD EDGE

Midsize Utility Class

Models: SE, SEL, ST-Line, Titanium, ST




Edge Titanium, Rapid Red Metallic Tinted Clearcoat. Available equipment.

EXTERIOR COLORS⁵



INTERIOR COLORS⁵



STANDARD FEATURES

12V powerpoints (4)	Intelligent Access with push-button start
AdvanceTrac [™] with RSC [®] (Roll Stability Control [™]) and Curve Control	Intelligent all-wheel drive (AWD) (ST)
Airbags – Driver's knee, glove-box-door-integrated knee, front-seat side, and Safety Canopy [®] System with side-curtain airbags and rollover sensor	Mirrors – Power sideview
Audio – SiriusXM [®] with 360L ¹	MyKey [®]
Auto Start-Stop Technology	Personal Safety System [™] for driver and front passenger with dual-stage front airbags
Cargo Management System	Power windows with front one-touch-up/-down feature
Dual-zone electronic automatic temperature control	Seats – Rear 60/40 split fold-flat with manually reclining seat backs and folding center armrest
Easy Fuel [®] capless fuel filler	SOS Post-Crash Alert System [™]
Engine – 2.0L EcoBoost [®] I-4 (SE, SEL, ST-Line, Titanium)	SYNC [®] 4A with Enhanced Voice Recognition and 12" LCD capacitive touchscreen with 911 Assist [®]
Engine – 2.7L EcoBoost V6 (ST)	AppleLink [®] wireless Apple CarPlay [®] compatibility, wireless Android Auto [™] compatibility, digital owner's manual, Software Updates, cloud connectivity, adaptive Dash Cards, and 2 smart-charging USB ports
FordPass [™] Connect ² with 4G LTE Wi-Fi hotspot capability ³	Tilt/telescoping steering column
Front-wheel drive (FWD) (SE, SEL, ST-Line, Titanium)	Transmission – 8-speed automatic (SE, SEL, ST-Line, Titanium)
Individual Tire Pressure Monitoring System (TPMS; excludes spare)	Transmission – 7-speed automatic (ST)

FORD CO-PILOT360[™] TECHNOLOGY

STANDARD FEATURES:

Autolamp (Automatic On/Off Headlamps)	Reverse Sensing System
Ford Co-Pilot360 – Auto High-Beam Headlamps • BLIS [®] (Blind Spot Information System) with Cross-Traffic Alert • Lane-Keeping System (includes Lane-Keeping Assist, Lane-Keeping Alert and Driver Alert System) • Pre-Collision Assist with Automatic Emergency Braking (AEB) (includes Pedestrian Detection, Forward Collision Warning and Dynamic Brake Support) • Rear View Camera	
Hill Start Assist	
Post-Collision Braking	

AVAILABLE FEATURES

110V/150W AC power outlet	Intelligent all-wheel drive (AWD) (SE, SEL, ST-Line, Titanium)
Adaptive Cruise Control with Stop-and-Go and Lane Centering	Power panoramic Vista Roof [®]
Connected Built-in Navigation ⁴	Remote Start System
Engine block heater	Seats – Heated and cooled front
Enhanced Active Park Assist with parallel park; Park Out Assist; Reverse Perpendicular Parking; and Forward, Reverse, and Side Sensing Systems	Seats – Heated rear outboard
Evasive Steering Assist	Universal garage door opener
Front 180-Degree Camera with Split-View	Wireless charging pad
Front and rear floor liners	
Hands-free, foot-activated liftgate	
Heated steering wheel	

FLEET EXCLUSIVES

- LED daytime running lamps (non-configurable)
- Seat – 8-way power driver's

AVAILABLE PACKAGES⁷

Cargo Accessory Package (60A)
Class II Trailer Tow Prep Package with Trailer Sway Control (53G)
Convenience Package (51G)

Ford Co-Pilot360 Assist+ (67D)
ST Performance Brake Package (66P)
Titanium Elite Package (51E)

DIMENSIONS & CAPACITIES

EXTERIOR (in.)		INTERIOR (in.)	
Length	188.8	Rear	
Wheelbase	112.2	Head room	40.3
Width	Excluding mirrors: 75.9 Including mirrors: 85.8 Mirrors folded: 78.4	Leg room	40.6
Height	68.3	Hip room	57.5
Lift-in height	29.6	Shoulder room	60.5
Cargo rear opening height	31.3	CAPACITIES (cu. ft.)	
Cargo rear opening width at floor	46.4	Cargo volume	Behind front row: 73.4 Behind rear row: 39.2
		Fuel (gal.)	FWD: 18.4 AWD: 18.5
INTERIOR (in.)		Seating	5
Front			
Head room	40.2		
Leg room (max.)	42.6		
Hip room	55.9		
Shoulder room	60.3		

ENGINES

	2.0L EcoBoost I-4	2.7L EcoBoost V6
Horsepower (hp @ rpm)	250 @ 5,500*	335 @ 5,500*
Torque (lb.-ft. @ rpm)	280 @ 3,000*	380 @ 3,250*

Horsepower and torque are independent attributes and may not be achieved simultaneously.

¹Includes 3-month All Access trial subscription. SiriusXM audio and data services each require a subscription sold separately, or as a package, by SiriusXM Radio Inc. Your SiriusXM service will automatically stop at the end of your trial unless you decide to subscribe. If you decide to continue service after your trial, the subscription plan you choose will automatically renew thereafter and you will be charged according to your chosen payment method at then-current rates. Fees and taxes apply. To cancel you must call SiriusXM at 1-866-635-2342. See SiriusXM Customer Agreement for complete terms at www.siriusxm.com. All fees and programming subject to change. Not all vehicles or devices are capable of receiving all services offered by SiriusXM. Current information and features may not be available in all locations, or on all receivers. Satellite and streaming lineups vary slightly. ²FordPass Connect, the FordPass App, and complementary Connected Service are required for remote features (see FordPass Terms for details). Connected service and features depend on compatible AT&T network availability. Evolving technology/voluntary networks/vehicle capability may limit functionality and prevent operation of connected features. Connected service excludes Wi-Fi hotspot. FordPass App, compatible with select smartphone platforms, is available via download. Message and data rates may apply. ³Wi-Fi hotspot includes complimentary wireless data trial that begins upon AT&T activation and expires at the end of 3 months or when 3GB of data is used, whichever comes first, but cannot add beyond the complimentary subscription period for remote features. To activate, go to www.att.com/ford. Navigation services require SYNC 4 and FordPass Connect, complementary Connected Service and the FordPass App (see FordPass Terms for details). Eligible vehicles receive a complimentary 3-year trial of navigation services that begins on the new vehicle warranty start date. Customers must unlock the navigation service trial by activating the eligible vehicle with a FordPass member account. If not subscribed by the end of the complimentary period, the connected/navigation service will terminate, and the system will revert to embedded offline navigation. Connected service and features depend on compatible AT&T network availability. Evolving technology/voluntary networks/vehicle capability may limit functionality and prevent operation of connected features. FordPass App, compatible with select smartphone platforms, is available via download. Message and data rates may apply. ⁴Available on select series. Restrictions may apply. See your dealer for details. ⁵Additional charge. ⁶Visit fleet.ford.com for complete package content. ⁷Horsepower and torque ratings based on premium fuel per SAE J1349 standard. Your results may vary.

2021 FORD EXPLORER[®]

Large Utility Class

Models: Explorer, XLT, Limited, ST, King Ranch,[®] Platinum



Explorer Platinum, Oxford White. Available equipment.

EXTERIOR COLORS³



INTERIOR COLORS³



STANDARD FEATURES

12V powerpoints
AdvanceTrac[™] with RSC[®] (Roll Stability Control[™]) and Curve Control
Airbags – Driver and front-passenger knee, front-seat side, and 3-row Safety Canopy[®] System with side-curtain airbags and rollover sensor
Audio – SiriusXM[®] with 3-month All Access trial subscription
Daytime running lamps (configurable)
EcoCoach (efficient driving assistant)
Engine – 2.3L EcoBoost[®] I-4 with Auto Start-Stop Technology
FordPass[™] Connect¹ with 4G LTE Wi-Fi hotspot capability²
Individual Tire Pressure Monitoring System (TPMS; excludes spare)
LED headlamps and taillamps
Mirrors – Power sideview
MyKey[®]
Personal Safety System[™] for driver and front passenger with dual-stage front airbags

Power liftgate
Power windows and door locks with one-touch-down front-window feature
Rear-wheel drive (RWD)
Remote Keyless Entry System
Seat – 8-way power driver's
Seats – 1st-row captain's chairs
Seats – 2nd-row 40/20/40 split fold-flat
Seats – 3rd-row 50/50 split fold-flat
SecuriLock[®] Passive Anti-Theft System
SOS Post-Crash Alert System[™]
Steering wheel-mounted cruise, audio and SYNC[®] controls
SYNC 3 with 8" LCD capacitive touchscreen with AppleLink[®] 911 Assist[®], Apple CarPlay[®] compatibility, Android Auto[™] compatibility, and 2 smart-charging USB ports
Transmission – 10-speed automatic
Tri-zone electronic automatic temperature control

FORD CO-PILOT360[™] TECHNOLOGY

STANDARD FEATURES:

Autolamp (Automatic On/Off Headlamps)
Ford Co-Pilot360 – Auto High-Beam Headlamps • BLIS[®] (Blind Spot Information System) with Cross-Traffic Alert • Lane-Keeping System (includes Lane-Keeping Assist, Lane-Keeping Alert and Driver Alert System) • Pre-Collision Assist with Automatic Emergency Braking (AEB) (includes Pedestrian Detection, Forward Collision Warning and Dynamic Brake Support) • Rear View Camera
Hill Start Assist
Post-Collision Braking
Reverse Sensing System
Trailer Sway Control

AVAILABLE FEATURES

2nd-row sunblinds
10.1" LCD portrait touchscreen
360-Degree Camera
Active Park Assist 2.0
Cargo Area Management System
Dual 2nd-row smart-charging USB ports
Engine – 3.0L EcoBoost V6
Engine – 3.3L V6 Hybrid
Engine block heater
Floor liners for 1st and 2nd rows
Forward Sensing System
Hands-free, foot-activated liftgate
Heated steering wheel
Intelligent 4-wheel drive (4WD) with Terrain Management System[™] and Hill Descent Control[™]

Intelligent Access with push-button start
Intelligent Adaptive Cruise Control with Stop-and-Go, Lane Centering, and Speed Sign Recognition
Michelin[®] Selfseal[®] tires
Power-tilt/-telescoping steering column
Rain-Sensing Windshield Wipers
Reverse Brake Assist
Seats – 2nd-row captain's chairs
Twin-panel moonroof
Windshield wiper de-icer
Wireless charging pad

FLEET EXCLUSIVES

Daytime running lamps (non-configurable)
Engine – 3.3L TI-VCT V6 FFV

AVAILABLE PACKAGES⁵

Class III Trailer Tow Package (52T)
Ford Co-Pilot360 Assist+[®] (67D)
Premium Technology Package (65P)

DIMENSIONS & CAPACITIES

EXTERIOR (in.)		
Length		198.8 (199.3 ST)
Wheelbase		119.1
Width	Excluding mirrors	78.9
	Including mirrors	89.3
	Mirrors folded	82.7
Height (RWD/4WD)		69.9/70.2
Minimum running ground clearance (RWD/4WD)		7.9/8.2 (8.3 ST)
Lift-in height (RWD/4WD)		31.1/31.7
Cargo rear opening height		31.5
Cargo rear opening width at floor		47.9
INTERIOR (in.)		
1st Row		
Head room		40.7
Leg room (max.)		43.0
Hip room		59.2
Shoulder room		61.8

ST High Performance Pack (68T)
ST Street Pack (68S)
XLT Sport Appearance Package (68M)

INTERIOR (in.)		
2nd Row		
Head room		40.5
Leg room		39.0
Hip room		59.1
Shoulder room		61.9
3rd Row		
Head room		38.9
Leg room		32.2
Hip room		40.9
Shoulder room		54.6
CAPACITIES (cu. ft.)		
Cargo volume	Behind 1st row	87.8 ^{6,7}
	Behind 2nd row	47.9 ^{6,8}
	Behind 3rd row	18.2 ⁶
Fuel (gal.)	2.3L EcoBoost	17.9
	3.0L EcoBoost	20.2
	3.3L Hybrid	18.0
	3.3L V6	20.2
Seating		6, 7

ENGINES

	2.3L EcoBoost I-4	3.0L EcoBoost V6	3.3L V6 Hybrid	3.3L TI-VCT V6 FFV
Horsepower (hp @ rpm)	300 @ 5,500 ⁹	365 @ 5,500 ⁹ ; 400 @ 5,500 ⁹ (ST)	318 @ 6,500 ⁹	285 @ 6,500
Torque (lb.-ft. @ rpm)	310 @ 3,500 ⁹	380 @ 3,500 ⁹ ; 415 @ 3,500 ⁹ (ST)	322 @ 2,500 ¹⁰	260 @ 4,000

TRAILER WEIGHT RATINGS¹¹

	Max. Load
2.3L EcoBoost	5,300
3.0L EcoBoost	5,600
3.3L V6 Hybrid	5,000
3.3L V6	5,600

Horsepower, torque and towing are independent attributes and may not be achieved simultaneously.

¹FordPass Connect, the FordPass App, and complimentary Connected Service are required for remote features (see FordPass Terms for details). Connected service and features depend on compatible AT&T network availability. Evolving technology/cellular networks/vehicle capability may limit functionality and prevent operation of connected features. Connected service excludes Wi-Fi hotspot. FordPass App, compatible with select smartphone platforms, is available via download. Message and data rates may apply. ²Wi-Fi hotspot includes complimentary wireless data trial that begins upon AT&T activation and expires at the end of 3 months or when 3GB of data is used, whichever comes first, but cannot extend beyond the complimentary subscription period for remote features. To activate, go to www.ford.com/ford. ³Available on select series. Restrictions may apply. See your dealer for details. ⁴Additional charge. ⁵Visit fleet.ford.com for complete package content. ⁶Includes cargo volume under load floor and in rear quarter panel storage bin. Cargo and load capacity limited by weight and distribution. ⁷With 2nd and 3rd rows folded. ⁸With 3rd row folded. ⁹Horsepower and torque ratings based on premium fuel per SAE J1349[®] standard. Your results may vary. ¹⁰Calculated via combined performance of the engine and electric motor(s) with peak battery power. The calculations utilize SAE J1349 engine results and Ford electric motor dyno testing. Your results may vary. ¹¹Requires available Class III Trailer Tow Package. Max. towing varies based on cargo, vehicle configuration, accessories and number of passengers.

2021 FORD EXPEDITION/EXPEDITION MAX

Large Traditional Utility Class

Models: XL, XLT, Limited, King Ranch, Platinum



Expedition XLT, Oxford White. Available equipment.

EXTERIOR COLORS³



INTERIOR COLORS³



STANDARD FEATURES

12V powerpoints (4)	Personal Safety System TM for driver and front passenger with dual-stage front airbags
AdvanceTrac TM with RSC [®] (Roll Stability Control TM)	Power windows and door locks with one-touch up/down driver's window feature
Airbags – Front-seat side, and 3-row Safety Canopy [®] System with side-curtain airbags and rollover sensor	Rear-wheel drive (RWD)
Class IV trailer hitch receiver	Seats – 1st-row buckets with recline and 6-way power driver's with power lumbar support; 2nd-row 40/20/40 split (CenterSlide [®]) with recline; and 3rd-row PowerFold [®] (XLT, Limited, King Ranch, Platinum; available on XL)
Easy Fuel [®] capless fuel filler	SecuriCode [®] keyless entry keypad
Engine – 3.5L EcoBoost [®] V6 with Auto Start-Stop Technology	SecuriLock [®] Passive Anti-Theft System
FordPass TM Connect ¹ with 4G LTE Wi-Fi hotspot capability ²	SOS Post-Crash Alert System TM
Halogen headlamps with rainlamp feature	SYNC [®] with 4.2" LCD screen in center stack (XL)
Individual Tire Pressure Monitoring System (TPMS; excludes spare)	SYNC 3 with 8" LCD capacitive touchscreen with AppleLink [®] 911 Assist [®] , Apple CarPlay [®] compatibility, Android Auto [™] compatibility, and 2 smart-charging USB ports (XLT, Limited, King Ranch, Platinum)
Keyless entry with push-button start	Tilt/telescoping steering column
Mirrors – Power, heated sideview with security approach lamps	Transmission – 10-speed SelectShift [®] automatic
MyKey [®]	
Perimeter alarm	

FORD CO-PILOT360[™] TECHNOLOGY

STANDARD FEATURES:

Autolamp (Automatic On/Off Headlamps)
Ford Co-Pilot360 – Auto High-Beam Headlamps • BLIS [®] (Blind Spot Information System) with Cross-Traffic Alert • Lane-Keeping System (includes Lane-Keeping Assist, Lane-Keeping Alert and Driver Alert System) • Pre-Collision Assist with Automatic Emergency Braking (AEB) (includes Pedestrian Detection, Forward Collision Warning and Dynamic Brake Support) • Rear View Camera
Hill Start Assist
Reverse Sensing System
Trailer Sway Control

AVAILABLE FEATURES

Adaptive Cruise Control with Stop-and-Go	Panoramic Vista Roof [®]
Cargo mat	Power-deployable running boards
Continuously controlled damping (CCD) suspension	Remote Start System
ControlTrac [®] with eLSD (3.73 Electronic Limited-Slip Differential)	Seats – 2nd-row buckets with tip-and-slide feature
Engine block heater	Voice-Activated Touchscreen Navigation System
Enhanced Active Park Assist with Side Sensing System	
Hands-free, foot-activated liftgate	FLEET EXCLUSIVES
Inflatable rear-outboard safety belts	Daytime running lamps (non-configurable)
Intelligent 4-wheel drive (4WD)	Skid plates (4x4 only)

AVAILABLE PACKAGES⁶

Black Accent Package (67B)
Cargo Package (76A)
Convenience Package (50A)
Ford Co-Pilot360 Assist (55C)
FX4 Off-Road Packages (17R and 17F)
Heavy-Duty Trailer Tow Package (536)

Stealth Edition Package (303A)
Texas Edition Package (17T)

FLEET EXCLUSIVES

Livery Package (XLT) (50L)
Special Service Vehicle (SSV) Package (XL) (102A)

DIMENSIONS & CAPACITIES

EXTERIOR (in.)		Expedition	Expedition MAX
Length		210.0	221.9
Wheelbase		122.5	131.6
Width	Including mirrors	93.4	93.4
	Mirrors folded	83.6	83.6
Height	4x2	76.6	76.4
	4x4	76.4	76.2
Minimum running ground clearance	4x2	9.8	9.8
	4x4	9.8	9.7
Lift-in height		35.3	34.9
Cargo rear opening height		32.7	32.7
Cargo rear opening width – Lower		51.4	51.4
INTERIOR (in.)		Expedition	Expedition MAX
1st Row			
Head room (max.)		42.0	42.0
Leg room (max.)		43.9	43.9
Hip room		62.2	62.2
Shoulder room		64.9	64.9
2nd Row			
Head room		40.0	40.0
Leg room		41.5	41.5
Leg room (with seat full rearward)		42.6	42.6
Hip room		62.6	62.6
Shoulder room		64.8	64.8
INTERIOR (in.)		Expedition	Expedition MAX
3rd Row			
Head room		37.3	37.4
Leg room		36.1	36.1
Leg room (with 2nd-row seat full forward)		40.9	40.9
Hip room		51.4	51.4
Shoulder room		64.2	64.3
CAPACITIES (cu. ft.)			
Cargo volume	Behind 1st row	104.6	121.5
	Behind 2nd row	57.5	73.3
	Behind 2nd row (with 2nd-row seat full forward)	63.6	79.6
	Behind 3rd row	19.3	34.3
	Behind 3rd row (with 3rd-row seat full upright)	20.9	36.0
Fuel (gal.)		23.0	28.0
Seating		5, 7, 8	7, 8

TRAILER WEIGHT RATINGS⁷

Hitch Class	Expedition	Max. Load	Expedition MAX
4x2 Class IV	9,300 lbs.		9,000 lbs.
4x4 Class IV	9,200 lbs.		9,000 lbs.

¹FordPass Connect, the FordPass App, and complimentary Connected Service are required for remote features (see FordPass Terms for details). Connected service and features depend on compatible AT&T network availability. Evolving technology/cellular networks/vehicle capability may limit functionality and prevent operation of connected features. Connected service excludes Wi-Fi hotspot. FordPass App, compatible with select smartphone platforms. Is available via download. Message and data rates may apply. ²Wi-Fi hotspot includes complimentary wireless data trial that begins upon AT&T activation and expires at the end of 3 months or when 3GB of data is used, whichever comes first, but cannot extend beyond the complimentary subscription period for remote features. To activate, go to www.att.com/ford. ³Available on select series. Restrictions may apply. See your dealer for details. ⁴Additional charge. ⁵Fleet only. ⁶Visit fleet.ford.com for complete package content. ⁷Requires available Heavy-Duty Trailer Tow Package. Max. towing varies based on cargo, vehicle configuration, accessories and number of passengers.



	2022 FORD RANGER®	2021 FORD F-150®	2022 FORD SUPER DUTY® F-250/350/450 PICKUP	2022 FORD SUPER DUTY® F-350/450/550 CHASSIS CAB	2022 FORD SUPER DUTY® F-600 CHASSIS CAB	2022 FORD SUPER DUTY® F-650/750
Trims	XL, XLT, LARIAT™	XL, XLT, LARIAT, KING RANCH®, PLATINUM®, LIMITED, TREMOR®, RAPTOR®	XL, XLT, LARIAT, KING RANCH, PLATINUM, LIMITED	XL, XLT, LARIAT	XL, XLT	—
Cabs	SuperCab™, SuperCrew®	Regular Cab, SuperCab, SuperCrew	Regular Cab, SuperCab, Crew Cab	Regular Cab, SuperCab, Crew Cab	Regular Cab	Regular Cab, SuperCab, Crew Cab
Engines¹ Horsepower (hp @ rpm) Torque (lb.-ft. @ rpm)	2.3L EcoBoost® 270 @ 5,500 310 @ 3,000	3.3L Ti-VCT V6 FFV 290 @ 6,500 265 @ 4,000 2.7L EcoBoost V6 gas 325 @ 5,500 400 @ 3,500 3.5L EcoBoost V6 gas 400 @ 6,000 500 @ 3,100 5.0L Ti-VCT V8 FFV 400 @ 6,000 410 @ 4,250 3.0L Power Stroke® V6 Turbo Diesel 250 @ 3,250 440 @ 1,750 3.5L PowerBoost™ V6 Full Hybrid 430 @ 6,000² 570 @ 3,000³	6.2L V8 FFV 385 @ 5,750 430 @ 3,800 7.3L V8 gas 430 @ 5,500 475 @ 4,000 6.7L Power Stroke V8 Turbo Diesel 475 @ 2,600 1,050 @ 1,600	6.2L V8 FFV⁴ 385 @ 5,750 430 @ 3,800 7.3L V8 gas⁵ 350 @ 3,900 468 @ 3,900 6.7L Power Stroke V8 Turbo Diesel⁶ 330 @ 2,600 825 @ 2,000	7.3L V8 gas 350 @ 3,900 468 @ 3,900 6.7L Power Stroke V8 Turbo Diesel 330 @ 2,600 825 @ 2,000	7.3L V8 gas 350 @ 3,900 468 @ 3,900 6.7L Power Stroke V8 Turbo Diesel Standard 270 @ 2,400 700 @ 1,500 Available 300 @ 2,500 725 @ 1,500 Available 330 @ 2,600 750 @ 1,500
Transmissions	10-speed SelectShift® automatic	10-speed SelectShift automatic with Selectable Drive Modes (not available with the 3.5L PowerBoost) HEV electronic 10-speed automatic transmission with Selectable Drive Modes (3.5L PowerBoost only)	TorqShift® 10-speed SelectShift automatic TorqShift-G 6-speed SelectShift automatic (6.2L engine only)	TorqShift 10-speed SelectShift automatic	TorqShift 10-speed SelectShift automatic	TorqShift Heavy-Duty 6-speed automatic
Braking system	Anti-Lock Brake System (ABS)	4-wheel vented disc with Anti-Lock Brake System (ABS)	4-wheel vented disc with Anti-Lock Brake System (ABS)	4-wheel vented disc with Anti-Lock Brake System (ABS)	4-wheel vented disc with Anti-Lock Brake System (ABS)	Hydraulic brake system with ABS, Hill Start Assist and Traction Control (standard); air brake system with ABS and Traction Control (available)
Airbags	Dual-stage driver and front-passenger front, front-seat side and Safety Canopy® System	Dual-stage driver and right-front-passenger front, front-seat side and Safety Canopy System	Driver and right-front-passenger front, front-seat side and Safety Canopy System	Driver and right-front-passenger front, front-seat side and Safety Canopy System	Driver and right-front-passenger front, front-seat side and Safety Canopy System	—
Seating capacity	4, 5	2, 3, 5, 6	2, 3, 5, 6	2, 3, 5, 6	2, 3	1, 2, 3, 5, 6
Cargo capacity (cu. ft.)	43.3 (5' box); 51.8 (6' box)	52.8 (5½' box); 62.3 (6½' box); 77.4 (8' box)	65.4 (6¾' box); 78.5 (8' box)	—	—	—
Fuel tank capacity (gal.)	18.0	23.0, 26.0, 30.6, 36.0	29.0, 34.0, 48.0	26.5, 40.0, 66.5	26.5, 40.0, 66.5	50, 60 (Gas) 50, 55, 65, 115 (Diesel)
Max. payload (lbs.)²	1,860	3,325	7,850	Per application	Per application	Per application
Max. trailer towing (lbs.)²	7,500	14,000	37,000	Per application	Per application	Per application
Max. GVWR (lbs.)⁴	6,050	7,850	14,000	19,500	22,000	22,000–37,000
Max. GCWR (lbs.)²	12,500	19,500	45,300	40,000	43,000	37,000 (Gas)⁶ 50,000 (Diesel)⁶
Wheelbase (in.)	126.8	122.8–164.1	141.6–176.0	145.3–205.3	145.3–205.3	146.0–281.0
Overall length (in.)	210.8	209.1–250.3	231.8–266.2	230.7–290.7	230.7–290.7	225.0–441.0
Wheel size (in.)	16, 17, 18	17, 18, 20, 22	17, 18, 19.5, 20	17, 18, 19.5	19.5	19.5, 22.5 (F-650); 22.5 (F-750)



Horsepower, torque, payload and towing are independent attributes and may not be achieved simultaneously.

¹Visit fleet.ford.com for engine availability. ²Maximum capabilities shown are for properly configured vehicles with required equipment. For additional information, see your dealer. ³Calculated via combined performance of the engine and electric motor(s) with peak battery power. The calculations utilize SAE J1349® engine results and Ford electric motor dyno testing. Your results may vary. ⁴F-350 only. ⁵F-350/F-450/F-550. ⁶Specific GCWR applicable to a given F-650/F-750 model depends on many variables. See your Ford Dealership sales consultant for a Commercial Vehicle Tools (CVT) performance evaluation for a specific vehicle.

2022 FORD RANGER

Midsize Pickups Class
Models: XL, XLT, LARIAT™



Ranger XL SuperCab™ Iconic Silver Metallic. Available equipment.

EXTERIOR COLORS³



INTERIOR COLORS³



STANDARD FEATURES

18.0-gal. fuel tank capacity	Power windows and door locks
Airbags – Dual-stage driver and front-passenger front, front-seat side, and Safety Canopy® System with side-curtain airbags and rollover sensor	Quick-release tailgate with manual lock
AM/FM stereo with Bluetooth® capability and 4 speakers	Remote Keyless Entry System with remote tailgate lock (XL 101A and above)
Auto Start-Stop Technology	Seats – Front buckets with flow-through console
Cargo box tie-downs (4)	Seats – Rear 3-passenger bench (SuperCrew®); 2-passenger seating with removable cushions (SuperCab)
Daytime running lamps	SecuriLock® Passive Anti-Theft System
Electronic shift-on-the-fly (ESOF) 4x4	SYNC® with 4.2" LCD screen in center stack with AppleLink® 911 Assist® and 1 smart-charging USB port (XL 101A)
Engine – 2.3L EcoBoost®	SYNC 3 with 8" LCD capacitive touchscreen with AppleLink, 911 Assist, Apple CarPlay® compatibility, Android Auto™ compatibility, and 2 smart-charging USB ports (XLT, LARIAT)
Flooring – Black vinyl (XL)	Tire Pressure Monitoring System (TPMS; excludes spare)
Flooring – Carpet (XLT, LARIAT)	Transmission – 10-speed SelectShift® automatic
FordPass™ Connect ¹ with 4G LTE Wi-Fi hotspot capability ²	
Mirrors – Power sideview (XL 101A and above)	
MyKey®	

FORD CO-PILOT360™ TECHNOLOGY

STANDARD FEATURES:

Ford Co-Pilot360 (XL 101A, XLT, LARIAT) – Auto High-Beam Headlamps • BLIS® (Blind Spot Information System) with Cross-Traffic Alert • Lane-Keeping System (includes Lane-Keeping Assist, Lane-Keeping Alert and Driver Alert) • Pre-Collision Assist with Automatic Emergency Braking (AEB) • Rear View Camera

Pre-Collision Assist with Automatic Emergency Braking (AEB) (XL)

Rear View Camera (XL)

Trailer Sway Control

AVAILABLE FEATURES

Cruise control	Spray-in bedliner
Electronic-locking rear differential	Voice-Activated Touchscreen Navigation System
Engine block heater	
Floor liners	FLEET EXCLUSIVES
Flooring – Carpet	17" Silver-painted aluminum wheels
Forward Sensing System	Cruise control (XL 100A)
Manual-sliding rear window with defroster	Exterior backup alarm
Rear seat delete (SuperCab)	LED Warning Strobe
Remote Start System	SYNC (XL 100A)
Reverse Sensing System	SYNC 3 (XL 101A)
Running boards – 5" rectangular	Tires – LT265/65R17 all-terrain
SecuriCode™ keyless entry keypad	
Splash guards/mud flaps	

AVAILABLE PACKAGES⁵

Bed Utility Package (B6Q)	STX Special Edition Package (50U)
Black Appearance Package (76J)	Technology Package (67J)
Chrome Package (76G)	Trailer Tow Package (53R)
Ford Co-Pilot360 (67G)	TREMOR® Off-Road Package (91T)
FX2 Package (912)	XL Chrome Package (76H)
FX4 Off-Road Package (914)	
Sport Package (76E)	FLEET EXCLUSIVE
STX® Appearance Package (76F)	XL Power Equipment Group (67F) (available on XL 100A)

CARGO AREA

CARGO AREA (in.)	5' Box	6' Box
Length at floor	61.0	72.8
Width at wheelhouse	44.8	44.8
Max. width inside box	61.4	61.4
Volume (cu. ft.)	43.3	51.8

DIMENSIONS & CAPACITIES

DIMENSIONS (in.)	SuperCab with 6' Box	SuperCrew with 5' Box
Wheelbase	126.8	126.8
Length	210.8	210.8
Height	70.7/71.1	71.1/71.5
Width (including mirrors)	85.8	85.8
(excluding mirrors)	73.3	73.3
CAPACITIES (cu. ft.)		
Passenger volume	89.2	97.6
Cargo volume behind 1st row (rear-seat cushion folded up)	26.5	33.9

Dimensions and capacities shown may vary due to optional features and/or production variability.

ENGINE

ENGINE	Transmission (with tow/haul mode)	Horsepower (hp @ rpm)	Torque (lb.-ft. @ rpm)
2.3L EcoBoost	10-speed automatic	270 @ 5,500	310 @ 3,000

Horsepower and torque are independent attributes and may not be achieved simultaneously.

¹FordPass Connect (optional on select vehicles), the FordPass App, and complimentary Connected Service are required for remote features (see FordPass Terms for details). Connected service and features depend on compatible AT&T network availability. Evolving technology/cellular networks/vehicle capability may limit functionality and prevent operation of connected features. Connected service excludes Wi-Fi hotspot. FordPass App, compatible with select smartphone platforms, is available via download. Message and data rates may apply. ²Wi-Fi hotspot includes complimentary wireless data trial that begins upon AT&T activation and expires at the end of 3 months or when 3GB of data is used, whichever comes first, but cannot extend beyond the complimentary subscription period for remote features. To activate, go to www.att.com/ford. ³Available on select series. See your dealer for details. ⁴Additional charge. ⁵Visit fleet.ford.com for complete package content.

2021 FORD F-150[®]

Full-Size Pickups
Under 8,500 lbs. GVWR Class

Models: XL, XLT, LARIAT,[™]
KING RANCH,[®] PLATINUM,[®] LIMITED,
TREMOR,[®] RAPTOR[®]

POWER STROKE

POWERBOOST



F-150 XLT SuperCrew.[®] Iconic Silver Metallic. Available equipment.

EXTERIOR COLORS¹



INTERIOR COLORS¹



STANDARD FEATURES

AdvanceTrac[™] with RSC[®] (Roll Stability Control[™])
and Curve Control

Airbags – Dual-stage driver and right-front-passenger
front, front-seat side, and Safety Canopy[®] System with
side-curtain airbags and rollover sensor

Cargo box tie-downs (4)

Daytime running lamps (configurable)

Engine – 3.3L Ti-VCT V6 FFV¹

Engine – 2.7L EcoBoost[®] V6¹

Engine – 3.5L EcoBoost V6¹

Engine – 5.0L Ti-VCT V8 FFV¹

Flooring – Black vinyl (XL)

FordPass[™] Connect² with 4G LTE Wi-Fi
hotspot capability³

MyKey[®] (XL 101A and above)

Rear-wheel drive (4x2)

Removable tailgate with lift assist, key lock, clamp
pockets and 2 tie-down hooks/bottle openers

Seat – Front 40/20/40 split

SOS Post-Crash Alert System[™]

SYNC[®] 4 with cloud connectivity – 8" LCD touchscreen,
wireless phone connection, 911 Assist[®], AppLink[®] with
App Catalog, Apple CarPlay[®] compatibility, Android
Auto[™] compatibility, and digital owner's manual
(XL, XLT, TREMOR)

SYNC 4 with Enhanced Voice Recognition – 12" LCD
touchscreen, conversational voice command recognition,
cloud connectivity, wireless phone connection, 911 Assist,
AppLink with App Catalog, wireless Apple CarPlay
compatibility, wireless Android Auto compatibility,
and digital owner's manual (LARIAT, KING RANCH,
PLATINUM, LIMITED, RAPTOR)

Tire Pressure Monitoring System (TPMS; excludes spare)

Transmission – 10-speed SelectShift[®] automatic with
Progressive Range Select and Selectable Drive Modes
(n/a with 3.5L PowerBoost[™])

FORD CO-PILOT360[™] TECHNOLOGY

STANDARD FEATURES:

Auto High-Beam Headlamps

Ford Co-Pilot360 2.0 (XLT, LARIAT, KING RANCH, PLATINUM, LIMITED, RAPTOR) – Auto High-Beam Headlamps,
BLIS[®] (Blind Spot Information System) with Cross-Traffic Alert, Lane-Keeping System, Pre-Collision Assist with
Automatic Emergency Braking (AEB), Rear View Camera, Reverse Sensing System, Reverse Brake Assist, and
Post-Collision Braking

Lane-Keeping System

Pre-Collision Assist with Automatic Emergency Braking (AEB)

Rear View Camera

Trailer Sway Control

AVAILABLE FEATURES

4x4 – Electronic shift-on-the-fly (ESOF)
(XL, XLT, TREMOR)

4x4 – 2-speed automatic 4WD (LARIAT, KING RANCH,
PLATINUM, LIMITED, TREMOR, RAPTOR)

36.0-gal. extended-range fuel tank

BoxLink[™] with 4 premium locking cleats

Class IV trailer hitch receiver

Engine – 2.7L EcoBoost V6¹

Engine – 3.5L EcoBoost V6¹

Engine – 5.0L Ti-VCT V8 FFV¹

Engine – 3.0L Power Stroke[®] V6 Turbo Diesel¹

Engine – 3.5L PowerBoost V6 Full Hybrid

Engine block heater

Flooring – Black vinyl (XLT)

Fog lamps

Integrated trailer brake controller

Interior Work Surface

Onboard Scale with Smart Hitch

Plastic drop-in bedliner

Pro Power Onboard (2.0 kW, 2.4 kW or 7.2 kW)

Reverse Sensing System

Spray-in bedliner

Stowable bed extender

Stowable loading ramps

SYNC 4 with Enhanced Voice Recognition (XL, XLT)

Tailgate step with tailgate work surface

FLEET EXCLUSIVES

Backup Alarm System

Chrome front and rear bumpers

Daytime running lamps (non-configurable)

LED warning strobes by Sound Off Signal[™]

LT265/70R17E BSW all-terrain tires

Seat – 6-way power driver's

Skid plates (4x4)

AVAILABLE PACKAGES⁶

2.7L EcoBoost Payload Package (622)

CNG/Propane Gaseous Engine Prep Pack (98G)

Ford Co-Pilot360 2.0 (43A)

Ford Co-Pilot360 Assist 2.0 (43B)

Ford Co-Pilot360 Active 2.0 Prep Package (43C)

FX4 Off-Road Package (55A)

Heavy-Duty Payload Package (627)

Max. Trailer Tow Package (53C)

Snow Plow Prep Package (68P)

STX[®] Appearance Package (61S)

Tow Technology Package (17T)

Trailer Tow Package (53A)

XL Chrome Package (B6A)

XL Power Equipment Group (B5A)

XLT Chrome Package (B6B)

XLT Sport Package (B62)

FLEET EXCLUSIVE

XL Special Service Vehicle (SSV) Package (66S)
(requires 5.0L V8, 3.5L EcoBoost or 3.5L PowerBoost)

CARGO AREA

CARGO AREA (in.)	5½' Styleside Box	6½' Styleside Box	8' Styleside Box
Length at floor	67.1	78.9	97.6
Width at wheelhouse	50.6	50.6	50.6
Max. width inside box	65.2	65.2	65.2
Volume (cu. ft.)	52.8	62.3	77.4

DIMENSIONS & CAPACITIES

DIMENSIONS (in.)		Regular Cab		SuperCab [™]		SuperCrew	
		6½' Box	8' Box	6½' Box	8' Box	5½' Box	6½' Box
Wheelbase	4x2/4x4	122.8	141.5	145.4	164.1	145.4	157.2
Length	4x2/4x4	209.1	227.7	231.7	250.3	231.7	243.5
Height	4x2/4x4	75.6/77.0	75.2/77.0	75.5/77.2	75.6/77.1	75.6/77.2	75.8/77.6
Width (excluding mirrors)	4x2/4x4	79.9	79.9	79.9	79.9	79.9	79.9
CAPACITIES							
Passenger volume (cu. ft.)	Total	64.7	64.7	116.3	116.3	131.9	131.9
Cargo volume behind 1st row		8.8	8.8	30.6	30.6	50.9	50.9
Fuel capacity (gal.)	Std./Avail.	23.0	23.0/36.0	23.0/36.0	23.0/36.0	26.0/30.6/36.0	26.0/30.6/36.0

Dimensions and capacities shown may vary due to optional features and/or production variability.

ENGINES

	Transmission (with Selectable Drive Modes)	Horsepower (hp @ rpm)	Torque (lb.-ft. @ rpm)
3.3L Ti-VCT V6 FFV	10-speed automatic	290 @ 6,500	265 @ 4,000
2.7L EcoBoost V6	10-speed automatic	325 @ 5,500	400 @ 3,500
3.5L EcoBoost V6	10-speed automatic	400 @ 6,000	500 @ 3,100
5.0L Ti-VCT V8 FFV	10-speed automatic	400 @ 6,000	410 @ 4,250
3.0L Power Stroke V6 Turbo Diesel	10-speed automatic	250 @ 3,250	440 @ 1,750
3.5L PowerBoost Full Hybrid V6	HEV 10-speed automatic	430 @ 6,000 ²	570 @ 3,000 ¹

Horsepower and torque are independent attributes and may not be achieved simultaneously.

¹Available on select series. See your dealer for details. ²FordPass Connect, the FordPass App, and complimentary Connected Service are required for remote features (see FordPass Terms for details). Connected service and features depend on compatible AT&T network availability. Evolving technology/cellular networks/vehicle capability may limit functionality and prevent operation of connected features. Connected service excludes Wi-Fi hotspot. FordPass App, compatible with select smartphone platforms, is available via download. Message and data rates may apply. ³Wi-Fi hotspot includes complimentary wireless data trial that begins upon AT&T activation and expires at the end of 3 months or when 3GB of data is used, whichever comes first, but cannot extend beyond the complimentary subscription period for remote features. To activate, go to www.att.com/ford. ⁴Ford Licensed Accessory. ⁵Additional charge. ⁶Visit fleet.ford.com for complete package content. ⁷Calculated via combined performance of the engine and electric motor(s) with peak battery power. The calculations utilize SAE J1349[®] engine results and Ford electric motor dyno testing. Your results may vary.

2022 FORD SUPER DUTY F-250/F-350/F-450 PICKUP

Full-Size Pickups
Over 8,500 lbs. GVWR Class
Models: XL, XLT, LARIAT,TM KING RANCH,[®] PLATINUM,[®] LIMITED



F-250 XL Crew Cab, Iconic Silver Metallic. Available equipment.

EXTERIOR COLORS⁴



INTERIOR COLORS⁴



STANDARD FEATURES

4-/7-pin trailer tow connector
AdvanceTrac[™] with RSC[®] (Roll Stability Control[™])
Airbags – Driver and right-front-passenger front, front-seat side, and Safety Canopy[®] System with roll-fold side-curtain airbags
Built Ford Tough[®] trailer hitch receiver
Electronic shift-on-the-fly (ESOF) 4-Wheel-Drive System with manual locking hubs
Engine – 6.2L 2-valve V8 FFV (F-250, F-350)
Engine – 6.7L Power Stroke[®] V8 Turbo Diesel (B20-capable) (F-450)
FordPass[™] Connect¹ with 4G LTE Wi-Fi hotspot capability²
Front-passenger airbag deactivation switch (Regular Cab and SuperCab[™])
MyKey[®]

SecuriLock[®] Passive Anti-Theft System
SOS Post-Crash Alert System[™]
Stationary elevated idle control (SEIC)³
SYNC[®] (XL)
SYNC 3 (XLT)
SYNC 4 with Enhanced Voice Recognition and 12" LCD capacitive touchscreen with AppleLink[®] 911 Assist[®], Apple CarPlay[®] compatibility, Android Auto[™] compatibility, and 2 smart-charging USB ports (LARIAT and above)
Tire Pressure Monitoring System (TPMS; excludes spare) (F-250, F-350)
Trailer brake controller (XLT and above)
Transmission – TorqShift-G 6-speed SelectShift[®] automatic (F-250)
Transmission – TorqShift[®] 10-speed SelectShift automatic (F-350, F-450)

FORD CO-PILOT360[™] TECHNOLOGY

STANDARD FEATURES:

Autolamp (Automatic On/Off Headlamps) with Rainlamp
Hill Start Assist

Rear View Camera with Dynamic Hitch Assist
Trailer Sway Control

AVAILABLE FEATURES

5th-wheel and gooseneck hitch kits
110V/400W AC power outlet
Adaptive Steering
Alternator upgrades
Audible Lane Departure Warning
BLIS[®] (Blind Spot Information System) with Trailer Coverage
BoxLink[™] with 4 premium locking cleats
Engine – 6.7L Power Stroke V8 Turbo Diesel
Engine – 7.3L V8 gas
Engine block heater
Lane-Keeping Alert
LED box lighting
LED headlamps, fog lamps and taillamps
LED sideview mirror spotlights
Mirrors – PowerScope[®] trailer tow
Operator-commanded exhaust filter regeneration (with diesel engine)
Pre-Collision Assist with Automatic Emergency Braking (AEB)

Rear CHMSL camera
Reverse Sensing System
Tough Bed[®] spray-in bedliner
Trailer brake controller with Smart Trailer Tow Connector
Transfer case and fuel tank skid plates (4x4)
Transmission – Mobile and stationary mode power takeoff (PTO) provision
Ultimate Trailer Tow Camera System with Pro Trailer Backup Assist[™]
Upfitter switches (6)

FLEET EXCLUSIVES

65-mph speed limitation
75-mph speed limitation
Cruise control (XL)
Daytime running lamps (non-configurable)
Power-adjustable pedals
Upfitter interface module
XL Decor Group

AVAILABLE PACKAGES⁶

5th-wheel/Gooseneck Trailer Tow Prep Package (53W)
Black Appearance Package (17Y)
Camper Package (471)
F-250 High-Capacity Trailer Tow Package (535)
FX4 Off-Road Package (17X)
Heavy-Service Front Suspension Package (67H)
Heavy-Service Package for Pickup Box Delete (F-250, F-350 SRW) (63R)
LARIAT Sport Appearance Package (17K)
Pickup Box Delete (66D)

Power Equipment Group (XL) (90L)
Rear View Camera and Prep Kit (872)
Snow Plow Prep Package (473)
STX[®] Appearance Package (175)
TREMOR[®] Off-Road Package (17Y)
XL Value Package (96V)
XLT Premium Package (17P)
XLT Value Package (17V)

CARGO AREA

CARGO AREA (in.)	6 ³ / ₄ ' Box	8' Box
Length at floor	81.9	98.1
Width at wheelhouse	50.5	50.5
Max. width inside box	66.9	66.9
Volume (cu. ft.)	65.4	78.5

DIMENSIONS & CAPACITIES

DIMENSIONS (in.)	Regular Cab 8' Box	SuperCab		Crew Cab	
		6 ³ / ₄ ' Box	8' Box	6 ³ / ₄ ' Box	8' Box
Wheelbase	141.6	148.0	164.2	159.8	176.0
Length	231.8	238.2	254.4	250.0	266.2
Width (excluding mirrors)	SRW/DRW	80.0/96.0	80.0/96.0	80.0/96.0	80.0/96.0
CAPACITIES					
Passenger volume (cu. ft.)	Total	64.6	116.0	131.8	131.8
Cargo volume behind 1st row		11.6	31.6	52.1	52.1
Fuel capacity (gal.)	gas/diesel	34.0/29.0	34.0/29.0	34.0/34.0	48.0/48.0
Max. payload ⁷ (lbs.)	4x2/4x4	7,850/7,210	4,350/4,610	7,190/6,770	4,290/4,460

Dimensions and capacities shown may vary due to optional features and/or production variability.

ENGINES

	6.2L 2-valve V8 FFV 12V, 650-CCA/72-amp-hr; 12V, 750-CCA/78-amp-hr (not available on XL) (Dual 12V, 750-CCA/78-amp-hr available)	7.3L 2-valve V8 Gas 12V, 750-CCA/78-amp-hr (Dual 12V, 750-CCA/78-amp-hr available)	6.7L Power Stroke V8 Turbo Diesel Dual 12V, 750-CCA/78-amp-hr
Battery			
Alternator	157-amp (200-amp and 240-amp available)	240-amp (397-amp available)	175-amp (240-amp, 332-amp, 397-amp available)
Horsepower (hp @ rpm)	385 @ 5,750	430 @ 5,500	475 @ 2,600
Torque (lb.-ft. @ rpm)	430 @ 3,800	475 @ 4,000	1,050 @ 1,600
Recommended fuel	Regular unleaded or E85	Regular unleaded	Ultra-Low-Sulfur Diesel or B20 (containing 20% or less biodiesel)

Horsepower, torque and payload are independent attributes and may not be achieved simultaneously.

¹FordPass Connect (optional on select vehicles), the FordPass App, and complimentary Connected Service are required for remote features (see FordPass Terms for details). Connected service and features depend on compatible AT&T network availability. Evolving technology/cellular networks/vehicle capability may limit functionality and prevent operation of connected features. Connected service excludes Wi-Fi hotspot. FordPass App, compatible with select smartphone platforms, is available via download. Message and data rates may apply. ²Wi-Fi hotspot includes complimentary wireless data trial that begins upon AT&T activation and expires at the end of 3 months or when 3GB of data is used, whichever comes first, but cannot extend beyond the complimentary subscription period for remote features. To activate, go to www.att.com/ford. ³Final-stage manufacturer or upfitter must supply control switches. ⁴Available on select series. See your dealer for details. ⁵Additional charge. ⁶Visit fleet.ford.com for complete package content. ⁷Maximum capabilities shown are for properly equipped vehicles with required equipment and a 150-lb. driver. Weight of additional options, equipment, passengers and cargo must be deducted from this weight. For additional information, see your Ford Dealer.

2022 FORD SUPER DUTY F-350/F-450/F-550 CHASSIS CAB

Class 3-5 Chassis Cabs
Models: XL, XLT, LARIAT™



F-450 XL Regular Cab, Race Red. Available Wrecker Package. Available and aftermarket upfit equipment.

EXTERIOR COLORS⁴



INTERIOR COLORS⁴



STANDARD FEATURES

7-wire trailer tow harness (blunt-cut and labeled)
40.0-gal. fuel tank capacity
AdvanceTrac™ with RSC® (Roll Stability Control™)
Airbags – Driver and right-front-passenger front, front-seat side, and Safety Canopy® System with roll-fold side-curtain airbags
Engine – 6.2L 2-valve V8 FFV (F-350 SRW/DRW)
Engine – 7.3L V8 gas (F-450/F-550)
FordPass™ Connect¹ with 4G LTE Wi-Fi hotspot capability²
Front tow hooks (2)
Front twin-coil monobeam suspension (F-350 4x4, F-450, F-550)
Front Twin-I-Beam with coil spring suspension (F-350 4x2)
Mirrors – Manually telescoping trailer tow (XL, XLT)
Passenger airbag deactivation switch (Regular Cab and SuperCab™)

SecuriLock® Passive Anti-Theft System
Stationary elevated idle control (SEIC)³
SOS Post-Crash Alert System™
SYNC® (XL)
SYNC 3 (XLT)
SYNC 4 with Enhanced Voice Recognition and 12" LCD capacitive touchscreen with AppLink® 911 Assist®, Apple CarPlay® compatibility, Android Auto™ compatibility, and 2 smart-charging USB ports (LARIAT)
Tire Pressure Monitoring System (TPMS; excludes spare) (F-350)
Transmission – Power takeoff (PTO) provision (diesel engine)
Transmission – TorqShift® 10-speed SelectShift® automatic
Upfitter switches (6)

FORD CO-PILOT360™ TECHNOLOGY

STANDARD FEATURES:

Autolamp (Automatic On/Off Headlamps) with Rainlamp
Hill Start Assist

Trailer Sway Control

AVAILABLE FEATURES

26.5-gal. midship fuel tank
110V/400W AC power outlet
Aft-of-axle frame extension
Audible Lane Departure Warning
Dual diesel fuel tanks (40.0-gal. aft-of-axle and 26.5-gal. midship)
Electronic shift-on-the-fly (ESOF) 4-Wheel-Drive System with manual locking hubs
Engine – 6.7L Power Stroke V8 Turbo Diesel
Flooring – Carpet delete
LED sideview mirror spotlights
Mirrors – PowerScope® trailer tow
Operator-commanded exhaust filter regeneration (with diesel engine)
Pre-Collision Assist with Automatic Emergency Braking (AEB)

Trailer brake controller with Smart Trailer Tow Connector
Transmission – Power takeoff (PTO) provision (gas engine)
Upfitter interface module

FLEET EXCLUSIVES

65-mph speed limitation
75-mph speed limitation
Daytime running lamps (non-configurable)
Cruise control
Power-adjustable pedals
Tire Pressure Monitoring System delete (F-350 SRW >10,000 lbs. GVWR)

AVAILABLE PACKAGES⁶

16,000-lb. GVWR Package (68L)
Extra-Heavy-Duty Front-End Suspension Package (67P)
Extra-Heavy-Service Front Suspension Package (67X)
Heavy-Service Front Suspension Package (67H)
LARIAT Value Package (96L)
Low Deflection Package (86S)
Payload Downgrade Package (68D)
Payload Upgrade Package (68U)
Payload Plus Upgrade Package (68M)
Power Equipment Group (90L)
Rear View Camera and Prep Kit (872)
Snow Plow Prep Package (473)

Trailer Tow Package (531)
Trailer Tow High-Capacity Package (535)
Wrecker Package (474)
XL Value Package (96V)
XLT Value Package (17V)

FLEET EXCLUSIVES

Ambulance Prep Package (47A/47L)
Fire/Rescue Prep Package (47J)
XL Decor Group (17F)

CAB-TO-AXLE AVAILABILITY (in.)

	Regular Cab				SuperCab		Crew Cab	
Cab-to-axle	60.0	84.0	108.0	120.0	60.0	84.0	60.0	84.0
Wheelbase	145.3	169.3	193.3	205.3	167.9	191.9	179.8	203.8

CAPACITIES

		Regular Cab	SuperCab	Crew Cab
Passenger volume (cu. ft.)	Total	64.6	116.0	131.8
Cargo volume behind 1st row		11.6	31.6	52.1
Fuel capacity (gal.)	SRW	40.0 (26.5 optional)	40.0 (26.5 optional)	40.0 (26.5 optional)
	DRW	40.0 (26.5 or 66.5 optional)	40.0 (26.5 or 66.5 optional)	40.0 (26.5 or 66.5 optional)

Capacities shown may vary due to optional features and/or production variability.

ENGINES

	6.2L 2-valve V8 FFV 12V, 650-CCA/72-amp-hr (XL); 12V, 750-CCA/78-amp-hr (XLT, LARIAT)	7.3L 2-valve V8 Gas 12V, 750-CCA/78-amp-hr (Dual 12V, 750-CCA/ 78-amp-hr available)	6.7L Power Stroke V8 Turbo Diesel Dual 12V, 750-CCA/78-amp-hr
Battery			
Alternator	200-amp (240-amp available)	240-amp (397-amp available)	240-amp (332-amp and 397-amp available)
Horsepower (hp @ rpm)	385 @ 5,750	350 @ 3,900	330 @ 2,600
Torque (lb.-ft. @ rpm)	430 @ 3,800	468 @ 3,900	825 @ 2,000
Recommended fuel	Regular unleaded or E85	Regular unleaded	Ultra-Low-Sulfur Diesel or B20 (containing 20% or less biodiesel)

¹Horsepower and torque are independent attributes and may not be achieved simultaneously.

²FordPass Connect (optional on select vehicles), the FordPass App, and complimentary Connected Service are required for remote features (see FordPass Terms for details). Connected service and features depend on compatible AT&T network availability. Evolving technology/cellular networks/vehicle capability may limit functionality and prevent operation of connected features. Connected service excludes Wi-Fi hotspot. FordPass App, compatible with select smartphone platforms, is available via download. Message and data rates may apply. ³Wi-Fi hotspot includes complimentary wireless data trial that begins upon AT&T activation and expires at the end of 3 months or when 3GB of data is used, whichever comes first, but cannot extend beyond the complimentary subscription period for remote features. To activate, go to www.att.com/ford. ⁴Final-stage manufacturer or upfitter must supply control switches. ⁵Available on select series. See your dealer for details. ⁶Additional charge. ⁷Visit fleet.ford.com for complete package content.

2022 FORD SUPER DUTY® F-600 CHASSIS CAB

Class 6 Chassis Cab
Models: XL, XLT



F-600 XLT Regular Cab, Oxford White. Available and aftermarket upfit equipment.

EXTERIOR COLORS⁴



INTERIOR COLOR⁴



STANDARD FEATURES

7-wire trailer tow harness (blunt-cut and labeled)
40.0-gal. fuel tank capacity
AdvanceTrac[™] with RSC[®] (Roll Stability Control[™])
Airbags – Driver and right-front-passenger front, front-seat side, and Safety Canopy[®] System with roll-fold side-curtain airbags
Engine – 7.3L V8 gas
Extra-Heavy-Duty Front-End Suspension
FordPass[™] Connect¹ with 4G LTE Wi-Fi hotspot capability²
Front tow hooks (2)
Front twin-coil monobeam suspension
Mirrors – Manually telescoping trailer tow

Passenger airbag deactivation switch
SecuriLock[®] Passive Anti-Theft System
Stationary elevated idle control (SEIC)³
SOS Post-Crash Alert System[™]
SYNC[®] (XL)
SYNC 3 (XLT)
Transmission – Power takeoff (PTO) provision
Transmission – TorqShift[®] 10-speed SelectShift[®] automatic
Upfitter switches (6)

FORD CO-PILOT360[™] TECHNOLOGY

STANDARD FEATURES:

Autolamp (Automatic On/Off Headlamps) with Rainlamp
Hill Start Assist

Trailer Sway Control

AVAILABLE FEATURES

26.5-gal. midship fuel tank
110V/400W AC power outlet
Dual diesel fuel tanks (40.0-gal. aft-of-axle and 26.5-gal. midship)
Electronic shift-on-the-fly (ESOF) 4-Wheel-Drive System with manual locking hubs
Engine – 6.7L Power Stroke[®] V8 Turbo Diesel
Flooring – Carpet delete
LED sideview mirror spotlights
Mirrors – PowerScope[®] trailer tow
Operator-commanded exhaust filter regeneration (with diesel engine)

Power-adjustable pedals
Trailer brake controller with Smart Trailer Tow Connector
Upfitter interface module

FLEET EXCLUSIVES

65-mph speed limitation
75-mph speed limitation
Daytime running lamps (non-configurable)
Cruise control

AVAILABLE PACKAGES⁵

7.3L CNG/Propane Gaseous Engine Prep Package (9BG)
Low Deflection Package (86S)
Power Equipment Group (90L)
Rear View Camera and Prep Kit (87J)
Snow Plow Prep Package (47J)
XL Value Package (96V)
XLT Value Package (17V)

FLEET EXCLUSIVES

Ambulance Prep Package (47A/47L)
Fire/Rescue Prep Package (47J)
XL Decor Group (17F)

CAB-TO-AXLE AVAILABILITY (in.)

	Regular Cab			
Cab-to-axle	60.0	84.0	108.0	120.0
Wheelbase	145.3	169.3	193.3	205.3

CAPACITIES

Passenger volume (cu. ft.)	Total	64.6
Cargo volume behind 1st row		11.6
Fuel capacity (gal.)		40.0 (26.5 or 66.5 optional)

Capacities shown may vary due to optional features and/or production variability.

ENGINES

	7.3L 2-valve V8 Gas	6.7L Power Stroke V8 Turbo Diesel
Battery	12V, 750-CCA/78-amp-hr (Dual 12V, 750-CCA/78-amp-hr available)	Dual 12V, 750-CCA/78-amp-hr
Alternator	240-amp (397-amp available)	240-amp (332-amp and 397-amp available)
Horsepower (hp @ rpm)	350 @ 3,900	330 @ 2,600
Torque (lb.-ft. @ rpm)	468 @ 3,900	825 @ 2,000
Recommended fuel	Regular unleaded	Ultra-Low-Sulfur Diesel or B20 (containing 20% or less biodiesel)

¹Horsepower and torque are independent attributes and may not be achieved simultaneously.

²FordPass Connect (optional on select vehicles), the FordPass App, and complimentary Connected Service are required for remote features (see FordPass Terms for details). Connected service and features depend on compatible AT&T network availability. Evolving technology/cellular networks/vehicle capability may limit functionality and prevent operation of connected features. Connected service excludes Wi-Fi hotspot. FordPass App, compatible with select smartphone platforms, is available via download. Message and data rates may apply. ³Wi-Fi hotspot includes complimentary wireless data trial that begins upon AT&T activation and expires at the end of 3 months or when 3GB of data is used, whichever comes first, but cannot extend beyond the complimentary subscription period for remote features. To activate, go to www.att.com/ford. ⁴Final-stage manufacturer or upfitter must supply control switches. ⁵Available on select series. See your dealer for details. ⁶Visit fleet.ford.com for complete package content.

2022 FORD SUPER DUTY® F-650/F-750 GAS

Class 6-7 Conventional Chassis Cabs



EXTERIOR COLORS



INTERIOR COLOR



STANDARD FEATURES

50.0-gal. fuel tank capacity (Regular Cab, SuperCab®)
60.0-gal. fuel tank capacity (Crew Cab)
Air conditioning – Manual with integral heater and defroster
Alternator – Extra-heavy-duty, 210-amp, 12V, brushless, pad-mounted
Audio – Bluetooth® capable AM/FM stereo with USB port
Autolamp (Automatic On/Off Headlamps)
Battery – 900-CCA, 12V, Motorcraft®
Belt-Minder® front safety belt reminder
Brakes – Bosch® Hydro-Max® hydraulic brake system with traction control and Hill Start Assist
Bumper – Front: full-width, black
Engine – 7.3L 2-valve V8 gas
Exhaust – Single, horizontal, catalytic converter, frame-mounted right side back of cab; downward-facing outlet tip
Fleet telematics modem

Frame-mounted body-builder wiring at back of cab
Grille – Black-painted composite (not available with frame extension)
Hood – Frame-mounted front-end-tilting fiberglass hood and fenders assembly with torsion-bar assist (includes integrated noise shield, inner splash shields and mud flaps)
Lamps – Roof marker/clearance, amber lenses (5)
Mirrors – Black, dual rectangular, manually adjustable/folding with integrated blind spot mirrors, sail-type, 96"-wide spacing
Radiator – Aluminum with in-tank transmission cooler
Safety belts – Black with fixed D-rings at all positions (Regular Cab)
Safety belts – Color-keyed with front-seat adjustable D-rings (SuperCab, Crew Cab)
Transmission – TorqShift® Heavy-Duty 6-speed automatic (without PTO provision)
Wheel seals (front and rear axle), oil-lubricated wheel bearings (front and rear)

AVAILABLE FEATURES

7-way trailer connection socket
60.0-gal. fuel tank single rectangular steel, frame-mounted on left side (Regular Cab and SuperCab)
Alternator – 240-amp, 12V
Alternators – Dual heavy-duty 397-amp total
Backup alarm – 102-decibel
Batteries – 900-CCA, 12V Motorcraft (2 for a total of 1,800-CCA)
Body-builder special wiring harness (straight frame)
Body-builder wiring to end of frame
Brakes – Hydraulic brake electronic stability control (ESC)
Bumper – Front: 3" extension
Bumper – Front: full-width, chrome-plated steel (included with Exterior Appearance Package)
Bumper – Front: swept-back, Dark Shadow Gray-painted steel (requires integral front frame extension; straight frame)
Daytime running lamps (non-configurable)
Engine block heater

Engine-idle shutdown timer (5-, 10-, 15- and 20-minute options)
Front fender-mounted auxiliary spot mirrors
Grille – Fixed, black/gray
Mirrors – Dual rectangular folding, sail-type sideview; available chrome caps; available power adjustment; available heater; available 96" and 102" width spacings
Mud flaps – Rear
Multiple frame options, including an Outer C-Channel reinforcement and available 20" frame extension
Seats – 30/70, 40/20/40, 30/0/30 and 30/0/0 front seat combinations
SecuriLock® Passive Anti-Theft System
Top road speed limiter (65- and 70-mph options)
Transmission – Mobile and stationary mode power takeoff (PTO) provision
Upfitter Interface Module
Upfitter switches (4) located in center stack with connector access located in engine compartment; includes 10-, 15- and two 25-amp switches

AVAILABLE PACKAGES¹

Beverage Delivery Package (19B)
Exterior Appearance Package (90E)
Hydraulic Brake Driver-Assist Technology Package (87H)

Interior Appearance Package (90A)
Power Equipment Package (90P)

FRAMES

MODEL	533	534	535	536	537	538	539	536 + 41R²
F-650 Pro Loader®	—	—	—	—	●	—	—	—
F-650	○	●	○	○	—	○	—	—
F-750	—	—	●	○	—	○	○	○
Depth (in.)	9.126	10.126	10.252	10.126	9.126	10.250	10.378	10.866
Width (in.)	3.063	3.063	3.091	3.579	3.063	3.610	3.701	3.894
Thickness (in.)	0.312	0.312	0.375	0.312	0.312	0.375	0.438	0.624
Yield (psi)	80,000	50,000	80,000	120,000	80,000	120,000	120,000	120,000
Max. Section Modulus (cu. in.)	10.75	12.64	15.14	14.18	10.75	16.98	20.11	29.20
Max. Resisting Bending Moment (in.-lbs.)	859,200	632,000	1,211,200	1,701,600	860,000	2,038,000	2,413,200	3,504,000

● Standard ○ Optional — Not Available

RATINGS & DIMENSIONS

RATINGS		F-650 Pro Loader Min.—Max.	F-650 Min.—Max.	F-750 Min.—Max.
Powertrain hp/torque (lb.-ft.)		350/468	350/468	350/468
GVWR (lbs.)		22,000–26,000	26,000–29,000	31,000–37,000
Front axle (lbs.)		8,500	8,500–10,000	10,000–12,000
Rear axle (lbs.)		13,500–17,500	17,500–19,000	21,000
Rear springs (lbs.)		15,500–19,000	19,000–21,000	21,000–23,000
DIMENSIONS (in.)				
Wheelbase/cab-to-axle	Regular Cab	158/84–242/168	158/84–281/207	158/84–281/207
	SuperCab	179/84–239/144	179/84–281/186	179/84–281/186
	Crew Cab	194/84–254/144	182/72–278/168	182/72–266/156

Ratings and dimensions shown may vary due to optional features and/or production variability.



2022 FORD SUPER DUTY F-650/F-750 DIESEL

Class 6-7 Conventional
Chassis Cabs and Tractors



F-750 Crew Cab, Tangier Orange. Available and aftermarket upfit equipment.

EXTERIOR COLORS



INTERIOR COLOR



STANDARD FEATURES

8.0-gal. DEF tank
50.0-gal. fuel tank capacity (Regular Cab)
65.0-gal. fuel tank capacity (SuperCab[®] Crew Cab)
Alternator – Extra-heavy-duty, 200-amp, 12V, brushless, pad-mounted
Audio – Bluetooth[®] capable AM/FM stereo with USB port
Autolamp (Automatic On/Off Headlamps)
Batteries – 750-CCA, 12V, Motorcraft[®] (2 for a total of 1,500-CCA)
Belt-Minder[®] front safety belt reminder
Brakes – Air brake system with 4-channel Anti-Lock Brake System (ABS), traction control and hand control valve for trailer brake (Tractor)
Brakes – Bosch[®] Hydro-Max[®] hydraulic brake system with traction control and Hill Start Assist (not available on Tractor)
Bumper – Front: full-width, black
Engine – 6.7L Power Stroke[®] V8 Turbo Diesel
Exhaust – Single, switchback-style, horizontal; frame-mounted right rail under cab with outside of frame rail rear discharge

AVAILABLE FEATURES

55.0-gal. fuel tank single rectangular aluminum, frame-mounted on left side (Regular Cab; not available on Pro Loader[®])
65.0-gal. fuel tank single rectangular aluminum, frame-mounted on left side (Regular Cab)
115.0-gal. fuel tank dual rectangular aluminum (65.0-gal. left-hand tank and 50.0-gal. right-hand tank) (not available on Tractor)
Active diesel particulate filter regeneration control
Air suspension (requires air brake or compressor)
Alternator – 240-amp, 12V
Alternator – Dual, heavy-duty, 357-amp, 12V
Batteries – 900-CCA, 12V Motorcraft (2 for a total of 1,800-CCA or 3 for a total of 2,700-CCA)
Body-builder special wiring harness (straight frame)
Body-builder wiring to end of frame (not available on Tractor)
Brakes – Air brake electronic stability control (ESC) (Chassis Cab)
Brakes – Hydraulic brake electronic stability control (ESC)
Bumper – Front: 3" extension

Fleet telematics modem
Frame-mounted body-builder wiring at back of cab (not available on Tractor)
Grille – Black-painted plastic (not available with frame extension)
Lamps – Roof marker/clearance, amber lenses (5)
Manual regeneration initiation (driver interface in productivity screen)
Mirrors – Black, dual rectangular, manually adjustable/folding with integrated blind spot mirrors, sail-type, 96"-wide spacing
Safety belts – Black with adjustable D-rings at all outboard positions (Regular Cab)
Safety belts – Color-keyed with front-seat adjustable D-rings (SuperCab, Crew Cab)
Transmission – TorqShift[®] Heavy-Duty 6-speed automatic (without PTO provision)
Wheel seals (front and rear axle), oil-lubricated wheel bearings (front and rear)

Bumper – Front: full-width, chrome-plated steel (included with Exterior Appearance Package)
Bumper – Front: swept-back, Dark Shadow Gray-painted steel (requires bolt-on-type frame extension or integral front frame extension; straight frame)
Engine block heater
Engine-idle shutdown timer (5-, 10-, 15- and 20-minute options)
Exhaust – Single, switchback-style, horizontal; frame-mounted outside right rail under cab with vertical exhaust
Exhaust – Single, torpedo-style, horizontal; frame-mounted right-side back of cab with underbody exit in front of axle
Front fender-mounted auxiliary spot mirrors
Multiple frame options, including an Outer C-Channel reinforcement and available 20" frame extension
Seats – 30/70, 40/20/40, 30/0/30 and 30/0/0 front seat combinations
SecuriLock[®] Passive Anti-Theft System
Top road speed limiter (65- and 70-mph options)
Transmission – Mobile and stationary mode power takeoff (PTO) provision
Upfitter Interface Module

AVAILABLE PACKAGES¹

Air Brake Driver-Assist Technology Package with Bendix[®] Wingman Advanced (87A)
Beverage Delivery Package (19B)
Exterior Appearance Package (90E)
Fire/Rescue Prep Package (19F)
Hydraulic Brake Driver-Assist Technology Package (87H)
Interior Appearance Package (90A)
Power Equipment Package (90P)

FRAMES

	Frame Order Code							
MODEL	533	534	535	536	537	538	539	536 + 41R ²
F-650 Pro Loader	—	—	—	—	●	—	—	—
F-650	○	●	○	○	—	○	—	—
F-650 Tractor (Includes tapered end of frame)	—	—	—	●	—	—	—	—
F-750	—	—	●	○	—	○	○	○
F-750 Tractor (Includes tapered end of frame)	—	—	—	●	—	—	—	—
Depth (in.)	9.126	10.126	10.252	10.126	9.126	10.250	10.378	10.866
Width (in.)	3.063	3.063	3.091	3.579	3.063	3.610	3.701	3.894
Thickness (in.)	0.312	0.312	0.375	0.312	0.312	0.375	0.438	0.624
Yield (psi)	80,000	50,000	80,000	120,000	80,000	120,000	120,000	120,000
Max. Section Modulus (cu. in.)	10.75	12.64	15.14	14.18	10.75	16.98	20.11	29.20
Max. Resisting Bending Moment (in.-lbs.)	859,200	632,000	1,211,200	1,701,600	860,000	2,038,000	2,413,200	3,504,000

● Standard ○ Optional — Not Available

RATINGS & DIMENSIONS

	F-650 Pro Loader Min.-Max.	F-650 Min.-Max.	F-650 Tractor Min.-Max.	F-750 Min.-Max.	F-750 Tractor Min.-Max.
RATINGS					
Powertrain hp/torque (lb.-ft.)	270/700–330/750	270/700–330/750	270/700–330/750	270/700–330/750	270/700–330/750
GVWR (lbs.)	20,500–26,000	26,000–29,000	27,500–29,000	31,000–37,000	31,000–37,000
Front axle (lbs.)	8,500	8,500–10,000	10,000	10,000–14,000	10,000–14,000
Rear axle (lbs.)	13,500–17,500	17,500–19,000	17,500–19,000	21,000–26,000	21,000–26,000
Rear springs (lbs.)	15,500–19,000	19,000–21,000	19,000–21,000	21,000–31,000	21,000–31,000
Rear air suspension (lbs.)	12,000–19,000	19,000–21,000	19,000–21,000	21,000–23,000	21,000–23,000
DIMENSIONS (in.)					
Wheelbase/cab-to-axle					
Regular Cab	158/84–242/168	158/84–281/207	146/72–158/84	158/84–281/207	146/72–158/84
SuperCab	179/84–239/144	179/84–281/207	167/72–179/84	179/84–281/186	167/72–179/84
Crew Cab	194/84–254/144	182/72–278/168	182/72	182/72–266/156	182/72

Ratings and dimensions shown may vary due to optional features and/or production variability.



	2022 TRANSIT CONNECT® CARGO VAN	2022 TRANSIT CONNECT PASSENGER WAGON	2021 TRANSIT® CARGO VAN	2021 TRANSIT CREW VAN	2021 TRANSIT PASSENGER VAN	2021 TRANSIT CUTAWAY & CHASSIS CAB	2022 E-SERIES® CUTAWAY & STRIPPED CHASSIS
Models	XL, XLT	XL, XLT, Titanium	Transit-150, Transit-250, Transit-350, Transit-350 HD	Transit-150, Transit-250, Transit-350, Transit-350 HD	Transit-150, Transit-350, Transit-350 HD (XL, XLT)	Transit-250, Transit-350, Transit-350 HD	E-350, E-450
Cabs/Configurations	Cargo Van	Passenger Wagon	Cargo Van	Crew Van	Passenger Van	Cutaway, Chassis Cab	Cutaway, Stripped Chassis
Engines¹ Horsepower (hp @ rpm) Torque (lb.-ft. @ rpm)	2.0L GDI I-4 with Auto Start-Stop Technology 162 @ 6,500 144 @ 4,500 2.5L IVCT I-4 169 @ 6,000 171 @ 4,500	2.0L GDI I-4 with Auto Start-Stop Technology 162 @ 6,500 144 @ 4,500 2.5L IVCT I-4 169 @ 6,000 171 @ 4,500	3.5L PFDI V6 275 @ 6,250 260 @ 4,000 3.5L EcoBoost® V6 (AWD) with Auto Start-Stop Technology 295 @ 5,000 375 @ 2,500 3.5L EcoBoost V6 (RWD) with Auto Start-Stop Technology 310 @ 5,000 400 @ 2,500	3.5L PFDI V6 275 @ 6,250 260 @ 4,000 3.5L EcoBoost V6 (AWD) with Auto Start-Stop Technology 295 @ 5,000 375 @ 2,500 3.5L EcoBoost V6 (RWD) with Auto Start-Stop Technology 310 @ 5,000 400 @ 2,500	3.5L PFDI V6 275 @ 6,250 260 @ 4,000 3.5L EcoBoost V6 (AWD) with Auto Start-Stop Technology 295 @ 5,000 375 @ 2,500 3.5L EcoBoost V6 (RWD) with Auto Start-Stop Technology 310 @ 5,000 400 @ 2,500	3.5L PFDI V6 275 @ 6,250 260 @ 4,000 3.5L EcoBoost V6 (AWD) with Auto Start-Stop Technology 295 @ 5,000 375 @ 2,500 3.5L EcoBoost V6 (RWD) with Auto Start-Stop Technology 310 @ 5,000 400 @ 2,500	7.3L V8 Premium 350 @ 3,900 468 @ 3,900 7.3L V8 Economy 300 @ 3,750 425 @ 3,250
Transmissions	8-speed SelectShift® automatic 6-speed SelectShift automatic (Standard with 2.5L engine)	8-speed SelectShift automatic 6-speed SelectShift automatic (Standard with 2.5L engine)	10-speed SelectShift automatic with overdrive	10-speed SelectShift automatic with overdrive	10-speed SelectShift automatic with overdrive	10-speed SelectShift automatic with overdrive	6-speed TorqShift® automatic with overdrive and tow/haul mode with Hill Start Assist
Braking system	4-wheel disc with Anti-Lock Brake System (ABS)	4-wheel disc with Anti-Lock Brake System (ABS)	4-wheel disc with Anti-Lock Brake System (ABS)	4-wheel disc with Anti-Lock Brake System (ABS)	4-wheel disc with Anti-Lock Brake System (ABS)	4-wheel disc with Anti-Lock Brake System (ABS)	4-wheel disc with Anti-Lock Brake System (ABS) with standard Electronic Stability Control
Airbags	Driver and front-passenger front, front-seat side and Safety Canopy® System	Driver and front-passenger front, front-seat side and Safety Canopy System	Driver and front-passenger front, front-seat side and Safety Canopy System	Driver and front-passenger front, front-seat side and Safety Canopy System	Driver and front-passenger front, front-seat side and Safety Canopy System	Driver and front-passenger front, front-seat side and Safety Canopy System	Driver and front-passenger front (Cutaway)
Seating capacity	2	5-7	1-2	5	2, 5, 8, 10, 12, 14, 15	1-2	2-3
Max. cargo capacity (cu. ft.)	104.8 (SWB); 127.4 (LWB)	106.0	277.7 (LR); 357.1 (MR); 404.3 (HR); 487.3 (HR Extended-Length)	204.7* (LR); 263.4* (MR); 300.2* (HR); 383.3* (HR Extended-Length)	256.4 (LR); 336.1 (MR); 382.6 (HR); 461.9 (HR Extended-Length) (behind 1st row)	—	—
Fuel tank capacity (gal.)	15.8	15.8	25.0	25.0	25.0	25.0	40.0, 55.0
Max. payload (lbs.)²	1,585³	1,435³	5,174	4,290	3,494	6,466 (Cutaway); 6,452 (Chassis Cab)	7,210 (E-350 Cutaway); 8,980 (E-450 Cutaway); 7,820 (E-350 Stripped Chassis); 9,690 (E-450 Stripped Chassis)
Max. trailer towing (lbs.)²	2,000⁴	2,000⁴	6,900	6,500	4,600	7,500	10,000
Max. GVWR (lbs.)⁵	5,302⁵	5,420⁵	8,670–11,000	8,670–10,360	8,550–10,360	9,070–11,000	10,050–14,500
Max. GCWR (lbs.)⁵	6,060¹	6,380⁵	13,000	13,000	11,200	15,000	13,000–22,000
Wheelbase (in.)	104.8 (SWB); 120.6 (LWB)	120.6¹	129.9 (Regular); 147.6 (Long)	129.9 (Regular); 147.6 (Long)	129.9 (Regular); 147.6 (Long)	138.0 (Regular); 155.7 (Long); 178.0 (Extended-Length)	138.0, 158.0, 176.0
Overall length (in.)	174.2 (SWB); 190.0 (LWB)	190.0	219.9 (LR)/217.8 (MR) (Regular); 237.6 (LR)/235.5 (MR and HR) (Long); 263.9 (Extended-Length)	219.9 (LR)/217.8 (MR) (Regular); 237.6 (LR)/235.5 (MR and HR) (Long); 263.9 (Extended-Length)	219.9 (LR)/217.8 (MR) (Regular); 237.6 (LR)/235.5 (MR and HR) (Long); 263.9 (Extended-Length)	223.3 (Regular); 241.1 (Long); 263.4 (Extended-Length)	241.1, 261.1 (Cutaway); 232.7–252.7 (Stripped Chassis)
Wheel size (in.)	16	16	16	16	16	16	16

2022 FORD TRANSIT CONNECT[®] CARGO VAN

Small Vans Class
Models: XL, XLT



Transit Connect XLT Cargo Van, Silver. Available equipment.

EXTERIOR COLORS³



Frozen White



Race Red



Dark Blue⁴




Silver




Agate Black Metallic

INTERIOR COLORS³



Palazzo Gray



Dark Palazzo Gray



Ebony



Available and aftermarket upfit equipment.



STANDARD FEATURES

4-way adjustable and collapsible steering column
12V powerpoints (2)

AdvanceTrac[™] with RSC[®] (Roll Stability Control[™]) with Side-Wind Stabilization

Airbags – Driver and front-passenger front, front-seat side, and Safety Canopy[®] System

Alternator – 150-amp

Doors – 180° swing-out rear cargo

Doors – Dual sliding side

EcoMode and EcoCoach

Electric power-assisted steering

Engine – 2.0L GDI I-4 gas with Auto Start-Stop Technology

FordPass[™] Connect[®] with 4G LTE Wi-Fi hotspot capability²

Front independent MacPherson-strut suspension with stabilizer bar and rear twist-beam

Front-wheel drive (FWD)

Full-size spare wheel and tire

Heavy-duty battery – 80-amp

Seats – 6-way manual driver/4-way manual front-passenger with fold-flat back

SecuriLock[®] Passive Anti-Theft System

SWB (short wheelbase) or LWB (long wheelbase)

Tire Pressure Monitoring System (TPMS; excludes spare)

Transmission – 8-speed SelectShift[®] automatic

FORD CO-PILOT360[™] TECHNOLOGY

STANDARD FEATURES:

Autolamp (Automatic On/Off Headlamps) (XL)

Ford Co-Pilot360 (XLT) – Auto High-Beam Headlamps • BUS[®] (Blind Spot Information System) with Cross-Traffic Alert • Lane Keeping Aid • Pre-Collision Assist with Automatic Emergency Braking (AEB) (includes Forward Collision Warning and Dynamic Brake Support) • Rear View Camera

Pre-Collision Assist with Automatic Emergency Braking (AEB) (XL)

Rain-Sensing Windshield Wipers

Rear View Camera (XL)

AVAILABLE FEATURES

Adaptive cornering fog lamps

Adaptive Cruise Control (includes Lane-Keeping System)

Body-color bodyside moldings

Composite bulkhead

Cruise control

Daytime running lamps

Dual-zone electronic automatic temperature control

Engine – 2.5L IVC[®] I-4 gas with 6-speed SelectShift automatic transmission

Engine block heater

Forward Sensing System

HID headlamps

Mirrors – Power-adjustable, power-folding, heated sideview

MyKey[®]

Quickclear[™] electric windshield defroster

Rear- and side-door glass options

Rear cargo area light (LED)

Rear liftgate with fixed glass

Rear-window defroster

Remote Start System

Reverse Sensing System

Roof-rack side rails

Roof-rack with crossbars

Spare key fobs (2)

SYNC[®] 3

Wireless charging pad

FLEET EXCLUSIVE

Speed limitation (65- or 75-mph governed top speed options)

AVAILABLE PACKAGES⁵

CNG/Propane Gaseous Engine Prep Package (98G)

Smoker's Package (94B)

Trailer Tow Package (53T)

Upfitter Wiring Harness (86G)

DIMENSIONS & CAPACITIES

EXTERIOR (in.)

Length

SWB

174.2

LWB

190.0

Wheelbase

104.8

120.6

Width (including mirrors)

84.1

84.1

Height (excluding options)

72.0

72.0

INTERIOR (in.)

Front

Head room

46.9

46.9

Leg room (max.)

41.5

41.5

Hip room

54.2

54.2

Shoulder room

57.6

57.6

CAPACITIES (cu. ft.)

Passenger volume

63.2

63.2

Cargo volume – Behind front seat

104.8

127.4

Max. cargo volume (with front-passenger seat folded)

123.2

145.8

Fuel capacity (gal.)

15.8

15.8

Seating

2

2

Payload (max.) (lbs.)

1,545⁶

1,585⁶

Curb weight (max.) (lbs.)

3,590⁶

3,726⁶

GVWR (max.) (lbs.)

5,130⁶

5,302⁶

Turning diameter (ft.) – Curb-to-curb

38.3

40.0

¹FordPass Connect (optional on select vehicles), the FordPass App, and complimentary Connected Service are required for remote features (see FordPass Terms for details). Connected service and features depend on compatible AT&T network availability. Evolving technology/cellular networks/vehicle capability may limit functionality and prevent operation of connected features. Connected service excludes Wi-Fi hotspot. FordPass App, compatible with select smartphone platforms, is available via download. Message and data rates may apply. ²Wi-Fi hotspot includes complimentary wireless data trial that begins upon AT&T activation and expires at the end of 3 months or when 3GB of data is used, whichever comes first, but cannot extend beyond the complimentary subscription period for remote features. To activate, go to www.att.com/ford. ³Available on select series. Restrictions may apply. See your dealer for details. ⁴Available on XL only. ⁵Visit fleet.ford.com for complete package content. ⁶Based on 2021 model-year ratings.

2022 FORD TRANSIT CONNECT[®] PASSENGER WAGON

Small Vans Class
Models: XL, XLT, Titanium




Transit Connect Titanium Passenger Wagon, Blue Metallic. Available equipment.

EXTERIOR COLORS³



INTERIOR COLORS³



STANDARD FEATURES

4-way adjustable and collapsible steering column	Front-wheel drive (FWD)
12V powerpoints (3)	Full-size spare wheel and tire
AdvanceTrac [™] with RSC [®] (Roll Stability Control [™]) with Side-Wind Stabilization	Heavy-duty battery – 80-amp
Airbags – Driver and front-passenger front, front-seat side, and Safety Canopy [®] System	LWB (long wheelbase)
EcoMode and EcoCoach	Reverse Sensing System
Electric power-assisted steering	Seats – 6-way manual driver/4-way manual front-passenger with fold-flat back
Engine – 2.0L GDI I-4 gas with Auto Start-Stop Technology	Seats – Fold-flat bucket 2nd-row
FordPass [™] Connect ¹ with 4G LTE Wi-Fi hotspot capability ²	Seats – 2-passenger fold-flat 3rd-row
Front and rear manual climate control	SecuriLock [®] Passive Anti-Theft System
Front independent MacPherson-strut suspension with stabilizer bar and rear twist-beam	Tire Pressure Monitoring System (TPMS; excludes spare)
	Transmission – 8-speed SelectShift [®] automatic

FORD CO-PILOT360[™] TECHNOLOGY

STANDARD FEATURES:

Autolamp (Automatic On/Off Headlamps) (XL)
Ford Co-Pilot360 (XLT, Titanium) – Auto High-Beam Headlamps • BLIS [®] (Blind Spot Information System) with Cross-Traffic Alert • Lane Keeping Aid • Pre-Collision Assist with Automatic Emergency Braking (AEB) (includes Forward Collision Warning and Dynamic Brake Support) • Rear View Camera
Pre-Collision Assist with Automatic Emergency Braking (AEB) (XL)
Rain-Sensing Windshield Wipers
Rear View Camera (XL)

AVAILABLE FEATURES

Adaptive cornering fog lamps	Roof-rack side rails
Adaptive Cruise Control (includes Lane-Keeping System)	Roof-rack with crossbars
Cargo net kit – Vertical	Seat – 6-way power, heated, leather-trimmed driver's
Dual-zone electronic automatic temperature control	Seats – 2nd-row bench
Engine – 2.5L I-VCT I-4 gas with 6-speed SelectShift automatic transmission	Spare key fobs (2)
Engine block heater	SYNC [®] 3
Forward Sensing System	Wireless charging pad
HID headlamps	
Mid-vehicle, aircraft-style overhead storage	
Mirrors – Power-adjustable, power-folding, heated sideview	
MyKey [®]	
Remote Start System	

FLEET EXCLUSIVES

3rd-row seats delete
Flooring – Carpet (all rows) (XL)
Speed limitation (65- or 75-mph governed top speed options)

AVAILABLE PACKAGES⁵

CNG/Propane Gaseous Engine Prep Package (XL LWB) (98G)	Uppfitter Wiring Harness (86G)
Smoker's Package (94B)	XLT Premium Package (47G)
Trailer Tow Package with Trailer Sway Control (53T)	

DIMENSIONS & CAPACITIES

EXTERIOR (in.)	LWB
Length	190.0
Wheelbase	120.6
Width (including mirrors)	84.1
Height (excluding options)	71.6
INTERIOR (in.)	
1st Row	
Head room	46.9
Leg room (max.)	42.3
Hip room	54.2
Shoulder room	57.6
2nd Row	
Head room	45.7
Leg room	37.6
Hip room	58.3
Shoulder room	58.5
3rd Row	
Head room	41.9
Leg room	35.0
Hip room	47.0
Shoulder room	56.3
CAPACITIES (cu. ft.)	
Overall passenger volume	167.1
Cargo volume	
	Behind 1st row with rear seat(s) folded
	106.0
	Behind 2nd row
	60.1
	Behind 3rd row (in designated position)
	16.3
	Behind 3rd row (most forward)
	24.9
Fuel capacity (gal.)	15.8
Seating	5-7
Payload (max.) (lbs.)	1,435 ⁶
Curb weight (max.) (lbs.)	4,029 ⁶
GVWR (max.) (lbs.)	5,420 ⁶
Turning diameter (ft.) – Curb-to-curb	40.0

¹FordPass Connect, the FordPass App, and complimentary Connected Service are required for remote features (see FordPass Terms for details). Connected service and features depend on compatible AT&T network availability. Evolving technology/cellular networks/vehicle capability may limit functionality and prevent operation of connected features. Connected service excludes Wi-Fi hotspot. FordPass App, compatible with select smartphone platforms, is available via download. Message and data rates may apply. ²Wi-Fi hotspot includes complimentary wireless data trial that begins upon AT&T activation and expires at the end of 3 months or when 3GB of data is used, whichever comes first, but cannot extend beyond the complimentary subscription period for remote features. To activate, go to www.att.com/ford. ³Available on select series. Restrictions may apply. See your dealer for details. ⁴Available on XL only. ⁵Visit fleet.ford.com for complete package content. ⁶Based on 2021 model-year ratings.

2021 FORD TRANSIT[®] CARGO VAN

Full-Size Vans Class
Models: Transit-150, Transit-250,
Transit-350, Transit-350 HD



Transit-150 MR Long Length Cargo Van, Oxford White. Available equipment.

EXTERIOR COLORS⁴



INTERIOR COLORS⁴



Available and aftermarket upfit equipment.



Available and aftermarket upfit equipment.



Available and aftermarket upfit equipment.

STANDARD FEATURES

2 USB ports in 1st row
12V powerpoints (2)
AdvanceTrac[™] with RSC[®] (Roll Stability Control[™]) with Side-Wind Stabilization
Airbags – Driver and front-passenger front, front-seat side, and Safety Canopy[®] System with side-curtain airbags
Alternator – 250-amp
Door – Sliding passenger-side
Engine – 3.5L PFDI V6
Flooring – Vinyl front
FordPass[™] Connect¹ with 4G LTE Wi-Fi hotspot capability²

Mirrors – Power-adjustable short-arm sideview
Rear recovery eye
Remote Keyless Entry System
SecuriLock[®] Passive Anti-Theft System
SOS Post-Crash Alert System³
Tilt/telescoping steering column
Tire Pressure Monitoring System (TPMS; excludes spare)
Transmission – 10-speed SelectShift[®] automatic with overdrive

FORD CO-PILOT360[™] TECHNOLOGY

STANDARD FEATURES:

Auto High-Beam Headlamps
Forward Collision Warning
Hill Start Assist
Lane-Keeping System
Post-Collision Braking

Pre-Collision Assist with Automatic Emergency Braking (AEB)
Rain-Sensing Windshield Wipers
Rear View Camera with Trailer Hitch Assist

AVAILABLE FEATURES

3 lengths: Regular, Long and Extended-Length
3 roof heights: LR, MR and HR³
110V/400W AC power outlet
Adaptive Cruise Control
Adjustable Speed Limiting Device (ASLD)
All-Wheel Drive (AWD)
Alternator – Dual
Autolamp (Automatic On/Off Headlamps)
BLIS[®] (Blind Spot Information System) with Cross-Traffic Alert and Trailer Coverage
Doors – Power-sliding side (MR, HR)
DRW (dual rear wheels)
Engine – 3.5L EcoBoost[®] V6 with Auto Start-Stop Technology
Engine hour meter
Enhanced Active Park Assist
Extended-range fuel tank (31 gallons; Long and Extended-Length)
Flooring – Heavy-duty cargo
Heavy-duty front axle

Programmable battery guard/enhanced cutoff relay
Reverse Sensing System
Side Sensing System
SYNC[®] 3 with 6.5" LCD capacitive touchscreen with AppLink[®] 911 Assist[®] and 2 smart-charging USB ports
Trailer brake controller (TBC)
Trailer wiring provisions
Upfitter Interface Module
Vehicle Maintenance Monitor

FLEET EXCLUSIVES

Daytime running lamps
Decal (up to 15-, 25-, 45-, 70- or 95-sq.-ft.)
Sideview mirrors delete
Smart Acceleration Truncation
Speed limitation (65-, 70- or 75-mph governed top speed options)

AVAILABLE PACKAGES⁷

Adventure Prep Package (47N)
Ambulance Prep Package (47B)
Auxiliary Heater/AC Prep Package (62C)
Auxiliary Heater Prep Package (62A)
Exterior Upgrade Package (18D/18L)
Heavy-Duty Scuff Plate Kit (85B)
Heavy-Duty Trailer Tow Package (53B)

Interior Upgrade Package (96C)
Load Area Protection Package (96D)
Modified Vehicle Wiring System (53K)
Parcel Delivery Package (47G)
RV Prep Package (47D)
Scuff Plate Kit (85A)
Upfitter Package (67C)

DIMENSIONS & CAPACITIES

Low Roof (LR)	Wheelbase (in.)	Overall Height (in.)	Overall Length (in.)	Cargo Volume (cu. ft.)
Transit-150/250/350	129.9	82.2	219.9	246.7
Transit-150/250/350	147.6	82.9	237.6	277.7
Medium Roof (MR)	Wheelbase (in.)	Overall Height (in.)	Overall Length (in.)	Cargo Volume (cu. ft.)
Transit-150/250/350	129.9	99.1	217.8	315.2
Transit-150/250/350	147.6	101.3	235.5	357.1
High Roof (HR)	Wheelbase (in.)	Overall Height (in.)	Overall Length (in.)	Cargo Volume (cu. ft.)
Transit-250/350	147.6	109.6	235.5	404.3
Transit-250 Extended-Length/ 350 Extended-Length	147.6	110.4	263.9	487.3
Transit-350 HD Extended-Length (DRW)	147.6	110.4	263.9	487.3

CAPABILITIES⁸ (lbs.)

	Max. GVWR
Transit-150 LR/MR	8,670
Transit-250 LR/MR/HR/HR Extended-Length	9,070
Transit-350 LR/MR/HR/HR Extended-Length	9,500
Transit-350 HD HR Extended-Length (DRW)	9,950/10,360/11,000

ENGINES

	3.5L PFDI V6	3.5L EcoBoost V6 (AWD) with Auto Start-Stop Technology	3.5L EcoBoost V6 (RWD) with Auto Start-Stop Technology
Horsepower (hp @ rpm)	275 @ 6,250	295 @ 5,000	310 @ 5,000
Torque (lb.-ft. @ rpm)	260 @ 4,000	375 @ 2,500	400 @ 2,500

Horsepower and torque are independent attributes and may not be achieved simultaneously.

¹FordPass Connect, the FordPass App, and complimentary Connected Service are required for remote features (see FordPass Terms for details). Connected service and features depend on compatible AT&T network availability. Evolving technology/cellular networks/vehicle capability may limit functionality and prevent operation of connected features. Connected service excludes Wi-Fi hotspot. FordPass App, compatible with select smartphone platforms, is available via download. Message and data rates may apply. ²Wi-Fi hotspot includes complimentary wireless data trial that begins upon AT&T activation and expires at the end of 3 months or when 3GB of data is used, whichever comes first, but cannot extend beyond the complimentary subscription period for remote features. To activate, go to www.att.com/ford. ³HR not available on Transit-150. ⁴Available on select series. Restrictions may apply. See your dealer for details. ⁵Fleet only. ⁶New for 2021. Visit fleet.ford.com for complete package content. ⁷Maximum capabilities shown are for properly equipped base vehicles with required equipment and a 150-lb. driver and vary based on cargo, vehicle configuration, accessories and number of passengers. See label on door jamb for carrying capacity of a specific vehicle. For additional information, see your Ford Dealer.

2021 FORD TRANSIT CREW VAN

Full-Size Vans Class

Models: Transit-150, Transit-250, Transit-350, Transit-350 HD



Transit-150 MR Long Length Crew Van, Blue Jeans Metallic. Available equipment.

EXTERIOR COLORS⁴



INTERIOR COLORS⁴



STANDARD FEATURES

2 USB ports in 1st row
12V powerpoints (2)
AdvanceTrac[™] with RSC[®] (Roll Stability Control[™]) with Side-Wind Stabilization
Airbags – Driver and front-passenger front, front-seat side, and Safety Canopy[®] System with side-curtain airbags for both rows
Alternator – 250-amp
Door – Sliding passenger-side
Engine – 3.5L PFDi V6
Flooring – Vinyl
FordPass[™] Connect¹ with 4G LTE Wi-Fi hotspot capability²

Mirrors – Power-adjustable short-arm sideview
Rear recovery eye
Remote Keyless Entry System
Seating – 5-passenger with triple-wide 2nd-row seat
SecuriLock[®] Passive Anti-Theft System
SOS Post-Crash Alert System³
Tire Pressure Monitoring System (TPMS; excludes spare)
Transmission – 10-speed SelectShift[®] automatic with overdrive
Windows – Fixed rear-cargo-door and 2nd-row glass

FORD CO-PILOT360[™] TECHNOLOGY

STANDARD FEATURES:

Auto High-Beam Headlamps
Forward Collision Warning
Hill Start Assist
Lane-Keeping System

Post-Collision Braking
Pre-Collision Assist with Automatic Emergency Braking (AEB)
Rain-Sensing Windshield Wipers
Rear View Camera with Trailer Hitch Assist

AVAILABLE FEATURES

3 lengths: Regular, Long and Extended-Length
3 roof heights: LR, MR and HR¹
110V/400W AC power outlet
Adaptive Cruise Control
Adjustable Speed Limiting Device (ASLD)
All-Wheel Drive (AWD)
Alternator – Dual
Autolamp (Automatic On/Off Headlamps)
BLIS[®] (Blind Spot Information System) with Cross-Traffic Alert and Trailer Coverage
Doors – Power-sliding side (MR, HR)
DRW (dual rear wheels)
Engine – 3.5L EcoBoost[®] V6 with Auto Start-Stop Technology
Engine hour meter
Enhanced Active Park Assist
Extended-range fuel tank (31 gallons; Long and Extended-Length)
Flooring – Heavy-duty composite

Heavy-duty front axle
Programmable battery guard/enhanced cutoff relay
Reverse Sensing System
Side Sensing System
SYNC[®] 3 with 6.5" LCD capacitive touchscreen with AppLink[®] 911 Assist[®] and 2 smart-charging USB ports
Trailer brake controller (TBC)
Trailer wiring provisions
Upfitter Interface Module
Vehicle Maintenance Monitor

FLEET EXCLUSIVES

Daytime running lamps
Decal (up to 15-, 25-, 45-, 70- or 95-sq.-ft.)
Sideview mirrors delete
Smart Acceleration Truncation
Speed limitation (65-, 70- or 75-mph governed top speed options)

AVAILABLE PACKAGES⁷

Adventure Prep Package (47N)
Auxiliary Heater/AC Prep Package (62C)
Auxiliary Heater Prep Package (62A)
Exterior Upgrade Package (18D/18L)
Heavy-Duty Trailer Tow Package (53B)
Modified Vehicle Wiring System (53K)
Upfitter Package (67C)

DIMENSIONS & CAPACITIES

Low Roof (LR)	Wheelbase (in.)	Overall Height (in.)	Overall Length (in.)	Cargo Volume (cu. ft.; behind 2nd row)
Transit-150/250/350	129.9	82.2	219.9	158.4
Transit-150/250/350	147.6	82.6	237.6	204.7
Medium Roof (MR)				
Transit-150/250/350	129.9	99.1	217.8	220.4
Transit-150/250/350	147.6	100.3	235.5	263.4
High Roof (HR)				
Transit-250/350	147.6	109.2	235.5	300.2
Transit-250 Extended-Length/ 350 Extended-Length	147.6	110.2	263.9	383.8
Transit-350 HD Extended-Length (DRW)	147.6	110.2	263.9	383.8

CAPABILITIES⁸ (lbs.)

	Max. GVWR
Transit-150 LR/MR	8,670
Transit-250 LR/MR/HR	9,070
Transit-350 LR/MR/HR	9,250/9,500
Transit-350 HD HR Extended-Length (DRW)	9,950/10,360

ENGINES

	3.5L PFDi V6	3.5L EcoBoost V6 (AWD) with Auto Start-Stop Technology	3.5L EcoBoost V6 (RWD) with Auto Start-Stop Technology
Horsepower (hp @ rpm)	275 @ 6,250	295 @ 5,000	310 @ 5,000
Torque (lb.-ft. @ rpm)	260 @ 4,000	375 @ 2,500	400 @ 2,500

Horsepower and torque are independent attributes and may not be achieved simultaneously.

¹FordPass Connect, the FordPass App, and complimentary Connected Service are required for remote features (see FordPass Terms for details). Connected service and features depend on compatible AT&T network availability. Evolving technology/cellular networks/vehicle capability may limit functionality and prevent operation of connected features. Connected service excludes Wi-Fi hotspot. FordPass App, compatible with select smartphone platforms, is available via download. Message and data rates may apply. ²Wi-Fi hotspot includes complimentary wireless data trial that begins upon AT&T activation and expires at the end of 3 months or when 3GB of data is used, whichever comes first, but cannot extend beyond the complimentary subscription period for remote features. To activate, go to www.att.com/ford. ³HR not available on Transit-150. ⁴Available on select series. Restrictions may apply. See your dealer for details. ⁵Fleet only. ⁶New for 2021. Visit fleet.ford.com for complete package content. ⁷Maximum capabilities shown are for properly equipped base vehicles with required equipment and a 150-lb. driver and vary based on cargo, vehicle configuration, accessories and number of passengers. See label on door jamb for carrying capacity of a specific vehicle. For additional information, see your Ford Dealer.

2021 FORD TRANSIT PASSENGER VAN

Full-Size Vans Class

Models: Transit-150 XL, Transit-150 XLT, Transit-350 XL, Transit-350 XLT, Transit-350 HD XL, Transit-350 HD XLT



Transit-350 HD XLT HR Extended-Length DRW Passenger Van. Agate Black Metallic. Available equipment.

EXTERIOR COLORS⁴



INTERIOR COLORS⁴



STANDARD FEATURES

2 USB ports in 1st row
Up to 4 additional USB ports behind 1st row (1 in each row; depending on seating configuration)
12V powerpoints (2)
AdvanceTrac[™] with RSC[®] (Roll Stability Control[™]) with Side-Wind Stabilization
Airbags – Driver and front-passenger front, front-seat side, and Safety Canopy[®] System with side-curtain airbags
Alternator – 250-amp
Cruise control (XLT)
Door – Sliding passenger-side
Engine – 3.5L PFDI V6

FordPass[™] Connect¹ with 4G LTE Wi-Fi hotspot capability²
Halogen headlamps
Heavy-duty front axle
Mirrors – Power-adjustable, power-folding, short-arm sideview
Remote Keyless Entry System
SOS Post-Crash Alert System[™]
Tilt/telescoping steering column
Tire Pressure Monitoring System (TPMS; excludes spare)
Transmission – 10-speed SelectShift[®] automatic with overdrive

FORD CO-PILOT360[™] TECHNOLOGY

STANDARD FEATURES:

Auto High-Beam Headlamps
Autolamp (Automatic On/Off Headlamps) (XLT)
BLIS[®] (Blind Spot Information System) with Cross-Traffic Alert and Trailer Coverage (XLT)
Forward Collision Warning
Hill Start Assist
Lane-Keeping System

Post-Collision Braking
Pre-Collision Assist with Automatic Emergency Braking (AEB)
Rain-Sensing Windshield Wipers
Rear View Camera with Trailer Hitch Assist
Reverse Sensing System (XLT)
Side Sensing System (XLT)

AVAILABLE FEATURES

3 lengths: Regular, Long and Extended-Length
3 roof heights: LR, MR and HR³
Adaptive Cruise Control
Adjustable Speed Limiting Device (ASLD)
All-Wheel Drive (AWD)
Alternator – Dual
Autolamp (Automatic On/Off Headlamps) (XL)
BLIS (Blind Spot Information System) with Cross-Traffic Alert and Trailer Coverage (XL)
Doors – 60/40 swing-out passenger-side (LR)
Doors – Power-sliding side (MR, HR)
DRW (dual rear wheels)
Engine – 3.5L EcoBoost[®] V6 with Auto Start-Stop Technology
Engine hour meter
Extended-range fuel tank (31 gallons; Long and Extended-Length)

Programmable battery guard/enhanced cutoff relay
Reverse Sensing System (XL)
SYNC[®] 3 with 6.5" LCD capacitive touchscreen with AppLink[®] 911 Assist[®] and 2 smart-charging USB ports
Trailer wiring provisions
Upfitter Interface Module
Vehicle Maintenance Monitor

FLEET EXCLUSIVES

Daytime running lamps
Decal (up to 15-, 25-, 45-, 70- or 95-sq.-ft.)
Smart Acceleration Truncation
Speed limitation (65-, 70- or 75-mph governed top speed options)

AVAILABLE PACKAGES⁷

Auxiliary Heater/AC Prep Package (62C)
Auxiliary Heater Prep Package (62A)
Builder's Prep Package (47E)
Exterior Upgrade Package (standard on XLT) (18D/18L)

Heavy-Duty Trailer Tow Package (53B)
Livery Package (47L)
Modified Vehicle Wiring System (53K)
Upfitter Package (67C)

DIMENSIONS & CAPACITIES

Low Roof (LR)	Wheelbase (in.)	Overall Height (in.)	Overall Length (in.)	Seating
Transit-150	129.9	82.2	219.9	2/8/10
Transit-350	147.6	82.9	237.6	2/12/14/15
Medium Roof (MR)				
Transit-150	129.9	98.7	217.8	2/5/8/10
Transit-350	147.6	99.8	235.5	2/8/12/14/15
High Roof (HR)				
Transit-350	147.6	109.6	235.5	2/8/12/14/15
Transit-350 HD Extended-Length (DRW)	147.6	109.4	263.9	2/10/14/15

CAPABILITIES⁸ (lbs.)

	Max. GVWR
Transit-150 LR/MR	8,550
Transit-350 LR/MR/HR	9,550
Transit-350 HD HR Extended-Length (DRW)	10,360

ENGINES

	3.5L PFDI V6	3.5L EcoBoost V6 (AWD) with Auto Start-Stop Technology	3.5L EcoBoost V6 (RWD) with Auto Start-Stop Technology
Horsepower (hp @ rpm)	275 @ 6,250	295 @ 5,000	310 @ 5,000
Torque (lb.-ft. @ rpm)	260 @ 4,000	375 @ 2,500	400 @ 2,500

¹Horsepower and torque are independent attributes and may not be achieved simultaneously.

²FordPass Connect, the FordPass App, and complimentary Connected Service are required for remote features (see FordPass Terms for details). Connected service and features depend on compatible AT&T network availability. Evolving technology/cellular networks/vehicle capability may limit functionality and prevent operation of connected features. Connected service excludes Wi-Fi hotspot. FordPass App, compatible with select smartphone platforms, is available via download. Message and data rates may apply. Wi-Fi hotspot includes complimentary wireless data trial that begins upon AT&T activation and expires at the end of 3 months or when 3GB of data is used, whichever comes first, but cannot extend beyond the complimentary subscription period for remote features. To activate, go to www.att.com/ford. ³HR not available on Transit-150. ⁴Available on select series. Restrictions may apply. See your dealer for details. ⁵Fleet only. ⁶New for 2021. Visit fleet.ford.com for complete package content. ⁷Maximum capabilities shown are for properly equipped base vehicles with required equipment and a 150-lb. driver and vary based on cargo, vehicle configuration, accessories and number of passengers. See label on door jamb for carrying capacity of a specific vehicle. For additional information, see your Ford Dealer.

2021 FORD TRANSIT[®] CUTAWAY & CHASSIS CAB

Full-Size Vans Class
Models: Transit-250, Transit-350,
Transit-350 HD



Transit-350 HD Chassis Cab, Race Red. Available and aftermarket upfit equipment.

EXTERIOR COLORS³



INTERIOR COLORS³



STANDARD FEATURES

2 USB ports
12V powerpoints (2)
25-gallon fuel tank capacity
AdvanceTrac[™] with RSC[®] (Roll Stability Control[™])
with Side-Wind Stabilization
Airbags – Driver and front-passenger front, front-seat side,
and Safety Canopy[®] System with side-curtain airbags
Alternator – 250-amp
Back-of-cab window (Chassis Cab)
Engine – 3.5L PFDi V6

Flooring – Vinyl front
FordPass[™] Connect¹ with 4G LTE Wi-Fi hotspot capability²
Remote Keyless Entry System
Roof height – LR
Roof marker lamps
SOS Post-Crash Alert System[™]
Tilt/telescoping steering column
Tire Pressure Monitoring System (TPMS; excludes available spare)
Transmission – 10-speed SelectShift[®] automatic with overdrive

FORD CO-PILOT360[™] TECHNOLOGY

STANDARD FEATURES:

Auto High-Beam Headlamps
Forward Collision Warning
Hill Start Assist
Lane-Keeping System

Post-Collision Braking
Pre-Collision Assist with Automatic Emergency Braking (AEB)
Rain-Sensing Windshield Wipers

AVAILABLE FEATURES

110V/150W AC power outlet
Adaptive Cruise Control
Adjustable Speed Limiting Device (ASLD)
All-Wheel Drive (AWD)
Alternator – Dual
Autolamp (Automatic On/Off Headlamps) (Cutaway)
Cruise control
DRW (dual rear wheels)
Engine – 3.5L EcoBoost[®] V6 with Auto Start-Stop Technology
Engine block heater
Engine hour meter
Enhanced Frontal Area Limitation
Extended-range fuel tank (31 gallons; Long and Extended-Length)
Front and rear split-view cameras
Heavy-duty front axle

Programmable battery guard/enhanced cutoff relay
Push-down manual parking brake (Cutaway)
Running boards
Safety glass (Cutaway)
SYNC[®] 3 with 6.5" LCD capacitive touchscreen with AppLink[®] 911 Assist[®]
and 2 smart-charging USB ports
Trailer brake controller (TBC)
Trailer wiring provisions
Upfitter Interface Module
Vehicle Maintenance Monitor

FLEET EXCLUSIVES

Daytime running lamps
Smart Acceleration Truncation
Speed limitation (65-, 70- or 75-mph governed top speed options)

AVAILABLE PACKAGES⁶

Ambulance Prep Package – Cutaway only (47F)
Auxiliary Heater/AC Prep Package (62C)
Auxiliary Heater Prep Package (62A)
Exterior Upgrade Package (18D/18L)
Interior Upgrade Package (47A)
Motorhome Prep Package – Cutaway only (47M)
Multifunctional School Activity Bus Prep Package – Cutaway only (47Q)

Parcel Delivery Package – Cutaway only (47G)
Radio Prep Package (58T)
Right-Hand Door Delete Package – Cutaway only (60X)
School Bus Prep Package – Cutaway only (47C)
Shuttle Bus Prep Package – Cutaway only (47S)
Upfitter Package (67C)

DIMENSIONS & CAPACITIES

	Wheelbase (in.)	Cab to Rear Axle (CA) (in.)	Rear Axle to End of Frame (in.)
Transit-250 Cutaway/Chassis Cab	138.0	82.6	45.1
Transit-350 Cutaway/Chassis Cab	138.0	82.6	45.1
Transit-350 HD Cutaway/Chassis Cab (DRW)	138.0	82.6	45.1
Transit-250 Cutaway/Chassis Cab	155.7	100.3	45.1
Transit-350 Cutaway/Chassis Cab	155.7	100.3	45.1
Transit-350 HD Cutaway/Chassis Cab (DRW)	155.7	100.3	45.1
Transit-350 HD Cutaway/Chassis Cab (DRW)	178.0	122.6	45.1

CAPABILITIES⁷ (lbs.)

	Driveline	Max. GVWR
Transit-250 Cutaway/Chassis Cab	SRW	9,070
Transit-350 Cutaway/Chassis Cab	SRW	9,500
Transit-350 HD Cutaway/Chassis Cab	DRW	9,950
Transit-350 HD Cutaway/Chassis Cab	DRW	10,360/11,000

ENGINES

	3.5L PFDi V6	3.5L EcoBoost V6 (AWD) with Auto Start-Stop Technology	3.5L EcoBoost V6 (RWD) with Auto Start-Stop Technology
Horsepower (hp @ rpm)	275 @ 6,250	295 @ 5,000	310 @ 5,000
Torque (lb.-ft. @ rpm)	260 @ 4,000	375 @ 2,500	400 @ 2,500

¹Horsepower and torque are independent attributes and may not be achieved simultaneously.

²FordPass Connect, the FordPass App, and complimentary Connected Service are required for remote features (see FordPass Terms for details). Connected service and features depend on compatible AT&T network availability. Evolving technology/cellular networks/vehicle capability may limit functionality and prevent operation of connected features. Connected service excludes Wi-Fi hotspot, FordPass App, compatible with select smartphone platforms, is available via download. Message and data rates may apply. ³Wi-Fi hotspot includes complimentary wireless data trial that begins upon AT&T activation and expires at the end of 3 months or when 3GB of data is used, whichever comes first, but cannot extend beyond the complimentary subscription period for remote features. To activate, go to www.att.com/ford. ⁴Available on select series. Restrictions may apply. See your dealer for details. ⁵Fleet only. ⁶New for 2021. ⁷Visit fleet.ford.com for complete package content. ⁸Maximum capabilities shown are for properly equipped base vehicles with required equipment and a 150-lb. driver and vary based on cargo, vehicle configuration, accessories and number of passengers. See label on door jamb for carrying capacity of a specific vehicle. For additional information, see your Ford Dealer.

2022 FORD E-SERIES CUTAWAY & STRIPPED CHASSIS

Full-Size Van-Based Chassis Cabs Class

Models: E-350 Cutaway,
E-350 Stripped Chassis,
E-450 Cutaway,
E-450 Stripped Chassis



E-450 Cutaway, Oxford White. Available and aftermarket upfit equipment.

EXTERIOR COLORS³



INTERIOR COLORS³



STANDARD FEATURES

3-point safety belts with height-adjustable D-rings (Cutaway)
40-gallon fuel tank capacity (aft-of-axle)
4G LTE embedded modem with Wi-Fi hotspot capability^{1,2}
Airbags – Driver and front-passenger front (Cutaway)
Air conditioning delete (Stripped Chassis)
Alternator – 210-amp
Audio – Bluetooth[®] capable AM/FM stereo with USB port
Autolamp (Automatic On/Off Headlamps)
Battery – Heavy-duty (78-amp hour)

Brakes – Bosch[®] HydroBoost[®] hydraulic brake system with traction control
Daytime running lamps (configurable)
Electronic Stability Control
Engine – 7.3L V8 Premium
Modified vehicle wiring kit and system
Seats – High-back buckets with vinyl trim and inboard armrests (Cutaway)
Tire Pressure Monitoring System (TPMS; excludes spare; SRW)
Transmission – 6-speed TorqShift[®] automatic with overdrive and tow/haul mode with Hill Start Assist

AVAILABLE FEATURES

55-gallon fuel tank capacity (standard on E-450)
110V/150W AC power outlet
Airbag – Passenger-side front delete
Alternator – 240-amp
Alternator – 240-/157-amp dual
Auxiliary heater
Batteries – Dual heavy-duty (Cutaway)
Cruise control
Daytime running lamps (non-configurable)
Engine – 7.3L V8 Economy
Engine block heater
Flex Fuel (E85) capability
High-capacity upfitter switches (4)

Mirrors – Telescoping manual sideview with integrated auxiliary mirrors
Camera (Cutaway)
Remote Keyless Entry System (Cutaway)
SecuriLock[®] Passive Anti-Theft System
Tire Pressure Monitoring System (TPMS; excludes spare; DRW) (DRW TPMS included with Motorhome Prep Package)
Upfitter Interface Module

FLEET EXCLUSIVES

Engine console cover delete
Front max. GVWR
Speed limitation (65- or 75-mph governed top speed options)

AVAILABLE PACKAGES⁵

Ambulance Prep Package (47H)
Auxiliary Heater and AC Connector Package with rear fan controls (57X)
Auxiliary Heater and AC Connector Package without rear fan controls (57L)
Driver-Assist Technology Package (526)
High-Series Exterior Upgrade Package (18A)
Insulation Package (552)
Interior Upgrade Package (18C)
Motorhome Prep Package (47R)

Multifunctional School Activity Bus Prep Package (47J)
Power Windows and Locks Group (903)
Radio Prep Packages (58B, 58C) (late availability)
Radio Prep Packages (58F, 58W)
Right-Hand Door Delete Package (60X)
School Bus Prep Package (47S)
Shuttle Bus Prep Package (47B)

CAPABILITIES⁶ (lbs.)

		Wheelbase						
		138" SRW (Premium/ Economy)	138" DRW (Premium/ Economy)	158" SRW (Premium/ Economy)	158" DRW (7.3L Premium)	158" DRW (7.3L Economy)	176" DRW (7.3L Premium)	176" DRW (7.3L Economy)
E-350 Cutaway	Max. GVWR	10,050	11,500	10,050	12,500	12,500	12,500	12,500
	Max. payload	5,100	6,270	5,030	7,210	7,210	7,200	7,200
E-350 Stripped Chassis	Max. GVWR	—	11,500	—	12,500	12,500	12,500	12,500
	Max. payload	—	6,870	—	7,820	7,820	7,760	7,760
E-450 Cutaway	Max. GVWR	—	—	—	14,500	14,000	14,500	14,000
	Max. payload	—	—	—	8,980	8,480	8,980	8,480
E-450 Stripped Chassis	Max. GVWR	—	—	—	14,500	14,000	14,500	14,000
	Max. payload	—	—	—	9,690	9,190	9,640	9,140

Capabilities shown may vary due to optional features and/or production variability.

ENGINES

	7.3L V8 Premium	7.3L V8 Economy
Horsepower (hp @ rpm)	350 @ 3,900	300 @ 3,750
Torque (lb.-ft. @ rpm)	468 @ 3,900	425 @ 3,250

MAX. GCWR⁷ (lbs.)

ENGINE	E-350 Cutaway SRW	E-350 Cutaway DRW	E-350 Stripped Chassis	E-450 Cutaway	E-450 Stripped Chassis
7.3L V8 Premium	18,500	18,500	18,500	22,000	22,000
7.3L V8 Economy	13,000	17,000	17,000	18,000	18,000

Max. trailer weight = GCWR - vehicle GVWR or 10,000 lbs., whichever is less.



¹FordPass Connect, the FordPass App, and complimentary Connected Service are required for remote features (see FordPass Terms for details). Connected service and features depend on compatible AT&T network availability. Evolving technology/cellular networks/vehicle capability may limit functionality and prevent operation of connected features. Connected service excludes Wi-Fi hotspot. FordPass App, compatible with select smartphone platforms, is available via download. Message and data rates may apply. ²Wi-Fi hotspot includes complimentary wireless data trial that begins upon AT&T activation and expires at the end of 3 months or when 3GB of data is used, whichever comes first, but cannot extend beyond the complimentary subscription period for remote features. To activate, go to www.att.com/ford. ³Available on select series. Restrictions may apply. See your dealer for details. ⁴Fleet only. ⁵Visit fleet.ford.com for complete package content. ⁶Maximum capabilities shown are for properly equipped vehicles with required equipment. Payload rating with a 150-lb. driver. Weight of additional options, equipment, passengers and cargo must be deducted from payload weight. For additional information, see your dealer. ⁷Cutaway ratings are based on incomplete vehicles. Final vehicle manufacturer weights and ratings will vary due to upfit and modification requirements.



	2021 FORD POLICE INTERCEPTOR [®] UTILITY	2021 FORD F-150 [®] POLICE RESPONDER [®]	2021 FORD F-150 SPECIAL SERVICE VEHICLE	2021 FORD EXPEDITION [®] /MAX SPECIAL SERVICE VEHICLE	2022 FORD TRANSIT [®] PRISONER TRANSPORT VEHICLE
Engines Horsepower (hp @ rpm) Torque (lb.-ft. @ rpm)	3.3L V6 Hybrid 318 @ 6,500 ² 322 @ 2,500 ² (Standard) 3.0L EcoBoost [®] V6 400 @ 5,500 ² 415 @ 3,000 ² (Available) 3.3L V6 FFV 285 @ 6,500 260 @ 4,000 (Available)	3.5L EcoBoost V6 400 @ 6,000 500 @ 3,100 (Standard)	5.0L Ti-VCT V8 FFV 400 @ 6,000 410 @ 4,250 (Standard) 3.5L EcoBoost V6 400 @ 6,000 500 @ 3,100 (Available) 3.5L PowerBoost [™] Full Hybrid V6 430 @ 6,000 ² 570 @ 3,000 ² (Available)	3.5L EcoBoost V6 375 @ 5,000 470 @ 3,500 (Standard)	3.5L PFDI V6 275 @ 6,250 260 @ 4,000 (Standard) 3.5L EcoBoost V6 (AWD) with Auto Start-Stop Technology 295 @ 5,000 375 @ 2,500 (Available) 3.5L EcoBoost V6 (RWD) with Auto Start-Stop Technology 310 @ 5,000 400 @ 2,500 (Available)
Battery (amp hours/CCA)	80/800	80/800	70/610 (5.0L Ti-VCT) 70/760 (3.5L EcoBoost), 80/800 (3.5L PowerBoost)	72/675	Single – 70/610 (standard), single AGM (absorbent glass mat) – 70/610 (optional), dual heavy-duty AGM – 70/760 (optional)
Transmission	10-speed automatic (police-calibrated)	10-speed SelectShift [®] automatic with Selectable Drive Modes	10-speed SelectShift automatic with Selectable Drive Modes (not available with the 3.5L PowerBoost) HEV electronic 10-speed automatic transmission with Selectable Drive Modes (3.5L PowerBoost only)	10-speed SelectShift automatic	10-speed SelectShift automatic with overdrive
Braking system	4-wheel heavy-duty disc with Anti-Lock Brake System (ABS) (police-calibrated)	4-wheel vented disc with Anti-Lock Brake System (ABS)	4-wheel vented disc with Anti-Lock Brake System (ABS)	4-wheel disc with Anti-Lock Brake System (ABS)	4-wheel disc with Anti-Lock Brake System (ABS)
Airbags	Driver and front-passenger dual-stage front airbags in Personal Safety System [™] ; driver and front-passenger knee airbags; front-seat side airbags, plus Safety Canopy [®] System (side- curtain airbags) and rollover sensor	Driver and front-passenger dual-stage front airbags in Personal Safety System; front-seat side airbags, plus Safety Canopy System (side-curtain airbags) and rollover sensor	Driver and front-passenger dual-stage front airbags in Personal Safety System; front-seat side airbags, plus Safety Canopy System (side-curtain airbags) and rollover sensor	Driver and front-passenger dual-stage front airbags in Personal Safety System; front-seat side airbags, plus Safety Canopy System (side-curtain airbags) and rollover sensor	Driver and front-passenger front airbags; front-seat side airbags, plus Safety Canopy System (side-curtain airbags) and rollover sensor
Wheelbase (in.)	119.1	145.4	145.4; 157.2	122.5; 131.6 (MAX)	129.9 (Regular); 147.6 (Long and Extended-Length)
Length (in.)	198.8	231.7	231.7; 243.5	210.0; 221.9 (MAX)	219.9 (LR Regular); 217.8 (MR Regular); 237.6 (LR Long); 235.5 (MR and HR Long); 263.9 (HR Extended-Length)
Width (in.) (excluding mirrors)	78.9	79.9	79.9	81.6	81.3 (Regular and Long); 81.3 (Extended-Length DRW)
Height (in.) (excluding options)	69.4	77.2	75.6 (5½' box 4x2); 77.2 (5½' box 4x4); 75.8 (6½' box 4x2); 77.6 (6½' box 4x4)	76.6 (4x2); 76.4 (4x4); 76.4 (4x2) (MAX); 76.2 (4x4) (MAX)	82.2 (LR Regular); 99.1 (MR Regular); 82.9 (LR Long); 101.3 (MR Long); 109.6 (HR Long); 110.4 (HR Extended-Length)
Seating capacity	5	5	5	5, 8	2
Head room (in.) (F/R)	40.7/40.4	40.8/40.4	40.8/40.4	42.0 (max.)/40.0	40.8 (LR); 52.0 (MR); 56.6 (HR)
Leg room (in.) (F/R)	40.9/40.7	43.9 (max.)/43.6	43.9/43.6	43.9 (max.)/41.5	41.3/—
Hip room (in.) (F/R)	59.3/59.1	62.5/62.6	62.5/62.6	62.2/62.6	60.7/—
Shoulder room (in.) (F/R)	61.8/61.3	66.7/66.0	66.7/66.0	64.9/64.8	67.9/—
Passenger volume (cu. ft.)	118.0	131.9	131.9	171.9; 172.0 (MAX)	63.7 (LR); 81.1 (MR); 88.3 (HR)
Total interior volume (cu. ft.)	170.0	131.9	131.9	229.4; 245.3 (MAX)	—
Cargo capacity (cu. ft.)	90.3 (behind 1st row); 52.0 (behind 2nd row)	52.8 (5½' box)	52.8 (5½' box); 62.3 (6½' box)	104.6 (behind 1st row); 121.5 (MAX) (behind 1st row); 57.5 (behind 2nd row); 73.3 (MAX) (behind 2nd row);	246.7 (LR Regular); 315.2 (MR Regular); 277.7 (LR Long); 357.1 (MR Long); 404.3 (HR Long); 487.3 (HR Extended-Length)
Fuel tank capacity (gal.)	19.0 (3.3L V6 Hybrid) 21.4 (3.0L EcoBoost V6/3.3L V6 FFV)	26.0	26.0 (30.6 hybrid; 36.0 optional)	23.0; 28.0 (MAX)	25.0
Maximum payload¹ (lbs.)	1,670	2,030	2,900 (4x2)/2,650 (4x4)	TBD	5,174 ⁴



2021 FORD POLICE INTERCEPTOR UTILITY



Police Interceptor Utility, Agate Black Metallic. Available and aftermarket accessories shown.

EXTERIOR COLORS



INTERIOR COLOR



STANDARD FEATURES

4.2" LCD screen in police instrument cluster and center stack "smart display"
11" space between driver's seat and front-passenger seat for aftermarket consoles
12V powerpoint
75-mph rear-impact-tested¹
AdvanceTrac™ with RSC® (Roll Stability Control™)
Airbags – Driver and front-passenger knee, front-seat side, and Safety Canopy® System with side-curtain airbags and rollover sensor
Audio – AM/FM stereo with MP3 capability, Bluetooth® interface, USB port, clock and 4 speakers
Battery – H7 AGM (80-amp-hr/800-CCA)
Brakes – 4-wheel heavy-duty disc with police-calibrated Anti-Lock Brake System (ABS) and police-calibrated high-performance Regenerative Braking System
Built-in steel intrusion plates in both front seat backs
Class III trailer hitch receiver – 5,000-lb. capacity
Class III Trailer Tow Lighting Package

Column-mounted shifter
Cooling system – Heavy-duty
Cruise control
Dash pass-through for aftermarket wiring
DC/DC converter – 220-amp
Dual-zone electronic automatic temperature control (DEATC)
Easy Fuel® capless fuel filler
Electric power-assisted steering (heavy-duty)
Engine – 3.3L V6 Direct-Injection Hybrid Engine System
Engine-hour meter
Engine-idle meter
Exterior key locks – Driver, front-passenger and liftgate
Fleet ignition keys (4)
Flooring – Heavy-duty vinyl
Ford Telematics™ modem with complimentary 2-year trial subscription²
Front-console mounting plate
Full-size spare wheel and tire with Tire Pressure Monitoring System (TPMS; requires programming)

Full-time Intelligent all-wheel drive (AWD)
Glass – Solar-tinted 1st-row; privacy glass 2nd-row and rear cargo area
Headlamps – LED low and high beams
Headlamps – Wig-wag functionality including ping-pong (default), triple-burst, or ping-pong/triple-burst; includes pre-drilled holes for user-installed strobes
Headliner – Easy-to-service
Independent front and rear suspensions
Individual Tire Pressure Monitoring System (TPMS)
Liftgate release switch – Overhead console
Lithium-ion battery pack
Locking glove box
Mirrors – Power sideview, manual foldaway with integrated blind spot mirrors
Personal Safety System™ for driver and front passenger with dual-stage front airbags
Power door locks
Power windows with front one-touch-up/-down with disable feature

Powertrain mounts – Heavy-duty
Rear spoiler
Rear-window defroster
Red/white dome light – 1st-row
Scuff plates – Front and rear door-sill
Seat – Front heavy-duty cloth driver's with 6-way power and manual lumbar
Seat – Front heavy-duty cloth passenger
Seats – Rear vinyl 35/30/35 split bench
SOS Post-Crash Alert System™
Steering wheel – Unique with 4 user-configurable switches
Supplemental front-door tethers
Taillamps – LED
Tilt/telescoping steering column
Tires – 255/60R18 BSW all-season
Transmission – 10-speed automatic (police-calibrated)
Two (2) 50-amp battery ground circuits – Power distribution junction block
Universal equipment tray on top of instrument panel
Wheels – Heavy-duty 18" steel

AVAILABLE FEATURES

12.3" integrated computer screen with SYNC® 3
18" full-face wheel covers
100W siren/speaker
Ballistic door panels – Level III+ and Level IV+
Battery – HB AGM (92-amp-hr/850-CCA)
BLIS® (Blind Spot Information System) with Cross-Traffic Alert
Cargo storage vault
Climate controls – Auxiliary rear air conditioning
Dark Car feature
Daytime running lamps
Engine – 3.0L EcoBoost® V6
Engine – 3.3L V6 Direct-Injection FFV

Engine block heater
Flooring – 1st- and 2nd-row carpeting
Front Auxiliary Warning Lamps
Front-console mounting plate delete
Front interior Visor Light Bar (LED)
Glass – Solar-tinted 2nd-row (clear)
Glass – Solar-tinted 2nd- and 3rd-row (clear)
Global lock/unlock feature
Hidden door lock plungers with inoperable rear door controls
Inoperable rear door controls
Keys – Keyed alike
Low-band frequency noise suppression kit
Mirrors – Heated sideview
Mirrors – Sideview with LED side marker lamps

Noise suppression bonds
Perimeter alarm (requires key fob)
Police engine-idle feature
Police Interceptor badge delete
Police Perimeter Alert
Pre-Collision Assist with Automatic Emergency Braking (AEB) with unique temporary disable switch for law enforcement use
Pre-wiring for grille lamp, siren and speaker
Rear auxiliary liftgate lights
Rear bumper step pad
Rear Camera On Demand
Rear-console mounting plate
Rear quarter glass LED side marker lamps
Rear spoiler traffic warning lights (LED)

Rear View Camera (viewable in electrochromic rearview mirror); no-charge option
Red/white dome light – Rear cargo area
Remote Keyless Entry System (key fob)
Reverse Sensing System
Seat – Power front-passenger (8-way) with manual recline and lumbar support
Seat – Rear center seat delete
Seats – Rear heavy-duty cloth
Spot lamps (LED)
Spot lamps prep kit
Underbody deflector plate
Wheels – 18" painted aluminum

FORD CO-PILOT360™ TECHNOLOGY

STANDARD FEATURES:

Autolamp (Automatic On/Off Headlamps)
Rear View Camera with Washer (displayed in 4.2" LCD center stack screen)

WARRANTIES & POWERTRAIN SERVICE PLAN³

3-year/36,000-mile⁴ Bumper-to-Bumper Limited Warranty
5-year/100,000-mile Ford Protect® PowertrainCARE (zero deductible)⁵
8-year/100,000-mile⁴ Hybrid Unique Component Limited Warranty

AVAILABLE PACKAGES⁶

Front Headlamp Lighting Solution (66A)
Interior Upgrade Package (65U)
Police Wire Harness Connector Kit – Front/Rear (67V)
Ready-for-the-Road Package (67H)

Rear Lighting Solution (66C)
Taillamp Lighting Solution (66B)
Taillamp/Police Interceptor Housing Only (B6T)
Ultimate Wiring Package (67U)

DIMENSIONS & CAPACITIES⁷

EXTERIOR (in.)	
Length	198.8
Wheelbase	119.1
Width (excluding mirrors/including mirrors)	78.9/89.3
Height (excluding options)	69.4
Cargo area (width/length)	47.9/46.2
Cargo rear opening (height/width at floor)	31.9/47.6
Liftover height (ground to cargo deck)	30.9
Liftgate to ground (when raised)	73.0
Step-in height	18.6
INTERIOR (in.)	
Head room (F/R)	40.7/40.4
Leg room (F/R)	40.9/40.7
Hip room (F/R)	59.3/59.1
Shoulder room (F/R)	61.8/61.3

CAPACITIES		
Passenger volume (cu. ft.)		118.0
Cargo volume (cu. ft.)	Behind 1st row	90.3
	Behind 2nd row	52.0
Total interior volume (cu. ft.)		170.0
Cargo capacity (lbs.)		880
Payload (lbs.)		1,670
GVWR (lbs.)	3.3L V6 Hybrid	6,840
	3.0L EcoBoost	6,500
	3.3L V6 FFV	6,465
Max. towing (lbs.)		5,000
Fuel tank (gal.)	3.3L V6 Hybrid	19.0
	3.0L EcoBoost	21.4
	3.3L V6 FFV	21.4
Seating		5

ENGINES

	3.3L V6 Hybrid	3.0L EcoBoost V6	3.3L V6 FFV
Combined System Net Horsepower	318 @ 6,500 ⁸	—	—
Combined System Net Torque (lb.-ft.)	322 @ 2,500 ⁸	—	—
Engine Horsepower (hp @ rpm)	285 @ 6,500	400 @ 5,500 ⁹	285 @ 6,500
Engine Torque (lb.-ft. @ rpm)	260 @ 4,000	415 @ 3,000 ⁹	260 @ 4,000

Horsepower, torque, towing and payload are independent attributes and may not be achieved simultaneously.

¹The full-size spare tire secured in the factory location is necessary to achieve police-rated 75-mph rear-impact crash-test performance attributes. ²Available on vehicles with embedded modem or equipped with plug-in device (PID). Requires modem activation. Ford Telematics and Ford Data Services™ are subscription services subject to agreement to FSM terms and conditions. Subscription subject to monthly charge. Subject to OFAC and credit check for subscription eligibility. Connected service and features, and access to vehicle data depend on subscription and compatible AT&T network availability. Evolving technology/cellular networks/vehicle capability may limit functionality and prevent operation of connected features. ³See your dealer for complete limited warranty details. ⁴Whichever comes first. ⁵The earlier of 5 years or 100,000 miles with PowertrainCARE coverage is a Ford Protect extended service plan – with a zero deductible – that's standard on Police Interceptor Utility, except in Florida and New York, where it is the earlier of 5 years or 100,000 miles with a PowertrainCARE Limited Warranty. See your dealer for full details. In Texas, a Ford Protect extended service plan is a Service Contract from Ford Motor Service Company (License #SCP-105). Visit fleet.ford.com for complete package content. ⁶Dimensions and capacities shown may vary due to optional features and/or production variability. ⁷Calculated via combined performance of the engine and electric motor(s) with peak battery power. The calculations utilize SAE J1349⁸ engine results and Ford electric motor dyno testing. Your results may vary. ⁸Horsepower and torque ratings based on premium fuel per SAE J1349 standard. Your results may vary.

ALL-NEW 2021 FORD F-150® POLICE RESPONDER®



F-150 Police Responder SuperCrew® 4x4, Agate Black Metallic. Available and aftermarket accessories shown.

EXTERIOR COLORS



INTERIOR COLOR



STANDARD FEATURES

SuperCrew® 4x4 with 5.5' box

2-speed Torque-On-Demand® 4x4 transfer case system

12V powerpoints, front (2)

AdvanceTrac™ with RSC® (Roll Stability Control™)

Airbags – Front-seat side, and Safety Canopy® System with side-curtain airbags and rollover sensor

Alternator – 240-amp

Audio – AM/FM stereo with 6 speakers

Brakes – Upgraded power 4-wheel vented disc with Anti-Lock Brake System (ABS)

Built-in steel intrusion plates in both front seat backs

Cargo box tie-downs (4)

Class IV trailer hitch receiver with 4-pin/7-pin wiring harness and Smart Trailer Tow Connector

Column-mounted shifter

Engine – 3.5L EcoBoost® V6

Engine-hour and -idle meters

Flooring – Black vinyl

Ford Telematics™ modem¹

FX4 Off-Road Package includes electronic-locking rear axle, Hill Descent Control™ off-road-tuned shock absorbers, and skid plates on the fuel tank, transfer case and front differential

Keys – Simple fleet key (4)

Mirrors – Power sideview

Perimeter alarm

Personal Safety System™ for driver and front passenger with dual-stage front airbags

Power lug under rear seat for upfitting (80-amp)

Power windows and door locks

Red/white task lighting in overhead console

Reinforced universal I/P top tray for mounting equipment

Seats – Police-grade heavy-duty cloth front with 8-way power driver and 4-way manual passenger with center seat section deleted (40/blank/40 front seats)

Seats – Rear vinyl bench

SecuriLock® Passive Anti-Theft System

SOS Post-Crash Alert System™

Speedometer – Police-calibrated with digital readout

SYNC® 4 with 8" LCD center stack touchscreen

Tire Pressure Monitoring System (TPMS; excludes spare)

Tires – LT265/70R18C BSW all-terrain tires

Transmission – 10-speed SelectShift® automatic with Selectable Drive Modes: Normal, Tow/Haul, Snow/Wet, EcoSelect and Sport

Wheels – 18" Silver-painted aluminum

AVAILABLE FEATURES

Backup alarm system

Badge delete

Bed divider

Bedliner – Plastic drop-in or Tough Bed® spray-in

Black platform running boards

BoxLink™ with 4 premium locking cleats

Bumpers – Chrome, front and rear

Daytime running lamps – Non-configurable

Engine block heater

Fixed rear window with privacy glass and defroster

Flooring – Carpet with carpeted floor mats

Flooring – Floor liners

Fog lamps

Integrated trailer brake controller

Interior Work Surface

Keys – Keyed alike

LED warning strobes (Red/Blue, Amber or Amber/White)

Mirrors – Manual-folding, power, heated sideview with integrated turn signal indicators; LED security approach lamps; forward-facing LED lights; driver's side auto-dimming feature; and black mirror caps

Mirrors – Manual-folding/-telescoping trailer tow with power, heated glass; integrated turn signal indicators; LED security approach lamps; forward-facing LED lights; and black mirror caps

Police engine-idle feature

Power-sliding rear window

Pre-Collision Assist with Automatic Emergency Braking (AEB) with unique temporary disable switch for law enforcement use

Remote Keyless Entry with (4) key fobs

Seat – 8-way power front-passenger

Stowable loading ramps

SYNC® 4 with cloud connectivity – Wireless phone connection, 911 Assist®, Applink® with App Catalog, wireless Apple CarPlay® compatibility, wireless Android Auto™ compatibility, and digital owner's manual

Tailgate step with tailgate work surface

Tonneau cover – Hard-folding®, soft-folding®, or retractable®

Toolboxes – Aluminum crossbed® or premium aluminum crossbed®

CARGO AREA

CARGO AREA (in.)

Length at floor

Width at wheelhouse

Maximum width inside box

Volume (cu. ft.)

5½' Styleside Box

67.1

50.6

65.2

52.8

DIMENSIONS & CAPACITIES²

EXTERIOR (in.)	SuperCrew	INTERIOR (in.)	SuperCrew
Length	231.7	Rear	
Wheelbase	145.4	Head room	40.4
Width (mirrors folded)	83.6	Leg room	43.6
Height	77.2	Hip room	62.6
Approach angle	24.3°	Shoulder room	66.0
Departure angle	25.3°	CAPACITIES	
Ground clearance	9.4	Passenger volume (cu. ft.)	131.9
		Payload (lbs.)	2,030
		GVWR (lbs.)	7,050
		Standard towing (lbs.)	7,000
		Max. towing (lbs.)	11,200*
		Fuel tank (gal.)	26.0
		Seating	5

ENGINE

ENGINE	Transmission	Horsepower (hp @ rpm)	Torque (lb.-ft. @ rpm)
3.5L EcoBoost V6	10-speed SelectShift automatic	400 @ 6,000	500 @ 3,100

FORD CO-PILOT360™ TECHNOLOGY

STANDARD FEATURES:

Autolamp (Automatic On/Off Headlamps)

Rear View Camera with Dynamic Hitch Assist

Reverse Sensing System

Trailer Sway Control

WARRANTY & POWERTRAIN SERVICE PLAN³

3-year/36,000-mile³ Bumper-to-Bumper Warranty

5-year/100,000-mile Ford Protect® PowertrainCARE (zero deductible)⁴

AVAILABLE PACKAGES⁵

Interior Upgrade Package (61A)

Tow Technology Package (17T)

Trailer Tow Package with Pro Trailer Backup Assist™ (53A)

F-150 Police Responder was designed and developed to meet the same federal fuel system crash standards as retail vehicles and other manufacturers' police vehicles. Always consult the owner's manual before off-road driving, know your terrain and trail difficulty, and use appropriate safety gear.

Horsepower, torque, towing and payload are independent attributes and may not be achieved simultaneously.

¹Allows data to be provided to support Ford Telematics and Ford Data Services™ via optional subscription, including but not limited to vehicle location, speed, idle time, fuel, vehicle diagnostics and maintenance alerts. Device enables optional telematics services through Ford or authorized providers via paid subscription. Subscribe at <https://www.commercialsolutions.ford.com> or call 1-833-811-FORD (3673). ²See your dealer for complete limited warranty details. ³Whichever comes first. ⁴The earlier of 5 years or 100,000 miles with PowertrainCARE coverage is a Ford Protect extended service plan – with a zero deductible – that's standard on F-150 Police Responder, except in Florida and New York, where it is the earlier of 5 years or 100,000 miles with a PowertrainCARE Limited Warranty. See your dealer for full details. In Texas, a Ford Protect extended service plan is a Service Contract from Ford Motor Service Company (License #SCP-165). ⁵Visit fleet.ford.com for complete package content. ⁶Ford Licensed Accessory. ⁷Dimensions and capacities shown may vary due to optional features and/or production variability. ⁸Requires available Trailer Tow Package. Max. towing varies based on cargo, vehicle configuration, accessories and number of passengers.

ALL-NEW 2021 FORD F-150® SSV

FLEX FUEL



F-150 XL SuperCrew® 4x4, Agate Black Metallic. Available and aftermarket accessories shown.

EXTERIOR COLORS



INTERIOR COLOR



STANDARD FEATURES

4x2	Mirrors – Power sideview
12V powerpoint, front	MyKey®
240-amp alternator	Perimeter alarm
AdvanceTrac™ with RSC® (Roll Stability Control™)	Personal Safety System™ for driver and front passenger with dual-stage front airbags
Airbags – Front-seat side, and Safety Canopy® System with side-curtain airbags and rollover sensor	Quick-release tailgate with lock
Brakes – Power 4-wheel vented disc with Anti-Lock Brake System (ABS)	Seats – Cloth 40/blank/40 front with center-seat section deleted (restraint control module cover provided)
Cargo box tie-downs (4)	Seats – Rear vinyl bench
Column-mounted shifter	SecuriLock® Passive Anti-Theft System
Cruise control	SOS Post-Crash Alert System™
Daytime running lamps – Configurable	SYNC® 4 with 8" LCD touchscreen
Easy Fuel® capless fuel filler	Tire Pressure Monitoring System (excludes spare)
Engine – 5.0L Ti-VCT 4-valve V8 FFV	Transmission – 10-speed SelectShift® automatic with progressive range select and tow/haul mode (5.0L and 3.5L EcoBoost)
Flooring – Black vinyl	Wheels – 17" silver steel
FordPass™ Connect¹ with 4G LTE Wi-Fi hotspot capability²	

FORD CO-PILOT360™ TECHNOLOGY

STANDARD FEATURES:

Auto Hold	Rear View Camera with Dynamic Hitch Assist
Autolamp (Automatic On/Off Headlamps) with Auto High Beams	Reverse Sensing System
Curve Control	Trailer Sway Control
Pre-Collision Assist with Automatic Emergency Braking (AEB)	

AVAILABLE PACKAGES³

Ford Co-Pilot360™ 2.0 (43A)	Trailer Tow Package (53A)
FX4 Off-Road Package (55A)	Max. Trailer Tow Package (53C)
Heavy-Duty Payload Package (627)	Snowplow Prep Package (68P)
Interior Upgrade Package (61A)	Tow Technology Package (17T)

AVAILABLE FEATURES

400W AC power outlet
Backup alarm system
Bedliner – Plastic drop-in or Tough Bed® spray-in
Black platform running boards
BoxLink™ with 4 premium locking cleats
Class IV trailer hitch receiver
Daytime running lamps – Non-configurable
Electronic Shift-on-the-Fly (ESOF) 4x4 system with neutral towing capability
Engine – 3.5L EcoBoost® 4-valve V6
Engine – 3.5L PowerBoost™ Full Hybrid V6
Engine block heater
Extended-range 36-gallon fuel tank
Fixed rear window with privacy glass and defroster
Flooring – Carpet with carpeted floor mats
Flooring – Floor liners
Fog lamps
Integrated trailer brake controller
LED warning strobes (Red/Blue, Amber or Amber/White)

Mirrors – Manual-folding, power, heated sideview with integrated turn signal indicators, high-intensity LED security approach lamps, driver's side auto-dimming feature, and black mirror caps
Mirrors – Manual-folding/-telescoping trailer tow with power, heated glass; integrated turn signal indicators; LED security approach lamps; forward-facing LED lights; and black mirror caps
Pro Power OnBoard 2.0kW (5.0L or 3.5L EcoBoost)
Pro Power OnBoard 2.4kW or 7.2kW (3.5L PowerBoost)
Remote Keyless Entry System
Reverse Sensing System
Seat – 8-way power front-passenger
Skid plates (4x4)
Stowable loading ramps
SYNC® 4 with cloud connectivity – Wireless phone connection, 911 Assist®
AppLink® with App Catalog, wireless Apple CarPlay® compatibility, wireless Android Auto™ compatibility, and digital owner's manual
Tailgate step with tailgate work surface
Tires – LT265/70R17E BSW all-terrain
Tonneau covers – Hard-folding,* soft-folding,* or retractable*
Toolboxes – Aluminum crossbed* or premium aluminum crossbed*
Transmission – HEV electronic 10-speed automatic with Selectable Drive Modes (3.5L PowerBoost)

DIMENSIONS & CAPACITIES⁵

DIMENSIONS (in.)		SuperCrew	
		5½' Box	6½' Box
Wheelbase	4x2/4x4	145.4	157.2
Length	4x2/4x4	231.7	243.5
Height	4x2/4x4	75.6/77.2	75.8/77.6
Width (standard mirrors folded)	4x2/4x4	83.6	83.6
CAPACITIES			
Passenger volume (cu. ft.)	Total	131.9	131.9
Fuel (gal.)	4x2/4x4	26.0 (gas) 30.6 (hybrid) 36.0 (optional)	26.0 (gas) 30.6 (hybrid) 36.0 (optional)
Max. Payload⁶ (lbs.)	4x2/4x4	2,335/2,135	2,900/2,650

ENGINES

ENGINE	Transmission (with progressive range select and tow/haul mode)	Horsepower (hp @ rpm)	Torque (lb.-ft. @ rpm)
5.0L Ti-VCT V8 FFV	10-speed SelectShift automatic	400 @ 6,000	410 @ 4,250
3.5L EcoBoost V6	10-speed SelectShift automatic	400 @ 6,000	500 @ 3,100
3.5L PowerBoost Full Hybrid V6	HEV electronic 10-speed automatic	430 @ 6,000⁷	570 @ 3,000⁷

Not rated for pursuit.

Horsepower, torque and payload are independent attributes and may not be achieved simultaneously.

¹FordPass Connect, the FordPass App, and complimentary Connected Service are required for remote features (see FordPass Terms for details). Connected service and features depend on compatible AT&T network availability. Evolving technology/cellular networks/vehicle capability may limit functionality and prevent operation of connected features. Connected service excludes Wi-Fi hotspot. FordPass App, compatible with select smartphone platforms, is available via download. Message and data rates may apply. ²Wi-Fi hotspot includes complimentary wireless data trial that begins upon AT&T activation and expires at the end of 3 months or when 3GB of data is used, whichever comes first, but cannot extend beyond the complimentary subscription period for remote features. To activate, go to www.att.com/ford. ³Visit fleet.ford.com for complete package content. ⁴Ford Licensed Accessory. ⁵Dimensions and capacities shown may vary due to optional features and/or production variability. ⁶Max. payload varies and is based on accessories and vehicle configuration. See label on door jamb for carrying capacity of a specific vehicle. ⁷Calculated via combined performance of the engine and electric motor(s) with peak battery power. The calculations utilize SAE J1349 engine results and Ford electric motor dyno testing. Your results may vary.

2021 FORD EXPEDITION/ EXPEDITION MAX SSV



Expedition XL, Agate Black Metallic. Available and aftermarket upfit equipment.

EXTERIOR COLORS²



Oxford White



Kodak Brown Metallic



Race Red



Antimatter Blue
Metallic



Iconic Silver Metallic



Magnetic Metallic



Agate Black Metallic

INTERIOR COLOR



Ebony



SPECIAL SERVICE VEHICLE (SSV) PACKAGE (102A)

Available on XL only

17" steel wheels (265/70R17 OWL all-terrain tires)
3.73 electronic limited-slip differential (eLSD)
3rd-row storage bins
Column-mounted shifter
Floor console delete

Flooring – Vinyl
Running boards delete
Seats – 2nd-row vinyl
Skid plates (4x4)

STANDARD FEATURES

12V powerpoints (4)
AdvanceTrac™ with RSC® (Roll Stability Control™)
Air conditioning with rear auxiliary controls
Airbags – Front-seat side, and 3-row Safety Canopy® System with side-curtain airbags and rollover sensor
Audio – AM/FM stereo with MP3 capability and 6 speakers
Brakes – 4-wheel disc with Anti-Lock Brake System (ABS)
Class IV trailer hitch receiver
Easy Fuel® capless fuel filler
Electric power-assisted steering
Engine – 3.5L EcoBoost® V6 with Auto Start-Stop Technology
Halogen headlamps with rainlamp
Individual Tire Pressure Monitoring System (excludes spare)
Mirrors – Power, heated sideview with security approach lamps

MyKey®
Perimeter alarm
Personal Safety System™ for driver and front passenger with dual-stage front airbags
Power door locks
Power windows with one-touch-up/-down feature for 1st row
Rear-wheel drive (RWD)
Seats – 1st-row cloth buckets with recline and 8-way power driver's with power lumbar support; 2nd-row vinyl 40/20/40 split (CenterSlide®) with recline
SecuriCode® keyless entry keypad
SecuriLock® Passive Anti-Theft System
SOS Post-Crash Alert System™
SYNC®
Tilt steering column
Tow hooks (4x4)
Transmission – 10-speed SelectShift® automatic



FORD CO-PILOT360™ TECHNOLOGY

STANDARD FEATURES:

Autolamp (Automatic On/Off Headlamps)
Ford Co-Pilot360 – Auto High-Beam Headlamps • BLIS® (Blind Spot Information System) with Cross-Traffic Alert • Lane-Keeping System (includes Lane-Keeping Assist, Lane-Keeping Alert and Driver Alert System) • Pre-Collision Assist with Automatic Emergency Braking (AEB) (includes Pedestrian Detection, Forward Collision Warning and Dynamic Brake Support) • Rear View Camera
Hill Start Assist
Trailer Sway Control

AVAILABLE PACKAGE¹

Heavy-Duty Trailer Tow Package (536)

Not rated for pursuit.

AVAILABLE FEATURES

4-Wheel-Drive (4WD) System
Black running boards
Daytime running lamps
Engine block heater

Reverse Sensing System

Seats – 2nd-row cloth 40/20/40 split bench

Seats – 3rd-row 60/40 split PowerFold® (deletes 3rd-row storage bins)

DIMENSIONS & CAPACITIES³

EXTERIOR (in.)	Expedition	Expedition MAX
Length	210.0	221.9
Wheelbase	122.5	131.6
Width	Including mirrors Mirrors folded	93.4 83.6
Height	76.6 (4x2); 76.4 (4x4)	76.4 (4x2); 76.2 (4x4)
Minimum running ground clearance	9.8	9.8 (4x2); 9.7 (4x4)
Lift-in height	35.3	34.9
Cargo rear opening height	32.7	32.7
Cargo rear opening width – Lower	51.4	51.4
INTERIOR (in.)		
1st Row		
Head room (max.)	42.0	42.0
Leg room (max.)	43.9	43.9
Hip room	62.2	62.2
Shoulder room	64.9	64.9

INTERIOR (in.)	Expedition	Expedition MAX
2nd Row		
Head room	40.0	40.0
Leg room	41.5	41.5
Hip room	62.6	62.6
Shoulder room	64.8	64.8
3rd Row (if equipped)		
Head room	37.3	37.4
Leg room	36.1	36.1
Hip room	51.4	51.4
Shoulder room	64.2	64.3
CAPACITIES (cu. ft.)		
Cargo volume	Behind 1st row Behind 2nd row Behind 3rd row (if equipped)	104.6 57.5 19.3
Fuel (gal.)	23.0	28.0
Seating	5, 8	5, 8

TRAILER WEIGHT RATINGS⁴

Hitch Class	Expedition	Max. Load	Expedition MAX
4x2 Class IV	9,300 lbs.		9,000 lbs.
4x4 Class IV	9,200 lbs.		9,000 lbs.

ENGINE

ENGINE	Transmission	Horsepower (hp @ rpm)	Torque (lb.-ft. @ rpm)
3.5L EcoBoost V6	10-speed SelectShift automatic	375 @ 5,000	470 @ 3,500

Horsepower, torque and towing are independent attributes and may not be achieved simultaneously.

¹Visit fleet.ford.com for complete package content. ²Available on select series. Restrictions may apply. See your dealer for details. ³Dimensions and capacities shown may vary due to optional features and/or production variability. ⁴Requires available Heavy-Duty Trailer Tow Package. Max. towing varies based on cargo, vehicle configuration, accessories and number of passengers.

2022 FORD TRANSIT[®] PTV



Transit 250 MR LWB Cargo Van. Agate Black Metallic. Available and aftermarket accessories shown.

EXTERIOR COLORS²



INTERIOR COLORS²



PRISONER TRANSPORT VEHICLE (PTV) KEY FEATURES

Built Ford Tough[®] lineup can be customized with heating/cooling, lighting, surveillance cameras and more!¹
Maximum GVWR of up to 11,000 lbs.^{2,3}
Maximum payload ratings of up to 5,174 lbs.^{2,3}

STANDARD FEATURES

2 USB ports in 1st row
12V powerpoints (2)
AdvanceTrac[™] with RSC[®] (Roll Stability Control[™]) with Side-Wind Stabilization
Airbags – Driver and front-passenger front, front-seat side, and Safety Canopy[®] System with side-curtain airbags and rollover sensor
Alternator – 250-amp
Door – Sliding passenger-side
Engine – 3.5L PFDI V6
Flooring – Vinyl front
FordPass[™] Connect² with 4G LTE Wi-Fi hotspot capability⁶
Mirrors – Power-adjustable short-arm sideview

Rear-wheel-drive (RWD) and all-wheel-drive (AWD) models available
Unibody construction with choice of 3 roof heights (LR, MR, HR).^{2,4} 3 lengths (Regular, Long, Extended-Length)² and 2 powertrains²

Rear tow hook
Remote Keyless Entry System
Seats – Vinyl front-row bucket seats with manual recline, adjustable headrest (includes driver-side and passenger-side inboard armrest)
SecuriLock[®] Passive Anti-Theft System
SOS Post-Crash Alert System[™]
Stationary elevated idle control
Tilt/telescoping steering column
Tire Pressure Monitoring System (TPMS; excludes spare)
Transmission – 10-speed SelectShift[®] automatic with overdrive

FORD CO-PILOT360[™] TECHNOLOGY

STANDARD FEATURES:

Auto High-Beam Headlamps
Autolamp (Automatic On/Off Headlamps)
Forward Collision Warning
Hill Start Assist
Lane-Keeping System
Post-Collision Braking
Pre-Collision Assist with Automatic Emergency Braking (AEB)
Rain-Sensing Windshield Wipers
Rear View Camera with Trailer Hitch Assist

AVAILABLE PACKAGES⁷

Ambulance Prep Package (47B)
Auxiliary Heater/AC Prep Package (62C)
Auxiliary Heater Prep Package (62A)
Exterior Upgrade Package (18D/18L)
Heavy-Duty Scuff Plate Kit (85B)
Heavy-Duty Trailer Tow Package (53B)
Interior Upgrade Package (96C)
Load Area Protection Package (96D)
Modified Vehicle Wiring System (53K)
RV Prep Package (47D)
Scuff Plate Kit (85A)
Upfitter Package (67C)

Not rated for pursuit.

AVAILABLE FEATURES

110V/400W AC power outlet
Adaptive Cruise Control with Adjustable Speed Limiting Device (ASLD)
Alternator – Dual
AM/FM stereo, SYNC[®] 4, 12" LCD capacitive touchscreen, Embedded Voice Recognition includes Connected Navigation and 2 USB ports and 4 front speakers
Doors – Power-sliding side (MR, HR)
DRW (dual rear wheels)
Engine – 3.5L EcoBoost[®] V6 with Auto Start-Stop Technology
Enhanced Active Park Assist
Extended-range fuel tank (31 gallons; Long and Extended-Length)
Flooring – Heavy-duty cargo
Heavy-duty front axle
Intelligent Access with push-button start
Lane Departure Warning and Aid includes BLIS[®] (Blind Spot Information System) with Cross-Traffic Alert and Trailer Coverage
Lane Keeping Aid and Lane Keeping Alert
Programmable battery guard/enhanced cutoff relay (DRW)
Reverse Brake Assist
Reverse Sensing System
Side Sensing System
SYNC[®] 3 with 4.0" LCD capacitive touchscreen with AppLink[®], 911 Assist[®], Apple CarPlay[®] compatibility, Android Auto[™] compatibility, and 2 smart-charging USB ports
Trailer brake controller (TBC)
Trailer wiring provisions
Upfitter interface module
Vehicle maintenance monitor with engine-hour meter

FLEET EXCLUSIVES

Daytime running lamps
Decal (up to 15-, 25-, 45-, 70- or 95-sq.-ft.)
Sideview mirror delete
Engine Idle Shutdown includes Smart Acceleration Truncation
Speed limitation (65-, 70- or 75-mph governed top speed options)

DIMENSIONS & CAPACITIES¹⁰

Low Roof (LR)	Wheelbase (in.)	Overall Height (in.)	Overall Length (in.)	Cargo Volume (cu. ft.)
Transit-150/250/350	129.9	82.2	219.9	246.7
Transit-150/250/350	147.6	82.9	237.6	277.7
Medium Roof (MR)				
Transit-150/250/350	129.9	99.1	217.8	315.2
Transit-150/250/350	147.6	101.3	235.5	357.1
High Roof (HR)				
Transit-250/350	147.6	109.6	235.5	404.3
Transit-250 Extended-Length/ 350 Extended-Length	147.6	110.4	263.9	487.3
Transit-350 HD Extended-Length (DRW)	147.6	110.4	263.9	487.3

CAPABILITIES¹⁰ (lbs.)

	Max. GVWR
Transit-150 LR/MR	8,670
Transit-250 LR/MR/HR/HR Extended-Length	9,070
Transit-350 LR/MR/HR/HR Extended-Length	9,500
Transit-350 HD HR Extended-Length (DRW)	9,950/10,360/11,000

ENGINES


	3.5L PFDI V6	3.5L EcoBoost V6 (AWD) with Auto Start-Stop Technology	3.5L EcoBoost V6 (RWD) with Auto Start-Stop Technology
Horsepower (hp @ rpm)	275 @ 6,250	295 @ 5,000	310 @ 5,000
Torque (lb.-ft. @ rpm)	260 @ 4,000	375 @ 2,500	400 @ 2,500

Horsepower and torque are independent attributes and may not be achieved simultaneously.

¹Aftermarket upfits. ²Available on select series. Restrictions may apply. See your dealer for details. ³Maximum capabilities shown are for properly configured vehicles with required equipment. For additional information, see your dealer. ⁴High-Roof not available on Transit 150. ⁵FordPass Connect, the FordPass App, and complimentary Connected Service are required for remote features (see FordPass Terms for details). Connected service and features depend on compatible AT&T network availability. Evolving technology/cellular networks/vehicle capability may limit functionality and prevent operation of connected features. Connected service excludes Wi-Fi hotspot. FordPass App, compatible with select smartphone platforms, is available via download. Message and data rates may apply. ⁶Wi-Fi hotspot includes complimentary wireless data trial that begins upon AT&T activation and expires at the end of 3 months or when 3GB of data is used, whichever comes first, but cannot extend beyond the complimentary subscription period for remote features. To activate, go to www.att.com/ford. ⁷Visit fleet.ford.com for complete package content. See your dealer for details. ⁸Fleet only. ⁹New for 2021. ¹⁰Dimensions and capacities shown may vary due to optional features and/or production variability. Cargo and load capacity limited by weight and weight distribution.



	2022 LINCOLN CORSAIR ¹	2021 LINCOLN NAUTILUS ¹	2022 LINCOLN AVIATOR ¹	2021 LINCOLN NAVIGATOR ¹ /L
Engines	Turbocharged 2.0-liter I-4 250 @ 5,500 ² 280 @ 3,000 ² (Standard)	Turbocharged 2.0-liter I-4 250 @ 5,500 ² 280 @ 3,000 ² (Standard)	Twin-Turbocharged 3.0-liter V6 400 @ 5,500 ² 415 @ 3,000 ² (Standard)	Twin-Turbocharged 3.5-liter V6 450 @ 5,500 ² 510 @ 3,000 ² (Standard)
Horsepower (hp @ rpm) ³				
Torque (lb.-ft. @ rpm) ³				
	Turbocharged 2.3-liter I-4 295 @ 5,500 ² 310 @ 3,000 ² (Available)	Twin-Turbocharged 2.7-liter V6 335 @ 5,500 ² 380 @ 3,250 ² (Available)	Grand Touring Plug-In Hybrid 3.0-liter V6 ⁴ 494 @ 5,500 ² 630 @ 2,250 ² (Available)	
	Grand Touring Plug-In Hybrid 2.5-liter I-4 ⁴ 266 ⁵ (combined system net) TBD (Available)			
Transmission	8-speed SelectShift [®] automatic; Continuously Variable Transmission (CVT) (Grand Touring)	8-speed automatic	10-speed SelectShift automatic	10-speed SelectShift automatic
Drivetrain	FWD/AWD	FWD/AWD	RWD/AWD	RWD/4WD
Braking system	4-wheel disc with Anti-Lock Brake System (ABS)	4-wheel disc with Anti-Lock Brake System (ABS)	4-wheel disc with Anti-Lock Brake System (ABS)	4-wheel disc Anti-Lock Brake System (ABS)
Airbags	Dual-stage front, driver's knee, glove-box-door-integrated knee, front- seat side and Safety Canopy [®] System	Dual-stage front, driver's knee, glove-box-door-integrated knee, front- seat side and Safety Canopy System	Dual-stage front, driver's knee, glove-box-door-integrated knee, front- seat side and Safety Canopy System	Dual-stage front, driver's knee, glove-box-door-integrated knee, 1st- and 2nd-row side impact and Safety Canopy System
Length (in.)	180.6	190.0	199.3	210.0; 221.9 L
Wheelbase (in.)	106.7	112.2	119.1	122.5; 131.6 L
Height (in.)	64.1 (63.8 Grand Touring)	66.2	69.6 (69.2 Grand Touring)	76.4 (4x2); 76.3 (4x4); 76.2 (4x2) L; 76.1 (4x4) L
Seating capacity	5	5	6, 7	7, 8
Track (in.) (F/R)	62.6/63.4	64.8/64.7	66.9/66.9	67.6/67.2
Head room (in.) (F/R)	39.5/38.7 (38.4/38.4 Grand Touring)	39.9/39.2	41.5 (max.)/39.7 (36.9, 3rd row) 40.2 (max.)/38.4, [36.9, 3rd row] Grand Touring	41.8 (max.)/40.0 (37.3, 3rd row); 41.6 (max.)/40.0 (37.4, 3rd row) L
Leg room (in.) (F/R)	43.2 (max.)/38.6 (43.2 (max.)/36.7 Grand Touring)	42.8 (max.)/39.6	43.0 (max.)/39.0 (29.2, 3rd row)	43.9 (max.)/41.1 (36.1, 3rd row)
Hip room (in.) (F/R)	55.6/50.8	56.4/55.6	58.5/58.3 (40.9, 3rd row)	61.9/61.6 (51.4, 3rd row)
Shoulder room (in.) (F/R)	57.1/56.3	58.9/59.0	61.5/61.3 (54.0, 3rd row)	65.2/65.1 (64.2, 3rd row); 65.2/65.1 (64.3, 3rd row) L
Passenger volume (cu. ft.)	102.5 (98.5 Grand Touring)	108.3	144.7 (140.6 Grand Touring)	172.0; 172.1 L
Cargo volume (cu. ft.) (behind 1st row/2nd row)	57.6/27.6 (34.0 max.) (56.2/26.9 (33.2 max.) Grand Touring)	68.8/37.2	77.7/41.8 (18.3, 3rd row) ⁶	103.3/57.5 (19.3, 3rd row); 120.2/73.3 (34.3, 3rd row) L
Fuel tank capacity (gal.)	16.2 (11.1 Grand Touring)	18.0	20.2 (18.0 Grand Touring)	23.6; 27.8 L
Base curb weight (lbs.) ⁷	2.0-liter 3,703 (FWD); 3,843 (AWD)	2.0-liter 4,165 (FWD); 4,339 (AWD)	4,745 (RWD); 4,862 (AWD); 5,673 (AWD) Grand Touring	5,645 (4x2); 5,870 (4x4); 5,768 (4x2); 5,995 (4x4) L
	2.3-liter 3,961 (AWD)	2.7-liter 4,545 (AWD)		
	2.5-liter 4,532 (AWD)			
Trailer towing (max. lbs.) ^{1,8}	3,000	3,500	5,600	8,700/8,300; 8,400/8,100 L



Horsepower, torque and towing are independent attributes and may not be achieved simultaneously.

¹Based on 2021 model-year ratings. ²When properly equipped with available tow package. See your Lincoln Dealer for complete details. Max. towing varies based on cargo, vehicle configuration, accessories and number of passengers. ³Horsepower and torque ratings based on premium fuel per SAE J1349[®] standard. Your results may vary. ⁴Available only at EV-certified Lincoln dealers. ⁵Calculated via combined performance of the engine and electric motor(s) with peak battery power. The calculations utilize SAE J1349 engine results and Ford electric motor dyno testing. Your results may vary. ⁶Includes cargo volume under load floor.

2022 LINCOLN CORSAIR®

Premium Small/
Premium Compact Utility Class
Models: Corsair, Corsair Reserve,
Corsair Grand Touring¹



Corsair, Flight Blue Metallic. Available equipment.

EXTERIOR COLORS²



INTERIOR COLORS³



STANDARD FEATURES

12V powerpoints (2)	Perimeter alarm
Active noise control	Personal Safety System™ for driver and front passenger with dual-stage front airbags
AdvanceTrac™ with RSC® (Roll Stability Control)™	Piano key shifter
Airbags – Driver's knee, glove-box-door-integrated knee, front-seat side, rear outboard side-impact, and Safety Canopy® System with side-curtain airbags and rollover sensor	Power liftgate
Audio – SiriusXM® with 3-month All Access trial subscription²	Power windows with one-touch-up/down feature
Autolamp (Automatic On/Off Headlamps)	Rear Parking Sensors
Easy Fuel® capless fuel filler	Rear privacy glass
Electric parking brake	Remote Start System
Engine – Turbocharged 2.0-liter I-4	Seats – Heated 1st-row Comfort seats with 10-way power driver with memory feature and 8-way front-passenger
Front-wheel drive (FWD)	SecuriCode™ invisible keypad
Hill Start Assist	SecuriLock® Passive Anti-Theft System
Intelligent Access with push-button start	SOS Post-Crash Alert System™
LED headlamps with LED signature lamps	Symphonic Chimes
Lincoln Connect™ with 4G LTE Wi-Fi hotspot capability⁴	SYNC® 3 with 8" LCD capacitive touchscreen with AppLink®, 911 Assist®, Apple CarPlay® compatibility, Android Auto™ compatibility, and 2 smart-charging USB ports
Manual tilt/telescoping steering column	Tire Pressure Monitoring System (TPMS; excludes spare if equipped)
Mirrors – Power, heated sideview with autofold and memory	Transmission – 8-speed SelectShift® automatic
MyKey®	

STANDARD LINCOLN CO-PILOT360™ 1.5

Auto High-Beam Headlamps • Blind Spot Information System • Cross-Traffic Alert with Braking • Lane-Keeping System (includes Lane-Keeping Aid, Lane-Keeping Alert and Driver Alert System) • Pre-Collision Assist with Automatic Emergency Braking (AEB) (includes Pedestrian Detection, Forward Collision Warning and Dynamic Brake Support) • Rear View Camera • Rear Parking Sensors

AVAILABLE FEATURES

Adaptive suspension	Hands-free liftgate
All-weather floor liners	Head-up display
Cargo area protector	Intelligent all-wheel drive (AWD)
Engine – Grand Touring Plug-In Hybrid 2.5-liter I-4	Perfect Position front seats
Engine – Turbocharged 2.3-liter I-4	Power, panoramic Vista Roof® with power sunshade
	FLEET EXCLUSIVE
	Engine block heater

AVAILABLE PACKAGES⁵

Convenience Package (66C)	Monochromatic Package – Pristine White (66L)
Elements Package (67)	Premium Package (66P)
Lincoln Co-Pilot360 1.5 Plus (67B)	Sport Package (66U)
Luxury Package (66A)	Technology Package (53B)
Monochromatic Package – Asher Gray (66D)	Towing Pack I (18C)
Monochromatic Package – Infinite Black (66V)	

DIMENSIONS & CAPACITIES

EXTERIOR (in.)	Corsair	Grand Touring	INTERIOR (in.)	Corsair	Grand Touring
Length	180.6	180.6	Rear		
Wheelbase	106.7	106.7	Head room	38.7	38.4
Width – Mirrors folded	76.2	76.4	Leg room (max.)	38.6	36.7
Height	64.1	63.8	Hip room	50.8	50.8
			Shoulder room	56.3	56.3
INTERIOR (in.)			CAPACITIES (cu. ft.)		
Front			Passenger volume	102.5	98.5
Head room	39.5	38.4	Cargo volume Behind front row	57.6	56.2
Leg room (max.)	43.2	43.2	Behind rear row	27.6	26.9
Hip room	55.6	55.6	Fuel (gal.)	16.2	11.1
Shoulder room	57.1	57.1	Seating	5	5

ENGINES

	Turbocharged 2.0-liter I-4	Turbocharged 2.3-liter I-4	Grand Touring Plug-In Hybrid 2.5-liter I-4
Horsepower (hp @ rpm)	250 @ 5,500*	295 @ 5,500*	266 (combined system net)†
Torque (lb.-ft. @ rpm)	280 @ 3,000*	310 @ 3,000*	TBD

¹Available only at EV-certified Lincoln dealers. ²Includes 3-month All Access trial subscription. SiriusXM audio and data services each require a subscription sold separately, or as a package, by Sirius XM Radio Inc. Your SiriusXM service will automatically stop at the end of your trial unless you decide to subscribe. If you decide to continue service after your trial, the subscription plan you choose will automatically renew thereafter and you will be charged according to your chosen payment method at then-current rates. Fees and taxes apply. To cancel you must call SiriusXM at 1-855-635-2349. See SiriusXM Customer Agreement for complete terms at www.siriusxm.com. All fees and programming subject to change. Not all vehicles or devices are capable of receiving all services offered by SiriusXM. Current information and features may not be available in all locations, or on all receivers. Satellite and streaming lineups vary slightly. ³At purchase, the Lincoln Connect modem is connected and sending vehicle data (e.g., diagnostics) to Lincoln. To disable, or for more information, see in-vehicle connectivity settings. Learn more at www.ConnectedLincoln.com. Lincoln Connect, the Lincoln Way App and complimentary Connected Service are required for remote features (see Lincoln Way Terms for details). Connected service and features depend on compatible AT&T network availability. Evolving technology/cellular networks/vehicle capability may limit functionality and prevent operation of connected features. Connected service excludes Wi-Fi hotspot. Lincoln Way App, compatible with select smartphone platforms, is available via download. Message and data rates may apply. ⁴Wi-Fi hotspot includes wireless data trial that begins upon AT&T activation and expires at the end of 3 months or when 3GB of data is used, whichever comes first, but cannot extend beyond the trial subscription period for remote features. To activate, go to www.att.com/lincoln. ⁵Available on select series. Restrictions may apply. See your dealer for details. ⁶Additional charge. ⁷New for 2022. ⁸Visit lincoln.com/fleet for complete package content. ⁹Horsepower and torque ratings based on premium fuel per SAE J1349 standard. Your results may vary. Horsepower and torque are independent attributes and may not be achieved simultaneously. ¹⁰Calculated via combined performance of the engine and electric motor with peak battery power. The calculations utilize SAE J1349 engine results and Lincoln electric motor dyno testing. Your results may vary.

2021 LINCOLN NAUTILUS®

Medium Premium
Utility Class

Models: Nautilus, Nautilus Reserve



Nautilus Reserve. Flight Blue Metallic. Available equipment.

EXTERIOR COLORS¹



INTERIOR COLORS¹



STANDARD FEATURES

12V powerpoints (3)
AdvanceTrac™ with RSC® (Roll Stability Control™)
Airbags – Driver's knee, glove-box-door-integrated knee, front-seat side, and Safety Canopy® System with side-curtain airbags and rollover sensor
Audio – SiriusXM® with 360L with 3-month All Access trial subscription†
Dual-zone electronic automatic temperature control
Easy Fuel® capless fuel filler
Electric parking brake
Engine – Turbocharged 2.0-liter I-4
Front-wheel drive (FWD)
Hill Start Assist
Intelligent Access with push-button start
LED headlamps with LED signature lamps
Lincoln Connect™ with 4G LTE Wi-Fi hotspot capability*
Manual tilt/telescoping steering column
Mirrors – Body-color, power, heated sideview with autofold and LED turn signal indicators

MyKey®
Perimeter alarm
Personal Safety System™ for driver and front passenger with dual-stage front airbags
Piano key shifter
Post-Collision Braking
Remote Start System
Reverse Sensing System
Seats – Heated 1st-row Comfort seats with 10-way power-adjustable driver and 8-way power passenger
SecuriCode® invisible keypad
SOS Post-Crash Alert System™
SYNC® 4 with Enhanced Voice Recognition and 13.2" LCD capacitive touchscreen with 911 Assist® AppLink® wireless Apple CarPlay® compatibility, wireless Android Auto™ compatibility, digital owner's manual, and 2 smart-charging USB ports
Tire Pressure Monitoring System (TPMS; excludes spare, when equipped)
Transmission – 8-speed automatic

STANDARD LINCOLN CO-PILOT360™

Auto High-Beam Headlamps • Blind Spot Detection with Cross-Traffic Alert • Lane-Keeping System (includes Lane-Keeping Aid, Lane-Keeping Alert and Driver Alert System) • Pre-Collision Assist with Automatic Emergency Braking (AEB) (includes Pedestrian Detection, Forward Collision Warning and Dynamic Brake Support) • Rear View Camera

AVAILABLE FEATURES

Adaptive Cruise Control with Stop-and-Go and Lane Centering
Adaptive LED headlamps
Adaptive suspension
Compact spare wheel and tire
Engine block heater
Engine – Twin-Turbocharged 2.7-liter V6
Hands-free liftgate
Intelligent all-wheel drive (AWD)
Power, panoramic Vista Roof®
Revel® Ultima Audio System with 19 speakers; includes HD Radio™ Technology
Wireless charging pad

AVAILABLE PACKAGES²

Cargo Accessories and Mat Package (43C, 43D)
Cargo Utility Package (51U)
Class II Trailer Tow Package (53G)

Lincoln Co-Pilot360 Plus Package (52C)
Monochromatic Package (53J)
Ultimate Package (87L)

DIMENSIONS & CAPACITIES

EXTERIOR (in.)		INTERIOR (in.)	
Length	190.0	Rear	
Wheelbase	112.2	Head room	39.2
Width	Including mirrors 86.1 Mirrors folded 78.7	Leg room	39.6
Height	66.2	Hip room	55.6
		Shoulder room	59.0
INTERIOR (in.)		CAPACITIES (cu. ft.)	
Front		Passenger volume	108.3
Head room	39.9	Cargo volume	Behind front row 68.8 Behind rear row 37.2
Leg room (max.)	42.8	Fuel (gal.)	18.0
Hip room	56.4	Seating	5
Shoulder room	58.9		

ENGINES

	Turbocharged 2.0-liter I-4	Twin-Turbocharged 2.7-liter V6
Horsepower (hp @ rpm)	250 @ 5,500 ³	335 @ 5,500 ³
Torque (lb.-ft. @ rpm)	280 @ 3,000 ³	380 @ 3,250 ³

¹Includes 3-month All Access trial subscription. SiriusXM audio and data services each require a subscription sold separately, or as a package, by Sirius XM Radio Inc. Your SiriusXM service will automatically stop at the end of your trial unless you decide to subscribe. If you decide to continue service after your trial, the subscription plan you choose will automatically renew thereafter and you will be charged according to your chosen payment method at then-current rates. Fees and taxes apply. To cancel you must call SiriusXM at 1-866-635-2340. See SiriusXM Customer Agreement for complete terms at www.siriusxm.com. All fees and programming subject to change. Not all vehicles or devices are capable of receiving all services offered by SiriusXM. Current information and features may not be available in all locations, or on all receivers. Satellite and streaming lineups vary slightly. ²At purchase, the Lincoln Connect modem is connected and sending vehicle data (e.g., diagnostics) to Lincoln. To disable, or for more information, see in-vehicle connectivity settings. Learn more at www.ConnectedLincoln.com. Lincoln Connect, the Lincoln Way App and complimentary Connected Service are required for remote features (see Lincoln Way Terms for details). Connected service and features depend on compatible AT&T network availability. Evolving technology/cellular networks/vehicle capability may limit functionality and prevent operation of connected features. Connected service excludes Wi-Fi hotspot. Lincoln Way App, compatible with select smartphone platforms, is available via download. Message and data rates may apply. ³Wi-Fi hotspot includes wireless data trial that begins upon AT&T activation and expires at the end of 3 months or when 3GB of data is used, whichever comes first, but cannot extend beyond the trial subscription period for remote features. To activate, go to www.att.com/lincoln. ⁴Available on select series. Restrictions may apply. See your dealer for details. ⁵Additional charge. ⁶Visit lincoln.com/fleet for complete package content. ⁷Horsepower and torque ratings based on premium fuel per SAE J1349⁸ standard. Your results may vary. Horsepower and torque are independent attributes and may not be achieved simultaneously.

2022 LINCOLN AVIATOR®

Large Crossover
Premium Utility Class

Models: Aviator Livery (Fleet only),
Aviator, Aviator Reserve,
Aviator Grand Touring¹



Aviator Grand Touring, Burgundy Velvet Metallic Tinted Clearcoat. Available equipment.

EXTERIOR COLORS²



INTERIOR COLORS³



STANDARD FEATURES

12V powerpoints (2)
12.3" configurable digital instrument cluster
110V/150W AC power outlet
AdvanceTrac™ with RSC® (Roll Stability Control™)
Airbags – Driver's knee, glove-box-door-integrated knee, front-seat side, and 3-row Safety Canopy® System with side-curtain airbags, roll-fold technology and rollover sensor
Audio – SiriusXM® with 3-month All Access trial subscription⁴
Autolamp (Automatic On/Off Headlamps)
Easy Fuel® capless fuel filler
Engine – Twin-Turbocharged 3.0-liter V6 with Auto Start-Stop Technology
Front Parking Sensors
Hill Start Assist
Individual Tire Pressure Monitoring System (TPMS; excludes spare)
Intelligent Access with push-button start
LED daytime running lamps, headlamps, reverse lamps, taillamps and rear appliqué
Lincoln Connect™ with 4G LTE Wi-Fi hotspot capability⁴
Lincoln Drive Modes
Mirrors – Power, heated sideview with autofold, integrated LED turn signal indicators, Lincoln logo welcome mat, memory and auto-dimming driver's side

MyKey®
Perimeter alarm
Personal Safety System™ for driver and front passenger with dual-stage front airbags
Piano key shifter
Power liftgate
Power windows with one-touch-up/down feature
Rain-Sensing Windshield Wipers
Rear-wheel drive (RWD)
Remote Start System
Seats – Heated 1st-row Comfort seats with 10-way power adjustability and driver's side memory feature
Seats – 2nd-row 35/30/35 split-bench with power tip-and-slide release
Seats – 3rd-row PowerFold® 50/50 split-bench
SecuriCode® invisible keypad
Smart-charging USB ports for 2nd row (2)
SOS Post-Crash Alert System™
Symphonic Chimes
SYNC® 3 with 10.1" LCD capacitive touchscreen with AppLink®, 911 Assist®, Apple CarPlay® compatibility, Android Auto™ compatibility, and 2 smart-charging USB ports
Transmission – 10-speed SelectShift® automatic
Tri-zone climate control

AVAILABLE FEATURES

2nd-row full center console with rear seat command and control
360-Degree Camera with front camera wash
Adaptive suspension
All-wheel drive (AWD)
Engine – Grand Touring Plug-In Hybrid 3.0-liter V6 with electric motor
EV Pedestrian Sounder (Grand Touring)
Floor liners in 1st and 2nd rows
Hands-free liftgate
Head-Up Display
LED fog lamps
Phone As A Key

AVAILABLE PACKAGES⁵

Class IV Trailer Tow Package (52Q)
Dynamic Handling Package (67B)
Elements Package (53B)
Elements Package Plus (63D)
Illumination Package (67R)

Power, panoramic Vista Roof®
Power-tilt/-telescoping steering column with memory
Quad-Zone Climate Control with rear auxiliary heater/cooler
Revel® Ultima 3D Audio System with 28 speakers
Seats – Heated 1st-row Comfort seats with 12-way power adjustability and driver's side memory feature
Seats – 2nd-row captain's chairs with power tip-and-slide release
Voice-Activated Touchscreen Navigation System with pinch-to-zoom capability, and integrated SiriusXM Traffic and Travel Link® with 6-year subscription
Wheel lock kit
Wireless charging pad

Lincoln Co-Pilot360™ 1.5 Plus (63P)
Luxury Package (65L)
Monochromatic Package (90J)
Premium Package (90F)

DIMENSIONS & CAPACITIES

EXTERIOR (in.)	Aviator	Grand Touring
Length	199.3	199.3
Wheelbase	119.1	119.1
Width		
Excluding mirrors	79.6	79.6
Including mirrors	89.9	89.9
Mirrors folded	82.3	82.3
Maximum height	69.6	69.2
Minimum running ground clearance	7.8	7.9
Liftover height (curb)	31.3	31.6
Cargo rear opening height	29.1	29.1
Cargo rear opening width at floor	46.6	46.6
INTERIOR (in.)		
1st Row		
Head room (max.)	41.5	40.2
Leg room (max.)	43.0	43.0
Hip room	58.5	58.5
Shoulder room	61.5	61.5

INTERIOR (in.)	Aviator	Grand Touring
2nd Row		
Head room	39.7	38.4
Leg room	39.0	39.0
Hip room	58.3	58.3
Shoulder room	61.3	61.3
3rd Row		
Head room	36.9	36.9
Leg room	29.2	29.2
Hip room	40.9	40.9
Shoulder room	54.0	54.0
CAPACITIES (cu. ft.)		
Cargo volume		
Behind 1st row⁶	77.7	77.7
Behind 2nd row	41.8	41.8
Behind 3rd row	18.3	18.3
Fuel (gal.)	20.2	18.0
Seating	6, 7	6, 7

STANDARD LINCOLN CO-PILOT360™ 1.5

Auto High-Beam Headlamps • Blind Spot Information System • Cross-Traffic Alert with Braking
• Lane-Keeping System (includes Lane-Keeping Aid, Lane-Keeping Alert and Driver Alert System)
• Pre-Collision Assist with Automatic Emergency Braking (AEB) (includes Pedestrian Detection, Forward Collision Warning and Dynamic Brake Support) • Rear Parking Sensors • Rear View Camera

¹Available only at EV-certified Lincoln dealers. ²Includes 3-month All Access trial subscription. SiriusXM audio and data services each require a subscription sold separately, or as a package, by Sirius XM Radio Inc. Your SiriusXM service will automatically stop at the end of your trial unless you decide to subscribe. If you decide to continue service after your trial, the subscription plan you choose will automatically renew thereafter and you will be charged according to your chosen payment method at then-current rates. Fees and taxes apply. To cancel you must call SiriusXM at 1-866-635-2349. See SiriusXM Customer Agreement for complete terms at www.siriusxm.com. All fees and programming subject to change. Not all vehicles or devices are capable of receiving all services offered by SiriusXM. Current information and features may not be available in all locations, or on all receivers. Satellite and streaming lineups vary slightly. ³At purchase, the Lincoln Connect modem is connected and sending vehicle data (e.g., diagnostics) to Lincoln. To disable, or for more information, see in-vehicle connectivity settings. Learn more at www.ConnectedLincoln.com. Lincoln Connect, the Lincoln Way App and complimentary Connected Service are required for remote features (see Lincoln Way Terms for details). Connected service and features depend on compatible AT&T network availability. Evolving technology/cellular networks/vehicle capability may limit functionality and prevent operation of connected features. Connected service excludes Wi-Fi hotspot. Lincoln Way App, compatible with select smartphone platforms, is available via download. Message and data rates may apply. ⁴Wi-Fi hotspot includes wireless data trial that begins upon AT&T activation and expires at the end of 3 months or when 3GB of data is used, whichever comes first, but cannot extend beyond the trial subscription period for remote features. To activate, go to www.att.com/lincoln. ⁵Available on select series. Restrictions may apply. See your dealer for details. ⁶Additional charge. ⁷New for 2022. ⁸Visit lincoln.com/fleet for complete package content. ⁹Includes rear cargo storage well.

2021 LINCOLN NAVIGATOR®/ NAVIGATOR L

Large Traditional Premium Utility Class
Models: Navigator, Navigator Reserve



Navigator, Silver Radiance Metallic. Available equipment.

EXTERIOR COLORS¹



INTERIOR COLORS¹



STANDARD FEATURES

12V powerpoints (4)	Power-deployable running boards
110V/150W AC power outlet	Power-tilt/telescoping steering column with memory
Adaptive suspension	Rain-Sensing Windshield Wipers
Airbags – Driver's knee, glove-box-door-integrated knee, 1st- and 2nd-row side impact, and Safety Canopy® System with side-curtain airbags, roll-over technology and rollover sensor	Rear-wheel drive (RWD)
Audio – SiriusXM® with 3-month All Access trial subscription ²	Seats – Heated and ventilated 1st-row Comfort seats with 10-way power adjustability, power lumbar and recline, and driver's side memory feature
Engine – Twin-Turbocharged 3.5-liter V6	Seats – 2nd-row PowerFold® heated buckets
Enhanced Active Park Assist	Seats – 3rd-row PowerFold 60/40 split bench
Forward and Reverse Sensing Systems	SecuriCode® invisible keypad
Hands-free liftgate	SOS Post-Crash Alert System™
Lincoln Connect™ with 4G LTE Wi-Fi hotspot capability ³	SYNC® 3 with 10" LCD capacitive touchscreen with AppLink®, 911 Assist®, Apple CarPlay® compatibility, Android Auto™ compatibility, and 2 smart-charging USB ports
Lincoln Embrace	Tire Pressure Monitoring System (TPMS; excludes spare)
Mirrors – Power-folding, heated sideview with Lincoln logo welcome mat, turn signal indicators, memory, and driver's side auto-dimming feature	Transmission – 10-speed SelectShift® automatic
MyKey®	Tri-zone climate control
Perimeter alarm	USB ports (6)
Personal Safety System™ for driver and front passenger with dual-stage front airbags	Voice-Activated Touchscreen Navigation System

STANDARD LINCOLN CO-PILOT360™

Auto High-Beam Headlamps • Blind Spot Detection with Cross-Traffic Alert • Lane-Keeping System (includes Lane-Keeping Aid, Lane-Keeping Alert and Driver Alert System) • Pre-Collision Assist with Automatic Emergency Braking (AEB) (includes Pedestrian Detection, Forward Collision Warning and Dynamic Brake Support) • Rear View Camera

AVAILABLE FEATURES

4-Wheel-Drive (4WD) System	Seats – 2nd-row PowerFold 40/20/40 split-fold bench with outboard heat
Adaptive Cruise Control with Stop-and-Go	Tiered Cargo Area Management System
Floor liners (1st and 2nd rows)	
Head-up display	FLEET EXCLUSIVE
Lincoln Play Rear-Seat Entertainment System	Engine block heater
Panoramic Vista Roof®	Enhanced Security System
Power-deployable, illuminated running boards	
Revel® Ultima Audio System	

AVAILABLE PACKAGES⁴

Heavy-Duty Trailer Tow Package (536, 200A, 201A, 208A)
Luxury Package (6BS, 201A, 208A)

DIMENSIONS & CAPACITIES

EXTERIOR (in.)		Navigator	Navigator L
Length		210.0	221.9
Wheelbase		122.5	131.6
Overhang	Front	38.2	38.2
	Rear	49.3	52.1
Width	Including mirrors	93.8	93.8
	Mirrors folded	83.6	83.6
Height	4x2	76.4	76.2
	4x4	76.3	76.1
Minimum running ground clearance	4x2	9.7	9.7
	4x4	9.6	9.6
Lift-in height		35.0	34.9
Cargo rear opening height		32.7	32.7
Cargo rear opening width – Lower		51.4	51.4
INTERIOR (in.)			
1st Row			
Head room (max.)		41.8	41.8
Leg room (max.)		43.9	43.9
Hip room		61.9	61.9
Shoulder room		65.2	65.2
2nd Row			
Head room		40.0	40.0
Leg room		41.1	41.1
Leg room (with seat full rearward)		42.3	42.3
Hip room		61.6	61.6
Shoulder room		65.1	65.1

TRAILER WEIGHT RATINGS⁵

Hitch Class	Maximum Load
Navigator – 4x2 Class IV/4x4 Class IV	8,700 lbs./8,300 lbs.
Navigator L – 4x2 Class IV/4x4 Class IV	8,400 lbs./8,100 lbs.

FLEET EXCLUSIVE

Livery Package (Navigator L)

INTERIOR (in.)		Navigator	Navigator L
3rd Row			
Head room		37.3	37.4
Leg room		36.1	36.1
Leg room (with 2nd-row seat full forward)		40.9	40.9
Hip room		51.4	51.4
Shoulder room		64.2	64.3
CAPACITIES (cu. ft.)			
Passenger volume		172.0	172.1
Cargo volume	Behind 1st row	103.3	120.2
	Behind 2nd row	57.5	73.3
	Behind 2nd row (with 2nd-row seat full forward)	63.6	79.6
	Behind 3rd row	19.3	34.3
	Behind 3rd row (with 3rd-row seat full upright)	20.9	36.0
Fuel (gal.)		23.6	27.8
Seating		7, 8	7, 8

¹Includes 3-month All Access trial subscription. SiriusXM audio and data services each require a subscription sold separately, or as a package, by Sirius XM Radio Inc. Your SiriusXM service will automatically stop at the end of your trial unless you decide to subscribe. If you decide to continue service after your trial, the subscription plan you choose will automatically renew thereafter and you will be charged according to your chosen payment method at then-current rates. Fees and taxes apply. To cancel you must call SiriusXM at 1-866-635-2349. See SiriusXM Customer Agreement for complete terms at www.siriusxm.com. All fees and programming subject to change. Not all vehicles or devices are capable of receiving all services offered by SiriusXM. Current information and features may not be available in all locations, or on all receivers. Satellite and streaming lineups vary slightly. ²At purchase, the Lincoln Connect modem is connected and sending vehicle data (e.g., diagnostics) to Lincoln. To disable, or for more information, see in-vehicle connectivity settings. Learn more at www.ConnectedLincoln.com. Lincoln Connect, the Lincoln Way App and complimentary Connected Service are required for remote features (see Lincoln Way Terms for details). Connected service and features depend on compatible AT&T network availability. Evolving technology/cellular networks/vehicle capability may limit functionality and prevent operation of connected features. Connected service excludes Wi-Fi hotspot. Lincoln Way App, compatible with select smartphone platforms, is available via download. Message and data rates may apply. ³Wi-Fi hotspot includes wireless data trial that begins upon AT&T activation and expires at the end of 3 months or when 3GB of data is used, whichever comes first, but cannot extend beyond the trial subscription period for remote features. To activate, go to www.att.com/lincoln. ⁴Available on select series. Restrictions may apply. See your dealer for details. ⁵Additional charge. ⁶Visit lincoln.com/fleet for complete package content. ⁷Requires available Heavy-Duty Trailer Tow Package. Max. towing varies based on cargo, vehicle configuration, accessories and number of passengers.



THERE IS A DIFFERENCE

Experience the Ford Fleet Difference. Our dedicated experts will give you and your fleet business their best – whether you're calculating the benefits of a purchase or lease, looking to limit out-of-pocket maintenance expenses, adding special equipment, selecting specialty colors, or deliberating on limo/livery/hearse acquisitions. If you require vehicle service in the evening or on weekends, we can help you out. The same holds true if you're making the leap to consolidate operations worldwide. After all, there's nothing we find more rewarding than making a difference.

Fleet Connectivity Tools

Ford Telematics™

Ford Credit® Commercial
Financing

Incentive Programs

Government Programs

Ford Commercial Vehicle
Center

Automotive Remarketing

Ford Protect™ &
Lincoln Protect™

Original Parts

Quick Lane®

Certified Collision Network

Fleet Care

Ford Global Fleet

Vehicle Special Order

Fleet Advisory Board

Ford Fleet Expert Contacts

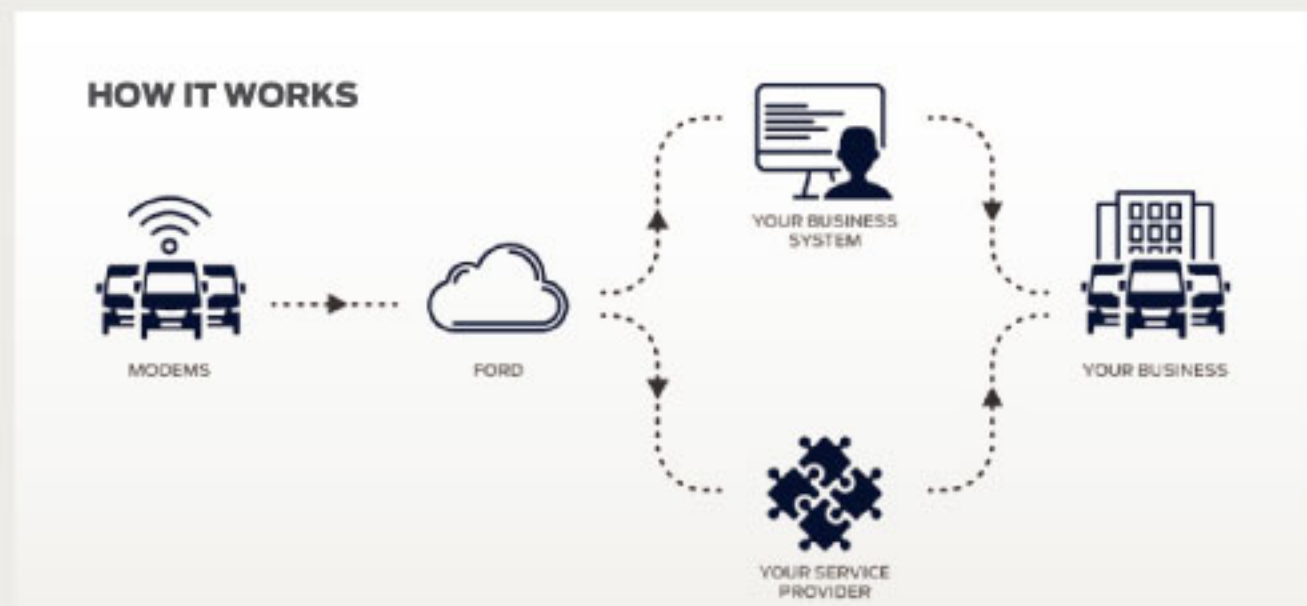
FORD COMMERCIAL SOLUTIONS

To help increase vehicle uptime and productivity, we provide focused and relevant telematics and data tools that different kinds of fleets need to optimize, adapt, and become more operationally effective. We blend Ford and Lincoln technical expertise – including our unrivaled knowledge of Ford and Lincoln vehicles – with a hands-on understanding of real-world challenges to give you a partner you can depend on. Whether you need to reduce maintenance costs, manage compliance or improve efficiency in other ways, we can deliver the solutions you need.

FORD DATA SERVICES™

If you already have a preferred fleet management system, you'll still want to take advantage of our available Ford Data Services¹ for help making the most of the data generated by your modem-equipped Ford vehicles.

Ford Data Services collects and processes a wealth of vehicle data, so that it can be used to build actionable insights for your fleet. This manufacturer-grade vehicle data is delivered through our developer-friendly API (Application Programming Interface) to your business system or to an authorized service provider.



DEDICATED FORD HARDWARE

Seamless integration with your new Ford vehicles. Starting with the 2020MY, all new Ford vehicles come factory equipped with vehicle modems so there's no extra hardware to deal with, and no aftermarket installation costs.

Retrofit options for existing Ford fleet vehicles. So that your entire fleet can be connected, a plug-in device is available for your Ford and non Ford vehicles without a modem.

WEX FLEET FUEL CARDS

Fuel anywhere. Powered by WEX and accepted at 95% of U.S. gas stations, fleet fuel cards let your drivers fuel up wherever the job takes them.

Track spending. Track spending activity in real time by employee, location, time of day and more. Driver PINs at the pump help curb misuse.

Set guardrails on spending. Utilize limits that work best for your employees and business: by amount, location, authorized times and even product type.

FORD TELEMATICS ESSENTIALS

Take advantage of complimentary access to Vehicle Health data for Ford vehicles with an embedded modem.^{2,3} Data includes odometer reading, warning indicator lights, diagnostic trouble codes, and information regarding oil life, engine hours and recalls.

FORD TELEMATICS™

Software that does the hard work for you. This simple, yet powerful tool delivers manufacturer-grade information, insights and solutions right to your fingertips. The easy-to-use interface enables you to manage your fleet in real-time and quickly assess where you need to take action.

**Improve asset utilization:**

- Utilize GPS tracking and Geo-fencing capabilities
- Know where all vehicles are at all times to help you get the most out of your team

**Maximize vehicle uptime:**

- Create service rules that remind you when to schedule preventive maintenance
- Create a list of diagnostic trouble codes to quickly identify potential problems
- Proactively manage your fleet and quickly identify vehicle needs with vehicle health telemetry such as warning indicator lights, oil life remaining, odometer, and engine hours

**Optimize running costs:**

- Monitor fuel consumption
- Identify areas of waste and causes too; improving efficiency can help you save money over the life of your vehicles

**Protect your fleet:**

- Manage fleet and driver compliance daily
- Warnings such as safety-belt usage help you act fast to protect your staff, your vehicles and even your operation

**Improve driver behavior:**

- A range of valuable insights into driver performance, such as safety-belt usage and speeding, provide fleet managers with the opportunity to coach drivers


HAVE YOUR DRIVERS UTILIZE THE FORD TELEMATICS DRIVE MOBILE APP⁴**With the app, drivers can perform the following tasks:**

- Select and share the details of the vehicle they are driving with Driver to Vehicle Association
- Complete a simple checklist to ensure that the vehicle is roadworthy with Daily Driver Checks
- Quickly and easily report vehicle issues with Issue Reporting, so they can be seen in the Ford Telematics web application and appropriately addressed

And best of all, the app is included with your Ford Telematics subscription!

DISCOVER HOW FORD TELEMATICS AND FORD DATA SERVICES CAN HELP IMPROVE YOUR FLEET UPTIME AND PRODUCTIVITY

Visit commercialsolutions.ford.com, call us at 1.833.811.FORD (1.833.811.3673) or email us at fcs1@ford.com.



¹Available on vehicles with embedded modem or equipped with plug-in device (PID). Requires modem activation. Ford Telematics and Ford Data Services are subscription services subject to agreement to FSM terms and conditions. Subscription subject to monthly charge. Subject to OFAC and credit check for subscription eligibility. Connected service and features, and access to vehicle data depend on subscription and compatible AT&T network availability. Evolving technology/cellular networks/vehicle capability may limit functionality and prevent operation of connected features. ²Available on Ford vehicles with embedded modem. Requires modem activation and agreement to digital terms and conditions. Complimentary access will exist for the life of the vehicle or the life of the product. ³Connected service and features, and access to vehicle data depend on subscription and compatible AT&T network availability. Evolving technology/cellular networks/vehicle capability may limit functionality and prevent operation of connected features. ⁴Ford Telematics Drive app, compatible with select smartphone platforms, is available via download. Message and data rates may apply. Evolving technology/cellular networks may limit functionality and use of app.

FORD CREDIT® COMMERCIAL FINANCING

Ford Credit Commercial Lending Services help meet the demands of your business that require specialized knowledge and a unique customer focus. Ford Credit commercial finance and lease products are tailored to respond to your needs. We have dedicated sales and business center teams experienced in fleet and commercial business.

COMMERCIAL/FLEET BUYERS

Commercial Finance options can be tailored to meet your business needs. We help you choose options that make the most sense for your business.

Features:

- Flexible payment terms
- Combined billing availability for multiple units
- No hidden fees

Commercial Red Carpet Lease (RCL) is a closed-end lease available for non-upfit vehicles with no residual risk – an ideal option for predictable-use vehicles. At lease end, when you complete your lease as agreed, simply bring the vehicle to your dealer. You are only responsible for excess mileage, and wear and use charges.

Features:

- Monthly payments usually lower than similar-term finance payments
- Allows for cash flow to be invested back into your business
- Short-term leasing means new vehicles more often
- Combined billing availability
- Guaranteed Asset Protection (GAP) included

Commercial Lease is a customizable, open-end lease program that allows flexibility to set the residual based on your business needs. This program can be tailored in a number of ways. The lessee is responsible for the residual at lease-end.

Features:

- Accommodates upfits which can be residualized
- High-mileage and heavy-usage vehicles
- Flexible terms and combined billing
- No acquisition, up-front or termination fees
- No mileage restrictions
- No wear and use lease-end charges

Commercial Line of Credit (CLOC)! We're here to help you run your business more efficiently. And your business can run better with a Ford Credit CLOC. Get the vehicles your business needs quickly, easily and with less hassle.

Features:

- Available with Commercial Finance, Commercial RCL and Commercial Lease
- Credit approval for up to 12 months
- Credit that frees up capital for other operating needs
- No setup or non-utilization charges

Commercial GAP Coverage² provides protection when a purchased or Commercial Lease vehicle is stolen or declared a total loss and the insurance settlement does not satisfy the outstanding balance on the vehicle.

Livery & Professional Vehicle Programs are special retail plans designed for those in the transportation business.

MUNICIPAL FINANCING

Municipal Financing is a lending program that helps state, local and municipal governments make the most of their operating budgets by providing flexibility, affordability and convenience when acquiring vehicles for essential services.

DAILY RENTAL FINANCING

Daily Rental Finance Plan is competitive vehicle financing for licensees of national franchises.

Features:

- Competitive rates, amortizations and terms
- Flexible financing for new and used vehicles

CHASSIS FINANCING

Chassis Inventory Finance Plan is inventory financing for qualified body companies purchasing trucks, van chassis and limousines that will be converted or upfit with a specialty body.

Features:

- Terms up to 6 months
- Interest-only financing until the vehicle is sold (up to 180 days)



To obtain a more detailed description of any of our commercial programs, please visit ford.com/finance/commercial-financing or your local Commercial Vehicle Center dealer.

INCENTIVE PROGRAMS

Fleet Incentive Programs from Ford Motor Company are available to customers with a Fleet Identification Number (FIN). Please contact **1.800.34.FLEET** and press option 1 and then 1 again to see if you qualify for a FIN and any incentives.

A variety of incentives are available for eligible fleet accounts:

- National Off-Invoice Incentives – Eligible fleets may receive direct off-invoice incentives on Ford and Lincoln vehicles
- Group Option Discounts – Select vehicles offer optional features that are packaged and made available at discounted prices
- Specialized Fleet Incentives – A number of additional incentives may be available to select, specialized fleets, or to fleets using special types of vehicles, including daily or long-term rental companies, commercial business customers and government agencies


Please visit fleet.ford.com for vehicle-specific information.

GOVERNMENT PROGRAMS

Government Sales provides Government Price Concessions (GPCs) to eligible federal, state and local government agencies. GPCs may be granted to Ford and Lincoln Dealers bidding on federal, state and local government contracts that involve the sale of cars and trucks to eligible agencies. GPCs allow Ford and Lincoln Dealers to demonstrate corporate citizenship by providing discounted vehicle pricing exclusively to eligible federal, state and local government agencies. Contact your Ford or Lincoln Dealer for more details.

FORD COMMERCIAL VEHICLE CENTER


Advanced commercial vehicle expertise, in stock, Dedicated service, customer commitment, and advanced commercial vehicle expertise come standard with every Ford Commercial Vehicle Center dealer. Participating dealers offer a variety of hardworking Ford vehicles (in stock), with dedicated service, outstanding customer commitment, and custom financing. Bottom line? Program dealers help your business run smoothly – today and down the road. Find a highly qualified dealer near you at fordcommercialvehiclecenter.com.



AUTOMOTIVE REMARKETING

Automotive Remarketing Services (ARS) is a comprehensive, pick-up-to-payment remarketing service designed for financial institutions, daily rental accounts (risk units), Ford and Lincoln Dealers, and commercial fleets that remarket their own vehicles. ARS offers Ford Fleet customers another sales-distribution channel for optimizing resale values, and supplies remarketing customers with a wide range of quality pre-owned vehicles.

Find out how you can take advantage of the Ford lanes at the auction: Please contact ARS by phone at **1.866.277.9142** or by email at ars@ford.com. You can also learn more at fleet.ford.com.





PEACE OF MIND

FORD PROTECT™ & LINCOLN PROTECT™

Ford Protect and Lincoln Protect Extended Service and Premium Maintenance Plans enable you to budget your fleet expenses more easily and accurately. Premium Maintenance not only covers your routine oil changes, it covers multi-point inspections, as well as preventive care and replacement of selected "wear and tear" items that require periodic attention.

Ford Protect extended service plan coverage offers many deductible options and lets you lock in tomorrow's costs at today's rates. In addition to Component Coverage, all Ford Protect and Lincoln Protect mechanical programs feature:

- Service at all Ford or Lincoln Dealers (as applicable by vehicle) in the U.S., Canada and Mexico
- Maintenance service also available at Quick Lane® Tire & Auto Centers
- 100% backed by Ford Motor Company
- Limited out-of-pocket expenses
- Repairs made with Ford authorized parts by factory-trained and certified technicians
- 24-hour Roadside Assistance
- Included rental vehicle benefits
- 100% transferable coverage
- Available 24-month financing
- Eliminates service cost variability

ORIGINAL PARTS

Ford/Motorcraft® Parts Ford has built your vehicles to their highest standards using quality parts. We recommend that you choose Ford or Motorcraft parts whenever your fleet requires scheduled maintenance or repair to help keep your vehicles on the road.

One of the best ways to maximize fleet uptime is to use the parts that are specifically designed for your vehicles. Our Ford and Motorcraft parts are engineered to meet your vehicles' specific requirements.

Collision Repairs We hope that your vehicles never experience a collision; however, accidents do happen. Genuine Ford replacement collision parts meet our stringent requirements for fit, finish, structural integrity, corrosion protection and dent resistance. During vehicle development, we validate these parts to deliver the intended level of protection as a whole system. Using anything other than a genuine Ford collision part can introduce the potential for failure to key safety or performance systems. The best way to know you are getting this level of protection is to use genuine Ford replacement collision parts, including your replacement glass needs. Vehicle glass is an integral part of the safety system and should always be replaced with Ford/Lincoln original equipment glass.

Warranty Ford and Motorcraft replacement parts are covered by our 2-year/unlimited-mileage Service Parts Warranty that has no commercial exceptions. See your Ford/Lincoln Dealer or Ford Authorized Distributor for limited-warranty details.



FORD PARTS



Motorcraft

QUICK LANE®

Quick Lane Tire & Auto Centers serve the maintenance needs of all vehicle makes and models, at more than 800 locations nationwide. All Quick Lane services are performed by certified technicians and are conveniently available on your schedule – with no need for an appointment, and evening and weekend service hours are offered. Look forward to extraordinary service using the latest diagnostic tools, quality parts from trusted brands like Motorcraft and Omnicraft,™ and tires from 16 name brands including Goodyear,® Continental and Michelin.® Stop in to Quick Lane for routine service that doesn't have to disrupt your routine. For more information or to find a location, visit quicklane.com.

CERTIFIED COLLISION NETWORK

Ford Certified Collision Network (FCCN) is comprised of both dealer and independent collision repair centers that have invested in the tools, equipment and training to repair your fleet's vehicles, including the latest F-Series® trucks, Expedition® and Lincoln Navigator® that utilize high-strength aluminum alloys.¹ To find the closest Ford Dealer Collision Center or Ford Certified Independent Collision Center, visit collision.ford.com, select "Find a Collision Center," then enter your ZIP code.



FLEET CARE

Ford Fleet Care features consolidated billing for repairs, maintenance and over-the-counter parts purchases at Ford and Lincoln Dealers, plus Quick Lane Tire & Auto Centers. (Ford Fleet Care is offered without enrollment fees or monthly use fees.) Key program elements include:

- Service lane and wholesale parts purchase details with monthly invoices (online or printed)
- All-make service billing that includes Ford as well as competitive-brand vehicles and trailers
- No driver cards needed
- Ford In-dealership system that displays approval levels set by customer
- Wholesale parts billing feature on an account card with Purchase Order instructions
- Electronic Funds Transfer (EFT) payment option for added convenience and security
- National glass program featuring OE glass, mobile installation and no-hassle pricing
- Roadside Assistance and Towing for vehicles beyond warranty and ESP coverages

For more details, please visit fleetcare.ford.com or phone 1.800.367.3221.

FORD GLOBAL FLEET

One solution for your worldwide fleet needs. As an international team comprised of fleet representatives from every geographic region of Ford Motor Company, and uniquely dedicated to multinational customers, we provide:

- Product-led innovation – with a modern and efficient full-range product portfolio
- Continuously improved TCO, Safety, Technology, and Driver Experience
- Experienced, key account management
- Global manufacturing
- World-class dealer and service network

To negotiate a global fleet agreement, visit fordglobalfleet.com for expert help.

GLOBAL FLEET BUSINESS DEVELOPMENT

BRION GOPIGIAN
Global Business Development Director
bgopigla@ford.com
313.594.4841

ALLEN WILLIAMS
Global Fleet Operations Coordinator
awill607@ford.com
313.594.4096

JAMES IVES
Global Fleet Analyst
jives9@ford.com
44.1908.892016

BERNADETTE WOOD
Global Fleet Analyst
bwood47@ford.com
44.1920.885180

VEHICLE SPECIAL ORDER

Vehicle Special Order (VSO) fulfills your specific needs. VSO provides you with special equipment and paint options that aren't currently offered through regular or fleet-only production.

New VSO options begin with a "VSO Inquiry." Each inquiry is received, reviewed and approved by VSO to ensure the end product is compatible with regular and limited-production options. The end product must also meet Ford Motor Company standards for quality, durability, safety and performance.

To submit a VSO Inquiry, please contact your dealer or leasing company. Inquiry response time takes an average of 8 business days for all vehicle lines except F-650/F-750 Super Duty.[®] Due to the complexity of this vehicle line, the average response time is 20 business days. Inquiry responses include Option Feasibility, Option Pricing and Option Development Timing. If an option request is feasible, engineering development timing may take 10 to 30 days, depending on complexity (wiring options may take longer).

VSO production timing varies. Vehicles produced with existing VSO options take an average of 60 to 90 days from order receipt to production. Vehicles produced with new VSO options must include the development timing stated in the VSO Inquiry response. For your planning purposes, VSO production typically begins about a month after Job 1 and balances out approximately one month prior to Job Last.

Visit fleet.ford.com for full VSO details, including:

- New option development (special equipment and paint)
- Order assistance
- Inquiry entry assistance to request new option development
- Pilot model inspection coordination
- Specification review coordination
- VSO balance-out/start-up date publication

Contact VSO directly at 1.800.34.FLEET.

Select "2" for the Fleet Customer Information Center and then "1" for VSO. For F-650/F-750 assistance, select "2," followed by "1" and then "3."

Contact your dealer for VSO Order Guide details.

To view the most current VSO equipment and paint options, ask your dealer to access fmcdealer.com for the **VSO Ordering Guide**. This guide is live, and the options are always up to date. Some VSO options may not be published in this guide if they were established for, and are restricted to, a specific Major Fleet Account.

Special paint for F-150,^{®1} Super Duty,¹ F-650/F-750, E-Series[®] Cutaway, Transit^{®2} and Police Interceptor[®] Utility:



School Bus Yellow
E-Series Cutaway and Transit are RPO.
Select paints are now RPO for F-150 and
Super Duty; please check the appropriate
order guide for those paint codes.

FLEET ADVISORY BOARD

Fleet Advisory Board (FAB) members represent you. Working together with Ford Fleet to identify opportunities for improvement that will be mutually beneficial to all parties, they always welcome suggestions regarding policies, procedures and marketing programs.

DANIELLE ALLSBROOK
Ferguson Enterprises
Manager, Logistics Planning & Operations

JEREMY ALFORD
Turner Mining Company
Vice President of Equipment

SHERB BROWN
Bobit Business Media
Publisher

JANICE BUXTON
Trane Technologies
Fleet & Safety Manager

FRANK CUMMINS
PECO, An Exelon Company
Manager, Fleet Operations

KIMBERLY D'ALESSANDRO
Energy Transfer Partners
Fleet Director

JEREMY DONOHUE
U-Haul International
Director, Truck & Trailer Product

KATE DUFFY
Liberty Mutual Insurance
Fleet Program Manager

JEREMY FERCH
Milwaukee Electric Tool
Director of Finance

RAY GIBSON
Black Hills Corporation
Fleet Senior Manager

ERIC JAHNSEN
Sunbelt Rentals, Inc.
Director - Fleet Services

BILL KOKEMOR
Henkels & McCoy, Inc.
Vice President, Fleet Operations

JOE LOPEZ
Occidental Oil & Gas Corp.
Manager - Inv. & Warehouse

JAY MASSEY
AmeriGas Propane
Corporate Fleet Vehicle Manager

JEFF MCCORMICK
Johnson Controls, Inc.
Corporate Fleet Manager - NA/LATAM

MICHAEL MONTGOMERY
Pepsico
Senior Engineer, National Fleet

BRANDON MORRIS
Charter Communications
VP, Corp. Fleet & Travel

SCOTT MYERS
ADT, Inc.
Director, Fleet Operations

CHRIS OTTO
Best Buy
Associate Manager, Fleet Operations

BRYAN PARTRIDGE
Home Depot
Manager, Tool Rental

JASON PUCELY
Suez Water Technologies and Solutions
Global Fleet Leader

MICHAEL RIHA
Allstate Insurance Co.
Fleet Manager

CHARLES SCHWANBECK
Finning Canada
Service Asset Manager

SAM SHIELDS
Dycor Industries
Senior Director of Fleet

RICHARD SQUIRES
Atmos Energy Corporation
Fleet Sourcing Analyst

DANIELLE STARIHA
Cygnas Home Service
Senior Fleet Manager

ADAM TOLLIFSON
Ecolab
Senior Manager, Procurement

CHRIS WESSEL
DHL
Senior Fleet Manager



COMMERCIAL FLEET

COMMERCIAL & GOVERNMENT FLEET SALES

Philip Podgorny	General Manager, Commercial & Government Fleet Sales	ppodgorn@ford.com	313.595.9775
Jake Christopherson	Fleet Management Account Manager	jchri159@ford.com	404.357.0732
Ginger Kasanic	Commercial & Government Operations Manager	vkasanic@ford.com	313.337.2599
Michelle Christie-Hart	Commercial Operations Analyst	mchris48@ford.com	313.595.0874

COMMERCIAL FLEET SALES – EAST

Brion Gopiglan	East Regional Sales Manager – Global Fleet Business	bgopigla@ford.com	313.845.1367
Fred Belinskas	National Account Manager – Philadelphia	fbelinsk@ford.com	949.510.9152
Craig Cannons	National Account Manager – NC/SC	ccannons@ford.com	678.984.4201
Craig Fetty	National Account Manager – FL/South Georgia	cfetty@ford.com	954.899.8664
Amy Green	National Account Manager – New Jersey	amorga35@ford.com	201.248.5311
Dan O'Connor	National Account Manager – Washington, D.C.	doconno3@ford.com	804.658.7960
Tom O'Leary	National Account Manager – Boston/New England	toleary1@ford.com	617.823.0693
Eric Rice	National Account Manager – New York	erice34@ford.com	201.921.9570

COMMERCIAL FLEET SALES – CENTRAL

Bridget Butterfield	Central Regional Sales Manager	bbutterf@ford.com	313.575.2692
Dennis Bearden	National Account Manager – Michigan/Indiana	dbearden@ford.com	313.319.0935
Rory Cashman	National Account Manager – Minneapolis	rcashma2@ford.com	201.575.0614
Brad Clissold	National Account Manager – Cincinnati	bclisso1@ford.com	513.252.8290
Brett Day	National Account Manager – Kansas City	bday37@ford.com	913.594.9830
Tina Ferri	National Account Manager – Chicago South	tferri@ford.com	773.562.9358
Marty Kopera	National Account Manager – Chicago North	mkopera@ford.com	630.962.4869
Elisa Milano	National Account Manager – Cleveland/Columbus/Pittsburgh/Buffalo	eglassne@ford.com	440.263.5919
Steve Tyler	National Account Manager – Memphis	styler12@ford.com	313.598.0152

COMMERCIAL FLEET SALES – WEST

Don Borthwick	West Regional Sales Manager	dborthw1@ford.com	313.623.8881
Lance Buchanan	National Account Manager – NorCal/OR/WA/AK/ID	lbuchan1@ford.com	415.307.4748
Vic Kachel	National Account Manager – Denver	vkachel@ford.com	303.949.9125
Todd Kaufman	National Account Manager – Truck	tkaufma1@ford.com	586.264.9255
Wes Ostic	National Account Manager – Phoenix, Las Vegas, Salt Lake City	eostic@ford.com	313.269.3774
Joel Nielsen	National Account Manager – Houston	jnielsen@ford.com	936.203.1794
Bob Sanseverino	National Account Manager – Los Angeles	rsanseve@ford.com	818.917.1401
Jason Woods	National Account Manager – Dallas	jwoods23@ford.com	214.923.6491
Gary Wright	National Account Manager – TX/OK	gwright5@ford.com	972.897.6590

SELECT ACCOUNT MANAGERS

Kiley Gardetto	Select Account Supervisor	kgardett@ford.com	313.495.8763
Erica Darthard	Select Account Manager	edarthar@ford.com	313.390.1596
Kyobe Jones	Select Account Manager	kjone384@ford.com	313.390.1090
Pam Page	Select Account Manager	ppage16@ford.com	313.390.3076
Katie Waetjen	Select Account Manager	knakonec@ford.com	313.248.3883

GOVERNMENT FLEET SALES

Tony Gratson	U.S. Government Sales Manager	tgratson@ford.com	313.390.1041
Debra Hairston	Federal Government Sales Manager	dhairsto@ford.com	313.390.1095
Ron Anderson	State/Local Government Sales Manager	randers1@ford.com	586.295.5216
Tina Carley	Federal Government Sales Analyst	twoolum@ford.com	313.390.1324
Scott Clark	Government Sales Manager – Mountain West	sclark10@ford.com	801.808.4982
Josie DeMarco	Federal Government Sales Analyst	jdemarc4@ford.com	313.390.1262
Vicki Gleason	State & Local Government Sales Analyst	vgleason@ford.com	313.390.1054
Jordan Hancock	Federal Government Sales Analyst	jhanco15@ford.com	313.248.4975
Steve Hoe	Government Sales Manager – West	shoe@ford.com	916.705.5350
Chris Keady	Government Sales Manager – North Central	ckeady@ford.com	313.595.4691
Dan Mazurek	Government Sales Manager – Northeast	dmazure1@ford.com	313.407.2973
James Morgan	Government Sales Manager – Southeast	jmorga12@ford.com	901.230.0125
Stacy Padilla	Government Sales Manager – South Central	smemill@ford.com	214.497.0214

COMMERCIAL VEHICLES

COMMERCIAL VEHICLE BUSINESS MANAGERS

Rob Peruzzi	Commercial Vehicles Sales Manager	rperuzzi@ford.com	313.806.0921
Linda Jakubowski	Senior Project Manager	ljakubo3@ford.com	734.320.7580
Beth Brown	Commercial Business Specialist	ebrown14@ford.com	313.595.4384
Nick Buenger	Commercial Business Manager – Denver/Phoenix	nbuenger@ford.com	303.918.3425

COMMERCIAL VEHICLE BUSINESS MANAGERS (CONTINUED)

Mickey Calais	Commercial Business Manager – Kansas City/Memphis	mcalais@ford.com	314.324.8175
Danielle Carman	Commercial Business Manager – Pittsburgh	dcook126@ford.com	412.477.0364
Giuseppe Castagna	Commercial Business Manager – Detroit/Cincinnati	gcastag1@ford.com	313.850.3446
Rebecca Chase	Great Lakes, Southeast Regions	rchase@ford.com	313.573.5868
Butch Gosline	Commercial Business Manager – Washington, D.C.	agosline@ford.com	703.731.5320
Corey Hautzinger	Commercial Business Manager – Los Angeles/San Francisco	chautzin@ford.com	425.736.0525
Andy Hill	Commercial Business Manager – Atlanta/Charlotte	ahill10@ford.com	678.522.4451
Bob Hathaway	Commercial Truck Specialist – Select Dealer Region (900 Stores)	rhathaw9@ford.com	321.301.0239
Rob Jackson	Commercial Business Manager – Boston	rjack241@ford.com	201.927.6359
Karen Krodell	Commercial Business Manager – FL	kkrodell@ford.com	407.467.5060
Mark Lowrey	Commercial Business Manager – TX	mlowery2@ford.com	651.398.8296
Jonathan Martin	Commercial Business Specialist	jmar1144@ford.com	313.573.6637
Sean Masson	Commercial Business Manager – Philadelphia/NY	smasson3@ford.com	267.745.1552
Judy Nguyen	Commercial Business Manager – Seattle/San Francisco	jtsen@ford.com	425.891.7104
Meredith Ray	Commercial Business Specialist	mray48@ford.com	609.820.6121
Jody Slucker	Commercial Business Manager – Chicago/Twin Cities/Detroit	jreimer1@ford.com	630.776.9554

FLEET SUSTAINABILITY & ADVANCED TECHNOLOGY

TBD	Fleet Sustainability & Advanced Technology Manager	TBD	TBD
-----	--	-----	-----

MARKETING SALES & STRATEGY

Raj Sarker	General Marketing Manager	ssarkar2@ford.com	313.348.3119
Lindsey Bertino	Fleet Cross Vehicle Marketing and Technology Manager	ltarabul@ford.com	248.302.9694
Marci Bryant	Commercial Truck Assistant Brand Manager	mbryan78@ford.com	313.390.2579
Tiffany Chang Harold	Commercial Vehicle Product Strategy & Transformation Manager	tchang36@ford.com	313.206.7859
Tom Drobot	Product Order Support Specialist	tdrobot@ford.com	313.390.7530
Greg Ebel	Police Brand Marketing Manager	gebel4@ford.com	313.316.9723
Julie Ellenberger	Commercial Vehicle Product Marketing Manager	jellenb5@ford.com	978.505.5737
Roula Ellenburg	Fleet Integrated Marketing Manager	rellenbu@ford.com	313.322.7881
Emily Ferrara	Digital & Social Media Manager	eray29@ford.com	313.390.4858
Dan Hogan	Assistant Police Brand Marketing Manager	dhogan20@ford.com	313.206.2312
Kim Johnston	Limo Livery Marketing Analyst	kjohnst3@ford.com	313.390.2779
Ramzi Kort	Commercial Vehicle Product Marketing Manager	rkort@ford.com	313.594.4088
Malene Lane	Fleet Brand Strategy Manager	mlane59@ford.com	313.322.3918
Kevin Lieberum	Commercial Truck Product Marketing Manager	klieberu@ford.com	313.236.2275
Jennifer Mitchell	Commercial Van Assistant Brand Manager	jmitc314@ford.com	248.921.4913
Alex Murray	Major Events Planner	amurra74@ford.com	313.206.8952
Nate Oscarson	Commercial Truck Brand Manager	noscarso@ford.com	313.390.1213
Keith Powell	Senior Commercial Truck Analyst	kpowel35@ford.com	313.390.1738
Waldek Raczkowski	Residual Business Analyst	wraczkow@ford.com	248.514.0461
Bill Sapielak	Product Order Support Specialist	bsapiel1@ford.com	313.390.5889
Kevin Schadt	Commercial Marketing Analytics Manager	kschadt1@ford.com	313.390.0629
Stan Skrzypiec	Senior Commercial Truck Analyst	sskrzyp1@ford.com	313.206.3288
Holli Victory	Website Analyst	hvictory@ford.com	313.322.5767
Drew Walker	Commercial Van Brand Manager	awalk194@ford.com	313.390.7058
Allie Singleton	Commercial Vehicle Product Marketing Analyst	asing114@ford.com	612.875.8372

POOL ACCOUNTS & SPECIALTY VEHICLES

Eric Haglund	CV Pool Account & Specialty Vehicle Manager	ehaglund@ford.com	313.622.3230
Charley Matus	Specialty Vehicle Account Manager	cmatus1@ford.com	248.840.3169
Kristen Farage	Pool Account Allocation and Scheduling Coordinator	kmrededyk@ford.com	313.390.2713
Joe King	Specialty Vehicle Account Manager	jking24@ford.com	407.467.5061
Phillip Wolbert	Assistant Manager Pool Marketing	pwolbert@ford.com	313.594.7062

RENTAL & REMARKETING

Perry Fowler	General Manager – Rental and Remarketing Operations	pflower@ford.com	313.399.6846
Wayne Boor	Rental Sales Manager	wboor@ford.com	313.598.9467
Brian Arvila	Rental Sales Manager – ODR & Canada	barvila@ford.com	248.921.5102
Tracey Eick	Rental Strategy & Dealer Daily Rental Manager	teick1@ford.com	313.590.1514
Dhamera Johnson	Dealer Daily Rental Operations Analyst	dwheele8@ford.com	313.390.1584
Krista Pfeiffer	Rental Operations Manager	kpfeiff2@ford.com	313.594.1237

FORD CREDIT COMMERCIAL LENDING

Jeffrey Drake	Commercial Brand Director	jdrake@ford.com	313.618.7666
Edgard Gutierrez	Commercial Marketing Analyst	egutie16@ford.com	702.358.5375
Steve Richter	Commercial Marketing Specialist	srichter@ford.com	313.845.8165

COMMERCIAL FLEET MANAGERS – FORD CREDIT

Griffin Wyatt	Central	gwyatt9@ford.com	214.636.9532
Mark Hemminger	Great Lakes	mhemminov@ford.com	847.452.3240
Dave Huard-Cossette	Canada	dcossett@ford.com	365.292.3654
Sean Kelly	West	skelly64@ford.com	949.491.6660
Steve Panke	East	spanke@ford.com	862.229.3118
Mark Samhat	Southeast	msamhat2@ford.com	813.740.8600

MUNICIPAL FINANCE – FORD CREDIT

Tom McCarty	Manager, Specialty Finance	tmccart9@ford.com	313.322.9717
-------------	----------------------------	-------------------	--------------

FORD OF CANADA

Peter Stoddart	General Manager, Fleet	pstoddal@ford.com	905.845.2511 x1212
Julie Ainsley	National Account Manager – Quebec/Atlantic	jainsley@ford.com	514.744.1800 x4257
Colleen Cook	Government Sales Specialist	ccook11@ford.com	905.845.2511 x1598
Brent Corder	Fleet Service Manager – Ontario	bcorder1@ford.com	416.508.7467
Stephanie Cornforth	National Account Manager – Western	scornfo1@ford.com	403.540.7708
Neil Drapeau	Fleet Service Manager – Quebec/Atlantic	ndrapea1@ford.com	514.953.4383
Mike Fisher	National Account Manager – Western	mfisher5@ford.com	780.719.6885
Fred Garzon	Commercial Sales Manager	fgarzon@ford.com	905.845.2511 x1514
Rob Gramada	National Fleet Sales Manager	rgramada@ford.com	905.845.2511 x1213
Kevin Jeffers	National Account Manager – Eastern	kjeffer5@ford.com	416.618.5069
Elyse Lamine	Assistant Commercial Sales Manager	elamine1@ford.com	905.845.2511 x1214
Callum McCreadie	Fleet Service Manager – Western	cmccread@ford.com	780.446.4350
Scott Nazarchuk	Government Sales Manager	snazarch@ford.com	905.845.2511 x1924
Kevy Stephen	Fleet Sales Operations and Analytics Manager	ksteph34@ford.com	905.845.2511 x3139
Denis Schofield	National Fleet Parts & Service Manager	dschofi1@ford.com	905.334.9736
Brent Smith	National Account Manager – Eastern	bsmith13@ford.com	905.845.2511 x1222
Barb Tilly	Fleet & Lease Marketing Manager	btilly@ford.com	905.845.2511 x1260
Fleet Headquarters		focfhq@ford.com	800.668.5515

FLEET CUSTOMER INFORMATION CENTER (FCIC)

1.800.34.FLEET (US) • 1.800.668.5515 (CANADA)

fleet.ford.com • fleet.ford.ca

Open 8:30 a.m. – 5:00 p.m. EST

The FCIC is dedicated to supporting Fleet Accounts by providing a single source to help answer all your questions.

FLEET SERVICE OPERATIONS

Dee Dee Boykin	General Manager – Commercial Vehicle Parts & Service	dboykin2@ford.com	949.379.9789
Jeff Gillis	Fleet Service Support Supervisor	jgillis@ford.com	313.845.5477
Kris McCall	Modified Vehicle Manager	kmccall1@ford.com	313.590.0974
Matt Messina	Modified Vehicle Specialist	mmessin4@ford.com	973.885.9732
Ford Fleet Care Headquarters Hotline		ffcadmin@ford.com	800.367.3221
Ford Fleet Network Headquarters Hotline		fnfieldsupport@fordfleetnetwork.com	800.207.5517

SERVICE SUPPORT

EAST REGION

Drita McNamara	Fleet Manager	dmcnama4@ford.com	201.232.1847
Nancy Ambraziejus	Fleet Zone Manager – Boston	nambrazi@ford.com	774.245.8203
Kyle Heaney	Fleet Zone Manager – Orlando	kheaney1@ford.com	832.236.8511
Mike Moncilovich	Fleet Zone Manager – Charlotte	mmoncilo@ford.com	313.495.5341
Katrina Murphy	Fleet Zone Manager – Washington, D.C./Philadelphia	kscott33@ford.com	732.685.1324
Brad Piper	Fleet Zone Manager – New York	bpiper6@ford.com	703.498.1632
Marisa Weeks	Fleet Management Company Specialist	mweeks3@ford.com	313.594.7420
Tim Zello	Fleet Regional Specialist	tzello@ford.com	313.390.3505
Jim Cipriano	Medium Duty Specialist	jcipri12@ford.com	313.461.8950

CENTRAL REGION

Joe McDonald	Fleet Manager	jmcdon27@ford.com	313.969.1575
Michelle Best	Fleet Zone Manager – Kansas City	mbest10@ford.com	816.266.1738
Jane Evans	Fleet Zone Manager – Chicago	jevans9@ford.com	708.288.5110
Steve Hailey	Fleet Zone Manager – Memphis	rhailey@ford.com	901.210.8452
Richard Mailloix	Fleet Regional Specialist	rmaillo8@ford.com	313.322.7867
Eric Osborne	Fleet Zone Manager Fleet Management Companies/Rental	eosbor20@ford.com	313.316.8538
Mark Samples	Fleet Management Company Specialist	msample1@ford.com	313.322.6684
David Withrow	Medium Duty Specialist	dwithro7@ford.com	313.549.1157

WEST REGION

Chris Eldridge	Fleet Manager	jeldridg@ford.com	562.235.9168
Eric Cowan	Fleet Zone Manager – Pacific Northwest	ecowan@ford.com	720.838.4726
LaWanda Doss	Fleet Management Company Specialist	ldoss4@ford.com	313.594.7264
Gary Hileman	Fleet Technical Specialist	ghileman@ford.com	313.390.1253
Rick Keithley	Fleet Zone Manager – Northern California	rkeithle@ford.com	916.893.4579
Madeline Norris	Fleet Zone Manager – TX/OK	mnorris@ford.com	407.467.4980
Nancy Petersen	Fleet Zone Manager – Southwest	npeter25@ford.com	602.790.8598
Craig Schubel	Medium Duty Specialist	cschubel@ford.com	253.278.9163

SALES & MARKETING

Erik Strom	Fleet Service Operations Sales & Marketing	estrom@ford.com	313.971.2982
Kirk Born	Fleet Parts Specialist Team Leader	kborn5@ford.com	313.300.6129
John Coughlin	Dealer Network Specialist	jcough30@ford.com	313.549.1876
Rick Hawes	Business Growth Manager	rhawes@ford.com	313.587.9107
Bill Holden	Program Manager	wholden5@ford.com	248.912.7457
Julie Vangel	Business Growth Manager	jvangel1@ford.com	313.390.7609
Liya Wang	Data Scientist Analyst	lwang233@ford.com	313.337.5519
Mike Werner	Fleet Sales Operations and C&I Manager	mwerner2@ford.com	313.248.7351

EAST MARKET

Mark Abruzzi	Fleet Parts Specialist – Boston Region	maabuzzi@ford.com	313.910.2152
Albert Armstead	Fleet Parts Sales Manager – East	aarmste1@ford.com	201.284.1897
Keith Brockman	Fleet Parts Specialist – Long Island	kbrockm1@ford.com	631.469.0151
Jamelle Moore	Fleet Business Development Specialist	jmoor378@ford.com	201.780.3977
Cory Naro	Fleet Parts Specialist – Maryland	cnaro@ford.com	734.492.9940
David Nash	Fleet Parts Specialist – New Jersey	dnash44@ford.com	313.348.6504
Jim New	Fleet Parts Specialist – Washington, D.C.	jnew16@ford.com	313.910.2135
Bernie Sampson	Fleet Parts Specialist – Philadelphia	bsamps13@ford.com	313.910.2144
Jim Watson	Fleet Parts Specialist – New York	jwats192@ford.com	313.390.2154

CENTRAL MARKET

Barry Carver	Fleet Manager – Central	bcarver@ford.com	214.642.5120
Jack Burkett	Fleet Business Development Specialist – CMA	jburkett@ford.com	214.280.5029
David Cobb	Fleet Parts Specialist – Austin/San Antonio	dcobb24@ford.com	210.439.7841
Elliot DuCree	Fleet Parts Specialist – Houston (Metro)	educree@ford.com	313.910.2107
Glen Gagas	Fleet Parts Specialist – North Dallas	ggagas1@ford.com	313.910.1999
Frank Magnetico	Fleet Parts Specialist – South Dallas	fmagnet1@ford.com	682.304.7818
Rusty Mason	Fleet Parts Specialist – Kansas City	rmason90@ford.com	313.549.1136
Jason Watts	Fleet Parts Specialist – Memphis	jwatts67@ford.com	313.910.2167

SOUTHEAST MARKET

Matt Copeland	Fleet Manager – Southeast	mcopelan@ford.com	201.248.5305
Mike Crichton	Fleet Business Development Specialist – Orlando	mcrichto@ford.com	407.467.4989
Terry Luise	Fleet Parts Specialist – Orlando	tluise@ford.com	313.549.1549
Troy Watson	Fleet Parts Specialist – Atlanta	twatso67@ford.com	313.549.1656
Rob Williams	Fleet Parts Specialist – Charlotte	rwil1801@ford.com	313.910.2128
TBD	Fleet Parts Specialist – Miami	TBD	TBD

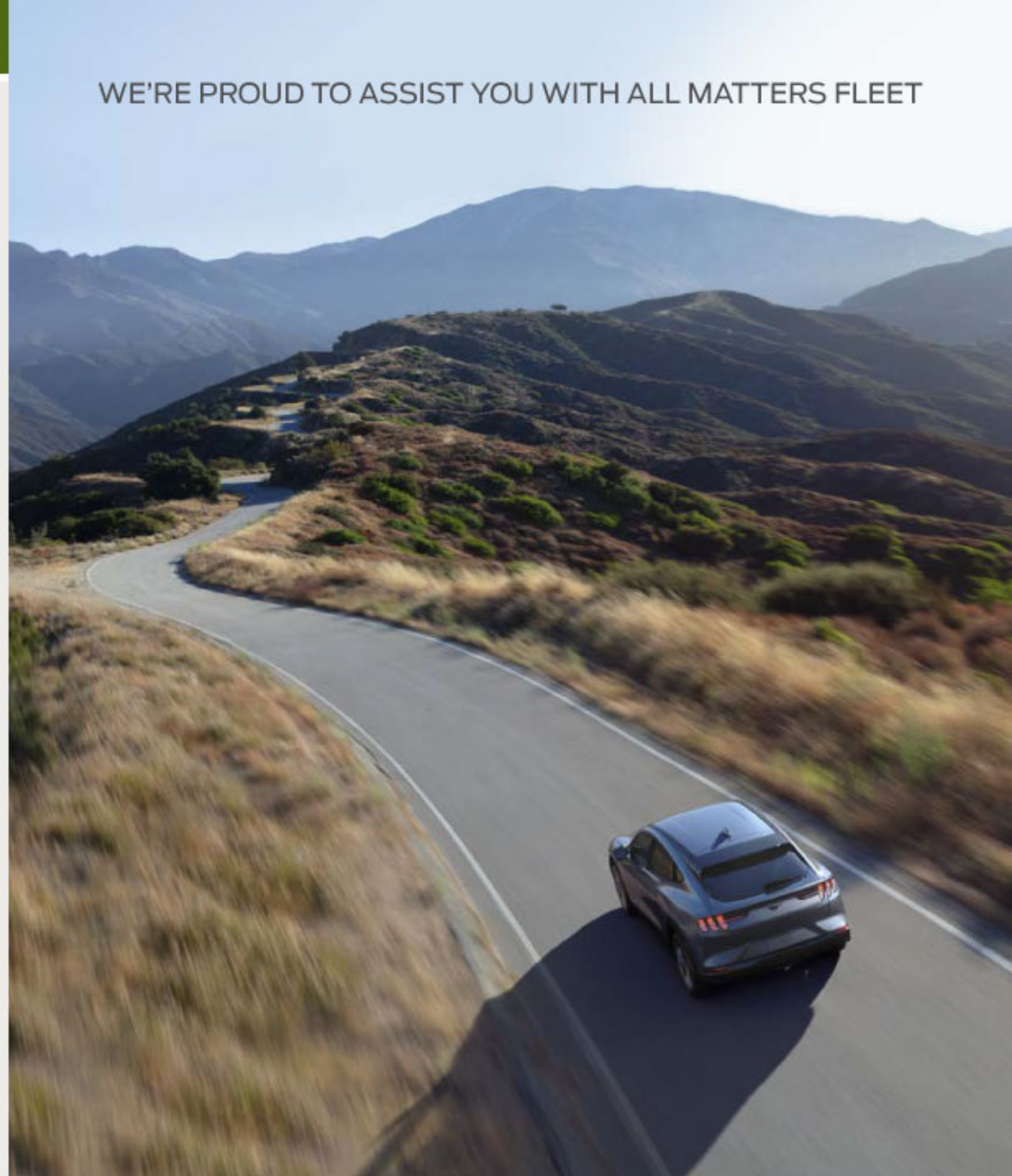
WEST MARKET

Tracy Smith	Fleet Manager – West	tsmith50@ford.com	678.463.4313
Keith Abarca	Fleet Business Development Specialist – West	kabarca@ford.com	925.351.5607
Brian Doud	Fleet Parts Specialist – Denver	bdoud@ford.com	313.495.5404
John Horrigan	Fleet Parts Specialist – Phoenix	jhorrig6@ford.com	313.549.1486
Reg LaFayette	Fleet Parts Specialist – Seattle	rlafayet@ford.com	313.549.1137
Anne Tran-Malone	Fleet Parts Specialist – Los Angeles, South	atranma1@ford.com	313.495.5953
Brien Milledge	Fleet Parts Specialist – Los Angeles, North	bmilled1@ford.com	734.756.3075
TBD	Fleet Parts Specialist – San Francisco	TBD	TBD

GREAT LAKES MARKET

Randall Rightmyer	Fleet Manager – Great Lakes	rrightmy@ford.com	630.390.5512
Zach Galvin	Fleet Parts Specialist – Twin Cities	zgalvin@ford.com	313.549.1864
Jim Pasko	Fleet Parts Specialist – Pittsburgh	jpasko2@ford.com	440.387.1940
Steve Riggins	Fleet Parts Specialist – Chicago, South	sriggins2@ford.com	224.355.9469
Philip Schnepf	Fleet Parts Specialist – Detroit	pschnepf@ford.com	313.910.2015
Lou Selvaggio	Fleet Parts Specialist – Chicago, North	lselvagg@ford.com	313.549.1114
Dwayne Washington	Fleet Business Development Specialist – Chicago	dwashil4@ford.com	620.423.1410
Ken Winters	Fleet Parts Specialist – Cincinnati	kwinte22@ford.com	313.549.1875

WE'RE PROUD TO ASSIST YOU WITH ALL MATTERS FLEET



BOOKMARK IT

Our Ford Fleet website is where everything comes together – we mean *everything*.

- Analyze latest incentives and specialty vehicles
- Place and track your orders
- Decode a VIN
- Look up maintenance schedules
- Gather mobility, government and upfitter details
- Access owner's manuals and service publications
- Investigate parts and accessories materials
- Reference towing and emissions guides
- Obtain marketing information
- Tackle many more essential tasks

fleet.ford.com • 1.800.34.FLEET

FORD FLEET

North American Fleet, Lease & Remarketing Operations

Some features discussed may be optional. Vehicles may be shown with optional and aftermarket upfit equipment. Features shown may be offered only in combination with other options or subject to additional ordering requirements/limitations. Select features and packages are shown. Please visit fleet.ford.com for a complete Ordering Guide. Information in this Preview Guide was developed from Ordering Guides as of April 2021. Information is provided on an "as is" basis and could include technical, typographical or other errors. Ford makes no warranties, representations, or guarantees of any kind, express or implied, including but not limited to, accuracy, currency, or completeness, the operation of the information, materials, content, availability, and products. Ford reserves the right to change product specifications, pricing and equipment at any time without incurring obligations. All specifications and ratings based on preliminary data. • Always wear your safety belt and secure children in the rear seat, if equipped, and follow airbag warning label instructions. • Colors shown are representative only. Not all colors are available on all models. Visit fleet.ford.com for actual paint/trim options. • For more information on AdvanceTrac™ with or without RSC® visit fleet.ford.com. Remember that even advanced technology cannot overcome the laws of physics. It's always possible to lose control of a vehicle due to inappropriate driver input for the conditions. • SYNC®: Don't drive while distracted or while using handheld devices. Use voice-operated systems when possible. Some features may be locked out while the vehicle is in gear. Not all features are compatible with all phones. Message and data rates may apply.

Ford and Oval Device, Lincoln and the Lincoln Emblem, 911 Assist, Active Motion, Active Park Assist, ActiveX, AdvanceTrac, AppLink, Aviator, Badlands, Belt-Minder, Big Bend, Black Diamond, BLIS, BoxLink, Bronco, Built Ford Proud, Built Ford Tough, CenterSide, Chassis Cab, Club Wagon, Control Trac, Corsair, E-Series, Easy Fuel, EcoBoost, Econoline, EcoSport, Edge, Escape, Expedition, Explorer, F-150, F-Series, Ford Co-Pilot360, Ford Credit, Ford Data Services, Ford Protect, Ford Safe and Smart, Ford Telematics, FordPass, Fx4, Hill Descent Control, LARIAT, Lincoln Access Rewards, Lincoln Co-Pilot360, Lincoln Protect, Lincoln Way, Mach-E, Motorcraft, Mustang, MyColor, MyKey, Nautilus, Navigator, Omnicraft, Outer Banks, Personal Safety System, Platinum, Police Interceptor, Police Responder, Power Stroke, PowerBoost, PowerFold, PowerScope, Pro Loader, Pro Power Onboard, Pro Trailer Backup Assist, Quick Lane, Quickclear, RAPTOR, Roll Stability Control, RSC, Safety Canopy, Sasquatch, SecurCode, SecurLock, SelectShift, SOS Post-Crash Alert System, STX, Super Duty, SuperCab, SuperCrew, SYNC, Terrain Management System, TorqShift, Torque-On-Demand, Tough Bed, Trail Control, Transit, Transit Connect, TREMOR, Vista Roof, Wildtrak and related marks are trademarks of Ford Motor Company or Lincoln Motor Company.

Android Auto is a trademark of Google LLC • Apple CarPlay is a trademark of Apple Inc., registered in the U.S. and other countries. • BANG & OLUFSEN and B&O are registered trademarks of Bang & Olufsen Group. Licensed by Harman Becker Automotive Systems Manufacturing Kft. All rights reserved. • Bendix is a registered trademark of Knorr-Bremse used under license by Bendix Commercial Vehicle Systems LLC. • Bosch, HydroBoost and Hydro-Max are registered trademarks of Robert Bosch GmbH. • Goodyear is a registered trademark of The Goodyear Tire & Rubber Company. • GT350, GT500 and Shelby are registered trademarks of Carroll Hall Shelby Trust. • "HD Radio" and the HD Radio logo are proprietary trademarks of iBiquity Digital Corporation. • King Ranch is a registered trademark of King Ranch, Inc. • MagnaRide is a trademarked technology of BMW Group. • Michelin and Selfseal are registered trademarks of Michelin North America, Inc. • Revel and the Revel logo are trademarks of HARMAN International Industries, registered in the United States and other countries. • SiriusXM and all related marks and logos are trademarks of Sirius XM Radio Inc. • The Bluetooth word mark is a trademark of the Bluetooth SIG, Inc.

Availability of technologies and systems described in this brochure varies by model and trim level. Not all systems are available on all Ford Motor Company vehicles. See your local Ford or Lincoln Dealer for complete details.



Printed in the USA. Please recycle.

© 2021 Ford Motor Company Z2FLTFFG