

2010 | Ford Fleet Police Vehicles



POLICE LINE DO NOT CROSS POLICE LINE DO NOT CROSS



FLEET



CONTACTS

GOVERNMENT ACCOUNT MANAGERS

DON COBB
 Northeast States: CT, DE, MA, MD, ME, NH, NJ, NY, PA, RI, VT
 Office: (860) 647-0099
 E-mail: dcobb@ford.com

DON DEWAR
 North Central States: IA, IL, IN, KY, MI, MN, ND, NE, OH, SD, WI
 Office: (317) 575-4121
 E-mail: ddewar2@ford.com

CRAIG FETTY
 South Central States: AR, CO, KS, LA, MO, MS, NM, OK, TX
 Office: (303) 522-5753
 E-mail: cfetty@ford.com

STEVE HOE
 Western States: AK, AZ, CA, HI, ID, MT, NV, OR, UT, WA, WY
 Office: (916) 705-5350
 E-mail: shoe@ford.com

BRYAN TAYLOR
 Southeast States: AL, FL, GA, NC, SC, TN, VA, WV
 Office: (678) 984-4201
 E-mail: jtaylor84@ford.com

GOVERNMENT SALES MANAGER

TONY GRATSON
 Office: (313) 390-1041
 E-mail: tgratson@ford.com

STATE & LOCAL GOVERNMENT SALES MANAGER

KEVIN FITZPATRICK
 Office: (313) 390-1058
 E-mail: kfitzpa1@ford.com

STATE & LOCAL GOVERNMENT SALES ANALYST

MONA MLYNARCZYK
 Office: (313) 390-1054
 E-mail: mmlynarc@ford.com

VEHICLE SPECIAL ORDER

MARISOL CASARES
 Special Paint
 Office: (313) 390-0855
 E-mail: mcasare1@ford.com

FORD CREDIT MUNICIPAL FINANCE PROGRAM REGIONAL MARKETING COORDINATORS

TABITHA CRAWFORD
 AK, AZ, CA, CO, HI, ID, IL, IA, KS, MN, MT, NE, NV, NM, ND, OK, OR, SD, TX, UT, WA, WI, WY
 Office: (313) 206-3314
 E-mail: tcrawf22@ford.com

ANN CREVISTON
 AL, AR, FL, GA, KY, LA, MI, MS, MO, NC, OH, SC, TN, VA, WV
 Office: (313) 206-3324
 E-mail: acrevist@ford.com

JOE VECCHIO
 CT, DE, DC, IN, ME, MD, MA, NH, NJ, NY, PA, RI, VT
 Office: (313) 206-3325
 E-mail: jvecchi3@ford.com

CONTENTS

Crown Victoria Police Interceptor

First & Foremost.....	02-03
Protects & Serves.....	04-05
Vehicle Specifications.....	06-07
Quality Upfitting.....	08-11
Equipment Mounting.....	12
Appearance.....	13

Escape Hybrid.....	14-15
Explorer XLT – Special Service Package.....	16-17
Expedition/Expedition EL	
Special Service Vehicle (SSV).....	18-19
F-150 – XL SuperCrew.....	20-21
E-Series – Van & Wagon.....	22-23
Fusion Hybrid.....	24
Customer Service – Resources.....	25
Police Advisory Board Members.....	Back cover

CROWN VICTORIA POLICE INTERCEPTOR



FIRST & FOREMOST

PASSES 75-MPH REAR-END CRASH TESTING

- Only police pursuit sedan to meet test without a fuel tank puncture
- Ford is the only vehicle manufacturer to publish 75-mph test results
- *Charger and Impala obviously can't match up*

EXCLUSIVE, RUGGED BODY-ON-FRAME CONSTRUCTION

- Secured to a separate frame composed of hydroformed steel
- Ultra-rigid frame built in the durable manner of many full-size pickup trucks
- Outstanding ride quality
- Minimal road noise

FLEXIBLE FUEL VEHICLE (FFV)

- Runs on E85 (a mix of 85% ethanol and 15% gas), regular gasoline, or any blend of the two – renewable fuel resource
- Ethanol's high octane rating increases engine activation energy
- Ethanol absorbs moisture, helping to reduce fuel-line freeze-up
- Sensors constantly monitor the fuel mix to optimize performance
- Can be optionally equipped with 50-state emissions* technology

EPAct: Purchase Crown Victoria Police Interceptor for your force and you can earn EPAct credits, which allows for greater flexibility in choosing the remainder of your fleet vehicles.

INDUSTRY-FIRST FIRE SUPPRESSION SYSTEM (FSS) – OPTIONAL

- Reduces the risk of injury in high-speed, high-energy rear impacts
- As indicated by data from the ABS sensors, a backup timer initiates the FSS 6 seconds after impact – FSS chemicals are released when the car is coming to a stop
- FSS fluids are stored in an unpressurized liquid state
- Works on a 2-gas generator setup like that used to deploy airbags
- With or without FSS, the Interceptor is a safe choice for police work
- *Charger and Impala don't even make this system an option*

VISIT fleet.ford.com for complete details and to view the FSS demonstration.

FACTORY-INSTALLED BALLISTIC DOOR PANELS – OPTIONAL

- Rigorously tested to shield against most Type III rounds
- Select a panel for the driver door only (Option Code 90L) or for both front doors (Option Code 90B)
- Lightweight and covert – invisible from the outside
- Certified in testing to National Institute of Justice Standard 0108.01
- Crash-tested to federal standards
- Weather-tested from -49°F to 104°F
- Won't interfere with windows, locks or interior space
- *Charger and Impala don't offer you this industry first*

IMPORTANT: In the interest of officer safety, panel performance specifications have a restricted distribution.

CONTACT 1-800-34-FLEET for panel performance specifications. Go to fleet.ford.com for additional information.

WARNING: As with any body armor, protection provided by the ballistic door panel is limited. Certain rounds or combination of rounds may penetrate the panel and cause serious injury or death.

WARRANTY: The Crown Victoria Ballistic Panels manufactured by BLS Textiles are warranted against material and workmanship defects for a period of 6 years provided that the panels are installed by OEM.

*Standard on Interceptors in CA, CT, MA, ME, NY, PA, RI and VT.

CROWN VICTORIA POLICE INTERCEPTOR



STANDARD SAFETY & SECURITY FEATURES


FRONT-SEAT SIDE AIRBAGS*

- For driver and front-outboard passenger
- Airbags inflate out of seatback bolster

DUAL-STAGE FRONT AIRBAGS*

- For driver and front-outboard passenger
- Deployment force varies, depending on crash severity
- Helps reduce the risk of injury due to airbag overinflation

PERSONAL SAFETY SYSTEM™

- 
- For driver and front-outboard passenger
 - Works in the event of certain frontal collisions
 - A sophisticated network of sensors enhances protection
 - Takes into account impact severity, safety belt usage, etc.
- In milliseconds, the system customizes an optimal reaction
 - Employs a Front-Passenger Sensing System (FPSS)
 - FPSS detects if a passenger is present and his/her weight
 - FPSS accordingly activates or deactivates the airbag

ANTI-LOCK BRAKE SYSTEM (ABS)

- Regulates brake pressure to help prevent wheel lockup
- Enables the driver to maintain steering control

TIRE PRESSURE MONITORING SYSTEM (TPMS)



- Warning light and audible tone alert for underinflation
- System mounted inside the tire on each wheel
- Active pressure sensor is teamed with a radio transmitter

NOTE: TPMS is not included with the spare tire.

5 STARS ★★★★★

- Earns the top vehicle crashworthiness evaluation possible
- Rates 5 Stars for all frontal and side crash testing
- Rates 5 Stars for rollover testing
- Tests conducted by the government's NHTSA** arm
- Based on 2009 model-year evaluations

PROTECTS & SERVES

STANDARD V8

- Only squad car in its class standard-equipped with a V8
- 4.6L SOHC V8 FFV: 250 hp and 297 lb.-ft. of torque
- *Charger and Impala come standard with V6 engines*

ENGINE-IDLE METER

- Tracks engine idle time while the transmission is in P or N
- Helps schedule routine maintenance more accurately
- Conversion rate: 1 engine idle hour = 33 miles
- *Impala doesn't provide this*

200-AMP, HEAVY-DUTY ALTERNATOR

- Cranks out up to 200 amps of electrical capacity
- *Charger standard output is 160; Impala, 150 amps*

SPEED-SENSITIVE STEERING

- Steering assist adjusts automatically, based on engine speed
- Creates responsive steering at all speeds
- *Charger and Impala don't offer this*

REAR-WHEEL DRIVE

- No front-wheel-drive torque steer issues
- No front-end understeer when cornering

WIDE TRACK

- The 65.6" rear track width makes for precision handling
- *Charger is narrower by 2.5"; Impala by 4"*

INTERIOR ROOMINESS

- An enviable 107.5 cu. ft. of passenger volume
- A cavernous 20.6 cu. ft. of trunk space, best-in-class
- *Charger and Impala can't measure up to these numbers*

POWER-ADJUSTABLE PEDALS

- Power-adjustable brake and accelerator pedals
- Alter position of pedals simply with a switch
- Help achieve the most comfortable driving position
- Accommodate most drivers, regardless of size


A FULL-SIZE SPARE

- Standard full-size spare helps ensure normal performance
- No speed/distance limitations like those of a compact spare
- *Charger and Impala charge extra for a full-size spare*

5000-MILE OIL CHANGE INTERVALS

- Realize lower operating costs with 5000-mile intervals

5-YEAR/60,000-MILE POWERTRAIN LIMITED WARRANTY

- 
- No deductible
 - Goes beyond the 3-year/36,000-mile Bumper-to-Bumper Coverage
 - Additional 2 years or 24,000 miles covered on select components
 - See your dealer for details

OPTIONAL SAFETY & SECURITY MEASURES

TRACTION CONTROL (552)

- Detects loss of traction, correcting to maintain course
- Selectively applies brakeforce to slipping wheel
- Transfers power to opposite wheel
- Reduces engine power when necessary

COURTESY LAMPS – AND DOOR-LOCK CONFIRMATION FLASH – DISABLE (478)

- Disables interior courtesy lamps
- Disables parking lights from flashing when doors lock

TRUNK PACK™ (I4T)

- Helps reduce the risk of injury in a high-speed rear impact
- Reduces possibility of equipment pushing into the back seat
- Reduces possibility of equipment penetrating the fuel tank
- Composed of high-density polyethylene (HDPE)
- Protective DuPont™ KEVLAR® barrier on front face
- Drop-in design is easy to clean

IMPORTANT: Ford recommends police equipment be both secured and laterally aligned – the pack's center divider helps position your gear laterally. Also available from any Ford Dealer for 1992–current models already in service.

VISIT FLEET.FORD.COM or see the Police/Fleet supplement for proper trunk-packing considerations and other important safety details.

CAUTION: Do not place stiff or sharp objects in the trunk that could penetrate the fuel tank in a high-speed rear impact.

*Always wear your safety belt and secure children in the rear seat. **Star ratings are part of the U.S. Dept. of Transportation's Safercar.gov program (www.safercar.gov). DuPont and KEVLAR are trademarks or registered trademarks of DuPont or its affiliates.



Crown Victoria

America's Legendary Police Interceptor

For Street Patrol and High-Speed Pursuit

- Front-seat side airbags*
- Flexible Fuel Vehicle (FFV) – Runs on E85, gasoline or any blend of the 2
- Oil-change interval extended to every 5000 miles
- Power-adjustable pedals
- Remote keyless entry, optional
- Tire Pressure Monitoring System alerts for underinflation



Standard

- Air conditioning – Manual
- Audio – AM/FM stereo
- Floor covering – Heavy-duty rubber
- Fuse panel – Labeled for easy access on instrument panel
- Glass – Solar-tinted
- Glove compartment – Illuminated, lockable
- Hub caps – Snap-on steel
- Instrument cluster – With analog gauges
- Integral front-door map pockets
- Interior trunk release – Powered release on center of instrument panel
- Light bar connector – 40-amp battery circuit behind right-front cowl panel
- Lights – Overhead dome, front map and trunk
- Mirror – Day/night, rearview
- Mirrors – Black, power foldaway sideview
- Pedals – Power-adjustable
- Radio antenna – Integral in rear window
- Rear-access power point – Provides 100 amps of current for trunk-mounted equipment
- Scuff plates – Color-keyed, front and rear
- Seats – Anti-stab plate in back of driver and front-passenger
- Seats – Front buckets with driver manual recline
- Seat – Rear vinyl bench; excludes center armrest
- Spare tire – Conventional (full-size)
- Speedometer – Certified calibration: 0-140 mph (225 kph) in 2-mph (3-kph) increments
- Tires – P235/55R17W speed-rated
- Wheels – 17" x 7.5" heavy-duty steel
- Windows – Power with one-touch-down driver-window feature

Standard Safety & Security

- Airbags – Dual-stage driver and front-passenger front*
- Airbags – Front-seat side*
- Battery saver – Turns off lights after 30 minutes
- Personal Safety System™
- Side-intrusion door beams
- Tire Pressure Monitoring System (excludes spare)

Standard Powertrain/Functional

- Alternator – High-output, 200-amp maximum; 132-amp at idle (80°F/26.6°C)
- Automatic 4-speed transmission
- Axle ratio – 3.27 (speed-limited to 129 mph/207 kph) or 3.55 limited-slip (speed-limited to 119 mph/191 kph)
- Battery – Maintenance-free, 78-amp-hr (750 CCA)
- Brakes – Power with Anti-lock Brake System (ABS)
- Coolant recovery system
- Decklid – Low-liftover design with battery-powered release on center of instrument panel
- Defroster – Rear-window
- Driveshaft – Aluminum
- Drivetrain – Rear-wheel drive (RWD)
- Engine – 4.6L SOHC SEFI V8 FFV with 250 hp and 297 lb.-ft. of torque
- Engine-idle meter
- Engine oil cooler
- Exhaust system – Dual stainless steel
- Fail-safe engine cooling system
- Flexible Fuel Vehicle (FFV)
- Frame – Heavy-duty hydroformed body-on-frame construction
- Fuel tank – 19-gallon (71.9-liter) capacity
- Ignition system – Coil-on-plug distributorless electronic
- Parking brake – Manual release
- Shock absorbers – Heavy-duty monotube, nitrogen gas-pressurized
- Stabilizer bars – Front and rear
- Steering – Speed-sensitive, variable-assist power rack-and-pinion with power steering oil cooler
- Suspension – Front: Heavy-duty Short- and Long-Arm; Rear: Watts linkage
- Transmission oil cooler – Oil-to-air
- Upper ball joints – Low-friction, non-greaseable

Optional Features

ITEM	OPTION CODE
2-way radio pre-wire – Police radio front speakers	946
50-state emissions	425
AM/FM stereo delete	58Y
AM/FM stereo/single-CD player	58Z
Axle ratio – 3.55	
– Police Interceptor Array	730A
– Street Appearance Array	770A
Ballistic door panel – Driver door only	90L
Ballistic door panels – Driver and front-passenger doors	90B
Courtesy lamp disable – Includes disabling of door lock confirmation flash	478
Cruise control	525
Daytime Running Lamps	77D
Decklid release on door and instrument panel – Ignition-powered	61H
Dome/map light delete (5" center-mounted)	54M
Engine block heater	41H
Fire Suppression System	60S
Floor covering – Carpeted with front and rear floor mats	128
Front bodyside moldings, color-keyed – Installed	96A
Front bodyside moldings, color-keyed – Uninstalled (shipped in trunk)	96B
Front/rear bodyside moldings, color-keyed – Uninstalled (shipped in trunk)	96C
Grille – Chrome	66C
Grille lamp, siren and speaker wiring	172
Keyed alike:	
– Key Code 1284x	432
– Key Code 1294x	435
– Key Code 0135x	436
– Key Code 1435x	437
– Key Code 0576x	438
– Key Code 0151x	439
Lamp pre-wire – Package tray or under decklid	476
Lateral bow reinforcement (center roof light support)	185
License plate bracket – Front	153
Limited-slip differential (standard with 3.55 rear axle)	45C
Locking gas cap	98G
Police Power Pigtail harness – For powering aftermarket equipment	179
Power driver seat – With power lumbar support	21A
Radio Suppression Package (8 ground straps)	53M
Rear door handles – Inoperable/lock operable	67R
Rear door handles/locks inoperable	67B
WARNING: Rear door locks are only operational electronically from the driver seat. Access to rear seat passengers in an emergency may be severely restricted with this option.	
Rear windows power delete – Operable with front driver-side switches	948
Remote keyless-entry key fobs – 2, excludes keypad	14R
Roof wiring – Hole in center of roof (including lateral bow reinforcement)	187
Roof wiring – No hole in roof	189
Seats – Cloth front buckets/cloth rear bench	H
Seats – Cloth front split bench/cloth rear bench	P
Sideview mirrors – Heated	61K
Silicone hoses with aircraft clamps	177
Smoker's Package (lighting element)	63B
Spot lamp – Driver side	51A
Spot lamp wiring prep – Driver side	51B
Spot lamps – Dual	51Y
Spot lamps wiring prep – Dual	51Z
Traction Control (N/A with 3.55 axle ratio)	552
Trunk Pack™ (w/KEVLAR® barrier)	14T
Two-Tone Paint Treatment #1	952
Two-Tone Paint Treatment #2	953
Two-Tone Paint Treatment #3	955
Two-Tone Paint Treatment #4	956
Wheel covers – Full	64N

Optional Packages

ITEM	OPTION CODE
Comfort and Convenience Package	41A
Street Appearance Package	60B
POLICE PREP PACKAGES	
Base Lighting Package	65P
Base Police Prep Package	65A
Complete Police Prep Package	68P
Ready-for-the-Road Package	65U
Visibility Package	65W

Dimensions & Capacities**



EXTERIOR (in.)	
A. Length	212.0
B. Wheelbase	114.6
C. Width (excluding mirrors)	78.3
D. Height	58.3
Base curb weight (lbs.)	4136.0
TRACK WIDTH (in.)	
Front	63.4
Rear	65.6
INTERIOR (in.)	
Front	
Head room	39.5
Shoulder room	60.6
Hip room	57.4
Leg room	41.6
Rear	
Head room	37.8
Shoulder room	60.0
Hip room	56.1
Leg room	38.0
Trunk liftover height	26.8
CARGO VOLUME (cu. ft.)	
EPA passenger-volume index	107.5
Trunk space	20.6
ENGINE – 4.6L V8	
Horsepower	250 hp @ 5000 rpm
Torque	297 lb.-ft. @ 4000 rpm
Fuel capacity (gal.)	19
BRAKES	
Caliper Assembly	
# pistons x piston OD (mm) – Front	2x48
Rear	1x48
ROTORS	
OD x width (mm) – Front	305x28
Rear	295x19

CALIFORNIA PUBLIC SERVICE/EMERGENCY VEHICLE EXCEPTION: This exemption may only apply in certain states. Ordering dealer is responsible to contact the proper state authorities for clarification on qualifying exempted vehicles for registration. Only available on units sold for authorized public service or emergency service use. Must also use Code 423 when ordering.

*Always wear your safety belt and secure children in the rear seat. **Dimensions shown may vary due to optional features and/or production variability.

THE MAKING OF A LEGEND, WITHOUT UPFIT DELAY — SUMMARY BENEFITS OF FORD POLICE PREP PACKAGES

ENGINEERED BY FORD

Model-specific equipment that is developed to fit your 2010 Police Interceptor. Ensures compatibility in advance of your vehicle being delivered.

TOP QUALITY, TOUGH AND DURABLE

Police Prep Packages have passed Ford's extreme 10-year/150,000-mile performance standards. Components and installation are verified extensively and exactly as part of the Ford Quality System, which includes crash testing, cycle testing, vibration, EMC compatibility, severe temperature, humidity, plus water and salt corrosion.

HIGHEST STANDARDS

Validated to vehicle manufacturer safety standards, such as Federal Motor Vehicle Safety Standards (FMVSS), Society of Automotive Engineers (SAE) standards and, most importantly, Ford Motor Company standards.

TIME-SAVERS

Saves administrative time, shop time and vehicle downtime, and reduces upfitting time from weeks to days.

MONEY-SAVERS

The packages are included in new vehicle budgets, freeing up other maintenance, upfitting and repair budgets.

REDUCES DAMAGE

Helps eliminate damage from interior disassembly and reassembly. This often occurs twice: when upfitting to put into service and decommissioning to put out of service.

MORE COMPATIBLE

All packages work with the Ford Trunk Pack™ and Fire Suppression System. The electrical system of each Police Prep Package will also conform with 98% of the existing lighting, siren and control systems on the market. Some aftermarket police equipment may not be compatible with other Ford options.

FORD LIMITED WARRANTY ASSURANCE

Every package is backed by Ford Dealers and authorized Fleet Maintenance facilities that perform their own warranty work for 3 years or 36,000 miles.*

MODIFICATION CENTER

Options installed in a Ford-approved facility. Vehicle turnaround is often under 24 hours, so no lengthy delays, and options appear at your dealership seamlessly.

OWNER'S GUIDE

Each vehicle comes with an Owner's Guide, which explains all of the options and quick-reference schematics. The current and past model year Owner's Guides are available online at crown-na.com.

FACTORY-DIRECT PRODUCT AND TECHNICAL INFORMATION

Help with your questions regarding the vehicle, police equipment prep packages and aftermarket installation. Call toll-free: 1-866-402-6838.

FORD CROWN VICTORIA MODIFIER GUIDE

Ford Motor Company has developed an industry-exclusive Crown Victoria Police Interceptor Modifier Guide, which is available for download at fleet.ford.com.

This guide assists vehicle modifiers in producing and installing safe, high-quality aftermarket products. Ford believes that safety and quality come first, and to achieve customer satisfaction, we want to assist modifiers in attaining the highest standards possible in their products.

When ordering your new Crown Victoria Police Interceptor, you can utilize the regular production options to specify Crown North America as your vehicle upfitter. Your new vehicle will be delivered with any of the 5 available police equipment prep packages, minimizing your vehicle downtime and helping to maximize your impact in the community.







The following pages detail the contents of each package listed below to help you determine what best meets your needs. Visit crown-na.com or call 1-866-402-6838 for more information.

BASE POLICE PREP PACKAGE – 65A

The Base Police Prep Package is ideal for fleets that do their own upfitting or that subcontract with a local installation facility. It includes a versatile, model-specific wiring harness to help standardize your Crown Victoria Police Interceptor upfitting. Visit crown-na.com or call 1-866-402-6838 for more information.

The following items are included in every packaged upfitting:**

1. 2 FRONT AND 2 REAR STROBE BULBS
Installed in front marker light and taillight lenses. The Strobe Light Power Supply is required to flash Strobe Bulbs.
2. ALTERNATING HEADLIGHT FLASHER (WIG-WAG MODULE)
Control wire is accessible at console for connection to customer-supplied positive control switch box.
3. ALTERNATING HEADLIGHT FLASHER OVERRIDE WIRE AND RELAY
Provides for optional override at night.
4. WIRING HARNESS
Includes the following items:
 - a. 6 Strobe Light Cables shielded and grounded, pre-run to the front marker lights, taillight lenses and front grille. Industry-standard configuration for addition of customer-supplied aftermarket strobe power supplies
 - b. 2 Grille Strobe Light Connectors for plug-and-play lights
 - c. Glove Compartment Power Distribution Center fused in engine compartment. 5 power and ground wires for customer use. 5 fuses: 2 battery- and 3 ignition-powered
 - d. Trunk Power Distribution Center fused in engine compartment. 4 power and ground wires for customer use. 4 fuses: 2 battery- and 2 ignition-powered
4. WIRING HARNESS (CONTINUED)
 - e. 50-Amp Battery Circuit and Ground, accessible at console only
 - f. 50-Amp Battery Circuit and Ground, accessible at console; shared circuit with trunk pigtail harness
 - g. 50-Amp Battery Circuit and Ground, accessible at console or trunk for radio communications
 - h. 2 Extra Wires pre-run to the front of the vehicle, accessible at console or trunk
 - i. Horn/Siren Relay Circuit, accessible at console or trunk
 - j. 4 Extra Wires pre-run from the engine compartment to console
 - k. 4 Extra Wires pre-run from console to trunk
5. TRUNK PIGTAIL HARNESS
Includes the following:
 - a. Two 50-Amp Battery Circuits and Grounds, accessible in trunk only
 - b. 50-Amp Battery Circuit shares a circuit with console harness
 - c. 30-Amp Ignition Circuit and Ground, accessible in trunk only
 - d. 2 Siren/Speaker Wires pre-run to front of vehicle



SUMMARY OF UPFIT PACKAGES

65A – BASE POLICE PREP PACKAGE 65P – BASE LIGHTING PACKAGE 68P – COMPLETE POLICE PREP PACKAGE 65W – VISIBILITY PACKAGE 65U – READY-FOR-THE-ROAD PACKAGE

FEATURE	OPTION CODE				
	65A	65P	68P	65W	65U
1. 2 FRONT AND 2 REAR STROBE BULBS	X	X	X	X	X
2. ALTERNATING HEADLIGHT FLASHER (WIG-WAG MODULE)	X	X	X	X	X
3. ALTERNATING HEADLIGHT FLASHER OVERRIDE WIRE AND RELAY	X	X	X	X	X
4. WIRING HARNESS	X	X	X	X	X
5. TRUNK PIGTAIL HARNESS	X	X	X		
6. CONSOLE MOUNTING PLATFORM			X	X	X
7. CENTER WIRING CONDUIT			X	X	
8. HIDDEN MANUAL REAR DOOR-LOCK PLUNGER			X	X	X
9. TRUNK AIR CIRCULATION FAN			X	X	X
10. PERMANENT RUBBER TIE-DOWN STRAP			X	X	X
11. DUAL TRUNK STORAGE BOXES			X	X	X
12. REAR TRUNK COMMUNICATIONS SERVICE TRAY			X	X	X
13. STROBE LIGHT POWER SUPPLY		X		X	X
14. 2 HIGH-INTENSITY FLASHING REAR DECK LED LIGHTS		X		X	X
15. VISIBILITY SWITCH PANEL				X	
16. LIGHTING AND SIREN CONTROLLER					X
17. LIGHTING RELAY CENTER				X	X
18. RJ11 SERIAL CABLE					X
19. REMOTE SIREN AMPLIFIER					X
20. 2 GRILLE STROBE LIGHTS					X
21. 100-WATT SIREN/SPEAKER					X

BASE LIGHTING PACKAGE – 65P

This package can help fleets – especially those faced with a shortage of manpower and space – get their vehicles into service more quickly. Visit crown-na.com or call 1-866-402-6838 for more information.

Includes contents of the Base Police Prep Package (65A), plus the following:**

13. STROBE LIGHT POWER SUPPLY
Includes 6 outlets with front shutdown. Required to flash Strobe Bulbs.
14. 2 HIGH-INTENSITY FLASHING REAR DECK LED LIGHTS
Includes matching interior color housings (Light Camel, Medium Light Stone or Charcoal Black). Red and blue color configuration is standard.




*Strobe Bulb Limited Warranty: 1 year/36,000 miles. See your dealer for details. Siren Speaker Limited Warranty: 2 years/36,000 miles. See your dealer for details. **The Base Police Prep Package (65A) and the Base Lighting Package (65P) are not available with the Police Power Pigtail (179) and utilize circuits provided by the standard power distribution connector, light bar connector and rear-access power point. Police Interceptor equipment packages are covered under the New Vehicle Limited Warranty of 3 years/36,000 miles except where noted. Strobe Bulb Limited Warranty: 1 year/36,000 miles. See your dealer for details.

COMPLETE POLICE PREP PACKAGE – 68P

The Complete Police Prep Package is perfect for fleets that do their own upfitting or that subcontract with a local installer. It includes factory-approved mounting solutions to help ensure safe and secure police equipment. **Visit crown-na.com or call 1-866-402-6838 for more information.**

Includes contents of Base Police Prep Package (65A), plus the following:*

- 6. CONSOLE MOUNTING PLATFORM
Secured using existing mounting points. The powder-coated aluminum mounting plate is pre-drilled and tapped for the safe addition of equipment.
- 7. CENTER WIRING CONDUIT
Includes a 2" x 4" opening. For ease of installation, the conduit will house and protect any additional wires or communications cables from the center console to the trunk.
- 8. HIDDEN MANUAL REAR DOOR-LOCK PLUNGER
Maintains control of rear doors via hidden plunger located in door frame of rear doors. Orderable (Option 948) to maintain rear window operation from driver and front-passenger switches.
- 9. TRUNK AIR CIRCULATION FAN
Pulls air from passenger area into trunk to help climatize area for equipment.
- 10. PERMANENT RUBBER TIE-DOWN STRAP
Helps secure trunk lid when carrying larger items like a bicycle.
- 11. DUAL TRUNK STORAGE BOXES
Maximize trunk space, provide equipment mounts and have clear, protective covers.
- 12. REAR TRUNK COMMUNICATIONS SERVICE TRAY
Slides on heavy-duty tracks. Used for equipment mounting. Shipped with secure spare tire.



VISIBILITY PACKAGE – 65W

This package can help fleets that are short of manpower and space put their vehicles into action faster. It includes plug-and-play lighting components and mounting solutions. **Visit crown-na.com or call 1-866-402-6838 for more information.**

Includes contents of Complete Police Prep Package (68P), plus the following:*

- 13. STROBE LIGHT POWER SUPPLY
Includes 6 outlets with front shutdown. Required to flash Strobe Bulbs.
- 14. 2 HIGH-INTENSITY FLASHING REAR DECK LED LIGHTS
Includes matching interior color housings (Light Camel, Medium Light Stone or Charcoal Black). Red and blue color configuration is standard.
- 15. VISIBILITY SWITCH PANEL
Includes 4-position slide switch and 4 rocker switches. Controls strobes, LEDs and alternating headlight flasher. Capable of controlling 8 lighting functions. Installed to console with bracket.
- 17. LIGHTING RELAY CENTER
Fused at 150 amps through 8 relays. 8 fuses. 8 outputs available in trunk for connection of customer-supplied lighting. Use with the Visibility Switch Panel.



READY-FOR-THE-ROAD PACKAGE – 65U

The Ready-For-The-Road Package helps fleets get into action more quickly and efficiently. It includes plug-and-play lighting components and mounting solutions. **Visit crown-na.com or call 1-866-402-6838 for more information.**

Includes contents of Complete Police Prep Package (68P), plus the following:*

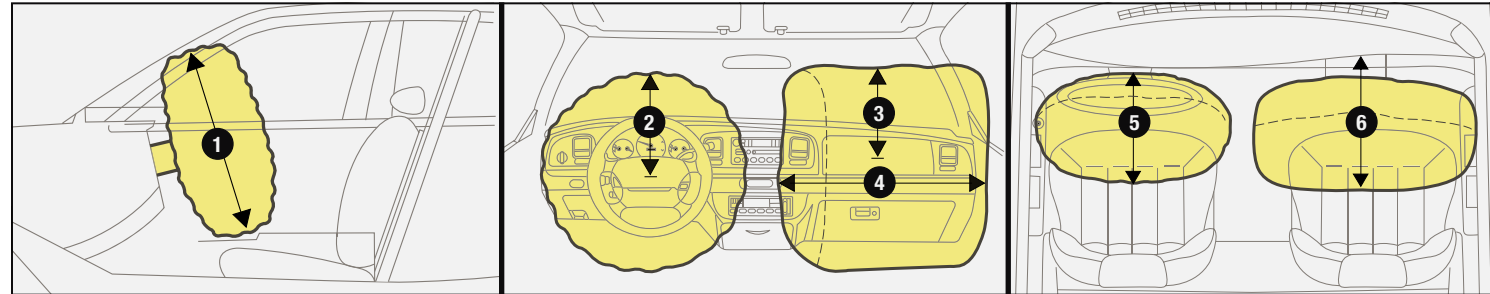
- 6. CONSOLE MOUNTING PLATFORM
Secured using existing mounting points. The powder-coated aluminum mounting plate is pre-drilled and tapped for the safe addition of equipment.
- 8. HIDDEN MANUAL REAR DOOR-LOCK PLUNGER
Maintains control of rear doors via hidden plunger located in door frame of rear doors. Orderable (Option 948) to maintain rear window operation from driver and front-passenger switches.
- 9. TRUNK AIR CIRCULATION FAN
Pulls air from passenger area into trunk to help climatize area for equipment.
- 10. PERMANENT RUBBER TIE-DOWN STRAP
Helps secure trunk lid when carrying large items like a bicycle.
- 11. DUAL TRUNK STORAGE BOXES
Maximize trunk space, provide equipment mounts and have clear, protective covers.
- 12. REAR TRUNK COMMUNICATIONS SERVICE TRAY
Slides on heavy-duty tracks. Used for equipment mounting. Shipped with secure spare tire.
- 13. STROBE LIGHT POWER SUPPLY
Includes 6 outlets with front shutdown. Required to flash Strobe Bulbs.
- 14. 2 HIGH-INTENSITY FLASHING REAR DECK LED LIGHTS
Includes matching interior color housings (Light Camel, Medium Light Stone or Charcoal Black). Red and blue color configuration is standard.
- 16. LIGHTING AND SIREN CONTROLLER
Programmable with 4-position slide switch, 13 illuminated buttons and 5 siren tones. Installed to console with bracket.
- 17. LIGHTING RELAY CENTER
Fused at 150 amps through 8 relays. 8 fuses. 8 outputs available in trunk for connection of customer-supplied lighting. Use with the Lighting and Siren Controller.
- 18. RJ11 SERIAL CABLE
Pre-run from console to trunk for connection between lighting and siren controller and remote siren amplifier.
- 19. REMOTE SIREN AMPLIFIER
Meets California Code of Regulations (CCR) Title 13, Article 5. Utilizes horn/siren circuit for activating siren and changing tones. Radio rebroadcast, common mic input and second siren/speaker output in trunk. (Mic kit not included.)
- 20. 2 GRILLE STROBE LIGHTS
Installed with mounting brackets. Red and blue color configuration is standard.
- 21. 100-WATT SIREN/SPEAKER**
Includes replaceable driver. Installed with mounting bracket. Sound output meets Society of Automotive Engineers (SAE) J1849 and Class A 500-ft. audibility.



*Complete Police Prep Package (68P), Visibility Package (65W) and Ready-For-The-Road Package (65U) are not available with the Police Power Pigtail (179) or the cloth split bench seat (P) and utilize circuits provided by the standard power distribution connector, light bar connector and rear-access power point. Police Interceptor equipment packages are covered under the New Vehicle Limited Warranty of 3 years/36,000 miles except where noted. Strobe Bulb Limited Warranty: 1 year/36,000 miles. See your dealer for details. **Siren Speaker Limited Warranty: 2 years/36,000 miles. See your dealer for details.

EQUIPMENT MOUNTING GUIDE*

CLEAR AREA AROUND STANDARD DUAL-STAGE FRONT AIRBAGS



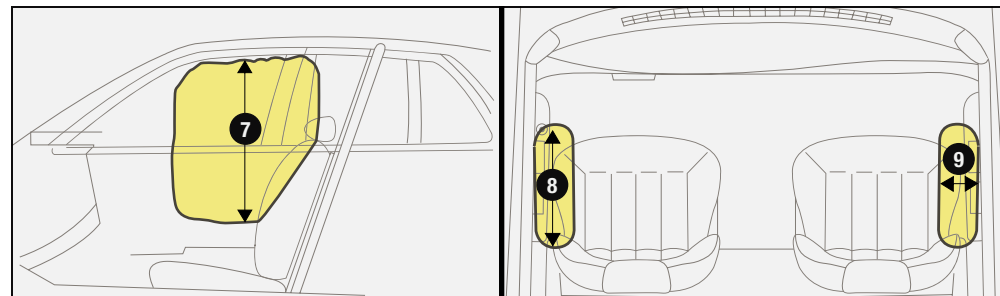
1. 775 mm (30.5 in.) cross section through center of vehicle (driver side shown)

2. 241 mm (9.5 in.) from center of airbag door
3. 399 mm (15.7 in.) from center of airbag door
4. 724 mm (28.5 in.) wide

5. 429 mm (16.9 in.) driver side
6. 599 mm (23.6 in.) front-passenger side compartment

NOTE: No objects should be placed between the airbags due to airbag variability.

CLEAR AREA AROUND STANDARD FRONT-SEAT SIDE AIRBAGS

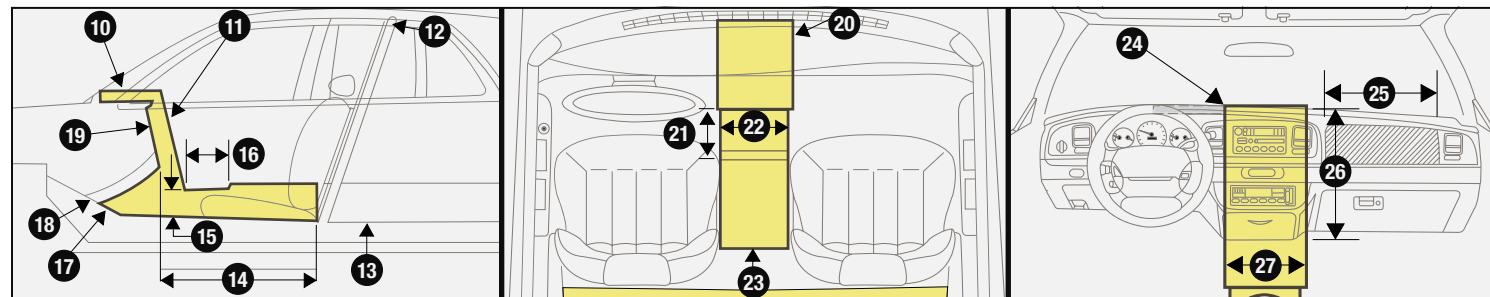


7. 699 mm (27.5 in.) up from side airbag module

8. 381 mm (15 in.) forward of seatback
9. 203 mm (8 in.) from outboard side of seat

WARNING: Aftermarket police equipment (such as communications gear) must not be mounted in the airbag deployment zone. Vehicles equipped with bench seats may not have sufficient room to mount such equipment. Bucket seats may be required.

CLEAR AREA AROUND CENTER CONSOLE



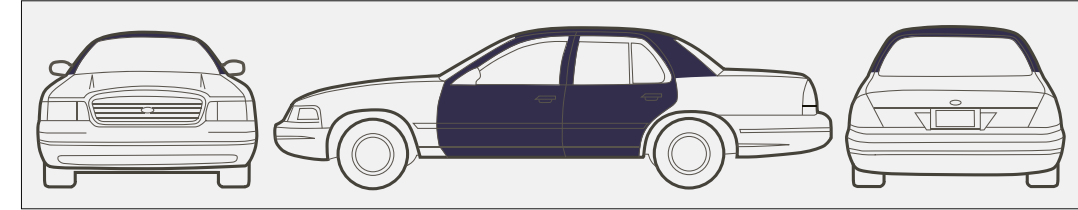
10. Area on top of instrument panel
11. Area in front of center console from tunnel up to instrument panel
12. Prisoner screen
13. 254 mm (10 in.)
14. Area on tunnel between seats
15. Height: 216 mm (8.5 in.)
16. 305 mm (12 in.)
17. Area on tunnel beneath center console
18. Tunnel
19. Depth: 38 mm (1.5 in.)

20. Equipment mounted on top of instrument panel must not interfere with driver visibility
21. Area on tunnel between seats
22. 229 mm (9 in.)
23. 305 mm (12 in.)

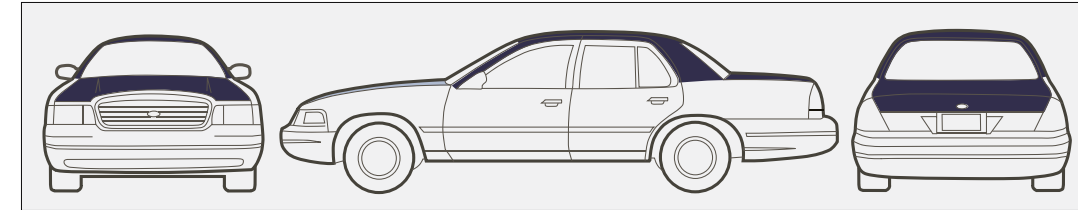
24. Equipment mounted on top of instrument panel must not interfere with driver visibility
25. The airbag door must be kept clear for deployment of airbag
26. Area in front of center console from bottom of ashtray to top of instrument panel (see No. 1 for dimensions)
27. 279 mm (11 in.) width centered horizontally on ashtray door

TWO-TONE PAINT TREATMENTS

OPTION 952 – Accent paint on front and rear doors, roof and pillars; bodyside moldings are accent color.

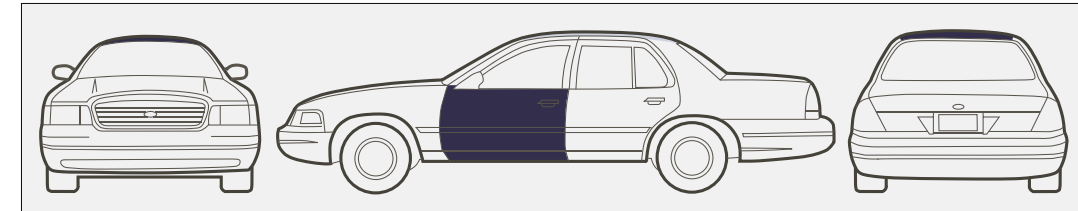


OPTION 953 – Accent paint on hood, roof, A- and C-pillars and trunk lid; bodyside moldings are primary color.



OPTION 955 – Accent paint on front doors and roof; bodyside moldings are primary color.

OPTION 956 – Accent paint on front doors and roof; bodyside moldings are accent color on front doors and primary color on rear doors.



NOTE: Exterior colors are available in 3 different two-tone configurations. Accent color can be any of the available exterior colors. Street Appearance Package (60B) includes retail exterior color options only.

Vehicle Special Order (VSO) facilitates customized solutions for fleet customers with special needs by providing special paint options that are not offered through regular or fleet-only production. VSO offers 30 special paint colors not found on the regular Car Exterior Color Selection chart. VSO can also formulate a new paint color and/or two-tone configuration to meet your needs. Visit fleet.ford.com to view VSO paint options and two-tone configurations.

2010 Color & Trim

EXTERIOR



1 Vibrant White (WT)** 2 Smokestone M (HG)** 3 Arizona Beige M (AQ) 4 Medium Brown M (BU)
5 Dark Toreador Red M (JL)** 6 Light Blue M (LN) 7 Light Ice Blue M (LS)** 8 Norse Blue M (KR)**
9 Ultra Blue M (MM) 10 Royal Blue (LM) 11 Dark Blue (LK) 12 Light Grey (TM) 13 Silver Grey M (TN)
14 Silver Birch M (JP)** 15 Medium Titanium M (YG) 16 Black (UA)**
M = Metallic • **Street Appearance Package color. For Exterior/Interior availability, please see your Order Guide.

NOTE: Because of occasional variations in printing, consult your Ford Dealer to ensure that the color choice you make is correct. Colors shown are representative only. See your dealer for actual paint/trim options. Visit fleet.ford.com for more information on colors and special paint options.

INTERIOR



1 Light Camel 2 Medium Light Stone
3 Charcoal Black



Escape Hybrid

Outstanding Fuel Economy With SUV Capability



For Parking Enforcement and Security Patrol

- Escape Hybrid offers better fuel economy and fewer pollutants than a conventional SUV, without the daily hassle of recharging an electric vehicle*
- Gas engine turns on and off automatically, so your fuel goes further
- Power assist from the electric motor helps provide V6-like acceleration
- Regenerative Braking System recharges the 330-volt nickel-metal-hydride (NiMH) battery
- Purchasing Escape Hybrid may help you save on both state and federal taxes**
- Meets strict SULEV II and AT-PZEV emissions standards†
- Recommended 10,000-mile/12-month oil change interval reduces maintenance costs compared to regular-engine vehicles
- 8-year/80,000-mile limited warranty coverage for catalytic converter, electronic emissions control unit and onboard emissions diagnostic device††
- 8-year/100,000-mile limited warranty coverage for the high-voltage battery, electronically controlled Continuously Variable Transmission†† and the DC/DC converter

Standard (Content based on XLT)

- 110-volt AC power outlet in front console
- 330-volt sealed nickel-metal-hydride (NiMH battery)
- 4-wheel independent suspension
- Automatic headlamps
- Cruise control
- Dual-zone Electronic Automatic Temperature Control
- Easy Fuel™ capless fuel filler
- Engine – 2.5L I-4 Atkinson-cycle
- Floor console with floor shifter, 4 cupholders, 2 removable storage bins and power point with cap
- Ford SYNC®†
- Intelligent 4WD System (4WD models only)
- Mirrors – Power sideview
- Power windows and door locks
- Regenerative Braking System
- Remote keyless entry with 2 integrated keyhead transmitters
- Seat – 6-way power driver
- Seats – Front low-back cloth buckets and rear 60/40 split with adjustable head restraints
- Seats – Earth-friendly cloth-trimmed fabrics and bio-foam
- Transmission – Electronically controlled Continuously Variable Transmission (eCVT)
- Wheels – 16" cast-aluminum

Standard Safety & Security

- AdvanceTrac® with class-exclusive RSC® (Roll Stability Control™)
- Airbags – Front-seat side
- Airbags – Safety Canopy® System with side-curtain airbags and rollover sensor
- Battery saver with headlamps-off delay
- Brakes – Power front disc and rear drum with Anti-lock Brake System (ABS)
- Child-safety rear door locks
- Head restraints and 3-point safety belts on all 5 seating positions
- LATCH – Lower anchors and tether anchors for child-safety seats
- MyKey™ – **New**
- Personal Safety System™ for driver and front passenger – Includes dual-stage front airbags, safety belt pretensioners, safety belt energy-management retractors, safety belt usage sensors, driver-seat position sensor, crash severity sensor, restraint control module and Front-Passenger Sensing System
- SecuriCode™ keyless-entry keypad
- SecuriLock® passive anti-theft ignition system
- SOS Post-Crash Alert System™†††
- Tire Pressure Monitoring System (excludes spare)

Escape Modifier's Guide is available at fleet.ford.com for download. Escape may not be used as an ambulance or as a pursuit vehicle (no excessive speed). For deployed airbag clearance zones, refer to the Modifier's Guide for mounting aftermarket equipment.

About Hybrid

Escape Hybrid offers better fuel economy and fewer pollutants than a conventional SUV, without the daily hassle of recharging an electric vehicle

- Gas engine turns on and off automatically depending on driving conditions, so your fuel goes further
- Power assist from the electric motor helps provide V6-like acceleration performance
- Regenerative Braking System captures energy to recharge the 330-volt nickel-metal-hydride battery
- Like Ford Escape, Escape Hybrid offers spacious seating, cargo room and creature comforts, in addition to extended driving range
- Full-hybrid technology thrives in city and stop-and-go driving
- Meets strict SULEV II and AT-PZEV emissions standards†

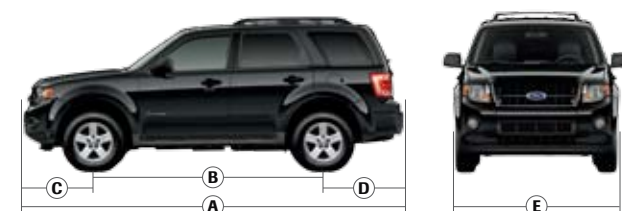
Select Options[§]

ITEM	OPTION CODE
Auto Park	60P
Navigation System with integrated SIRIUS Travel Link™ and Energy Flow Monitor	58N
Integrated side step bars	187
Moonroof	43M
FLEET EXCLUSIVE	
Daytime running lamps	942
Engine block heater	41H

Engine^{§§}

NET HORSEPOWER	177
2.5L I-4 ENGINE	
Horsepower @ rpm	155 @ 6000
Torque (lb.-ft. @ rpm)	136 @ 5500
ELECTRIC MOTOR	
Horsepower @ rpm	94 @ 5000


Dimensions & Capacities[#]



EXTERIOR (in.)	FWD/4WD
A. Length	174.7
B. Wheelbase	103.1
C. Overhang (front)	33.7
D. Overhang (rear)	37.8
E. Width – Excluding mirrors	71.1
Including mirrors	81.3
Mirrors folded	77.9
F. Height (excluding options)	67.7
Minimum running ground clearance	8.3
Liftover height	29.7/29.6
Ramp breakover angle	18.7°
Angle of approach	19.5°/19.6°
Angle of departure	27.8°/27.7°

INTERIOR (in.)	FWD
Front	
Head room	40.4
Shoulder room	56.6
Hip room	53.3
Leg room	41.6
Rear	
Head room	39.2
Shoulder room	55.9
Hip room	49.1
Leg room	35.6
CARGO VOLUME (cu. ft.)	
Behind front row	66.4
Behind rear row	30.9

2010 Color & Trim



1 Oxford White (YZ) 2 White Suede (WS) 3 Kiwi Green M (NZ) 4 Steel Blue M (UN)** 5 Ingot Silver M (UX)** 6 Black Pearl Slate M (T9) 7 Black (JA)

M = Metallic • **New for 2010.

*2009 EPA-estimated 34 mpg city/31 hwy. for Escape Hybrid FWD, 29 mpg city/27 hwy. for 4WD. **See your local tax advisor or visit fuelconomy.gov or eere.energy.gov/cleancities for more information. †SULEV II (Super Ultra Low Emissions Vehicle) and AT-PZEV (Advanced Technology Partial Zero Emissions Vehicle) are ratings approved by the California Air Resources Board. Vehicles sold in federally regulated states meet the Environmental Protection Agency's Tier 2/Bin (3) emissions standards. ††10-year/150,000-mile Hybrid Battery Limited Warranty in CA, CT, MA, ME, NJ, NY, RI and VT. See your dealer for limited warranty details. †Driving while distracted can result in loss of vehicle control. Only use mobile phones and other devices, even with voice commands, when it is safe to do so. ††SOS hardware may become damaged or the battery may lose power in a crash, which could prevent operation. Not all crashes will activate an airbag or safety belt pretensioner. †Available on select series. Restrictions may apply. See your dealer for details. †Based on 2009MY ratings. †Dimensions shown may vary due to optional features and/or production variability.



Explorer XLT Special Service Package

For Special Investigation and Off-Road Duty

- Explorer received NHTSA's 5-Star crash test ratings for frontal and side-impact*
- Features the Intelligent Safety System™
- AdvanceTrac® with RSC® (Roll Stability Control™), standard
- Independent Rear Suspension

Standard

- Air conditioning
- Audio – AM/FM stereo/single-CD player with MP3 capability and auxiliary audio input jack
- Axle – 3.55 non-limited-slip
- Cargo Management System
- Cargo shade
- Class II trailer tow hitch receiver/4-pin trailer wiring harness and connector/Trailer Sway Control
- Cruise control
- Easy Fuel™ capless fuel filler
- Engine – 4.0L SOHC V6
- Liftgate – One piece with flip-up glass
- Mirror – Day/night rearview
- Power points – 12 volt (3); 1st row (2) and 2nd row (1)
- Power rack-and-pinion steering
- Power windows and door locks
- Privacy glass – Rear doors, rear quarter windows and backglass
- Rear-wheel drive (4x2)
- Rear-window defroster
- Remote keyless-entry system with 2 integrated keyhead transmitter remotes
- Roof side rails
- Seats – Front low-back buckets with adjustable head restraints and 6-way power for driver; rear 60/40 split
- Solar-tinted glass – Windshield and front doors
- Tilt steering wheel
- Transmission – 5-speed automatic in floor console
- Wheels – 16" painted-aluminum
- Wipers – Intermittent front and rear with speed-sensitive front

Explorer may not be used as an ambulance or as a pursuit vehicle (no excessive speed). For deployed airbag clearance zones, refer to the Special Service/Fleet Manual for mounting aftermarket equipment.

Standard Safety & Security

- AdvanceTrac with RSC (Roll Stability Control)
- Airbags – Front-seat side
- Airbags – Safety Canopy® System with side-curtain airbags and rollover sensor
- Belt-Minder® front safety belt reminder
- Brakes – 4-wheel disc with Anti-lock Brake System (ABS)
- Illuminated entry
- Intelligent Safety System for driver and front passenger includes front airbags with adaptive venting and airbag inflators, safety belt pretensioners, adaptive load-limiting safety belt retractors, safety belt usage sensors, driver-seat position sensor, crash severity sensor, restraint control module, 5-level front-passenger seat occupant-classification sensor, and adaptive-load steering column
- Side-intrusion door beams
- SOS Post-Crash Alert System™
- Tire Pressure Monitoring System (excludes spare)

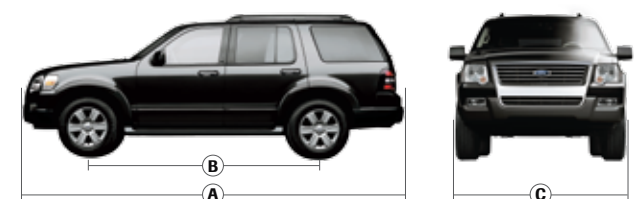
Special Service Package** (VSO Code UPM)

- Ground straps
- Heavy-duty battery (750 CCA)
- Roof Wiring Prep Package
- Special Service/Fleet Manual

Select Options†

ITEM	OPTION CODE
Floor mats – All-weather rubber	16N
Trailer Tow Prep Package (Class III/IV)	53G
FLEET EXCLUSIVE	
17" machined-aluminum wheels (4x4 only)	64X
Daytime running lamps	51D
Engine block heater	41H
Fleet Package 1 – Manual 3rd row and auxiliary air conditioning	651
Fleet Package 2 – Reverse Sensing System and power-adjustable pedals	652
Power, heated sideview mirrors with security approach lamps and chrome caps	54L
Skid Plates Package (4x4 only)	51E
Step bars	18P

Dimensions & Capacities††



EXTERIOR (in.)	
A. Length	193.4
B. Wheelbase	113.7
C. Width (excluding mirrors)	73.7
D. Height (with options)	72.8
Minimum running ground clearance	8.3
INTERIOR (in.)	
Front head room	39.8
Front leg room	42.4
Loadfloor height	32.9
Seating capacity†	5 or 7
CARGO VOLUME (cu. ft.)	
Behind 1st row	85.8
Behind 2nd row	45.1
MAX. GVWR†† (lbs.)	
4x2	6010
4x4	6180

Select Rapid Spec Packages†


- SYNC® & SIRIUS Package
 - SYNC, SIRIUS and auto-dimming rearview mirror with microphone
- Convenience Package
 - Automatic headlamps, auto-dimming rearview mirror, SecuriCode™ keyless-entry keypad, compass display, power-adjustable pedals and Reverse Sensing System

CARGO LENGTH (in.)	
Length to 1st row @ beltline	74.4
Length to 2nd row @ beltline	38.7
CARGO WIDTH (in.)	
Wheelhouse – 5-Pass./7-Pass.	44.9/45.3
Width of rear opening @ floor	48.3
TURNING RADIUS (ft.)	
Curb-to-curb	36.8
ENGINE – 4.0L V6§	
Horsepower	210 hp @ 5100 rpm
Torque	254 lb.-ft. @ 3700 rpm
Fuel capacity (gal.)	22.5
MECHANICAL	
Alternator	130 amp
Battery	72 AH
Cold Cranking Amps (CCA)	650

2010 Color & Trim



1 Oxford White (YZ)§§ 2 White Suede (WS) 3 Dark Copper M (T5) 4 Sangria Red M (JV) 5 Blue Flame M (SZ)†
6 Brilliant Silver M (UI) 7 Black Pearl Slate M (T9)† Black (UA)
M = Metallic • §§Fleet-only option. †New for 2010.



1 Camel 2 Black

*Star ratings are part of the U.S. Department of Transportation's Safercar.gov program (www.safercar.gov). **Available on XLT series only. †Available on select series. Restrictions may apply. See your dealer for details. ††Dimensions shown may vary due to optional features and/or production variability. *See fleet.ford.com for vehicle seating configurations. ††When properly equipped. †Based on 2009MY ratings.



Expedition/Expedition EL Special Service Vehicle (SSV)



For Tactical Work and Off-Road Duty

- 2 models available: Expedition and Expedition EL
- 5.4L SOHC 3-valve V8 FFV engine
- MyKey™
- Independent Rear Suspension

Standard

- Accessory delay
 - Air conditioning
 - Alternator – 150-amp
 - Audio – Premium AM/FM stereo with single-CD player and MP3 capability
 - Autolamp – Automatic on/off headlamps and rainlamp feature*
 - Axle – Rear non-limited-slip (3.73 ratio)
 - Brakes – 4-wheel disc Anti-lock Brake System (ABS)
 - Column shifter
 - Console – Full overhead
 - Easy Fuel™ capless fuel filler
 - Floor covering – Vinyl
 - Fog lamps
 - Front tow hooks (4x4 only)
 - Independent Rear Suspension – Multilink
 - Mirror – Auto-dimming rearview
 - Mirrors – Black, power, heated sideview, with security approach lamps
 - Power door locks
 - Power windows – One-touch-down driver-window feature
 - Privacy glass – Rear doors, rear quarter windows and liftgate windows
 - Rear AC and heat with 2nd-row map light
 - Seats – 1st-row cloth captain's chairs with power-adjustable driver seat
 - Seats – 2nd-row 40/20/40 split bench, vinyl
 - Skid plates – Front only on 4x2; front, transfer case and fuel tank on 4x4
 - Step bars (4x2 non-EL only)
 - Tilt steering column with cruise control
 - Tires – P265/70R17 A/S BSW (4x2)
 - Tires – P265/70R17 on-/off-road OWL (4x4)
 - Trailer Sway Control
 - Trailer Tow – Integrated Class IV hitch receiver with 4-pin connector
 - Transmission – 6-speed automatic with overdrive
 - Variable-assist, power rack-and-pinion steering
 - Wheels – 17" steel (non-EL), 17" aluminum (EL)
 - Wipers – Front speed-sensitive intermittent and rear intermittent with washer/defroster
- Expedition Modifier's Guide is available at fleet.ford.com for download. Expedition/Expedition EL may not be used as an ambulance or as a pursuit vehicle (no excessive speed).**

Standard Safety & Security

- Adaptive steering column
- AdvanceTrac® with RSC® (Roll Stability Control™)
- Airbags – Front-seat side
- Airbags – Safety Canopy® System with side-curtain airbags for outboard passengers, and rollover sensor
- Belt-Minder® front safety belt reminder
- Brakes – Power 4-wheel disc with Anti-lock Brake System and Brake Assist
- MyKey – **New**
- Perimeter alarm
- Personal Safety System™ for driver and front passenger – Includes dual-stage front airbags, safety belt pretensioners, safety belt energy-management retractors, safety belt usage sensors, driver-seat position sensor, crash severity sensor and restraint control module
- Safety belts – Color-keyed lap/shoulder belts with adjustable D-rings and 3-point belts for all outboard passengers
- SecuriCode™ keyless-entry keypad
- SecuriLock® passive anti-theft ignition system
- Side-intrusion door beams
- SOS Post-Crash Alert System™
- Tire Pressure Monitoring System (excludes spare)

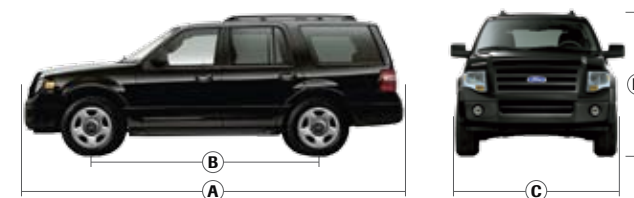
SSV Standard Equipment

- 2nd-row profile map light
- Column shifter
- Flat loadfloor
- Floor console delete
- Floor mats delete
- Mirror – Day/night rearview
- Mirrors – Power, heated sideview
- Rear auxiliary A/C and heat
- Seats – 1st-row cloth captain's chairs
- Seats – 2nd-row vinyl 40/20/40 split bench
- Seat – 3rd-row delete
- Skid plates – 4x2, front
- Skid plates – 4x4, front, transfer case, fuel tank
- Vinyl floor covering

Select Options**

ITEM	OPTION CODE
INTERIOR	
Seats†	
– 2nd-row 40/20/40 split bench, cloth, (N/A with 875 3rd-row seat)	21F
– 2nd- and 3rd-row benches, cloth	21S
– 3rd-row 60/40 split bench, vinyl	875
EXTERIOR	
Daytime running lamps	43D
Engine block heater	41H
Running boards (4x4 only on non-EL)	186

Dimensions & Capacities††



	EXPEDITION 4x2/4x4	EXPEDITION EL 4x2/4x4
EXTERIOR (in.)		
A. Length	206.5	221.3
B. Wheelbase	119.0	131.0
C. Width (excluding mirrors)	78.8	78.8
D. Height (including roof rails)	77.2	77.7/78.3
Maximum payload (lbs.)	1670/1640	1620/1570
Base curb weight (lbs.)	5569/5801	5854/6088
Minimum running ground clearance (in.)	8.7	8.7
TRACK WIDTH (in.)		
Front	67.0	67.0
Rear	67.2	67.2
INTERIOR (in.)		
1st row		
Head room	39.6	39.5
Shoulder room	63.2	63.2
Hip room	60.2	60.2
Leg room	41.1	41.1
2nd row		
Head room	39.8	39.7
Shoulder room	63.7	63.7
Hip room	59.9	59.9
Leg room	39.1	39.1

Select Rapid Spec Packages**

- ITEM**
- Convenience Package
- Power-adjustable pedals, power rear quarter windows, Universal Garage Door Opener, 6-disc CD changer and Reverse Sensing System

Optional Packages

ITEM	OPTION CODE
Heavy-Duty Trailer Tow Package	536
– Class IV hitch receiver, 4- and 7-pin connectors, heavy-duty auxiliary transmission oil cooler and radiator, and electronic brake wiring kit	

3rd row, optional

	EXPEDITION 4x2/4x4	EXPEDITION EL 4x2/4x4
Head room	38.3	38.0
Shoulder room	51.9	67.1
Hip room	50.2	51.8
Leg room	37.7	37.7

CARGO VOLUME (cu. ft.)

	EXPEDITION 4x2/4x4	EXPEDITION EL 4x2/4x4
Behind 1st row	108.3	130.8
Behind 2nd row	55.0	85.5
Behind 3rd row	18.6	42.6

MAX. GVWR (lbs.)

	EXPEDITION 4x2/4x4	EXPEDITION EL 4x2/4x4
4x2	7300	7540
4x4	7500	7720

TURNING RADIUS (ft.)

	EXPEDITION 4x2/4x4	EXPEDITION EL 4x2/4x4
Curb-to-curb	40.8	43.3

ENGINE – 5.4L V8

	EXPEDITION 4x2/4x4	EXPEDITION EL 4x2/4x4
Horsepower	310 hp @ 5100 rpm	310 hp @ 5100 rpm
Torque	365 lb.-ft. @ 3600 rpm	365 lb.-ft. @ 3600 rpm
Fuel capacity (gal.)	28.0	33.5

2010 Color & Trim

EXTERIOR



1 Oxford White (YZ) 2 Vermillion Red (E4)†‡§ 3 Royal Red M (UK) 4 Dark Blue Pearl (DX)‡
5 Ingot Silver M (UX)‡ 6 Sterling Grey M (UJ)‡ 7 Tuxedo Black M (UH)‡

M = Metallic • †New for 2010. ‡Restricted to the SSV trim level and includes molded-in-color cladding and some parts. §Late availability.

*Engaging the wipers in auto mode will activate lights. Lights must be in off mode to use wipers independently of light activation. **Available on select series. Restrictions may apply. See your dealer for details.
†See fleet.ford.com for vehicle seating configurations. ††Dimensions shown may vary due to optional features and/or production variability.

INTERIOR



Stone



F-150 XL SuperCrew



For All-Purpose Action

- Safest pickup truck in America*
- Available Ford Work Solutions™ On-Board Technologies, optional
- SuperCrew interior with standard flat loadfloor
- 6-speed automatic transmission with Tow/Haul Mode for 3-valve engines
- Integrated Trailer Brake Controller, optional
- Trailer Sway Control
- AdvanceTrac® with RSC® (Roll Stability Control™)
- Trailer Tow Package, optional
- Upgraded brakes

Standard

- Air conditioning
- Black vinyl floor covering on XL
- Brakes – Power 4-wheel vented disc with Anti-lock Brake System (ABS)
- Cargo box tie-downs (4)
- Easy Fuel™ capless fuel filler
- Electronic Shift-On-the-Fly (ESOF) 4-wheel-drive system (4x4)
- Engine – 4.6L 2-valve EFI V8 with 4-speed automatic transmission (SuperCrew 4x2)
- Engine – 4.6L 3-valve EFI V8 with 6-speed automatic transmission with Tow/Haul Mode (SuperCrew 4x4)
- Front and rear power points
- Overhead console
- Power windows, door locks and sideview mirrors
- Quick-release tailgate with key lock and Tailgate Assist
- Seat – Front 40/20/40 split

Standard Safety & Security

- AdvanceTrac with RSC (Roll Stability Control)
- Airbags – Front-seat side
- Airbags – Safety Canopy® System with side-curtain airbags
- Belt-Minder® front safety belt reminder
- LATCH – Lower anchors and tether anchors for child-safety seats
- Personal Safety System™ for driver and right-front passenger – Includes dual-stage front airbags, safety belt pretensioners, safety belt energy-management retractors, safety belt usage sensors, driver-seat position sensor, crash severity sensor, restraint control module and Front-Passenger Sensing System
- Remote keyless entry
- SecuriLock® passive anti-theft ignition system
- SOS Post-Crash Alert System™
- Tire Pressure Monitoring System (excludes spare)
- Trailer Sway Control

F-150 may not be used as an ambulance or as a pursuit vehicle (no excessive speed). For deployed airbag clearance zones, refer to the Special Service/Fleet Manual for mounting aftermarket equipment.

Optional Features

- Cargo Management System
- Color-coordinated carpet and floor mats
- Engine – 4.6L 3-valve EFI V8 with 6-speed automatic transmission with Tow/Haul Mode
- Fog lamps
- Integrated Trailer Brake Controller (TBC)
- Pickup Box Access Steps
- Plastic drop-in bedliner (96P)
- Stowable bed extender
- Tailgate Step
- XL Plus Package with MyKey™ (61X)

FLEET EXCLUSIVE

- 36-gallon fuel tank capacity
- Audio – AM/FM stereo/single-CD player with clock
- Cruise control
- Daytime running lamps
- Engine – 5.4L 3-valve EFI V8 FFV with 6-speed automatic transmission with Tow/Haul Mode
- Engine block heater
- Ford SYNC®
- Seat – Cloth front captain's chairs

FORD WORK SOLUTIONS

- Cable Lock by Master Lock®
- Crew Chief™ vehicle tracking system
- In-dash computer with touch-screen Garmin® navigation
- Tool Link™ tool-tracking system by DeWALT®

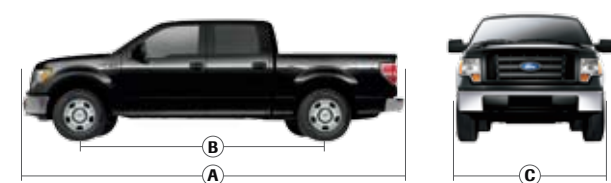
Optional Packages

ITEM	OPTION CODE
Cargo Management Accessories Package	50C
Cargo Management System	68M
Trailer Tow Package	535
XL Décor Group	86D
XL Plus Package	61X

Engines

ENGINE	TRANSMISSION	HORSEPOWER (hp @ rpm)	TORQUE (lb.-ft. @ rpm)
4.6L 2-valve V8	4-speed automatic	248 @ 4750	294 @ 4000
4.6L 3-valve V8	6-speed auto. with Tow/Haul Mode	292 @ 5700	320 @ 4000
5.4L 3-valve V8 FFV	6-speed auto. with Tow/Haul Mode	310 @ 5000 (gas) 320 @ 5200 (E85)	365 @ 3500 (gas) 390 @ 3500 (E85)

Dimensions & Capacities



DIMENSIONS (in.)		SUPERCREW	
		5.5' Box	6.5' Box
A. Overall length	4x2/4x4	231.7	243.7
B. Wheelbase	4x2/4x4	144.5	156.6
C. Overall width (excluding mirrors)	4x2/4x4	78.9	78.9
D. Overall height	4x2/4x4	74.3/76.2	74.3/76.4
CAPACITIES			
Interior volume (cu. ft.)	Front	64.7	64.7
	Rear	66.5	66.5
Fuel capacity (gal.)	4x2/4x4	26.0/36.0	26.0/36.0
Payload** (lbs.)	4x2	1870	1990
	4x4	1910	1810
Conventional towing** (lbs.)	4x2	9800	9700
	4x4	9600	9500

CARGO AREA (in.)	5.5' Box	6.5' Box
Length at floor	67.0	78.8
Width at wheelhouse	50.0	50.0
Maximum width inside box	65.2	65.2
Volume (cu. ft.)	55.5	65.5


2010 Color & Trim

EXTERIOR



1 Oxford White (YZ) 2 Vermillion Red (E4) 3 Blue Flame M (SZ) 4 Ingot Silver M (UX)†
5 Sterling Grey M (UJ) 6 Tuxedo Black (UH)†
M = Metallic • †New for 2010.

INTERIOR



Medium Stone



E-Series

Van (E-150, E-250 and E-350) & Wagon (E-150, E-350; XL & XLT)



For Prisoner Transport Application

- Available in extended-length body style
- Ford E-Series Van – America's best-selling van for 30 years
- The only over-8500 lbs. GVWR Van and Wagon with a standard FFV engine
- AdvanceTrac® with RSC® (Roll Stability Control™) standard on E-Series Wagons and Recreational Vans; optional on Commercial Vans with gas engines
- Electronic Throttle Control (ETC) standard on all models
- All E-Series models are over 8500 lbs. GVWR
- E-Series Wagon seats up to 15 passengers

Standard

- VAN**
- 120-amp alternator (gas engines); 110-amp alternator (diesel)
 - Air conditioning – Front
 - Engine – 4.6L EFI V8 FFV with 4-speed automatic transmission (E-150 and E-250)
 - Engine – 5.4L EFI V8 FFV with 4-speed automatic transmission (E-350)
 - Fuel tank – 35-gallon capacity
 - Handling Package
 - Power point – Dual 12-volt in instrument panel and single 12v in glove box
 - Side cargo door – 60/40 swing-out
 - Tilt steering column

- WAGON**
- 120-amp alternator
 - Engine – 4.6L EFI V8 FFV with 4-speed automatic transmission (E-150)
 - Engine – 5.4L EFI V8 FFV with 4-speed automatic transmission (E-350)
 - Front dome and rear cargo area lights
 - Handling Package
 - Side cargo door – 60/40 swing-out
 - Tilt steering column

E-Series Vans and Wagons may not be used as an ambulance or as a pursuit vehicle (no excessive speed). For deployed airbag clearance zones, refer to the Body Builders layout book for mounting of aftermarket equipment.

Standard Safety & Security

- 3-point safety belts with height-adjustable D-rings in all seating positions (Wagon)
- AdvanceTrac with RSC – Standard on all E-Series Wagons and Recreational Vans; optional on Commercial Vans with gas engines
- Airbags – Driver and front-passenger front
- Brakes – 4-wheel disc with Anti-lock Brake System (ABS)
- Double-wall construction
- Fuel pump inertia shutoff switch
- Side-intrusion door beams
- Tire Pressure Monitoring System (excludes spare)

Optional Features

- | | |
|--|--------------------|
| • 6.8L Amp Package (E-350 Super Duty® Extended)* | OPTION CODE |
| • Air conditioning delete | 57D |
| • Daytime running lamps | 942 |
| • Engine – 6.0L Power Stroke® V8 Turbo Diesel with TorqShift® 5-speed automatic transmission (E-350) | 99P/44B |
| • Ford SYNC® | 98S |
| • Mirrors – Telescoping trailer tow (Wagon only) | 54E |
| • Power windows and door locks (Wagon only) | 903 |
| • Remote keyless-entry system with panic alarm (Wagon only) | 948 |
| • Traction Control (gas only) | 15T |
| VAN & WAGON | |
| • 50-State Clean Fuel Fleet Certification | 855 |
| • 155-amp HD alternator (5.4L & 6.8L only) | 63M |
| • 225-amp HD alternator (6.8L only) | 63N |
| • Engine – 5.4L EFI V8 FFV with 4-speed automatic transmission (E-150 Van & Wagon) (E-250 Van) | 99L/44Q |
| • Engine – 6.8L EFI V10 with TorqShift 5-speed automatic transmission with Tow/Haul Mode (E-350) | 99S/44T |
| • Heavy-duty auxiliary battery | 634 |
| • Instrument Panel Message Center with Engine-Hour Meter (standard with diesel, optional with gas) | 60J |
| • Integrated Trailer Brake Controller | 68B |
| • Rear View Camera | 15C |
| • Reverse Sensing System | 43R |
| • SecurILock® passive anti-theft ignition system | 91E |
| • Sliding side cargo door | 60S |
| • Upfitter switches (4) | 52S |

FORD WORK SOLUTIONS™

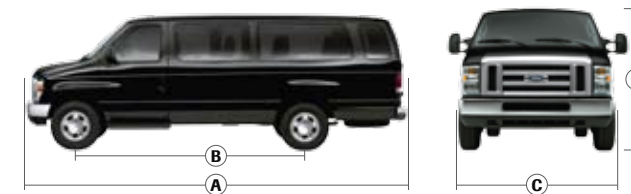
- | | |
|---|-----|
| • Crew Chief™ vehicle tracking system | 85C |
| • In-dash Windows® CE computer with touch screen | 98A |
| • Tool Link™ tool-tracking system by DeWALT® (Van only) | 86T |

Optional Packages

VAN	OPTION CODE	WAGON	OPTION CODE
Crew Van Interior Upgrade Package	18B	Center Aisle Seating Prep Package	
Crew Van Package	47C	– 11-passenger XL	66S
EconoCargo™ System	96B	– 11-passenger XLT	66W
EconoCargo Upgrade Package**	66C	– 14-passenger XL	66T
Mid-Series Exterior Upgrade Package	18D	– 14-passenger XLT	66Z
High-Series Exterior Upgrade Package	18A	Mid-Series Exterior Upgrade Package	18D
Interior Upgrade Package**	18B	High-Series Exterior Upgrade Package	18A
Power Group	90F	Interior Upgrade Package	18G
Premium Van Group	18M	Trailer Tow Package (Class II/III/IV) includes:	536
QuietFlex® III Racks and Bins Package	96Q	– Electric brake controller tap-in capability	
Racks and Bins Package**	96G	– Frame-mounted hitch receiver	
Vocational Upgrade Packages are also available; add one of these versatile options to your no-charge interior system		– Relay system for backup/B+/running lights	
		– Trailer wiring harness with bumper bracket	
		XLT Premium Package	86X

Please visit fleet.ford.com for a complete Order Guide. EconoCargo is a registered trademark of America's Body Company, Inc.

Dimensions & Capacities



VAN	E-150	E-150 EXTENDED	E-250 SUPER DUTY	E-250 SUPER DUTY EXTENDED	E-350 SUPER DUTY	E-350 SUPER DUTY EXTENDED	
A. Length (in.)	216.7	236.4	216.7	236.4	216.7	236.4	
B. Wheelbase (in.)	138.0	138.0	138.0	138.0	138.0	138.0	
C. Width (in.) (excluding mirrors)	79.4	79.4	79.4	79.4	79.4	79.4	
D. Height (in.)	82.4	82.6	84.8	85.0	83.7	83.6	
Front head room (in.)	42.0	42.0	42.0	42.0	42.0	42.0	
Front leg room (in.)	40.0	40.0	40.0	40.0	40.0	40.0	
Cargo volume (cu. ft.)	237.8	278.3	237.8	278.3	237.8	278.3	
Fuel capacity (gal.)	35	35	35	35	35	35	
GVWR (lbs.)	8520	8600	8900	8900	9500	9500	
WAGON							
A. Length (in.)	216.7				216.7	236.7	
B. Wheelbase (in.)	138.0				138.0	138.0	
C. Width (in.) (excluding mirrors)	79.4				79.4	79.4	
D. Height (in.)	82.1				83.1	82.3	
Front head room (in.)	42.0				42.0	42.0	
Front leg room (in.)	40.0				40.0	40.0	
Seating capacity	7/8				11/12	11/14/15	
Fuel capacity (gal.)	35				35	35	
GVWR (lbs.)	8520				8700	9300	


2010 Color & Trim

EXTERIOR



1 Oxford White (YZ) 2 Pueblo Gold (G3) 3 Yellow (BY) 4 Vermillion Red (E4) 5 Royal Red M (UK) 6 Dark Blue Pearl M (DX)
7 Ingot Silver M (UX)† 8 Black (JA)
M = Metallic • †New for 2010.

INTERIOR



1 Medium Pebble
2 Medium Flint

*Late availability. **No-charge option.



All-New Fusion Hybrid

For Special Investigation

- The all-new 2010 Fusion Hybrid gets the best mileage of any midsize hybrid sedan in America – up to 41 mpg city*
- Fusion Hybrid also runs on electric more than any other hybrid on the planet, operating in pure electric mode up to 47 mph
- Exclusive new SmartGauge™ with EcoGuide displays on 2 bright LCD screens to help drivers make the most of Fusion Hybrid

Standard

- 110-volt AC power outlet
- 275-volt sealed-nickel-metal-hydride (NiMH) battery
- Anti-theft perimeter alarm
- Audio – AM/FM stereo/6-disc in-dash CD changer, MP3 capability and 6 speakers
- Audio – Auxiliary input jack
- Audio – SIRIUS Satellite Radio
- Dual-zone Electronic Automatic Temperature Control
- Easy Fuel™ capless fuel filler
- Engine – NEW 2.5L I-4 Atkinson-cycle with electronically controlled Continuously Variable Transmission (eCVT)
- Ford SYNC®
- Front-wheel drive
- Mirrors – Power sideview
- Power points (2)
- Regenerative Braking System
- Reverse Sensing System
- Seat – Fold-down front-passenger
- SmartGauge with EcoGuide
- Steering wheel-mounted cruise control
- Tilt/telescoping steering column
- Wheels – 17" 15-spoke painted-aluminum

Select Options**

- Seats – Leather-trimmed with heated front
- Voice-activated, DVD-based Navigation System
- FLEET EXCLUSIVE**
- Daytime running lamps
- Engine block heater


2010 Color & Trim

EXTERIOR



1 White Platinum M Tri-Coat* 2 Atlantis Green M 3 Light Ice Blue M 4 Brilliant Silver M 5 Sterling Grey M 6 Tuxedo Black M
M = Metallic • *Additional charge.

INTERIOR



1 Medium Light Stone 2 Charcoal Black

Standard Safety & Security

- AdvanceTrac® electronic stability control
- Airbags – Front-seat side, driver knee, and front and rear side-curtain
- Brakes – Power 4-wheel disc with Anti-lock Brake System (ABS)
- Integrated keyhead transmitter remotes (2)
- LATCH – Lower anchors and tether anchors for child-safety seats
- SecuriLock® passive anti-theft ignition system
- SOS Post-Crash Alert System™
- Tire Pressure Monitoring System
- Personal Safety System™ for driver and front passenger – Includes dual-stage front airbags, safety belt pretensioners, safety belt energy-management retractors, safety belt usage sensors, driver-seat position sensor, crash severity sensor, restraint control module and Front-Passenger Sensing System

Fusion Hybrid Modifier's Guide is available at fleet.ford.com for download. Fusion Hybrid may not be used as an ambulance or as a pursuit vehicle (no excessive speed). For deployed airbag clearance zones, refer to the Modifier's Guide for mounting aftermarket equipment.

Select Rapid Spec Content**

- Driver's Vision Package – Includes BLIS® (Blind Spot Information System) with Cross Traffic Alert, and Rear View Camera (camera displayed in rearview mirror unless ordered with Navigation System)
- Moon & Tune Value Package – Includes power moonroof, Sony® Sound System with AM/FM stereo/6-disc in-dash CD changer and 12 speakers

FORD EXTENDED SERVICE PLANS (ESP) FOR POLICE VEHICLES



Choosing ESP from Ford Motor Company enables you to budget your fleet expenses more easily and accurately. Ford ESP lets you lock in tomorrow's costs at today's rates. Ford ESP offers these additional benefits:

- Component protection
- Deductible options
- Emergency roadside assistance
- Transferability
- Ford backing
- Rental car reimbursement

FORD FLEET CUSTOMER SERVICE

Fleet Customer Information Center (FCIC):
1-800-34-FLEET (U.S.) • 1-800-668-5515 (CANADA)

Open 8:30 a.m. – 5:00 p.m. EST

The FCIC is dedicated to supporting Fleet Accounts by providing a single source to answer all of your Fleet-related questions.

Choose from the following selections:

- FIN Enrollment/Website (Option 1)
- Fleet Sales/Order-to-Delivery (Option 2)
- Rental (FRACS/LMCRS) (Option 4)

GENUINE FORD COLLISION REPLACEMENT PARTS

Dependability is crucial. To do your job, you depend on every piece of your equipment to function as it was designed. The same goes for your police unit, and if you're ever in an accident, you can depend on genuine Ford collision replacement parts: sheet metal, bumpers, and lights to help restore your vehicle to pre-accident condition. Genuine Ford collision parts are equal in quality, fit, and structural integrity to the original parts that came on your car because they are the same parts used in the production of new vehicles. Designed, engineered, and produced by Ford Motor Company to meet Federal Motor Vehicle Safety Standards. Cheap imitation parts can't make that claim. So don't settle for anything less dependable than genuine Ford collision replacement parts.

VEHICLE SPECIAL ORDER



Vehicle Special Order consists of a unique team of Sales, Engineering and Assembly Plant experts who are dedicated to providing you the special equipment and/or special paint options you require to grow your fleet business. VSO offers special options for the Police Interceptor. If you are looking for special equipment not currently offered, please contact your Ford Dealer to help determine whether or not your request is feasible. To find out how VSO can develop an option for you, please visit the fleet.ford.com website.

QUALITY FLEET CARE



Quality Fleet Care is a centralized billing service you can use to make a single monthly payment on behalf of your entire fleet for maintenance and repairs performed at participating Ford Dealers and Quick Lane Tire & Auto Centers. Over-the-counter part purchases at participating Ford Dealers can also be included. There is no enrollment fee, no per-vehicle fee and no administration fee for warranty-covered repairs. Plus, you preset your drivers' spending limits, which cannot be exceeded without your approval. Visit fleet.ford.com/qfc or call 1-800-367-3221 for more information.

HOW MUCH EQUIPMENT CAN YOU GET THIS YEAR WITH \$100,000?*



FordCredit

Commercial Lending Services

The Ford Credit Municipal Lease/Purchase Finance Program is a flexible funding method available to state and local governments to finance "essential use" equipment. This program can help you acquire needed vehicles at today's prices, while taking advantage of low, tax-exempt interest rates and avoiding large lump-sum expenditures.

LEARN MORE ABOUT IT:


- Contact your local Government Account Manager or your Ford Dealer's Commercial Account Manager
- Visit fordcredit.com/municipal
- Call 1-800-241-4199

BENEFITS:


- Maximize limited budget funds, as only the current year's lease payments are included in the operating budget
- Accumulate equity with each payment and realize ownership with a final payment of \$1 at lease end
- No down payment or security deposits are required

- Avoid the repercussions of a tax increase, or the expense and complexity of a bond issue to finance equipment acquisitions
- Optional Ford Extended Service Plans and vehicle accessories may be included in the amount financed; Ford Credit Municipal Finance handles all of the financial arrangements, offering highly competitive rates that provide lower payments
- Flexible payment schedules, including monthly, quarterly or annual payments, can be arranged to meet your financial requirements – consult your tax advisor to determine whether you qualify for tax-exempt financing

OPTION A – Purchase today in cash



OPTION B – Purchase with the Ford Credit Municipal Lease/Purchase Finance Program



*Based on the assumption that you could purchase 5 vehicles costing \$20,000 each with a payment of \$100,000 from your annual budget, or could lease/purchase 14 vehicles costing \$20,000 each for 3 years at 5.50%, resulting in annual APR payments of \$98,373. This is an example, and rates and prices are subject to change. Funding subject to approval by Ford Credit.

*2010 EPA-estimated 41 mpg city/36 hwy. Actual mileage will vary. Midsize class per R. L. Polk & Co. **Available on select series. Restrictions may apply. See your dealer for details.

POLICE ADVISORY BOARD MEMBERS

An industry first, this board is composed of 27 leading officials who help Ford refine current vehicles and develop future offerings. In addition to acting as a liaison and resource for law-enforcement agencies nationwide, the Police Advisory Board provides frank and direct feedback on the products, programs and policies of Ford. The advisory board's input on safety, reliability and durability is essential to Ford Fleet's resolute commitment to serving unique police operational needs. Please visit fleet.ford.com for additional information on the Police Advisory Board.



BRAD BERNHARDT
Kansas Highway Patrol
bbernhardt@khp.ks.gov
(785) 368-8701



JOHN BLACKWOOD
Seminole County Sheriff's Office
jblackwood@seminolesheriff.org
(407) 665-6592



BRAD BREWER
Vancouver Police Department
sgt1411@rogers.blackberry.net
(778) 839-1411



JEFF BROWNE
Arizona Department
of Public Safety
jbrowne@azdps.gov
(602) 223-2520



BETH CAMPBELL
Federal Bureau of Investigation
beth.campbell@ic.fbi.gov
(202) 324-4868



MARK CARON
Massachusetts State Police
mark.caron@pol.state.ma.us
(508) 820-2271



MAL CHIVERS
Ontario Provincial Police
mal.chivers@ontario.ca
(705) 329-7647



JACK GRAY
Village of Elk Grove
jgray@elkgrove.org
(847) 734-8080



DAVID HALLIDAY
Michigan State Police
hallidd@michigan.gov
(517) 322-1787



ED HANLON
Kansas Highway Patrol, Troop G
ehanlon@ksturnpike.com
(316) 682-4537, ext. 2352



JIM HANSON
Vernon County
Sheriff's Department
jhanson@vernoncounty.org
(608) 637-2123



DENNIS HARVEY
Sacramento Sheriff's Department
dharvey@sacsheriff.com
(916) 874-8440



GREG HESTER
Metropolitan Police Department, DC
greg.hester@dc.gov
(202) 576-5388



WILLIAM G. HOLLARS
Oklahoma Highway Patrol,
Department of Public Safety
bhollars@dps.state.ok.us
(405) 425-2302



BRUCE MACLEAN
Charles County Sheriff's Office
macleanb@ccso.us
(301) 609-6242



MICHAEL MCCANTS
Palm Beach County Sheriff's Office
mccantsm@pbso.org
(561) 688-3482



MIKE MCCLARY
Indianapolis Metropolitan
Police Department
X0032@indygo.org
(317) 327-5383



BRIAN MORAN
Los Angeles County
Sheriff's Department
bjmoran@lasd.org
(323) 881-3982



EARL NEWTON
Oklahoma City Police Department
earl.newton@okc.gov
(405) 297-1166



SCOTT RECTOR
New York State Police
srector@troopers.state.ny.us
(518) 457-5996



AL ROBINSON
Nevada Highway Patrol
arobinson@dps.state.nv.us
(775) 684-4468



ED SANOW
Law and Order Magazine
esanow@hendondpub.com
(800) 843-9764



TERRY SCISSONS
Royal Canadian Mounted Police
terry.scissons@rcmp-grc.gc.ca
(613) 993-3219



GEORGE SCHWARZ
City of Harrisburg Police
gschwarz@cityofhbg.com
(717) 236-4788



STEVE SHIPKOWSKI
City of San Diego
sshipkowski@sandiego.gov
(619) 527-6021



ANDREW TERPAK
City of Miami Beach
andrewterpak@miamibeachfl.gov
(305) 673-7000, ext. 3601



KEITH WILSON
Michigan State Police
wilsonkeith@michigan.gov
(517) 322-1789



FLEET

North American Fleet, Lease & Remarketing Operations

©2009 Ford Motor Company 10FLTPL
fleet.ford.com • 1-800-34-FLEET

Some features discussed may be optional. Vehicles shown may contain optional equipment. Features shown may be offered only in combination with other options or subject to additional ordering requirements or limitations. Dimensions shown may vary due to optional features and/or production variability. Information in this brochure was developed from Order Guides as of April 2009. Following publication of this catalog, certain changes in standard equipment, options and the like, or product delays may have occurred which would not be included in these pages. • Remember that even advanced technology cannot overcome the laws of physics. It's always possible to lose control of a vehicle due to inappropriate driver input for the conditions. For more information on AdvanceTrac with RSC, visit fleet.ford.com. • SOS hardware may become damaged or the battery may lose power in a crash, which could prevent operation. Not all crashes will activate an airbag or safety belt pretensioner. • Trailer Brake Controller verified to be compatible with electrically actuated drum brakes only. • Master Lock is a registered trademark of Master Lock Company LLC. • Garmin is a registered trademark of Garmin Ltd. • DeWALT is a registered trademark of DeWALT Industrial Tool Company. • Windows is a registered trademark of Microsoft Corporation. • For more information, visit fleet.ford.com. Ford Motor Company reserves the right to change product specifications at any time without incurring obligations. All comparisons based on 2009 competitive models.



Printed in USA. Please recycle.