

2019

Ascent

Accessories



Genuine Subaru Ascent Accessories

For life's even bigger everyday adventures.

Meet the 2019 Subaru Ascent. With three rows of flexible seating and expansive cargo space, our biggest Subaru ever is the perfect fit for your family. The Subaru Ascent is always ready for whatever your day requires. A full selection of Genuine Subaru Accessories let you tailor your Subaru Ascent so you can pursue your passions with those you care about most.

CONTENTS

| | |
|---------------------------------|-------|
| ■ Protection and Security | 3-8 |
| ■ Comfort and Convenience | 9-12 |
| ■ Lifestyle | 13-18 |
| ■ Style..... | 19-21 |
| ■ Audio / Media | 22 |



Peace of mind on any adventure.

Help keep your Subaru Ascent looking its best with Genuine Subaru Accessories. Designed to preserve and protect, you'll find everything you need to win the battle against crowded parking lots, rocky roads and harsh weather.



Severe Weather Companion

The Severe Weather Companion contains just about everything needed to handle an unexpected weather emergency while traveling. Included are items which help provide the basic necessities such as warmth, light, water, first aid, and the ability to signal for help; all packaged in a handy padded canvas carrying case.

SOA868V9501



Roadside Emergency Kit

The Genuine Subaru Roadside Emergency Kit contains a range of essential items to assist you in an automotive emergency. Including jumper cables, a reflective triangle, a first aid kit and more. The kit is designed to help keep you safe and dry – and get you on the road again. The components of the kit are packaged in a padded, embroidered carrying case.

SOA868V9510





Door Scuff Protector

Protects your doors from shoe scuffs and other scrapes when entering and exiting your vehicle. Texture matched to blend in with your Ascent door panel. Comes in a set of four.

J131SXC000

Battery Warmer

Warms vehicle's battery for easier starting in extremely cold weather. Plugs into a household electrical outlet.

J601SVA000



Engine Block Heater

Warms engine coolant to promote easier starting in extreme cold conditions. Plugs into a household electrical outlet.

A091SXC000



Wheel Locks – Alloy

Helps to deter theft of wheels and tires.

B321SFG000



Fog Light Kit

Casts a low and wide beam of light to enhance vision in inclement weather.

H451SXC000



All-Weather Floor Liners

Custom-fitted, high wall design floor liners help protect the vehicle carpet from accidental spills, snow, sand, mud, dirt and moisture. Four piece kit which includes second and third rows.

J501SXC030

Not intended for use on top of Carpeted Floor Mats.



Side Window Deflectors

Lets the fresh air in while helping to keep the weather out.

F001SXC000

May not be legal in all states. Please check the laws of your state.



Seat Cover – 2nd Row Bench

Keep your back seat tidy with the custom-fitted rear seat cover. Machine washable, water resistant and latch accessible – this seat cover is great for kids, pets and life on the go. Made with a polyester front and polyurethane coated back.

F411SXC000



Rear Bumper Protector Mat

Helps protect top surface of rear bumper when loading or unloading the cargo area.

E101EAJ500

Not compatible with the Cargo Tray.

Rear Seatback Protector

Provides additional protection to the rear seatbacks when lowering the seats to transport larger cargo. Use in conjunction with the Cargo Tray for optimal protection.

J501SXC110



Splash Guards

Helps protect vehicle paint finish from stones and road grime.
Set of four.

J101SXC000



Auto-Dimming Exterior Mirror with Approach Light

Enhance your Auto-Dimming Mirror experience by adding the Auto-Dimming Exterior Mirrors with Approach Light.* Open or unlock the doors with the keyless entry system and LED lights located behind the Subaru logo in each exterior mirror help to light the way. Light is cast down from all four doors and onto the ground next to and towards the rear of the vehicle. In darkness and when in traffic, the Auto-Dimming Exterior Mirrors help add to a safer driving experience by reducing headlight glare on the exterior mirrors. This occurs when excessive light is detected from the rear of the vehicle. The dimming level of the exterior mirrors is regulated by the level of light detected by the Auto-Dimming (Interior) Mirror.

J201SFL002

*Requires Auto-Dimming (Interior) Mirror.



Rear Bumper Cover

Helps protect the upper surface of the painted bumper from scratches and scuffs. The satin chrome finish also enhances the appearance of the Ascent.

E771SXC000



Door Edge Guards

Help protect your door edges from dings and chips with custom-fit, body color-matched, stainless steel Door Edge Guards. They help preserve the appearance of your Subaru while seamlessly blending into the door design.

- SOA801P040G6 (Abys Blue Pearl)**
- SOA801P040Q6 (Cinnamon Brown Pearl)**
- SOA801P040T1 (Crimson Red Pearl)**
- SOA801P040V3 (Crystal Black Silica)**
- SOA801P040W7 (Crystal White Pearl)**
- SOA801P040TR (Ice Silver Metallic)**
- SOA801P040M4 (Magnetite Gray Metallic)**
- SOA801P040G5 (Tungsten Metallic)**

Body Side Molding

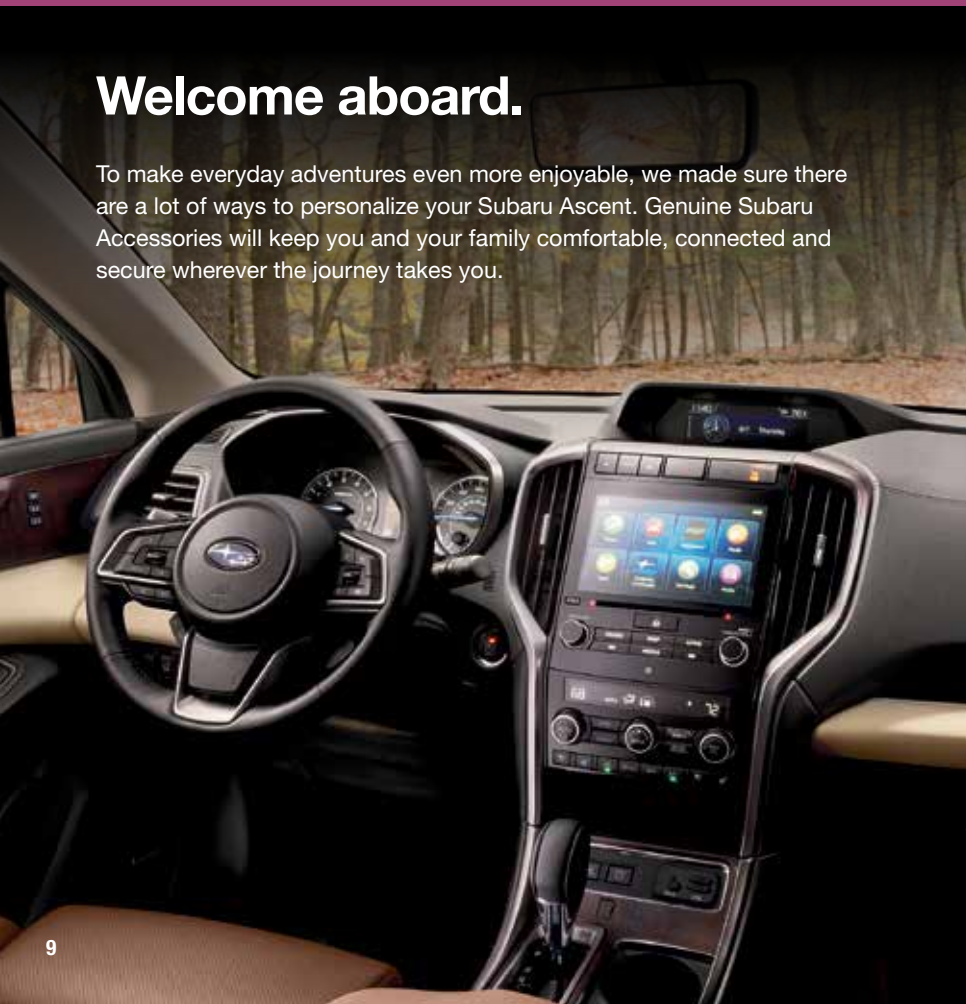
Attractive, color-matched moldings coordinate with the styling of the vehicle while helping to protect doors from unsightly dings.

- J101SXC200G6 (Abys Blue Pearl)**
- J101SXC200Q6 (Cinnamon Brown Pearl)**
- J101SXC200T1 (Crimson Red Pearl)**
- J101SXC200V3 (Crystal Black Silica)**
- J101SXC200W7 (Crystal White Pearl)**
- J101SXC200TR (Ice Silver Metallic)**
- J101SXC200M4 (Magnetite Gray Metallic)**
- J101SXC200G5 (Tungsten Metallic)**



Welcome aboard.

To make everyday adventures even more enjoyable, we made sure there are a lot of ways to personalize your Subaru Ascent. Genuine Subaru Accessories will keep you and your family comfortable, connected and secure wherever the journey takes you.



Ash Tray

Fits conveniently in the center console cup holder. Easily removed to empty contents.

92172AG040

Requires Ash Tray Holder.



Ash Tray Holder

Helps to give the ash tray accessory a snug fit in the center console cup holder.

F6010AG010



Remote Engine Starter

Allows vehicle to be started by pushing a button from the convenience of home or the office (up to 400 feet away depending on obstructions) so that the vehicle's interior temperature is more comfortable upon entry. The start/stop button blinks to confirm the engine has been started. Push Start works in conjunction with the Keyless Access and Start system and is an alternative for customers who do not wish to enroll in the STARLINK Safety Plus and Security Plus Package.

H001SXC100 (Key Start)

H001SXC000 (Push Start)



Cargo Organizer

Conveniently transport your outdoor gear or up to four grocery bags neatly in the back. Quickly collapses for easy storage when not in use.

SOA567T100



Cigarette Lighter

Replaces the power outlet in the center console stack.

H6710AL010



Cargo Tray

Helps protect the trunk area from sand, water, stains, dirt and other messes while providing a surface that helps reduce the shifting of cargo while driving.

J501SXC100



Cargo Net

Neatly holds cargo and prevents it from sliding while the vehicle is in motion. The Cargo Net can be used two ways: anchor it to the sides of the cargo area to help prevent shifting from front to back or lay it across the floor to help keep things from rolling around.

F551SXC000



Sunshade – 2nd Row

Keep your rear passengers comfortable with the 2nd Row Sunshade. When in use, these sunshades dull sun glare and reduce temperatures, as well as provide UV-A/B protection. Custom designed to function with all safety features and window operation.

F501SXC000



Sunshade – 3rd Row

For maximum sun protection, extend the use of sunshades to the 3rd row.

F501SXC020



Sunshade – Windshield

The foldable Sunshade offers a triple layer of protection to help reduce vehicle temperature up to 40 degrees. The Sunshade is custom-cut to fit properly, and includes a handy storage bag.

SOA3991920





Auto-Dimming Mirror with Compass

This upgraded auto-dimming mirror detects glare and darkens automatically to protect your vision, while featuring an 8-point digital compass.

H501SSG203



Auto-Dimming Mirror with Compass and HomeLink®

This upgraded auto-dimming mirror detects glare and darkens automatically to protect your vision, while featuring an 8-point digital compass. Three backlit HomeLink® buttons can be programmed to operate most garage doors, security gates, home lighting and more. Can also provide you with the last status of your garage door (open or closed) if programmed to a compatible opener featuring two-way communication.

H501SSG304

Cargo Cover

Keep items in the back out of sight with this fully retractable, maximum coverage compartment cover.

65550XC00AVH

Cargo Cover must be stored in rear compartment when Cargo Separator is in use.



Cargo Separator

Helps to separate cargo from the passenger area.

F551SXC100

Not for use with child seats requiring tether straps. Cannot be used with installed Cargo Cover. May be used separately. This product is not suitable for use with pets.



Live larger.

Pursue your passion wherever it leads. Genuine Subaru Accessories are designed to let you haul bikes, boards and more of the gear you need to do more of the things you love.



Crossbar Set – Aero

Increase your vehicle's cargo-carrying capabilities by adding a crossbar set. These aero-style crossbars may be used in conjunction with Genuine Subaru roof attachments and carriers. Consult vehicle owner's manual for total roof load limit.

SOA843X010

Aero Crossbars do not support the use of roof top tents.



Thule® Crossbar Set – Aero Extended

The aero extended crossbars offer an aerodynamic profile that helps to minimize wind noise. Quick and easy installation/removal, the crossbars provide a large surface area to mount multiple accessories. Compatible with Thule Genuine Subaru roof accessories. Consult vehicle owner's manual for total roof load limit.

SOA567X010

Thule Crossbars are suitable for use with roof top tents.





Thule® Cargo Carrier

The roof cargo carrier provides 13 cubic feet of lockable storage capacity and features dual-side opening for easier loading and unloading from either side of the vehicle. The low profile, aerodynamic design provides increased garage access without sacrificing box capacity and the Quick-Grip™ mounting system allows for an easy, tool-free installation and removal. Measures 65" L x 34.5" W x 16" H.*

SOA567C021

Thule® Cargo Carrier – Extended

The extended carrier provides 17 cubic feet of lockable storage capacity and features dual-side opening for easier loading and unloading from either side of the vehicle. The low profile, aerodynamic design provides increased garage access without sacrificing box capacity and the Quick-Grip™ mounting system allows for an easy, tool-free installation and removal. Measures 84" L x 34.5" W x 17" H.*

SOA567C030

Thule® Bike Carrier – Fork Mounted

The Fork Mounted Bike Carrier features a sliding rear wheel cradle that moves forward and backwards to securely fit most bikes with up to 2.6" wide tires. The low profile and lightweight aluminum tray is corrosion resistant to help withstand the elements. The ratcheting wheel strap quickly and easily secures the rear wheel. Integrated mounting clamps make it easy to install and switch between multiple (compatible) vehicles. Includes one lock to securely lock the bike to the carrier and the carrier to the vehicle.*

SOA567B010

Thule® Bike Wheel Holder

To be used in conjunction with the Bike Carrier – Fork Mounted, this accessory allows you to mount your bike's front wheel to the roof of your vehicle.*

SOA567B030



Thule® Bike Carrier – Roof Mounted

This bike carrier features self-adjusting jaws that automatically wrap around the downtube for precise frame hold and ratcheting straps that secure the front and rear wheels. Adjustable mounting clamps make it easy to install and switch between multiple (compatible) vehicles. Fits most 20" to 29" wheel bikes with tires up to 2.6" wide. Includes one lock to securely lock the bike to the carrier and the carrier to the vehicle.*

SOA567B020



Trailer Hitch

Subaru hitches are engineered and crash tested to meet the same rigorous safety standards as the rest of the Ascent. Rated at 500 lbs. tongue weight, 5,000 lbs. maximum towing capacity, with base models rated at 200 lbs. tongue weight and 2,000 lbs. maximum towing capacity.

L101SXC002

Hitch ball not included. Trailer brakes may be needed.



Thule® Portable Step

Get the extra height you need to easily access all of your rooftop Lifestyle Accessories with the convenience of the Thule® Portable Step. Constructed of heavy duty steel; rubber bumpers are included to help prevent wheel scrapes and scuffs. This step conveniently folds into a carrying bag for easy storage.

SOA567W010

Thule® Paddleboard Carrier

The telescoping design of this stand-up paddleboard (SUP) carrier provides a custom fit for boards up to 34" wide and can hold up to two boards. Heavy-duty, steel reinforced webbing provides security, while the soft, weather resistant padding helps to protect your boards during transit.*

SOA567P010



Thule® Heavy-Duty Roof Cargo Basket

The heavy-duty roof cargo basket provides additional storage space with easy access to gear of all shapes and sizes. The low profile design and tapered side walls allow for easy loading and unloading. Includes a black stretch net with hooks and custom fairing to help deflect wind. Measures 50.25" L x 41" W x 6" H.*

SOA567C011





Thule® Ski and Snowboard Carrier

This carrier can hold up to six pairs of skis or four snowboards securely with ultra-soft rubber arms that grip without scratching surfaces. It features a 30" wide loading platform and includes four locks to securely lock skis and/or snowboards to the carrier and the carrier to the vehicle.*

SOA567S010



Thule® Kayak Carrier

Steel design and adjustable padding helps protect your kayak and the wide mouth profile offers easier loading and unloading. The J-style carrier folds down when not in use for increased overhead clearance and improved fuel economy. Cradles and securely transports one kayak up to 36" wide and up to 75 lbs. Includes straps and tie downs for transporting.*

SOA567K010



J-style carrier folds down when not in use.

Thule® Bike Carrier – Hitch Mounted (2-bikes)

This lightweight aluminum rack is nearly half the weight of most hitch racks, for easy handling, installation and removal. The anti-sway cages prevent bike-to-bike and bike-to-vehicle contact and help absorb road shock for frame protection. The carrier is unique to Subaru and designed to properly attach to the Subaru Genuine Trailer Hitch. Arms fold down when not in use, and rack pivots backwards for rear of vehicle access. Integrated locking cable and locking hitch pin lock the bike to the carrier and carrier to the vehicle. Requires a 2" adapter.



SOA567B041

SOA567H010 (2" Adapter)

Requires Trailer Hitch.

To avoid blocking taillights, use only roof mounted bike carriers to transport bikes with solid disc wheels. Before installing this carrier, please check the laws of your state regarding license plate visibility.



Thule® Bike Carrier – Hitch Mounted (4-bikes)

This aluminum rack is designed for easy handling, installation and removal. The anti-sway cages prevent bike-to-bike and bike-to-vehicle contact and help absorb road shock for frame protection. The carrier is unique to Subaru and designed to properly attach to the 2" Subaru Genuine Trailer Hitch only. Arms fold down and tongue assembly folds up when not in use for easy storage. Rack pivots backwards for access to rear of vehicle. Integrated locking cable and locking hitch pin lock the bikes to the carrier and carrier to the vehicle.

SOA567B050

Requires Trailer Hitch.

To avoid blocking taillights, use only roof mounted bike carriers to transport bikes with solid disc wheels. Before installing this carrier, please check the laws of your state regarding license plate visibility.



The elements of style.

The Subaru Ascent really is the perfect fit for you and your family. Now, you can personalize it with Genuine Subaru Accessories. From shift knobs to side sill plates, making a style statement has never been easier. Or more fun.



Bumper Under Guard – Front

Adds a rugged styling accent to the Ascent.

E551SXC020



Key Chain

Made from 1/8-inch thick 304 stainless steel, with a brushed finish and permanent black laser etched graphics.

SOA342L162

Key Chain – Carbon Fiber

Carbon fiber composite and stainless steel key chain with leather strap and universal split ring.

SOA342L155



Valve Stem Caps

Add a finishing touch to your Subaru. These caps feature the Subaru star cluster and an “O” ring seal to help keep the valve orifices clean.

SOA342L137



License Plate Bracket – Front

Stainless steel with black powder coated finish. Includes mounting hardware.

SOA342L120





Leather Shift Knob – CVT

Add a stylish touch with the leather-trimmed shift knob.

35160AL00A

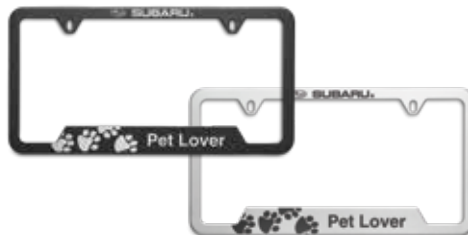


LED Upgrade – Map and Reading Lights

Upgrade your interior map and reading lights with our new LED upgrade accessory. The upgrade offers brighter, whiter and crisper interior lighting of the map and reading lights than the standard equipment lighting.

H461SXC110 (4-Bulb Kit, Base model only)

H461SXC100 (6-Bulb Kit)



License Plate Frames – Pet Lover

At Subaru, pets are part of the family. Share your love for your furry, scaly or feathered friends with our new Pet Lover license plate frame. Subaru Pet Lover frames are manufactured from heavy-gauge 304 stainless steel that will not rust or corrode, and come in either matte black or polished stainless steel.

SOA342L165 (Matte Black)

SOA342L166 (Stainless Steel)

License Plate Frames – Adventure Seeker

You pick the adventure, your Subaru will get you there. Our new Adventure Seeker license plate frame is for the explorer. Frames are manufactured from heavy-gauge 304 stainless steel that will not rust or corrode, and come in either matte black or polished stainless steel.

SOA342L163 (Matte Black)

SOA342L164 (Stainless Steel)






Footwell Illumination Kit

Casts a soft blue glow onto the front floor area.

H461SXC000

License Plate Frames – Slim Line

Manufactured from heavy-gauge 304 stainless steel that will not rust or corrode, and come in either matte black, stainless steel or carbon fiber. The carbon fiber license plate frame is handmade with thick resin-impregnated carbon fiber cloth and is finished in a UV resistant clear coat. Kit includes hardware hider caps.



SOA342L104 (Stainless Steel)

SOA342L105 (Matte Black)

SOA342L142 (Carbon Fiber)



License Plate Frame (Subaru)

Frame displays the Subaru logo in UV resistant polyurethane and comes in a stainless steel finish.

SOA342L127



License Plate Frames – Slim Line (Subaru)

Manufactured from heavy-gauge 304 stainless steel that will not rust or corrode. Available in polished stainless steel or matte black finish with Subaru logo. Kit includes hardware hider caps.

SOA342L152 (Stainless Steel)

SOA342L153 (Matte Black)



Side Sill Plates

Metallic finished panels add some protection and dress up the sill plates of the Ascend. Set of four.

E101SXC000



Hearing is believing.

Enhance your audio experience with Genuine Subaru Accessories. The highs are higher. The lows lower. Everyday journeys never sounded better.

Rockford Fosgate® Audio Upgrade

Enhance your Ascent audio system to a new level of sound quality so you not only hear the music, but feel it. The Rockford Fosgate® Audio Upgrade consists of an amplifier, upgraded speakers and an integrated digital signal processor tuned to align the system to the listener's preference.

H630SXC001

Excludes Harman Kardon® models.



SUBARU STARLINK™ Entertainment Anywhere Kit

The STARLINK™ Entertainment Anywhere package can be enjoyed in the back seat of your Ascent or wherever else your travels take you. Kit includes two Apple® iPad® 32GB Wi-Fi models, two Harman Kardon® Bluetooth Headphones and two OtterBox® Defender Series™ cases.

Please see your local retailer for details on how to purchase. Components of the Entertainment Anywhere Kits are not Genuine Subaru Accessories and are not covered under any Subaru limited warranties. Any service or warranties on those components are extended by their individual manufacturers. All sales are final. No returns will be accepted. Headphones shown are prototype.

USB Charging Ports

Supply power to the third row with two additional USB ports. Capable of 2.1 amps for the fast charging of most personal electronics.

H671SXC000





Subaru and Ascent are registered trademarks.
STARLINK is a trademark.
Apple and iPad are registered trademarks of Apple Inc.
Harman Kardon is a trademark of Harman International Industries, Inc.
HomeLink is a trademark of Gentex Corp.
Rockford Fosgate is a registered trademark of Rockford Corp.
The OtterBox name and OtterBox trademarks are the property of Otter Products, LLC, registered in the U.S. and other countries.
Thule and Quick-Grip are registered trademarks of the Thule Group.
*Roof accessories require Crosbar Set.
Consult vehicle owner's manual for total roof load limit.

©2018 Subaru of America, Inc. Printed in U.S.A. **MSA6A1803**



Subaru of America reserves the right to change or withdraw accessories at any time without prior notice and without incurring the obligation to make changes to any accessories previously sold.
All images are representative.