



2020  
**2500**  
**3500**  
HEAVY DUTY



**RAM**

# 2020 RAM HEAVY DUTY

AMERICA'S LONGEST LASTING  
HEAVY-DUTY PICKUPS<sup>1\*</sup>



**MOTORTREND**  
TRUCK OF THE YEAR **2020** 

*PURE CAPABILITY* **AT YOUR SERVICE**

\*All disclosures can be found on the last page.





# PULL

RAM 3500: AVAILABLE DIESEL TORQUE  
UP TO 1,000 LB-FT

RAM 3500: AVAILABLE DIESEL TOWING  
UP TO 35,100 LB<sup>2</sup>





# HAUL

RAM 3500: GAS PAYLOAD  
UP TO 7,680 LB<sup>2</sup>





# TECHNOLOGY

LARGEST AVAILABLE RADIO TOUCHSCREEN IN ITS CLASS: 12 INCHES<sup>3</sup>





LUXURY  
SPACE. COMFORT. TECHNOLOGY.



2020 RAM HEAVY DUTY: *BUILT TO* **SERVE.**







*DIESEL TORQUE  
GETS IT DONE.*



# UNSTOPPABLE

## 400<sub>HP</sub> 1,000<sub>LB-FT</sub> OF TORQUE

**AVAILABLE 6.7L CUMMINS® HIGH OUTPUT TURBO DIESEL.** Choosing a Ram Heavy Duty pickup gives you some outstanding choices—including the iconic Cummins High Output with its huge available diesel torque—it's up to 1,000 lb-ft on Ram 3500. Paired with the AISIN® 6-speed automatic—a transmission that easily handles this superb level of torque—this is a powertrain that delivers it all: outstanding and quiet performance, ultra-confident towing on highways and over mountains, and effortless cold-start ability.

**THE AISIN AUTOMATIC.** Ram 3500 Heavy Duty models equipped with the 1,000-lb-ft 6.7L Cummins High Output Turbo Diesel employ the AISIN AS69RC electronically controlled automatic. This transmission is engineered to handle the colossal torque of the turbo diesel engine and stout vehicle weight ratings while delivering seamless shift quality. The AISIN uses a sophisticated transmission controller with a state-of-the-art dual-core processor for fast and precise shifts under all driving and loaded conditions. Durability and capability are ensured by a robust ring gear, large thrust bearing and vigorous heat treatment for select components. A dynamic damper for the torque converter and hard finishing of the number-one pinion gear help minimize Noise, Vibration and Harshness (NVH).





**BEST-IN-CLASS STANDARD  
GAS HORSEPOWER.<sup>3</sup>**



# LEGENDARY

## 410<sub>HP</sub> 429<sub>LB-FT</sub> OF TORQUE

**THE 6.4L HEMI® V8 WITH VCT AND MDS.** Long-proven and capable over the long run, the 6.4L HEMI V8 credentials start with what counts: best-in-class standard gas horsepower<sup>3</sup> for impressive towing backed with formidable payload figures. Assets here include Variable Cam Timing (VCT) for consistent power across a wide torque band, Multi-Displacement System (MDS)/Fuel Saver Technology, which delivers 4-cylinder efficiencies during highway cruising, along with the interactive Deceleration Fuel Shut-Off (iDFS0) feature. The 6.4L HEMI V8 is power, performance and efficiency that won't let you down.

**THE ZF 8HP75 8-SPEED AUTOMATIC.** The 6.4L HEMI V8 comes mated to the smooth-shifting TorqueFlite® 8HP75 8-speed automatic. There are more than 40 individual shift maps to refine shift points for optimal efficiency, performance and drivability. The transmission uses shift-by-wire technology, eliminating a mechanical linkage between the transmission and the gear selector. Ram Heavy Duty uses an innovative rotary shifter mounted on the left side of the instrument panel's center stack—in Black or Satin Chrome, depending on trim level.

FORTIFIED BACKBONE. RESILIENT STEEL FRAME. TOUGH CROSSMEMBERS. FORMIDABLE BRAKES.

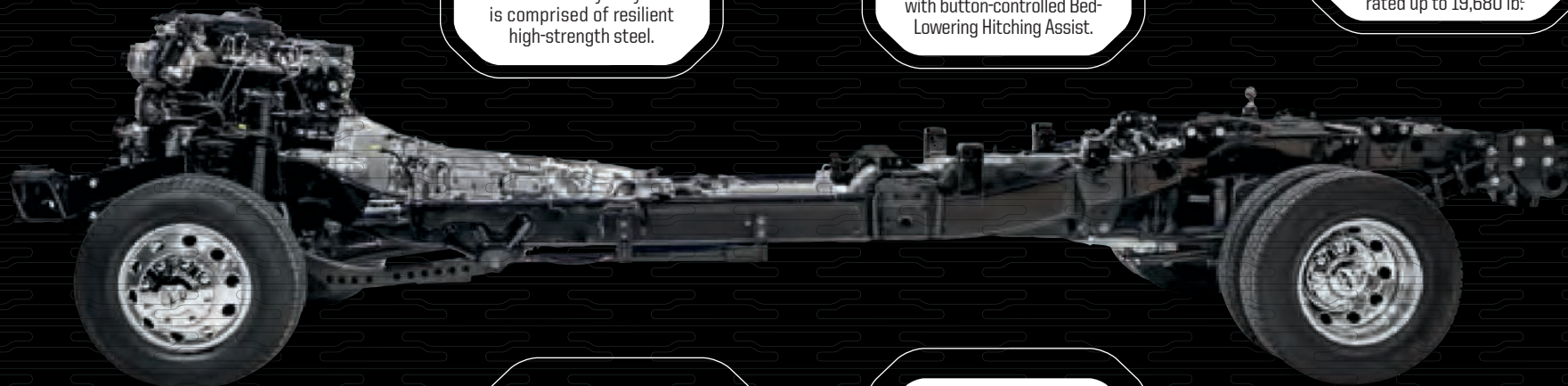
## RAM HEAVY DUTY: STRENGTH THAT ENDURES.

The available Cummins® High Output Turbo Diesel gives Ram 3500 Heavy Duty stellar trailering capability: up to 35,100 lb<sup>2</sup>.

Durability is built into every Ram pickup. 98.5% of the Ram Heavy Duty frame is comprised of resilient high-strength steel.

Available for Ram Heavy Duty is the innovative and class-exclusive Auto-Level Rear Air Suspension<sup>3</sup> with button-controlled Bed-Lowering Hitching Assist.

Conventional hitch capability for a Ram 3500 pickup is up to a jaw-dropping 23,000 lb<sup>2</sup>. For 2500, capability is rated up to 19,680 lb<sup>2</sup>.



On 4x4 pickup models, a 9.25-inch front axle features durable pinion seals; a refined axle housing helps with Noise, Vibration and Harshness (NVH) levels.

Toughness is engineered in. Count on robust 63,000-psi steel for the crucial engine crossmember.

The tuned suspension on Ram 2500 includes Frequency Response Damping (FRD) shocks and tough, progressive-rate coil springs.

The towing and brake-system hardware features solid components to manage the big max payload and tow ratings.

**BUILT FROM THE GROUND UP FOR HEAVY-DUTY ASSIGNMENTS.** Strength that endures doesn't mean merely one thing. In a Ram Heavy Duty, it means everything.

These pickups are designed and built to do it all. Carry substantial payloads confidently and securely. Haul heavy trailers up and down mountains without taking an extra breath. Supply you with exceptional capability for massive towing—

ably reflected in the fully integrated rear-axle structural crossmember for fifth-wheel and gooseneck hitches.


Above all, it means combining the technology of capability with remarkable comfort for the ride. It all comes together with strength and style—in the Ram Heavy Duty 2500/3500 pickups.



RAM HEAVY DUTY HELPS YOU MASTER TOWING.

# TOWING WITH CONFIDENCE.

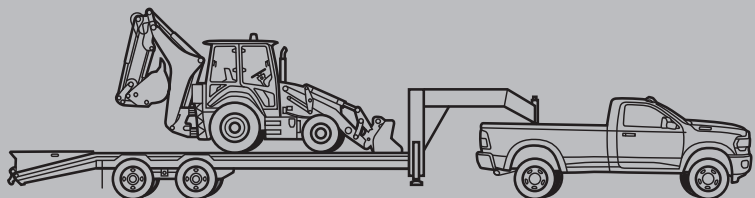
INSIDE AND OUT, AVAILABLE RAM TECHNOLOGY MAKES TOWING A BREEZE.



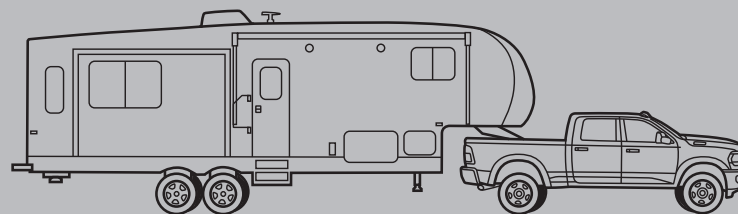


# TOWING. READY, WILLING AND CAPABLE.

**THE MAX TOW PACKAGE MAKES IT ALL HAPPEN.** This available comprehensive towing package includes the 30K Fifth-Wheel Hitch, the Fifth-Wheel/Gooseneck Prep Group, Rear Auto-Level Air Suspension, Cargo-View Camera,<sup>4</sup> Trailer Brake Controller, Daytime Running Lamps and DOT Safety Kit. The numbers: up to 30,000-lb<sup>2</sup> towing for fifth-wheel applications, and up to 35,100 lb<sup>2</sup> with a gooseneck.



**TOWING WITH A GOOSENECK?** Count on capability that makes using this available system fast and facile. Included in the Fifth-Wheel/Gooseneck Prep Group are all gooseneck bolt plates and center castings, 4-/7-pin trailer connector and a rear in-bed integrated 7-pin connector or 7-/12-pin connector if equipped with the Auxiliary Camera Prep Group.



**IMPRESSIVE FIFTH-WHEEL TOWING** capability comes from the fully integrated rear-axle crossmember on all frames. Available fifth-wheel hitch mounting hardware is integrated into the production box floor—and includes fifth-wheel pucks.



## SAFETY AND SECURITY.

**YOU TOW. USE CAPABILITY AND SAFETY AND SECURITY TOGETHER.** Heavy-duty towing tasks require heavy-duty thinking—and your Ram Heavy Duty delivers at every turn. Available Adaptive Cruise Control with Stop (ACC Stop)<sup>5</sup> and Full-Speed Forward Collision Warning Plus (FSFCW+)<sup>6</sup> work with fully loaded trailers—and join a wealth of additional technologies.

With available LaneSense<sup>®</sup> Lane Departure Warning Plus (LDW+),<sup>7</sup> your Ram Heavy Duty can literally read the road, using a forward radar/camera module mounted in the windshield to identify road lines and determine vehicle position. Available Blind Spot Monitoring<sup>8</sup> with Rear Cross-Path Detection<sup>4</sup> strengthens our support—because it's all about keeping you in the know.


# BLIND SPOT MONITORING: TRUCK AND TRAILER.

(Conventional trailers only; not compatible with gooseneck or 5th-wheel trailers.)

**AVAILABLE ACC STOP<sup>5</sup> AND FSFCW+<sup>6</sup> WORK WITH LOADED TRAILERS UP TO 35,100 LB.<sup>2</sup>**

**AVAILABLE FULL-SPEED FORWARD COLLISION WARNING PLUS.<sup>6</sup>** This system notifies the driver through multiple warnings when the vehicle gets too close to a preceding vehicle. If the driver isn't braking enough, Auto Emergency Braking automatically takes over, dramatically increasing braking when over 31 mph and even coming to a full stop if traveling under 31 mph. Both ACC Stop<sup>5</sup> and FSFCW+<sup>6</sup> work with attached trailers and will engage the trailer brakes.

**AVAILABLE PARKSENSE<sup>®</sup> FRONT AND REAR PARK ASSIST.<sup>9</sup>** Integrated sensors discreetly positioned in the front bumper and rear bumper valence use ultrasonic waves to determine the relative distance to objects in front or in back of your pickup. If an obstacle is detected when backing up or moving forward during parking maneuvers, visual and audio signals inform the driver. SRW pickups have four rear sensors; 3500 DRW pickups with the class-exclusive dual-rear-wheel backup sensors<sup>3</sup> get an additional sensor on each side of the rear valence to help detect the area behind the added width of the dually fenders.



**AVAILABLE ADAPTIVE CRUISE CONTROL WITH STOP.<sup>5</sup>** ACC Stop<sup>5</sup> greatly increases the value and comfort of cruise control. The system maintains the set speed in clear lanes but will adjust to a safe (and driver-selected) speed in slower traffic—and it can even momentarily stop the vehicle.



# THIS LEVEL OF TECHNOLOGY SETS THE BENCHMARK: THE AVAILABLE REAR AUTO-LEVEL AIR SUSPENSION



## IDEAL CONTROL FOR TOWING AND HAULING.

**AVAILABLE: THE CLASS-EXCLUSIVE REAR AUTO-LEVEL AIR SUSPENSION<sup>3</sup>** With engineering specific to each weight class, the available Rear Auto-Level Air Suspension System features a self-leveling Payload Mode, a Trailer-Tow Mode that keeps an even rake between trailer and truck, and a Bed-Lowering Mode to make trailer hookups easier than ever. The unique standard suspensions for Ram 2500/3500 are described at right.



**RAM 2500.** The class-exclusive rear link coil suspension<sup>3</sup> is enhanced with smart tuning dynamics for an impressive ride. This pickup features Frequency Response Damping (FRD) shock absorbers, progressive-rate coil springs and a refined bushing set.

**RAM 3500.** Huge towing and payload tasks warrant appropriate technology to get them done. Here, our standard rear leaf-spring suspension continues to use two-stage longitudinal leaf springs, while the bushings serve to enhance durability and increase strength.



## HEAVY-DUTY SOLUTIONS: A WEALTH OF INFORMATION AT YOUR FINGERTIPS.

**RECONFIGURABLE AVAILABLE DRIVER INFORMATION DISPLAY.** Short and sweet: it's all right here. With a glance, you're kept informed of what's going on with your Ram Heavy Duty. Like dozens of mechanical functions. Status of the available Blind Spot Monitoring System.<sup>8</sup> Real-time tire pressures. And most notably, data that's critical when trailering—like the settings of the available Trailer Brake Controller and whether you should modify them. It's all easily accomplished by the settings and controls on the center stack.



## TOWING WITH RAM TRUCKS: ENJOY THE VIEWS.

**FULL-TIME MONITORING OF YOUR TRAILER AND CARGO—IN REAL TIME.** A Ram truck delivers outstanding towing technology options. It starts with the largest available radio touchscreen in its class—12 inches<sup>3</sup>—that delivers views of both sides of your trailer—plus a virtual view of your truck from above. Add rear views

of your cargo area and the terrain beyond—a real asset to accompany your Fifth-Wheel/Gooseneck Prep Group. Finally, active guidelines that move in tandem with turns of your steering wheel for pinpoint accuracy when backing up to a hitch.



**TRAILER REVERSE GUIDANCE VIEW<sup>4</sup>**, shown above, provides a single-screen view of both sides of the trailer and helps drivers more safely tow, park and maneuver long or short setups. The system stitches together select screens for simultaneous views of each trailer side; on-screen buttons give the driver left/right panning ability to better frame the trailer in the image. It's ideal for tight garages and parking spaces, and delivers faster, safer and more efficient operation. No active lines are provided.





**THE AVAILABLE 360° SURROUND-VIEW CAMERA SYSTEM:<sup>4</sup>** Shown at left: cameras in strategic locations all around the truck provide a “stitched-together” view from above the surroundings, giving the driver a complete view when parking and when preparing to load, unload, or hook up a trailer. Camera locations are inside the front grille, in the outside mirrors and in the tailgate handle.



**THE AVAILABLE CARGO-VIEW CAMERA:<sup>4</sup>** Located in the Center High-Mount Stop Light (commonly called the CHMSL), this camera displays on the center-stack screen a high-perspective view of the bed of the vehicle. Benefits include a zoom feature and views of the box cargo, aftermarket upfit equipment or in-box hitch status—like available fifth-wheel or gooseneck applications.



**THE PARKVIEW® REAR BACK-UP CAMERA:<sup>4</sup>** Integrated into the tailgate handle, the ParkView Camera<sup>4</sup> projects a high-resolution image with zoom onto the center-stack display when in Reverse. The display features selectable static or dynamic grid lines with a center line; when in Dynamic setting, the grid lines adjust to become Reverse guide paths as the steering wheel is turned.



**AVAILABLE AUXILIARY CAMERA TECHNOLOGY:<sup>4</sup>** The Auxiliary Camera System<sup>4</sup> enables you to customize its position on your trailer, as shown in the inset here. The large image above is the wider-angle view, displayed on the full-color center-stack screen. This Authentic Accessory by Mopar<sup>®</sup> delivers expansive viewing capability, with enough wiring to handle trailers up to 40 feet. Zoom feature is included.

INVALUABLE FEATURES FOR HAULING, STORING AND WORKING.

# SERIOUS ABOUT WORK.

## CLASS-EXCLUSIVE AVAILABLE REAR AUTO-LEVEL AIR SUSPENSION<sup>3</sup>

For balanced payload  
and towing control.

## KEY FOB

Available features let  
you control all door locks and  
RamBox System locks and  
release the tailgate. The fob  
even features the convenient  
available Remote Start!<sup>10</sup>



## CLASS-EXCLUSIVE: AVAILABLE RAMBOX® SYSTEM<sup>3</sup>

Bins feature abundant  
storage with helpful  
illumination inside. (Details  
on the next two pages.)

## POWER OUTLET

Charge it all with a 115-volt,  
400-watt outlet, located in  
the driver's-side bin of the  
available RamBox System.

## AVAILABLE RAMBOX UTILITY GROUP

Includes side rails with  
adjustable cleats and a  
cargo box divider.

## STEEL BED

Huge box, zero compromises.  
This bed puts high-strength  
steel to work where it's  
needed—in back, when  
you're hauling big loads.

## AVAILABLE SPRAY-IN BEDLINER

Finished at the factory, the  
spray-in bedliner helps  
protect your Ram pickup for  
the durability you expect.



## THE AVAILABLE CLASS-EXCLUSIVE RAMBOX® CARGO MANAGEMENT SYSTEM.<sup>3</sup>

### OUT-OF-THE-BOX THINKING RESULTS IN NEXT-LEVEL CARGO MANAGEMENT AT ITS BEST.

A Ram Heavy Duty takes on any challenge, including finding smarter, more efficient ways to handle cargo. Alongside the abundance of conventional cargo bed volume and numerous in-cab storage compartments are the available RamBox Cargo Management System and RamBox Utility Group. Looking for multiple solutions in a single pickup? The real-world capability of Ram Heavy Duty puts these drainable, lockable and illuminated bins—one with a welcome power outlet—at your service.



**115-VOLT POWER OUTLET.** Conveniently located on the inside wall of the driver's-side RamBox System bin, it's just the power you need for work or recreation.

THIS IS SMART CARGO MANAGEMENT.

## STORAGE SOLUTIONS WITH ADDED CONVENIENCE.



**STANDARD SHEETS FIT.** Opting for the unconventional—the versatile, available RamBox® System—still gives you totally conventional cargo-carrying capability. Standard 4x8-foot sheets of building materials readily load into all bed sizes.



**BED STEP.** The available foot-actuated Mopar® Bed Step eases access to the bed and hides out of sight when not in use. Available as a factory-installed option or as a stand-alone Mopar Accessory.



**TAILGATE TECHNOLOGY.** With or without the RamBox System, there's an available damped tailgate that opens more slowly and closes with less effort. The tailgate also features an available power-release function; open it with the key fob button or via the in-cabin control on the overhead console.



**IN-BED LED LIGHTING.** Controlled by a switch or a key fob button, these available side cargo-bed lights let you load anytime and with no adjustment to a tonneau cover (if so equipped).



**MANAGE YOUR CARGO.** The available RamBox Utility Group enhances capability and hauling with a stowable bed divider to help keep items of cargo separate, and includes an upper rail system with adjustable cleats to further help secure your cargo.



## ONE SYSTEM. ULTIMATE TECH CAPABILITY.

Customize the display to best serve your needs. Intuitive Uconnect® touchscreens let you communicate, navigate and stay entertained. Available features include:

((SiriusXM®))

### SIRIUSXM® RADIO:<sup>11</sup>

Listen to music, talk shows and sports. Access all genres, favorite artists, winning teams—all the time—with SiriusXM Radio,<sup>11</sup> including a one-year trial subscription.

**SIRIUSXM WITH 360L<sup>11</sup>** delivers more content and variety, along with a personalized experience that is tailored to your listening habits.

**SPEAK UP** and be heard, all while driving safely with hands-free phone capability.<sup>12</sup>

**NAVIGATE** to every adventure; get turn-by-turn directions so you don't get lost on the way (unless you want to).

**UTILIZE** Remote Services<sup>13</sup> from almost anywhere using your smartphone with SiriusXM Guardian<sup>TM14</sup> and the Uconnect App.

**DISCOVER** new places and the best shopping, entertainment and restaurants from the Uconnect smartphone app, then easily send the address to your vehicle.

**CONNECT** with speed; expand your options by turning your truck into an on-demand WiFi Hotspot<sup>15</sup> with rapid 4G LTE WiFi.<sup>15</sup>

**KEEP** informed; receive weather and traffic reports with a five-year trial subscription to SiriusXM Travel Link<sup>11,16</sup> and SiriusXM Traffic Plus.<sup>11</sup>

### APPLE CARPLAY<sup>17</sup> SUPPORT.

This is smart iPhone® integration, so you'll experience some of your favorite features through your dashboard. With Siri,<sup>18</sup> all you have to do is ask—catch up on calls and messages, get directions from Apple Maps or request a song through Apple Music.® The system lets you browse music or discover nearby gas stations, parking, restaurants and more. Plus, Maps helps predict where you're headed. Apple CarPlay integration for your iPhone shown above, top right.

android  
auto

### ANDROID AUTO<sup>TM19</sup> INTEGRATION.

For those who know and love Android,<sup>TM</sup> Android Auto brings some of your favorite smartphone apps into one place, making it easy for drivers to access their favorite navigation, media, and communication apps on the road while minimizing the distractions. Stay focused on the road while you plan your day with the Google Assistant, get voice-guided navigation with Google Maps, and listen to your favorite songs on Google Play Music.

### PERSONALIZED STATIONS POWERED BY PANDORA.®

Available on Ram trucks with SiriusXM 360L<sup>11</sup>; with the available Uconnect 12-inch touchscreen, you can create your own artist-based, ad-free music stations. Curate your playlists, skip songs and give a thumbs-up.



SiriusXM  
GUARDIAN

SiriusXM  
TRAFFIC PLUS  
SiriusXM  
TRAVEL LINK

Works with  
Apple CarPlay



## THIS WORKHORSE *KNOWS HOW TO PLAY.*

**WE DON'T TAKE YOUR ENJOYMENT LIGHTLY.** Count on technology and audio on par with the best. At your fingertips: hundreds of available radio stations, including satellite. Charging ports. State-of-the-art controls for comfort. A reconfigurable center console on select models. Exceptional audio—balanced by silence: Active Noise Cancellation technology cancels unwanted sound with opposite-tuned frequencies via the sound system. For sound and silence, Ram Heavy Duty is the way to go.



**FULL-COLOR CONTROL AT YOUR FINGERTIPS.** Control it, with the available reconfigurable and largest-in-class 12-inch Uconnect® touchscreen<sup>3</sup>. Featuring a one-touch, customizable Home Screen, multi-touch gesturing and split-screen adaptability, it's even better with the available SiriusXM® 360L<sup>11</sup>—shown above—a groundbreaking next-generation platform, delivering more SiriusXM channels and variety to the vehicle by delivering content via both satellite and streaming. It gives the user more choices at their fingertips and allows for a more personalized "lean back" experience as SiriusXM serves content recommendations based on your listening preferences. Drivers and their passengers will find it easier to discover more of what SiriusXM offers, including exclusive SiriusXM On Demand programming. And now you can create your own ad-free music stations based on the artists you're listening to. On the available 12-inch Uconnect touchscreen, subscribers can then give songs a thumbs-up or thumbs-down within the SiriusXM service, or even skip songs, to create their own personal channel that plays more of what they want. We put the most amazing content in front of you, and you're in the driver's seat.



**INTUITIVE CHARGING.** The front of the center console houses an auxiliary input and two sets of USB connections (Type-A/C pairs). There is also a phone shelf to hold smartphones with an optional integrated wireless charging pad.



**EASY-ACCESS CONNECTIVITY.** Rear-seat passengers are also treated to multiple amenities, with two available USB connection points (Type-A/C pairs) and a 115-volt, 400-watt outlet conveniently located on the rear of the center console. The two-cup-holder space also offers the ability to mount a tablet for rear-seat viewing.



**THE HARMAN KARDON® ALTERNATIVE.** A premium pickup warrants a premium sound system. Our partners at Harman Kardon come through, with an available 750-watt audio system that features the highest number of speakers in the segment<sup>3</sup>: 17 strategically located speakers, including a subwoofer, that deliver balanced sound the way it's meant to be heard.





OPEN *FOR BUSINESS.*

# LIMITED

**TOP-OF-THE-LINE APPEARANCE, TOP-TIER CAPABILITY.** It's everything a luxury truck should be—and you know it the moment you see it. In single- or dual-rear-wheel (SRW/DRW) configurations, Ram Limited broadcasts street cred with sophisticated authority. Distinct Limited grille. Chrome bodyside molding. RamBox® Cargo Management System (standard on SRW models with 6' 4" box). All riding on huge 20-inch polished aluminum wheels with chrome pockets, or 17-inch polished aluminum wheels on DRW models. Shown below with available body-color bumpers and other optional equipment.








## LIMITED. REFINEMENT, FURTHER REFINED.

**OF COURSE IT'S SOPHISTICATED.** A Ram Limited interior stands apart. In your choice of all-Black leather seating (shown above) or Indigo/Light Frost Beige (shown at right), you'll enjoy a Limited-specific instrument cluster, the highest Uconnect® system, a wireless charging pad, heated outboard rear seats, and unique wood and aluminum accents. A beautiful option: the Limited Level I Equipment Group, with Surround-View Camera System with Trailer Reverse Guidance,<sup>4</sup> Full-Speed Forward Collision Warning Plus,<sup>6</sup> Adaptive Cruise Control with Stop,<sup>5</sup> Cargo-View Camera<sup>4</sup> and premium Harman Kardon® 17-speaker Surround Sound system.



**RAM MEGA CAB®. SERIOUSLY INTELLIGENT SEATING.** To see how Ram Heavy Duty stands out, just take a seat in a Mega Cab. In addition to the available class-exclusive reclining rear seat<sup>3,20</sup> is an available and class-exclusive forward-fold-flat rear seat<sup>3</sup>—giving you a completely flat cargo-carrying surface.



# LARAMIE LONGHORN® WHERE STYLE MEETS STRENGTH.

**STANDOUT DESIGN THAT BUCKS EVERY TREND.** Follow the lines, from the Laramie Longhorn specific grille along the narrow-profile chrome wheel-to-wheel side steps back to the power-release tailgate, and it's clear: with its Southwestern theme, Ram Laramie Longhorn follows no other (shown at right and below with optional power-retractable running boards).

Featuring premium signature LED directional/projector headlamps, LED fog lamps, chrome touches on door-handle inserts, the mirror caps and belt moldings, Laramie Longhorn exterior touches also include wheel flares, tow hooks (including available chrome) and polished wheels with painted pockets. Up to you: standard Monotone paint treatment with chrome bumpers or two attractive options—two-tone paint with RV Match Walnut Brown Metallic lower or Monotone paint with body-color bumpers.







**LUXURY. IT'S ALL UP TO YOU.** What distinguishes a 2020 Ram Laramie Longhorn is choice—namely, an interior in Light Mountain Brown/Mountain Brown (below) or the opulent Cattle Tan/Black with contrasting piping (above). In addition to real wood and leather trim, Mega Cab® models feature rear split-folding seats that convert into a flat cargo floor.

## LARAMIE LONGHORN®: NATURALLY POLISHED.

**SOUTHWESTERN STYLE, UNIVERSAL APPEAL.** Laramie Longhorn is luxury personified, with a hand-crafted dashboard, leather-trimmed door-panel inserts and full-leather seating. To that, add awesome forces of nature—like real barnwood accents and solid-wood tandem doors on the center console. The available Laramie Longhorn Level I Equipment Group adds power running boards, a wireless charging pad, 12-inch Uconnect® touchscreen, Blind Spot Monitoring® with Rear Cross-Path Detection<sup>4</sup> and the premium Harman Kardon® Surround Sound system.





# LARAMIE<sup>®</sup>

STYLE WITH ATTITUDE.



THE STAMINA OF A HEAVY DUTY. THE ELEGANCE OF A GRAND MASTER. When it came to designing a pickup created for work and play, we got creative. Ram Laramie, with its sculpted exterior, features broad-to-the-corner LED fog lamps, high-level signature LED reflector headlamps and big trailer-tow mirrors.







## LARAMIE®: A PLUSH EXPERIENCE.

**GO WHERE LIFE TAKES YOU—IN COMPLETE LUXURY.** You know it the minute you see it: a Ram Heavy Duty Laramie is refinement that rules with the capability that counts. So move beyond that sleek exterior and those 18-inch cast aluminum wheels and investigate an interior so focused on comfort, there's even an available reclining rear seat<sup>20</sup> for Mega Cab® models. Dual-Zone Automatic Temperature Control, available power-adjustable pedals, and heated seats and steering wheel are merely the start of a long list of Laramie assets.




**LIFE IN LARAMIE: THE BEAUTY IS IN THE CHOICES.** This is where the going gets good. Ram Laramie interior choices are the bold and authoritative Black leather trim (shown at top in Sport/Night trim) or the eye appeal of the Light Frost Beige/Mountain Brown leather-trimmed seating and accents (insets). Instrumentation, dashboard and console designs all reflect an unswerving focus on refinement, giving this pickup what you want: outstanding capability and exceptional refinement.

# POWER WAGON®

THE OFF-ROAD FULL-SIZE PICKUP OF CHOICE.



**TAKE THE ROAD LESS TRAVELED.** Go ahead. Go to extremes—because Ram 2500 Power Wagon has all the right stuff to take you there. Like robust front and rear electronic locking differentials, the Ram Articulink® front suspension with disconnecting stabilizer bar, and Bilstein® heavy-duty monotube shocks in all four corners. Skid plates protecting the 4x4 transfer case and gas tank. Front WARN® winch rated at 12,000 lb with an 80-foot synthetic line. Hill Descent Control and 14.2 inches of ground clearance. With the formidable 6.4L HEMI® V8, a 180-amp alternator and monster Goodyear® Wrangler DuraTrac® All-Terrain tires, you've got a Ram pickup built for the off-road.







## TONED MUSCLE. CULTURED PERSONALITY.

**THIS BEAUTIFUL BODY DELIVERS AN ADVANCED DEGREE IN INTERIOR DESIGN.** Outside, Power Wagon® is totally ripped, with powder-coated bumpers, lower two-tone in Black, molded wheel flares and 17-inch aluminum wheels. Inside, you'll find similar character: Power Wagon exclusive embossed seats paying homage to the aggressive tread pattern of the Goodyear® All-Terrain tires, and durable off-road-eager rubber floor mats. Two available Power Wagon packages make it even better—and make it your own, offering assets like power-adjustable pedals, in-floor storage, heated front seats, a 9-speaker premium audio system, leather-trimmed seats and power convex trailer-tow mirrors. See it all at [RAMTRUCKS.COM](http://RAMTRUCKS.COM)







## BIG HORN<sup>®</sup>/LONE STAR<sup>21</sup> MAKE YOUR PRESENCE KNOWN.

Show that you can take on hauling cargo, as well as your crew, with steadfast capability and confidence—and then show up in style. Ram Big Horn/Lone Star<sup>21</sup> forges ahead with a sculpted exterior and an interior with all the available technology and creature comforts you expect. Make it even more yours and embrace your dark side with the bold available Night Edition—shown here with its Black wheels, badges, mirrors and headlamp/taillamp bezels; Black-painted grille; body-color bumpers, door handles and grille surround; and other optional equipment.





## BIG HORN®/LONE STAR<sup>21</sup>: WHERE CONFIDENCE MEETS COMFORT.

**MEET THE STANDARD AGAINST WHICH ALL OTHERS ARE JUDGED:** the right mix of mind and muscle. The interior amenities of a 2020 Ram Big Horn/Lone Star<sup>21</sup> demonstrate conclusively how style melds with substance. With cloth seating in front and back, and your choice in front between the standard 40/20/40 bench seat or available bucket seats, Big Horn/Lone Star<sup>21</sup> delivers the just-right combination of interior technology, comfort and sophistication.



**BIG HORN/LONE STAR<sup>21</sup>: SENSE OF PURPOSE, STRENGTH OF CHARACTER.** You feel it the moment you take a seat: a Ram Big Horn/Lone Star<sup>21</sup> delivers uncompromising practicality with a welcome array of interior choices. Treatments include the Black/Diesel Gray (at top) and Black/Light Mountain Brown (insets) interiors; sharing all-Black seats are the Black/Light Frost Beige and the all-Black interior. It's an ideal combination: heavy-duty aesthetics and heavy-duty capability.





## TRADESMAN<sup>®</sup> KNOW-HOW THAT EXCELS.



Here's what works: get down to the basics and yet enjoy powerful options. The 2020 Ram Heavy Duty Tradesman model offers a raft of available features—including a Cummins<sup>®</sup> Turbo Diesel and various axle ratios, alternators and shock absorbers—with a standard, work-ready vinyl interior. You need a reliable and heavy-duty partner. Ram Tradesman is ready for the job. Shown here with available Chrome Appearance Group and other optional equipment.





## TRADESMAN®: WORK HARD. PLAY HARD.

**MEET THE WORK-READY RAM TRADESMAN:** easy-to-own, and with all the strength you need. Once in a while, the name telegraphs everything—and that's Ram Heavy Duty Tradesman: capability, confidence, character and comfort. Featuring an interior ready-made for it all—construction site to landscaping to farm—with easy-to-clean vinyl seating or available cloth seating (shown above), a full-folding rear seat on Crew Cab, Uconnect® 3 with 5-inch display, USB ports, Electronic Stability Control<sup>22</sup>, Sentry Key® Theft Deterrent System and Tire Pressure Monitoring System with display.



**JUST RIGHT FOR THE JOB—WITH NO TRADE-OFF IN COMFORT.** Ram Tradesman is the heavy-duty pickup of choice when you need a down-and-dirty worker with clean interior lines that show taste, integrity and capability. Think pure and practical: long-lasting, durable and comfortable vinyl seating, sophisticated technology, state-of-the-art electronics and no-compromise engineering, and safety and security.

# ONE LOOK

*YOU KNOW IT. THIS IS YOUR RAM TRUCK.*



## NIGHT EDITION

Think understated elegance outside and in, marked by body-color grille surround and bumpers, Monotone paint, Black badges, Black headlamp and taillamp bezels, Black Ram grille badge, Black 20-inch wheels (SRW models)—and, on Big Horn®/Lone Star<sup>21</sup> models, ParkSense® Front and Rear Park Assist.<sup>9</sup> The Monotone Black interior is design at its best. Available on Big Horn/Lone Star<sup>21</sup> and Laramie® models; requires specific Equipment Groups depending on model. See Buyer's Guide in the back of this catalog or visit [RAMTRUCKS.COM](http://RAMTRUCKS.COM) for details.



## SPORT APPEARANCE PACKAGE

The look is stunning, with its Monotone paint treatment joining a body-color grille surround, body-color bumpers, body-color door handles and ParkSense Front and Rear Park Assist<sup>9</sup> on Big Horn/Lone Star<sup>21</sup> models. The interior is defined by impressive Monotone Black interior trim and seating. Available on Big Horn/Lone Star<sup>21</sup> and Laramie models, packages vary slightly for each; requires specific Equipment Groups depending on model. For more, see the Buyer's Guide or visit [RAMTRUCKS.COM](http://RAMTRUCKS.COM)



## RAM 2500/3500 TRIM LEVELS

### TRADESMAN®

Strength and resilience join the ready-to-work economies of ownership



### POWERTRAIN

- 6.4L HEMI® V8 Variable Valve Timing (VVT) engine with Multi-Displacement System (MDS) / 8-speed automatic
- 6.7L Cummins® Turbo Diesel / 6-speed automatic
- 6.7L Cummins Turbo Diesel High Output / 6-speed AISIN® automatic (3500 models only)

### STANDARD FEATURES:



### INTERIOR AMENITIES

- Vinyl 40 / 20 / 40 front bench seat with manual adjust
- 20-percent fold-down center bench seat with integrated armrest
- Full-folding rear bench seat (Crew Cab)
- Base door trim panel
- Black instrument panel
- Uconnect® 3 with 5-inch display
- Urethane steering wheel
- Manual tilt steering column
- Manual Temperature Control
- USB ports
- Vinyl floor covering
- 3.5-inch Driver Information Display cluster
- Three USB ports – two located on lower left and one in upper lid of bench seat

### EXTERIOR FEATURES

- Black grille
- Black front bumper
- Quad-halogen headlights
- 17- or 18-inch steel wheels
- Black door handles
- Black rear bumper

### CAPABILITY & FUNCTIONALITY

- Manual shift-on-the-fly part-time transfer case (4x4 only)
- Keyless Push-button Start
- Class IV hitch receiver
- Trailer-tow wiring with 4- and 7-pin connector
- Speed control
- Front heavy-duty shocks with Frequency Response Damping (FRD)
- Rear heavy-duty shocks with FRD

### SAFETY & SECURITY

- Six air bags<sup>23</sup> including driver and front-passenger, side-curtain and front-seat side-mounted
- Electronic Stability Control (ESC)<sup>22</sup>
- Antilock 4-wheel disc brakes
- Sentry Key® Theft Deterrent System
- Tire Pressure Monitoring System with display
- ParkView® Rear Back-Up Camera<sup>4</sup>

### APPEARANCE PACKAGE



### CHROME APPEARANCE GROUP

Includes chrome grille surround, chrome bumpers, chrome Ram grille badge and chrome-clad steel wheels

### BIG HORN® / LONE STAR<sup>21</sup>

Benchmark capability: think premium amenities, robust power—and complete practicality (shown with optional equipment)



### POWERTRAIN

- 6.4L HEMI V8 VVT engine with MDS / 8-speed automatic
- 6.7L Cummins Turbo Diesel / 6-speed automatic
- 6.7L Cummins Turbo Diesel High Output / 6-speed AISIN automatic (3500 models only)

### INCLUDES SELECT TRADESMAN FEATURES, PLUS:



### INTERIOR AMENITIES

- Cloth 40 / 20 / 40 front bench seat
- Cloth 60 / 40 rear split-folding bench seat (Mega Cab®)
- Cloth rear folding bench seat (Crew Cab)
- Carpet floor covering
- Manual 4-way driver and passenger seats
- Premium vinyl door trim panel
- Hydrographic metal patina finish on center stack / console and doors

### EXTERIOR FEATURES

- Chrome-surround / Black billet grille
- Chrome bumpers
- 18-inch chrome-clad steel wheels
- Chrome-insert door handles
- Big Horn / Lone Star<sup>21</sup> badge

### CAPABILITY & FUNCTIONALITY

- Electronic shift-on-demand transfer case (4x4 only)
- Rear manual-sliding window
- Trailer Brake Controller

### APPEARANCE PACKAGES



### NIGHT EDITION

For Crew Cab and Mega Cab only. Includes body-color for the upper and lower grille surround, bumpers and door handles; Black headlamp and taillamp bezels and badging, Black-painted billet grille, ParkSense® Front and Rear Park Assist<sup>9</sup> and 20-inch Black-painted wheels (17-inch on DRW models) with All-Terrain On- / Off-Road tires



### SPORT APPEARANCE PACKAGE

Includes body-color grille surround, body-color bumpers, body-color door handles and ParkSense Front and Rear Park Assist<sup>9</sup>. Interior features Black Monotone trim and seating

## RAM 2500/3500 TRIM LEVELS

### POWER WAGON®

The package is singular: exceptional off-road capability, commanding physical presence—and dozens of optional features

### POWERTRAIN

- 6.4L HEMI® V8 Variable Valve Timing (VVT) engine with Multi-Displacement System (MDS) / 8-speed automatic



### LARAMIE®

Heavy-duty attitude, with the welcome comfort and convenience that define sophistication (shown with optional equipment)

### POWERTRAIN

- 6.4L HEMI V8 VVT engine with MDS / 8-speed automatic
- 6.7L Cummins® Turbo Diesel / 6-speed automatic
- 6.7L Cummins Turbo Diesel High Output / 6-speed AISIN® automatic (3500 models only)



### INCLUDES SELECT BIG HORN® / LONE STAR<sup>21</sup> FEATURES, PLUS:



### INTERIOR AMENITIES

- Unique Black interior trim with Diesel Gray accents
- Vinyl / cloth 40 / 20 / 40 bench seats with tire-tread pattern
- 60 / 40 rear split-folding bench seat
- Front and rear rubber floor mats
- Power driver seat (with 2-way power lumbar)
- 7-inch Driver Information Display Power Wagon color cluster
- 115-volt outlet

### EXTERIOR FEATURES

- Black-surround unique grille
- Powder-coated bumpers
- LED headlamps and taillamps with Black bezels
- LED fog lamps

### CAPABILITY & FUNCTIONALITY

- Manual shift-on-the-fly part-time transfer case
- Bilstein® off-road shocks
- Tow hooks
- Fuel tank skid plate
- Ram Articulink® front suspension
- Electronic disconnecting front sway bar
- Transfer case skid plate
- Front suspension skid plate

### SAFETY & SECURITY

- Hill Descent Control
- ParkSense® Front and Rear Park Assist<sup>9</sup>

- Three USB ports
- SiriusXM® Radio<sup>11</sup> with 1-year trial
- Uconnect® 4 with 8.4-inch display

- OWL On- / Off-Road tires
- Unique Ram scripted aluminum tailgate with damped opening assist

- Electronic locking front and rear axles (eLocker)
- Raised ride height
- Rear power-sliding window
- 12,000-lb WARN® winch

### INCLUDES SELECT BIG HORN / LONE STAR<sup>21</sup> FEATURES, PLUS:



### INTERIOR AMENITIES

- Leather-trimmed 40 / 20 / 40 bench seat
- Power seats (with 2-way power lumbar)
- Heated front seats
- Leather-wrapped steering wheel with heat
- 60 / 40 rear split-folding bench seat
- 7-inch Driver Information Display color cluster
- 10-speaker premium audio system with subwoofer
- SiriusXM Radio<sup>11</sup> with 1-year trial
- Uconnect 4 with 8.4-inch display
- Five USB ports, two power outlets
- Universal Garage Door Opener
- Dual-Zone Automatic Temperature Control
- LED ambient interior lighting
- Rear power-sliding window

### EXTERIOR FEATURES

- Chrome-surround / chrome billet grille
- Chrome front and rear bumpers
- Body-color wheel flares
- LED headlamps and taillamps with chrome bezel

### SAFETY & SECURITY

- Security alarm<sup>24</sup>
- Remote proximity Passive Entry / Keyless Push-button Start
- LED fog lamps
- Damped tailgate with remote release
- Cast aluminum wheels
- ParkSense Front and Rear Park Assist<sup>9</sup>
- Remote Start<sup>10</sup>

### APPEARANCE PACKAGES



### NIGHT EDITION

Includes body-color upper and lower grille surround, bumpers and door handles; Black headlamp and taillamp bezels and badging, Black-painted billet grille and 20-inch Black-painted wheels (17-inch on DRW models) with All-Terrain On- / Off-Road tires



### SPORT APPEARANCE PACKAGE

Includes Monotone paint, body-color door handles, body-color bumpers, and upper and lower appliqué painted in body-color. Interior features include Black Monotone trim with Black headliner and seating



## RAM 2500/3500 TRIM LEVELS

### LARAMIE LONGHORN®

Pure Ram capability joins a Southwestern interior theme for a distinctive touch of elegance (shown with optional equipment)

#### POWERTRAIN

- 6.4L HEMI® V8 Variable Valve Timing (VVT) engine with Multi-Displacement System (MDS) / 8-speed automatic
- 6.7L Cummins® Turbo Diesel / 6-speed automatic
- 6.7L Cummins Turbo Diesel High Output / 6-speed AISIN® automatic (3500 models only)



#### INCLUDES SELECT LARAMIE® FEATURES, PLUS:



#### INTERIOR AMENITIES

- Laramie Longhorn specific premium leather trim and wood interior treatment
- Premium leather bucket front seats with full-length center console
- 60 / 40 rear split-folding bench seat with fold-down armrest
- Heated front and rear outboard seats
- Ventilated front seats
- Leather-wrapped / real-wood steering wheel
- 7-inch Driver Information Display with Laramie Longhorn color cluster

#### EXTERIOR FEATURES

- Unique bright surround / Laramie Longhorn specific grille
- Premium LED headlamps
- LED taillamps

- LED fog lamps
- Aluminum wheels
- BSW All-Season tires
- Tow hooks

- Uconnect® 4C NAV with 8.4-inch display
- Premium rubber slush mats with removable carpet inserts

- Chrome side steps
- Chrome window moldings
- Laramie Longhorn badge

#### CAPABILITY & FUNCTIONALITY

- Power-release tailgate

- Spray-in bedliner

#### SAFETY & SECURITY

- Rain-sensitive windshield wipers

- Directional headlamps (Adaptive Forward Lighting System)

- Auto High-Beam Headlamp Control

#### APPEARANCE PACKAGES



#### BODY-COLOR BUMPER GROUP

Includes Monotone paint with body-color bumpers



#### TWO-TONE PAINT

Includes RV Match Walnut Brown paint for the lower body, front and rear bumpers, wheel flares, running boards and wheel insert

### LIMITED

Luxury taken to its highest level for a Ram Heavy Duty pickup, offering two totally opulent interior treatments (shown with optional equipment)

#### POWERTRAIN

- 6.4L HEMI V8 VVT engine with MDS / 8-speed automatic
- 6.7L Cummins Turbo Diesel / 6-speed automatic
- 6.7L Cummins Turbo Diesel High Output / 6-speed AISIN automatic (3500 models only)



#### INCLUDES SELECT LARAMIE LONGHORN FEATURES, PLUS:



#### INTERIOR AMENITIES

- Limited-specific premium leather trim and wood interior treatment
- Premium leather bucket front seats with full-length center console

- 60 / 40 rear split-folding bench seat with fold-down armrest
- 7-inch Driver Information Display Limited color cluster
- Leather-wrapped / real-wood steering wheel

- Uconnect 4C NAV with 12-inch display
- Premium rubber slush mats with removable carpet inserts

#### EXTERIOR FEATURES

- Chrome-surround Limited-specific grille
- Cast aluminum wheels

- Power running boards
- Limited badge

- Chrome bodyside molding
- Chrome tow hooks

#### SAFETY & SECURITY

- Blind Spot Monitoring® with Rear Cross-Path Detection®

#### APPEARANCE PACKAGES



#### BODY-COLOR BUMPER GROUP

Includes Monotone paint with body-color bumpers



#### BLACK APPEARANCE PACKAGE (late availability)

Includes Black door handles, Black tow hooks, Black mirrors, Black badges, Black-bezel headlamps and taillamps, Black grille surround, Black bumpers, Gray grille inserts and Black-painted aluminum wheels

## AUTHENTIC ACCESSORIES BY MOPAR®.



There is only one official service, parts and customer care provider for the Ram Brand—and it's Mopar. Our parts and accessories are original equipment, engineered exclusively by the same people who designed your Ram Heavy Duty pickup. Mopar parts can ensure the proper fit, finish and functionality, which means you can personalize your ride with complete confidence.

It gets better—because Mopar is also more than parts and accessories. Whether you're in business or you employ your Ram Heavy Duty for serious recreational use, we're here to help you properly maintain and care for your vehicle. Our certified technicians are trained to know your vehicle best, and our Mopar Express Lane service departments are set up to get you in, out and back on the road. From parts and accessories to expert service and more, always go authentic. Choose Mopar. Learn more at [mopar.com](http://mopar.com)

- A.** Off-Road 5-Inch LED Light Kit, Light Mounting Brackets, Off-Road Wheel Fender Flares and Black Tubular Side Steps
- B.** Cargo Ramp
- C.** Stainless Steel Tubular Side Steps
- D.** Hard Folding Tonneau Cover
- E.** RamBox® Holster
- F.** All-Weather Floor Mats
- G.** Heavy Duty Rubber Splash Guards



## RAM 2500/3500 EXTERIOR COLORS



Bright White



Pearl White



Billet Silver Metallic



Granite Crystal Metallic



Maximum Steel Metallic



Diamond Black Crystal Pearl



Hydro Blue Pearl



Patriot Blue Pearl



RV Match Walnut Brown Metallic



Flame Red



Delmonico Red Pearl



Olive Green

## PAINT COLORS AND TWO-TONE OPTIONS

	Tradesman®	Big Horn® / Lone Star <sup>21</sup>	Power Wagon®	Laramie®	Laramie Longhorn®	Limited
Delmonico Red	•	•	■	•, ■	•, +	•
Flame Red	•	•	■	•, ■	N/A	N/A
RV Match Walnut Brown	•	•	N/A	•, ■	•	N/A
Olive Green	•	•	■	•	N/A	N/A
Hydro Blue	•	•	■	•, ■	N/A	N/A
Patriot Blue	•	•	■	•, ■	•, +	•
Billet Silver	•	•	■	•	•, +	•
Granite Crystal	•	•	■	•, ■	N/A	•
Maximum Steel	•	•	■	•, ■	•, +	•
Diamond Black Crystal	•	•	•	•, ■	•, +	•
Bright White	•	•	■	•, ■	•, +	•
Pearl White	N/A	N/A	N/A	•, ■	•, +	•

• = Available Monotone Color ■ = Black Lower ■ = Silver Lower + = RV Match Walnut Brown Lower N/A = Not Available



Power Wagon shown in Billet Silver Metallic with Black lower



Laramie Longhorn shown in Pearl White with RV Match Walnut Brown Metallic lower



Laramie shown in Hydro Blue Pearl with Silver lower

To see examples of all possible paint combinations, visit [ramtrucks.com](https://www.ramtrucks.com)

RAM 2500/3500 INTERIOR SEAT FABRICS/COLORS



**Heavy-Duty Vinyl, Diesel Gray / Black**  
Tradesman®

**Cloth, Black**  
Big Horn® / Lone Star<sup>21</sup> and included with Night Edition or Sport Appearance Package  
Optional on Tradesman

**Cloth, Diesel Gray / Black**  
Big Horn / Lone Star<sup>21</sup>

**Cloth, Light Mountain Brown / Black**  
Big Horn / Lone Star<sup>21</sup>

**Vinyl / Cloth, Black / Diesel Gray**  
Power Wagon®

**Leather-Trimmed, Black**  
Power Wagon



**Leather-Trimmed, Black**  
Laramie® and included with Night Edition or Sport Appearance Package

**Leather-Trimmed, Light Frost Beige / Mountain Brown**  
Laramie

**Premium Leather, Cattle Tan / Black**  
Laramie Longhorn®

**Premium Leather, Light Mountain Brown / Mountain Brown**  
Laramie Longhorn

**Premium Leather with Laser Etching, Light Mountain Brown / Mountain Brown**  
Laramie Longhorn

**Premium Leather, Black Limited**

**Premium Leather, Light Frost Beige / Indigo Limited**



## RAM 2500/3500 SRW WHEELS



17-inch Steel, Argent-Painted Finish  
Standard on 2500 Tradesman® (WDA)



17-inch Aluminum Matte Black  
**LEFT:** Diamond-Cut Face. Standard on Power Wagon®;  
Included with Power Wagon Package on Tradesman (WFR)  
**RIGHT:** All-Black. Optional on Power Wagon (WFW)



18-inch Steel, Argent-Painted Finish  
Standard on 3500 Tradesman  
Optional on 2500 Tradesman (WBN)



18-inch Steel, Chrome-Clad  
Standard on Big Horn® / Lone Star<sup>21</sup>  
Included with Chrome Appearance Group  
on Tradesman (WBH)



18-inch Polished Aluminum  
Included with H1 Group on Big Horn / Lone Star<sup>21</sup> (WBE)



18-inch Polished Aluminum  
Standard on Laramie® (WBL)



18-inch Polished Aluminum with Painted Pockets  
**LEFT:** Walnut Brown-Color Pockets. Standard on  
Laramie Longhorn® with Two-Tone Exterior Paint (WBJ)  
**RIGHT:** Granite Crystal Pockets. Standard on  
Laramie Longhorn with Monotone Exterior Paint (WBA)



20-inch Polished Aluminum  
Optional on Big Horn / Lone Star<sup>21</sup> and Laramie (WRJ)



20-inch Black-Painted Aluminum  
Included with Night Edition on  
Big Horn / Lone Star<sup>21</sup> and Laramie (WF3)



20-inch Polished Aluminum with Painted Pockets  
**LEFT:** Walnut Brown-Color Pockets. Optional on Laramie  
Longhorn with Two-Tone Exterior Paint (WRP)  
**RIGHT:** Granite Pockets. Optional on Laramie Longhorn  
with Monotone Exterior Paint (WRA)



20-inch Polished Aluminum  
Standard on Limited (WH3)



20-inch Black-Painted Aluminum  
Included with Black Appearance Package on Limited (WRW)



17-inch Steel, Argent-Painted Finish  
Standard on Tradesman (WFU)



17-inch Steel, Chrome-Clad  
Standard on Big Horn / Lone Star<sup>21</sup> Included with  
Chrome Appearance Group on Tradesman (WD4)



17-inch Polished Aluminum. Standard on Laramie, Laramie Longhorn  
and Limited. Optional on Big Horn / Lone Star<sup>21</sup> Included with  
Sport Appearance Package on Big Horn / Lone Star<sup>21</sup> (WF7)



17-inch Black-Painted Aluminum  
Included with Night Edition on Big Horn / Lone Star<sup>21</sup>  
and Laramie. Included with Black Appearance Package  
on Limited (WFQ)

## CONFIGURATIONS

	Cabs			Boxes		Boxes, 3500 DRW Only		Seating	
	Regular Cab	Crew Cab	Mega Cab®	SRW: 6' 4" Box	SRW: 8' Box	DRW: 6' 4" Box	DRW: 8' Box	40 / 20 / 40 Bench	Bucket Seats
2500 / 3500 Tradesman	•	•	N / A	Available with Crew Cab	Available with Regular Cab or Crew Cab	N / A	Available with Regular Cab or Crew Cab	S	N / A
2500 / 3500 Big Horn / Lone Star <sup>21</sup>	•	•	•	Available with Crew Cab or Mega Cab	Available with Regular Cab or Crew Cab	Available with Mega Cab	Available with Regular Cab or Crew Cab	S	Optional
2500 Power Wagon	N / A	S	N / A	S	N / A	N / A	N / A	S	N / A
2500 / 3500 Laramie	N / A	•	•	Available with Crew Cab or Mega Cab	Available with Crew Cab	Available with Mega Cab	Available with Crew Cab	S	Optional
2500 / 3500 Laramie Longhorn	N / A	•	•	Available with Crew Cab or Mega Cab	Available with Crew Cab	Available with Mega Cab	Available with Crew Cab	N / A	S
2500 / 3500 Limited	N / A	•	•	Available with Crew Cab or Mega Cab	Available with Crew Cab	Available with Mega Cab	Available with Crew Cab	N / A	S

• = Available Configuration N / A = Not Available S = Standard Configuration

RAM 2500/3500 DIMENSIONS

RAM 2500/3500 INTERIOR DIMENSIONS			
All dimensions are in inches unless otherwise noted.	REGULAR CAB	CREW CAB	MEGA CAB®
HEAD ROOM, FRONT / REAR	39.8	40.9 / 39.8	40.9 / 40.3
LEG ROOM, FRONT / REAR	40.9	40.9 / 40.2	40.9 / 43.1
SHOULDER ROOM, FRONT / REAR	65.9	65.9 / 65.6	65.9 / 65.6
HIP ROOM, FRONT / REAR	62.9	62.9 / 62.7	62.9 / 62.8
BEHIND SECOND ROW (CU FT)	N / A	N / A	12.1
TOTAL INTERIOR VOLUME (CU FT)	62.5	124.6	142.0

RAM 2500 EXTERIOR DIMENSIONS				
All specs are for base models only; in inches unless otherwise noted.	REGULAR CAB	CREW CAB		MEGA CAB (4x4 only)
	8' BOX	6' 4" BOX	8' BOX	6' 4" BOX
OVERALL BODY WIDTH	83.5	83.5	83.5	83.5
OVERALL HEIGHT (4x2 / 4x4)	78.0 / 80.2	78.2 / 80.2	78.1 / 80.1	80.1
OVERALL LENGTH	232.0	238.8	260.8	249.9
TRACK – FRONT	68.7	68.7	68.7	68.7
TRACK – REAR	68.1	68.1	68.1	68.1
WHEELBASE	140.2	149.1	169.0	160.4
BOX HEIGHT	20.2	20.1	20.2	20.1
BOX LENGTH	98.3	76.3	98.3	76.3
BOX WIDTH, WALL TO WALL	66.4	66.4	66.4	66.4
BOX WIDTH, BETWEEN WHEELHOUSINGS	51.0	51.0	51.0	51.0

RAM 3500 EXTERIOR DIMENSIONS							
All specs are for base models only; in inches unless otherwise noted.	REGULAR CAB		CREW CAB			MEGA CAB (4x4 only)	
	8' BOX	8' BOX DRW	6' 4" BOX	8' BOX	8' BOX DRW	6' 4" BOX	6' 4" BOX DRW
OVERALL WIDTH	83.5	96.5	83.5	83.5	96.5	83.5	96.5
OVERALL HEIGHT (4x2 / 4x4)	78.3 / 80.4	77.8 / 79.5	78.3 / 80.3	78.4 / 79.8	77.1 / 79.3	79.9	78.9
OVERALL LENGTH	232.0	232.0	238.8	260.8	260.8	249.9	250.0
TRACK – FRONT	67.7	67.7	67.7	67.7	67.7	67.7	67.7
TRACK – REAR	67.1	75.9	67.1	67.1	75.9	67.1	75.9
WHEELBASE	140.2	140.2	149.0	169.3	169.0	160.0	160.0
BOX HEIGHT	20.2	20.2	20.1	20.2	20.2	20.1	20.1
BOX LENGTH	98.3	98.3	76.3	98.3	98.3	76.3	76.3
BOX WIDTH, WALL TO WALL	66.4	66.4	66.4	66.4	66.4	66.4	66.4
BOX WIDTH, BETWEEN WHEELHOUSINGS	51.0	51.0	51.0	51.0	51.0	51.0	51.0

DRW = Dual Rear Wheel.



RAM 2500/3500 PAYLOAD CAPACITY

2500 PAYLOAD SPECIFICATIONS²								
Maximum payload capacities		REGULAR CAB		CREW CAB				MEGA CAB®
		8' BOX		6' 4" BOX		8' BOX		6' 4" BOX
POWERTRAIN	GVWR²⁵	4x2	4x4	4x2	4x4	4x2	4x4	4x4
6.4L HEMI® V8 / 8HP75 8-SPEED	8,565				1,620			
	10,000	4,010	3,690	3,660	3,350	3,520	3,160	2,940
6.7L CUMMINS® TURBO DIESEL I-6 / 68RFE 6-SPEED	10,000	3,160	2,810	2,770	2,490	2,630	2,300	2,040

3500 PAYLOAD SPECIFICATIONS²													
Maximum payload capacities		REGULAR CAB				CREW CAB						MEGA CAB	
		8' BOX		8' BOX DRW		6' 4" BOX		8' BOX		8' BOX DRW		6' 4" BOX	6' 4" BOX DRW
POWERTRAIN	GVWR²⁵	4x2	4x4	4x2	4x4	4x2	4x4	4x2	4x4	4x2	4x4	4x4	4x4
6.4L HEMI V8 / 8HP75 8-SPEED	10,700	4,640				4,110							
	11,000		4,600				4,240						
	11,100							4,520					
	11,400								4,440			4,340	
	14,000			7,680	7,260					7,050	6,700		6,630
6.7L CUMMINS TURBO DIESEL I-6 / 68RFE 6-SPEED	11,500	4,680				4,240							
	11,800		4,550				4,190						
	12,000							4,600					
	12,300								4,490			4,290	
	14,000			6,840	6,400					6,180	5,850		5,670
6.7L CUMMINS HIGH OUTPUT TURBO DIESEL I-6 / AISIN® 6-SPEED	11,500	4,500				4,100							
	11,800		4,380				4,020						
	12,000							4,450					
	12,300								4,320			4,150	
	14,000			6,570	6,130					5,950	5,590		5,400

**Notes regarding the charts above:** DRW = Dual Rear Wheel. Weights given in lb. Numbers in **black boxes** reflect the maximum of that class. Weights are estimated values rounded to the nearest 10 lb. Payload = GVWR - Base Weight. Payload and Trailer Weight Rating are mutually exclusive. GAWRs, GVWRs and GCWRs should never be exceeded. 3500 Regular Cab, 4x2, 6.4L V8 with 4.10 axle ratio, GVWR of 13,800 lb applies to Tradesman® Package only. For all other price classes for this configuration (Regular Cab, 4x2, 6.4L V8 with 4.10 axle ratio), GVWR is 13,700 lb.

RAM 2500/3500 TOWING CAPACITY

2500 TOWING SPECIFICATIONS <sup>2</sup> – SAE J2807 STANDARD COMPLIANT									
Maximum towing capacities			REGULAR CAB		CREW CAB				MEGA CAB®
			8' BOX		6' 4" BOX		8' BOX		6' 4" BOX
POWERTRAIN	AXLE RATIO	GCWR <sup>25</sup>	4x2	4x4	4x2	4x4	4x2	4x4	4x4
6.4L HEMI® V8 / 8HP75 8-SPEED	3.73	21,500	15,040	14,720	14,690	14,380	14,550	14,190	13,970
	4.10	18,000				10,580			
	4.10	24,000	17,540	17,220	17,190	16,880	17,050	16,690	16,460
6.7L CUMMINS® TURBO DIESEL I-6 / 68RFE 6-SPEED	3.73	27,000	19,680	19,330	19,310	19,020	19,150		
	3.73	25,525						17,350	
	3.73	25,265							15,690

3500 TOWING SPECIFICATIONS <sup>2</sup> – SAE J2807 STANDARD COMPLIANT														
Maximum towing capacities			REGULAR CAB				CREW CAB						MEGA CAB	
			8' BOX		8' BOX DRW		6' 4" BOX		8' BOX		8' BOX DRW		6' 4" BOX	6' 4" BOX DRW
POWERTRAIN	AXLE RATIO	GCWR <sup>25</sup>	4x2	4x4	4x2	4x4	4x2	4x4	4x2	4x4	4x2	4x4	4x4	4x4
6.4L HEMI V8 / 66RFE 6-SPEED	3.73	21,500	14,970	14,630	14,710	14,290	14,440	14,270	14,450	14,070	14,080	13,730	13,970	13,660
	4.10	24,000	17,470	17,130			16,940	16,770	16,950	16,570			16,470	
	4.10	25,000			18,210	17,790					17,580	17,230		17,160
6.7L CUMMINS TURBO DIESEL I-6 / 68RFE 6-SPEED	3.73	28,300	21,010	20,580	20,670	20,230	20,570	20,220	20,430	20,020	20,010	19,680	19,820	19,500
	4.10	30,300			22,670	22,230					22,010	21,680		21,500
6.7L CUMMINS HIGH OUTPUT TURBO DIESEL I-6 / AISIN® 6-SPEED	3.73	32,240					24,180							
	3.73	32,580						23,660						
	3.73	32,710											24,090	
	3.73	33,610								25,090				
	3.73	33,670							25,580					
	3.73	34,540		26,050										
	3.73	34,630	26,860											
	3.73	41,600			33,700	33,260					33,080	32,720		32,530
	4.10	43,000			35,100	34,660					34,480	34,110		32,880

**Notes regarding the charts above:** DRW = Dual Rear Wheel. Weights given in lb. Numbers in **black boxes** reflect the maximum of that class. Payload and Max Trailer Weights are ESTIMATED values and rounded to the nearest 10 lb. Payload = GVWR - Base Weight. Payload and Trailer Weight Rating are mutually exclusive. GAWRs, GVWRs and GCWRs should never be exceeded. Trailer Weight Rating and Tow Vehicle Trailing Weight are calculated as specified in SAE J2807. Passenger Weight = 300 lb. Options Weight = 100 lb. Trailing Equipment Weight: 75 lb for conventional hitch, 70 lb for gooseneck and 250 lb for fifth wheel. Tongue weight: 10 percent of the gross trailer weight for conventional hitch, 15 percent of the gross trailer weight for a fifth-wheel or gooseneck hitch. Payload and GAWR should never be exceeded and must account for all of the above weights, including the appropriate trailering equipment and tongue weight. Box-Off Body Completion Weight = 80 lb per foot from end of cab to end of frame. The maximum tongue weight for Class V (hitch receiver) is limited to 1,800 lb. A fifth-wheel or gooseneck hitch is required for trailers over 18,000 lb. The 13,800-lb GVWR stated for Regular Cab, 4x2, 6.4L V8 with 4.10 axle ratio applies to Tradesman® and ST packages only. For all other configurations (Regular Cab, 4x2, 6.4L V8 with 4.10 axle ratio), the GVWR is 13,700 lb.



# RAM 2500/3500 BUYER'S GUIDE

## CONFIGURATIONS

<b>Body Model</b> – Regular Cab 8' Box – 140.2-inch wheelbase	(62)	S	S	–	–	–	–
– Crew Cab 6'4" Box – 149.1-inch wheelbase (SRW only)	(91)	O	O	S	S	S	S
– Crew Cab 8' Box – 169.1-inch wheelbase	(92)	O	O	–	O	O	O
– Mega Cab® 6'4" Box – 160.2-inch wheelbase (4x4 only)	(81)	–	O	–	O	O	O
<b>Drive</b> – 4x2	(2500 / 3500)	S	S	–	S	S	S
– 4x4	(2500 / 3500)	O	O	S	O	O	O

## POWERTRAINS

<b>Engine / Transmission / Axle</b>							
<b>6.4L HEMI® Gas Engine / 8-Speed Automatic (8HP75)</b>	ESA / DFX	S	S	S	S	S	S
– 11.5-inch rear axle / 3.73 ratio (2500 / 3500 SRW; standard with DFX+AR9)	DRQ / DME	S	S	–	S	S	S
– 11.5-inch rear axle / 4.10 ratio (2500 / 3500 SRW; optional if DFX+AR9; requires DSA)	DRQ / DMF	O	O	S	O	O	O
– 11.5-inch rear axle / 3.73 ratio (3500 DRW; included with DFX+WLA)	DRX / DME	P	P	–	P	P	P
– 11.5-inch rear axle / 4.10 ratio (3500 DRW; optional if DFX+WLA)	DRX / DMF	O	O	–	O	O	O
<b>6.7L Cummins® Diesel Engine / 6-Speed Automatic (68RFE)</b> – Standard output	ETL / DG7	O	O	–	O	O	O
– 11.5-inch rear axle / 3.73 ratio (2500 / 3500 SRW; standard with DG7+AR9)	DRQ / DME	S	S	–	S	S	S
– 11.5-inch rear axle / 3.73 ratio (3500 DRW; included with DG7+WLA)	DRX / DME	P	P	–	P	P	P
– 11.5-inch rear axle / 4.10 ratio (3500 DRW; optional if DG7+WLA)	DRX / DMF	O	O	–	O	O	O
<b>6.7L Cummins Diesel Engine / 6-Speed Heavy-Duty Automatic (AISIN® AS69RC)</b> – High Output (3500 only; included with Max Tow Package (AJL))	ETM / DF2	O/P	O/P	–	O/P	O/P	O/P
– 12-inch rear axle / 3.73 ratio (3500 SRW only; included with DF2+AR9)	DR7 / DME	P	P	–	P	P	P
– 12-inch rear axle / 3.73 ratio (3500 DRW only; included with DF2+WLA)	DRC / DME	P	P	–	P	P	P
– 12-inch rear axle / 4.10 ratio (3500 DRW only; optional if DF2+WLA)	DRC / DMF	O/P	O/P	–	O/P	O/P	O/P

## MECHANICAL

<b>Alternators</b> – Single 180-amp (gas engine: standard; diesel engines: standard on 2TA, 2TZ, 2TY and 2TP only; not available on 2TH, 2TK, 2TM)	BAD	S	S	S	S	S	S
– Single 220-amp (gas engine: optional; diesel engines: optional on 2TA, 2TZ, 2TY only; standard on 2TH, 2TK and 2TM; all engines: included with Snow Chief (AD2) and Snow Plow Prep (AHD) Groups)	BAJ	O/P	O/P	–	S/O/P	S/O/P	S/O/P
– Dual: 160 + 220-amp = 380-amp (gas engines only)	XF5	O	O	O	O	O	O
– Dual: 2 x 220-amp = 440-amp (diesel engines only)	XF7	O	O	–	O	O	O
<b>Brakes</b> – Power-assisted 4-wheel antilock	BRT	S	S	S	S	S	S
– Electronic Stability Control <sup>22</sup>	BNB	S	S	S	S	S	S
– Brake assist	BGE	S	S	S	S	S	S
– Electronic Roll Mitigation	BNS	S	S	S	S	S	S
– Hill Start Assist	BNG	S	S	S	S	S	S
– Traction control	BNM	S	S	S	S	S	S
– Trailer Sway Damping <sup>26</sup>	BNT	S	S	S	S	S	S
– Ready Alert Braking	BHD	S	S	S	S	S	S

## MECHANICAL (continued)

– Mechanical park brake	–	S	S	S	S	S	S
– Diesel exhaust brake (included with diesel engines)	NEN	P	P	–	P	P	P
<b>Differential</b> – Open (2500: standard; not available with 4.10 axle ratio; 3500: not available)	DS8	S	S	–	S	S	S
– Antispin rear (2500: optional; required if 4.10 axle and gas engine; 3500: standard)	DSA	O/S	O/S	–	O/S	O/S	O/S
– Electronically locking, front and rear (included with Power Wagon Package)	DSE	P	–	S	–	–	–
<b>Engine Thermal Management</b> – Engine cooling, heavy-duty (standard with Cummins engines)	NMC	P	P	P	P	P	P
– Active grille shutters	MDX	S	S	S	S	S	S
– Front grille cover (included with Cold Weather Group)	XD6	P	P	–	P	P	P
– Engine block heater (included with Cold Weather Group on diesel engines)	NHK	O/P	O/P	O	O/P	O/P	O/P
– Supplemental cabin heater (included with diesel engines)	HDB	P	P	–	P	P	P
<b>Fuel Tank</b> – 28-gallon (standard on Regular Cab with diesel engine)	NGC	P	P	–	–	–	–
– 31-gallon (standard on Crew Cab and Mega Cab with 6'4" box)	NFT	S	S	S	S	S	S
– 32-gallon (standard on Regular Cab and Crew Cab with 8' box)	NFX	S	S	–	S	S	S
– 50-gallon (optional on Crew Cab with 8' box)	NFC	O	O	–	O	O	O
<b>Shocks</b> – Front, heavy-duty – Magneti Marelli™ with KONI™ Frequency Selective Damping (FSD) valving	SFB	S	S	–	S	S	S
– Rear, heavy-duty – Magneti Marelli with KONI FSD valving	SGB	S	S	–	S	S	S
– Front, performance-tuned – Bilstein® (included with Off-Road Group and Power Wagon Package on Tradesman)	SFC	P	P	S	P	P	P
– Rear, performance-tuned – Bilstein (included with Off-Road Group and Power Wagon Package on Tradesman)	SGC	P	P	S	P	P	P
<b>Skid Plates (4x4)</b> – Transfer case (included with Protection Group and Snow Chief Group)	XEF	P	P	S	P	P	P
– Fuel tank (included with Power Wagon Package)	XEE	P	–	S	–	–	–
<b>Start Control</b> – Keyless Push-Button Start	GX4	S	S	S	S	S	S
<b>Steering</b> – Power, recirculating ball	SBE	S	S	S	S	S	S
<b>Suspension</b> – 3-link front	–	S	S	S	S	S	S
– Rear link with coil springs (2500 only)	–	S	S	S	S	S	S
– Rear Hotchkis leaf spring (3500 only)	–	S	S	–	S	S	S
– Suspension, Ram Articulink® (included with Power Wagon Package)	SD1	P	–	S	–	–	–
– Stabilizer bar, front, standard	SHA	S	S	–	S	S	S
– Stabilizer bar, front, electronic disconnecting (included with Power Wagon Package)	SHG	P	–	S	–	–	–
– Auto-Level Rear Air Suspension (not available with 3500 gas Regular Cab SRW 4x4 or 2500 gas Regular Cab; not available with Off-Road Group; included with Max Tow Package)	SEB	O/P	O/P	–	O/P	O/P	O/P
<b>Tow Hooks</b> – Black – 2500 (4x2: free-standing option; 4x4: included with Protection Group, Off-Road Group and Power Wagon Package and are included with diesel engines)	XEA	O/P	O/P	S	O/P	S	–
– Black – 3500 (Tradesman: optional on 4x2 Regular Cab)	XEA	O/S	S	–	S	S	–
– Chrome (included with Chrome Appearance Group on Laramie)	XHQ	–	–	–	P	O	S

S = Standard. O = Optional. P = Part of Package. – = Not Available.

# RAM 2500/3500 BUYER'S GUIDE

## MECHANICAL (continued)

	SALES CODE	TRADESMAN®	BIG HORN® / LONE STAR <sup>2</sup>	POWER WAGON®	LARAMIE®	LARAMIE LONGHORN®	LIMITED
<b>Trailer Tow</b> – 4-pin trailer harness plug, rear bumper (combination receptacle with 7-pin)	XFU	S	S	S	S	S	S
– 7-pin trailer harness plug, rear bumper (combination receptacle with 4-pin)	XFK	S	S	S	S	S	S
– Class V hitch receiver (20K 2500 / 23K 3500)	XFR	S	S	S	S	S	S
– Mopar® Fifth-Wheel Hitch, 20K lb (Fifth-Wheel / Gooseneck Prep Group)	XML	0	0	–	0	0	0
– Mopar Fifth-Wheel Hitch, 30K lb (3500 only; Fifth-Wheel / Gooseneck Prep Group; included with Max Tow Package)	XNH	0/P	0/P	–	0/P	0/P	0/P
<b>Transfer Cases (4x4 only)</b> – Manual shift-on-the-fly	DK1	S	–	S	–	–	–
– Electronic shift-on-the-fly	DK3	0	S	–	S	S	S
<b>Upfitter Module</b> – Upfitter Electronic Monitoring Module (VSIM)	XXS	0	0	0	0	0	0
<b>Winch</b> – WARN® front electric, 12,000-lb capacity (included with Power Wagon Package)	XE5	P	–	S	–	–	–
<b>EXTERIOR</b>							
<b>Bed Step, Rear, Deployable</b> – Mopar (included with Bed Utility Group)	MDN	P	P	P	P	0	0
<b>Bedliner</b> – Spray-in (included with Bed Utility Group)	XMF	0/P	0/P	0/P	0/P	S	S
– Spray-in Delete	XM9	–	–	–	–	0	0
<b>Bumpers</b> – Painted Tradesman Black, front	MB1	S	–	–	–	–	–
– Painted Tradesman Black, rear	MBN	S	–	–	–	–	–
– Chrome, front (included with Chrome Appearance Group on Tradesman)	MCT	P	S	–	S	S	S
– Chrome, rear (included with Chrome Appearance Group on Tradesman)	MBF	P	S	–	S	S	S
– Painted lower accent-color, front (included with two-tone paint)	MBU	–	–	–	P	P	–
– Painted lower accent-color, rear (included with two-tone paint)	MBV	–	–	–	P	P	–
– Painted body-color, front (included with Night Edition, Sport Appearance Package, Body-Color Bumper Group and Black Appearance Package)	MBA	–	P	–	P	–	P
– Painted body-color, rear (included with Night Edition, Sport Appearance Package, Body-Color Bumper Group and Black Appearance Package)	MBC	–	P	–	P	–	P
– Powder-coated Black, front (Power Wagon only)	MCS	–	–	S	–	–	–
– Powder-coated Black, rear (Power Wagon only)	MB5	–	–	S	–	–	–
<b>CHMSL</b> – Lamp (incandescent) with cargo box illumination	LPE	S	S	S	S	S	S
– LED with camera	LPD	–	0/P	0/P	0/P	0/P	0/P
<b>Clearance Lamps, LED</b> – Cab-mounted (optional on 2500 and 3500 SRW; included with 3500 DRW and Snow Chief Group)	LNC	0/P	0/P	S	0/P	0/P	0/P
– Box- and rear fender-mounted (included with 3500 DRW)	LND	P	P	–	P	P	P
<b>Fog Lamps</b> – Halogen with cornering feature (included with Power Wagon Package, ParkSense® Rear Park Assist <sup>3</sup> and H1 Group)	LNJ	P	0/P	–	–	–	–
– LED with cornering feature (included with Premium Lighting Group)	LNV	P	P	S	S	S	S

## EXTERIOR (continued)

<b>Grilles</b> – Upper header / lower appliqué painted Matte Black	MM5	S	–	–	–	–	–
– Upper header / lower appliqué in chrome (included with Chrome Appearance Group on Tradesman)	MNQ	P	S	–	S	S	S
– Upper header / lower appliqué painted body-color (included with Sport Appearance Package and Night Edition)	MM6	–	P	–	P	–	–
– Upper header / lower appliqué molded-in color	MMY	–	–	S	–	–	–
– Tradesman grille with painted Matte Black nostrils	MFF	S	–	–	–	–	–
– Tradesman grille with chrome nostrils (included with Chrome Appearance Group)	MAF	P	–	–	–	–	–
– Big Horn / Lone Star <sup>2</sup> grille with chrome nostrils / Gloss Black billets (included with Towing Technology Group)	MFH	P	S	–	–	–	–
– Black grille with Gloss Black nostrils / Gloss Black billets (included with Night Edition)	MAK	–	P	–	P	–	–
– Power Wagon grille with Billet Silver Ram badge: surround, upper header and lower appliqué	MFM	–	–	S	–	–	–
– Laramie grille with chrome nostrils / chrome billets	MF1	–	–	–	S	–	–
– Laramie Longhorn grille	MFZ	–	–	–	–	S	–
– Limited grille	MFJ	–	–	–	–	–	S
<b>Headlamps / Taillamps</b> – Base quad-halogen headlamps	LME	S	S	–	–	–	–
– Mid-level LED headlamps (included with Premium Lighting Group)	LPX	–	P	S	S	–	–
– High-level signature LED directional headlamps	LM6	–	–	–	–	S	S
– Incandescent taillamps	LA6	S	S	–	–	–	–
– Premium LED taillamps (Red Opaque center; included with Premium Lighting Group and Blind Spot Monitoring <sup>9</sup> )	LAY	P	P	S	S	S	S
– Automatic headlamps	LM6	S	S	S	S	S	S
– Auto High-Beam Headlamp Control (included with Safety Group)	LMS	P	P	P	P	S	S
<b>Lighting</b> – Pickup box (included with Bed Utility Group and RamBox® System)	LPL	0/P	0/P	0/P	0/P	S	S
<b>Mirrors, Exterior</b> – 6 x 9-inch manual (Black; standard on 2500 Regular Cab only)	GPU	S	–	–	–	–	–
– 6 x 9-inch power / heated (Black; standard on 2500 Tradesman Crew Cab; included with L1 Group on 2500 Tradesman Regular Cab; optional on Power Wagon; not available with X2 Group)	GT6	S/P	–	0	–	–	–
– Trailer-tow, manual (Black; standard on 3500 Regular Cab only; optional on 2500 Regular Cab only)	GPD	S/0	–	–	–	–	–
– Trailer-tow, power / heated / puddle / turn / running / manual-folding (Black; standard on 3500 Tradesman Crew Cab; optional on 2500 Tradesman, all cabs and requires L1 Group; included with L1 Group on 3500 Tradesman Regular Cab; not available with Blind Spot Monitoring <sup>9</sup> (XAN))	GPG	S/0/P	S	–	–	–	–
– Trailer-tow, power / heated / puddle / turn / running / power-folding (Black; included with Blind Spot Monitoring <sup>9</sup> ; included with H1 Group)	GP1	P	P	S	–	–	–
– Trailer-tow, power / heated / puddle / turn / running / power-folding / chrome	GP2	–	–	–	S	–	–

S = Standard. 0 = Optional. P = Part of Package. – = Not Available.



# RAM 2500/3500 BUYER'S GUIDE

## EXTERIOR (continued)

	SALES CODE	TRADESMAN®	BIG HORN® / LONE STAR <sup>21</sup>	POWER WAGON®	LARAMIE®	LARAMIE LONGHORN®	LIMITED
– Trailer-tow, power / heated / puddle / turn / running / power-folding / power-convex / trailer spotter light (Black; included with Surround-View Camera System <sup>4</sup> ; includes decorative trim ring on door switches)	GU8	–	P	–	–	–	–
– Trailer-tow, power / heated / puddle / turn / running / memory / power-folding / power-convex / trailer spotter light (Black; included with X2 Group on Power Wagon; included with Night Edition / Black Appearance Packages on Laramie; included with Surround-View Camera System <sup>4</sup> on Power Wagon and Laramie; included with Blind Spot Monitoring <sup>9</sup> on Laramie; included with P1 Group	6PH	–	–	P	P	–	–
– Trailer-tow, power / heated / puddle / turn / running / memory / power-folding / power-convex / trailer spotter light (chrome; included with Blind Spot Monitoring <sup>9</sup> and Surround-View Camera System <sup>4</sup> )	GU9	–	–	–	P	S	S
<b>Paint</b> – Monotone (included with Black paint on Power Wagon)	APA	S	S	P	S	S	S
– Lower two-tone	APD	–	–	S	O	O	–
<b>RamBox® Cargo Management System</b> – Includes illuminated, lockable, drainable bins on both bed sides, 115-volt driver-side outlet and pickup box lighting (short box only; SRW only; Tradesman requires Remote Keyless Entry; not available with low-volume paints; not available with Fifth-Wheel / Gooseneck Prep Group; not available with Box Delete)	XB9	O	O	O	O	O	S
<b>Side Steps / Running Boards</b> – Running boards, power (requires P2 Group and 8.4-inch or 12-inch radio; included with R1 Group)	MY7	–	–	–	O	P	S
– Side steps, tubular, chrome, cab-length (Regular Cab only)	MRT	O	O	–	–	–	–
– Side steps, tubular, Black, cab-length (Regular Cab and Power Wagon only)	MRU	O	O	O	–	–	–
– Side steps, flat, wheel-to-wheel, painted (Crew Cab and Mega Cab® only; single-rear-wheel (SRW) applications; optional with Night Edition on Big Horn / Lone Star <sup>21</sup> and Laramie (Black); included with two-tone paint on Laramie Longhorn)	MY5	–	O	–	O	P	–
– Side steps, flat, wheel-to-wheel, chrome (Crew Cab and Mega Cab only; SRW applications; standard on Laramie Longhorn; included with Monotone paint; requires Chrome Appearance Group on Tradesman)	MR5	O	O	–	O	S	O
– Side steps, flat, cab-length, painted (Crew Cab and Mega Cab only; included with dual-rear-wheel (DRW) applications; optional on SRW; optional with Night Edition on Laramie and Big Horn / Lone Star <sup>21</sup> (Black); included with two-tone paint on Laramie Longhorn)	MR4	–	O	–	O	O/P	–
– Side steps, flat, cab-length, chrome (Crew Cab and Mega Cab only; included with DRW applications; optional on SRW; included on DRW Laramie Longhorn with Monotone paint; requires Chrome Appearance Group on Tradesman)	MRS	O	O	–	O	O/P	O
<b>Tailgate</b> – Locking	XJJ	S	S	S	S	S	S
– Damped (included with H2 Group)	MWD	–	P	S	S	S	S
– Remote tailgate release (included with X1 and P1 Groups)	JKR	–	–	P	P	S	S
<b>Tie-Downs</b> – Lower, fixed, boat-style (four)	–	S	S	S	S	S	S

## EXTERIOR (continued)

– Upper, adjustable (four; included with RamBox Utility Group)	CL2	P	P	P	P	P	P
<b>Tonneau Cover</b> – Soft tri-fold (requires pickup box lighting)	CS7	O	O	O	O	O	O
<b>Wheel Flares</b> – Black, Power Wagon design (included with Power Wagon Package on Tradesman)	MMZ	P	–	S	–	–	–
– Painted body-color	MML	–	–	–	S	S	S
– Painted accent-color (included with lower two-tone paint)	MMJ	–	–	–	P	P	–
<b>Windshield Wipers</b> – Variable / intermittent	JHA	S	S	S	S	S	S
– Rain-sensitive (included with X2, P1 and Safety Groups)	JHC	P	P	P	P	S	S
<b>INTERIOR</b>							
<b>Air Conditioning</b> – Manual Temperature Control (MTC); base	HAA	S	S	S	–	–	–
– Dual-Zone Automatic Temperature Control (ATC) (included with H2 and X2 Groups; included with 8.4-inch and 12-inch radios on 2TZ, 2TY and 2TP; not available with Regular Cab)	HAF	–	P	P	S	S	S
<b>Auxiliary Switches</b> – Instrument panel-mounted	LHL	O	O	–	O	O	O
<b>Consoles and Storage</b> – Storage, floor-mounted tray (included only with bench seat; included with manual transfer case; L-shaped version surrounding T-case handle; included with bench seat on Crew Cab and Mega Cab 4x2 and 4x4 with electronic T-case; small storage tray; no tray included on Regular Cab 4x2 or 4x4 with e-Transfer case)	CUY	P	P	S	P	–	–
– Full-size floor console (included with bucket seats)	CUP	–	P	–	P	–	–
– Full-size floor console – Premium (included with bucket seats)	CVT	–	–	–	–	P	P
– Lower instrument-panel drawer (not available with center console)	CW8	–	S	–	S	–	–
– Storage, behind-seat (Regular Cab and Mega Cab)	CU3	S	S	–	S	S	S
– Storage, rear underseat compartment (Crew Cab only)	CUE	S	S	S	S	S	S
– Fold-flat load floor (Crew Cab only) with underseat storage (included with *M9 seats and above)	CVN	–	P	P	P	P	P
– Storage, in-floor boxes, rear (Crew Cab only; included with H1, X1 and P1 Groups)	CB9	–	P	P	P	S	S
– Close-out panel, in-floor storage (Crew Cab only)	CUH	S	S	S	S	–	–
– Storage, front center-seat cushion (included with *VI, *M9, *S9 and *ZL seats; included with CD player on Tradesman *TX and *V9 seats; optional CD player included in this location)	CVH	P	P	P	P	–	–
– Overhead console (incandescent lighting; included with L1 Group on Regular Cab)	CUN	P/S	S	S	–	–	–
– Overhead console (LED lighting; included with X2 Group)	CUS	–	–	P	S	S	S
<b>Door Locks</b> – Manual (Regular Cab only)	JE8	S	–	–	–	–	–
– Powered and speed-sensitive (included with L1 Group on Tradesman Regular Cab; standard on Crew Cab)	JPH	P/S	S	S	S	S	S
– Remote Keyless Entry (included with L1 Group; requires power locks; deletes manual lock cylinder from passenger side on 2TA)	GXM	P	S	S	S	S	S
– Remote proximity (passive) keyless entry (included with X2 Group)	GXD	–	–	P	S	S	S

S = Standard. O = Optional. P = Part of Package. – = Not Available.

# RAM 2500/3500 BUYER'S GUIDE

	SALES CODE	TRADESMAN®	BIG HORN® / LONE STAR <sup>23</sup>	POWER WAGON®	LARAMIE®	LARAMIE LONGHORN®	LIMITED
<b>INTERIOR (continued)</b>							
<b>Instrument Cluster, Display</b> – 3.5-inch Driver Information Display	JAE	S	S	–	–	–	–
– 3.5-inch Driver Information Display, color (included with H1 Group)	JAK	–	P	–	–	–	–
– 7-inch Driver Information Display, color (included with Safety Group on Tradesman and Base Big Horn / Lone Star <sup>21</sup> ; included with H2 Group)	JAL	P	P	S	S	S	S
<b>Key, Remote Start<sup>10</sup></b> – Key fob-activated (included with H2 and X1 Groups)	XBM	–	O/P	O/P	S	S	S
<b>Memory</b> – Radio presets / driver seat / exterior mirrors / power-adjustable pedals (included with X2 and P1 Groups)	LEV	–	–	P	P	S	S
<b>Pedals</b> – Non-adjustable	XAB	S	S	S	–	–	–
– Power-adjustable (included with H1 and X1 Groups)	XAP	–	P	P	S	–	–
– Power-adjustable with memory (included with X2 and P1 Groups)	XAM	–	–	P	P	S	S
<b>Speed Control</b> – Cruise control	NHM	S	S	S	S	S	S
– Adaptive Cruise Control with Stop <sup>5</sup> (included with Safety and M1 Groups)	NH3	P	P	P	P	P	P
<b>Steering Wheel</b> – Urethane	SCF	S	S	–	–	–	–
– Leather-wrapped (included with H1 and Safety Groups)	SCV	P	P	–	S	–	–
– Leather-wrapped, perforated with Gray stitching	SCB	–	–	S	–	–	–
– Leather-wrapped with real wood	SCW	–	–	–	–	S	S
– Audio controls (included with leather-wrapped steering wheels)	RDZ	P	P	S	S	S	S
– Heated (included with H2, X1 and the Heated Seats and Wheel Group)	NHS	–	P	P	S	S	S
<b>Sunroof</b> (not available with Regular Cab; requires H2, X2 and P1 Groups)	GWA	–	O	O	O	O	O
<b>Universal Garage Door Opener in Visor</b> (included with H1 and X1 Groups)	XGD	–	P	P	S	S	S
<b>Windows</b> – Manual (Regular Cab only)	JF8	S	–	–	–	–	–
– Power, front one-touch down (Regular Cab; included with L1 Group)	JPY	P	S	–	–	–	–
– Power, front one-touch up / down (Crew Cab and Mega Cab®)	JP3	S	S	S	S	S	S
– Rear, fixed	GJD	S	S	–	–	–	–
– Rear, manual-sliding (Regular Cab only; included with L2 and H1 Groups)	GFD	O/P	O/P	–	–	–	–
– Rear, power-sliding (Crew Cab and Mega Cab only; paired with defroster; included with L2 and H2 Groups)	GFE	P	P	S	S	S	S
– Rear window defroster (included with L2 and H2 Groups; paired with power-sliding rear window; optional with fixed rear glass on Tradesman and Big Horn / Lone Star <sup>21</sup> )	GFA	O/P	O/P	S	S	S	S
<b>UCONNECT® MULTIMEDIA</b>							
<b>Uconnect Voice Command</b> – With Bluetooth®	XRB	S	S	S	S	S	S
<b>Compass</b> – Compass and temperature display (in radio)	JFJ	S	S	S	S	S	S
– GPS antenna input on radio (included with all radios)	JLP	P	P	P	P	P	P
<b>Connectivity, Radio</b> – Auxiliary input, headphone jack	–	S	S	S	S	S	S
– Front Media Hub (one fully functional USB, one charging-only USB and one auxiliary input; each USB connection is a Type-A / -C USB pair)	RSF	S	S	S	S	S	S
– Single-remote USB port – Charging-only (center armrest, Type-A)	RS3	S	S	S	S	S	S

	SALES CODE	TRADESMAN	BIG HORN / LONE STAR <sup>23</sup>	POWER WAGON	LARAMIE	LARAMIE LONGHORN	LIMITED
<b>UCONNECT MULTIMEDIA (continued)</b>							
– Dual-remote USB Media Hub (one fully functional USB and one charging-only USB; each USB connection is a Type-A / -C USB pair; included with H2 and X2 Groups; not available with Regular Cab)	RS4	–	P	P	S	S	S
– Dual-remote USB Media Hub – Charging-only (two rear-seat-facing Type-A USBs with charging-only connection points; included with X2 and P2 Groups with *VL bench seat)	RS2	–	–	P	P	–	–
– USB host flip (included with 8.4-inch and 12-inch radios)	RF7	–	P	S	S	S	S
– Wireless charging pad (requires bucket seats; included with P2 and R1 Groups)	RFX	–	–	–	P	P	S
– Apple CarPlay <sup>®17</sup> (included with 8.4-inch and 12-inch radios)	RFP	–	P	S	S	S	S
– Android Auto <sup>™18</sup> (included with 8.4-inch and 12-inch radios)	RF5	–	P	S	S	S	S
<b>Media Player</b> – CD player, single-disc (included with X1 and P1 Groups and wireless charging pad)	RH1	O	O	P	P	S	S
<b>Power</b> – 12-volt DC auxiliary power point	JJJ	S	S	S	S	S	S
– Front 115-volt 400-watt outlet (3-prong; requires L1 Group; included with H2 Group)	JKV	O	O/P	S	S	S	S
– Rear 115-volt 400-watt outlet (3-prong; included with H2 and X2 Groups)	JJN	–	P	P	S	S	S
– RamBox® 115-volt 400-watt outlet (3-prong), driver-side (included with RamBox System)	JKV	P	P	P	P	P	S
– 400-watt inverter (included with JKV 115-volt outlet or RamBox System)	XHR	P	P	S	S	S	S
– Accessory delay	–	S	S	S	S	S	S
<b>Systems</b> – Uconnect 3 with 5-inch touchscreen display	UAA	S	S	–	–	–	–
– Uconnect 4 with 8.4-inch touchscreen display (optional with L1 Group on Tradesman; included with H1 Group)	UAM	O	O/P	S	S	–	–
– Uconnect 4 NAV with 8.4-inch touchscreen display (requires H1 and X1 Groups; included with P2 Group; not available with Regular Cab)	UAV	–	O	O	O/P	S	–
– Uconnect 4 NAV with 12-inch touchscreen display (requires X2 and P1 Groups; included with R1 and M1 Groups; late availability on Big Horn / Lone Star <sup>21</sup> )	UAX	–	O	O	O	O/P	S
<b>SiriusXM® Radio<sup>11</sup></b> (included with L2 and H1 Groups)	RSD	P	O/P	S	S	S	S
<b>SiriusXM Traffic Plus<sup>11</sup></b> (included with 8.4-inch NAV or 12-inch NAV radios)	RTB	–	P	P	P	S	S
<b>SiriusXM Travel Link<sup>11,16</sup></b> (included with 8.4-inch NAV or 12-inch NAV radios)	RSM	–	P	P	P	S	S
<b>SiriusXM Guardian<sup>™14</sup></b> – SOS / Assist / Cell Connection (included with 8.4-inch NAV or 12-inch NAV radios)	RSK	–	P	P	P	S	S
<b>SiriusXM 360L<sup>11</sup></b> (included with 12-inch radio)	RTU	–	P	P	P	P	P
<b>Speaker Systems, Audio</b> – Base 4-speaker system (standard on Regular Cab Tradesman only)	RCD	S	–	–	–	–	–
– Base 6-speaker system (standard on Crew Cab and Mega Cab®)	RCG	S/O	S	S	–	–	–
– Premium 7-speaker system, with center instrument-panel speaker and amplifier (Regular Cab only)	RCK	–	O	–	–	–	–

S = Standard. O = Optional. P = Part of Package. – = Not Available.



# RAM 2500/3500 BUYER'S GUIDE

## UCONNECT® MULTIMEDIA (continued)

– Premium 10-speaker Surround Sound system (Crew Cab and Mega Cab; nine amplified speakers and one subwoofer; included with X2 Group; requires H1 Group)	RC3	–	0	0/P	S	S	S
– Premium 17-speaker Surround Sound system (Crew Cab and Mega Cab; requires X2 Group; included with P2, R1 and M1 Groups)	RCA	–	–	0	P	P	P
<b>Active Noise Control System</b> (includes ATMM on gas engines only; included with 6.4L gas engine, not available with Regular Cab; included with 6.7L diesel engines, Crew Cab and Mega Cab; included with L1 Group on Regular Cab only)	JLW	P	P	P	P	P	P

## TIRES

<b>Tires</b> – 2500 – LT245 / 70R17E BSW Firestone™ Transforce HT All-Season (2500 only)	TWD	S	–	–	–	–	–
– LT285 / 70R17D OWL Goodyear® Wrangler DuraTrac® All-Terrain (included with Power Wagon Package)	TW2	P	–	S	–	–	–
– LT275 / 70R18E BSW Firestone Transforce HT All-Season (included with Chrome Appearance Group on Tradesman with 18-inch steel wheel)	TCN	P	S	–	S	S	–
– LT275 / 70R18E OWL Firestone Transforce AT On- / Off-Road (included with Snow Chief Group; Off-Road Group if 18-inch wheels)	TCP	0/P	0/P	–	0/P	0/P	0/P
– LT285 / 60R20E OWL Firestone Transforce AT On- / Off-Road (included with 20-inch wheels; not available with Regular Cab)	TEA	–	P	–	P	P	S
<b>3500 Dual Rear Wheel</b> – LT235 / 80R17E BSW All-Season	TV2	S	S	–	S	S	S
– LT235 / 80R17E OWL On- / Off-Road	TV3	0	0	–	0	0	0
<b>Tires, Spare</b> – Full-size, matching	TBB	S	S	S	S	S	S
– Full-size, delete (included with Box Delete)	TBF	P	P	–	S	S	S
– Full-size, add (requires Box Delete)	TBE	0	0	–	–	–	–
– Carrier	TBM	S	S	S	S	S	S

## SAFETY, SECURITY & CONVENIENCE

<b>Air Bags</b> <sup>23</sup> – Advanced multistage front	CG3	S	S	S	S	S	S
– Supplemental side-curtain	CGS	S	S	S	S	S	S
– Supplemental side-seat	CJ1	S	S	S	S	S	S
<b>Cameras</b> – ParkView® Rear Back-Up Camera <sup>4</sup> (not available with Surround-View Camera System <sup>4</sup> )	XAC	S	S	S	S	S	S
– Surround-View Camera System <sup>4</sup> (includes dynamic front-tire lines on Power Wagon only; included with Towing Technology and M1 Groups; requires Blind Spot Monitoring <sup>8</sup> and Cargo-View Camera <sup>4</sup> ; not available with Pickup Box Delete or Regular Cab)	XAK	P	P	P	P	P	P
– Cargo-View Camera <sup>4</sup> with LED CHMSL and Cargo Box Illumination (includes dynamic centerline with Surround-View Camera System <sup>4</sup> ; requires 8.4-inch or 12-inch radio and H1 Group on Big Horn / Lone Star <sup>21</sup> ; not available with incandescent CHMSL lamp; not available with Regular Cab; included with Max Tow Package and Towing Technology Group)	LPD	P	0/P	0/P	0/P	0/P	0/P

## SAFETY, SECURITY & CONVENIENCE (continued)

– Auxiliary (Trailer) Camera Prep provides in-cab wiring, camera HDMI in radio, 7- / 12-pin rear-bumper connector and/or 7- / 12-pin pickup bed connector (included with Fifth-Wheel / Gooseneck Prep Group; auxiliary camera <sup>4</sup> available separately as Mopar® Accessory)	XFQ	0	0	0	0	0	0
– Auxiliary (Trailer) Camera System <sup>4</sup> ; wired, Mopar Accessory available at dealer; requires 8.4-inch or 12-inch radio, Auxiliary Camera Prep and H1 Group; single-camera compatibility; not available with CHMSL Camera without Surround-View Camera System <sup>4</sup> )	–	0	0	0	0	0	0

## FEATURES, SAFETY & SECURITY

<b>Blind Spot Monitoring<sup>8</sup> with Rear Cross-Path Detection<sup>4</sup></b> (included with Safety Group, P1 Group on Laramie, R1 Group on Laramie Longhorn, Surround-View Camera System <sup>4</sup> , and Towing Technology Group)	XAN	P	0/P	0/P	0/P	0/P	S
<b>Full-Speed Forward Collision Warning Plus<sup>6</sup></b> – With Auto Emergency Braking (included with Safety and M1 Groups)	LSU	P	P	P	P	P	P
<b>Trailer Reverse Guidance<sup>4</sup></b> – Included with Surround-View Camera System <sup>4</sup>	XPU	P	P	P	P	P	P
<b>Adaptive Cruise Control with Stop<sup>5</sup></b> (included with Safety and M1 Groups)	NH3	P	P	P	P	P	P
<b>Hill Descent Control</b> (included with Off-Road Group)	BNH	P	P	S	P	P	P
<b>Back-Up Alarm</b> – Audible alarm when vehicle is in Reverse	XAW	0	0	0	0	0	0
<b>DOT Safety Kit</b> (included with Max Tow Package)	ACL	0/P	0/P	0	0/P	0/P	0/P
<b>Parking Sensors</b> – ParkSense® Rear Park Assist <sup>9</sup>	XAA	0	0	–	–	–	–
– ParkSense Front and Rear Park Assist <sup>9</sup> (included with H2 Group)	XAG	–	0/P	S	S	S	S
<b>Restraints</b> – Front, height-adjustable three-point seat belts (outboard positions only)	CGD	S	S	S	S	S	S
<b>LATCH</b> – Child Seat Anchor System	CGU	S	S	S	S	S	S
<b>LaneSense® Lane Departure Warning Plus<sup>7</sup></b> – Includes Adaptive Steering System (included with Safety or M1 Groups)	LAS	P	P	P	P	P	P
<b>Security</b> – Sentry Key® Theft Deterrent System – Engine immobilizer	GXX	S	S	S	S	S	S
– Security alarm <sup>24</sup> (included with H2 and X2 Groups)	LSA	–	0/P	0/P	S	S	S
<b>Tire Pressure Monitor</b> – Tire Pressure Monitoring System (TPMS), cluster display (2500 only)	XGM	S	S	S	S	S	S
– Tire Pressure Information system, cluster display (3500 only)	XBT	S	S	–	S	S	S
– Selectable Tire Fill Alert (STFA) (included with 8.4-inch or 12-inch radios)	LA5	P	P	P	S	S	S
– Tire Fill Alert	LAW	S	S	S	S	S	S
<b>Trailer Brake Controller</b> – Electronic trailer brake controller (ITBM; included with Max Tow Package)	XHC	0/P	S	S	S	S	S

S = Standard. 0 = Optional. P = Part of Package. – = Not Available.

# RAM 2500/3500 BUYER'S GUIDE

## EQUIPMENT GROUPS

**Tradesman Level 1 Equipment Group (L1)** (Regular Cab only) – Includes overhead console, incandescent lighting, one-touch down power windows, speed-sensitive power door locks, premium vinyl door trim, 2500 models 6 x 9-inch power / heated mirrors, 3500 models trailer-tow mirrors, power / heated / puddle / turn / manual-folding mirrors and Remote Keyless Entry

**Tradesman Level 2 Equipment Group (L2)** – Includes L1 Group for Regular Cab, \*V9 cloth seats, carpet floor covering, front (Regular Cab) and rear (Crew Cab) carpeted floor mats, manual-sliding rear window (Regular Cab only), power-sliding rear window (Crew Cab), rear window defroster (Crew Cab only) and SiriusXM® Radio<sup>11</sup>

**Big Horn / Lone Star<sup>21</sup> Level 1 Equipment Group (H1)** – Includes 18-inch polished cast aluminum wheels (single rear wheel only), halogen fog lamps, Black power / heated / puddle / turn / power-folding exterior mirrors, \*M9 premium cloth seats, Uconnect® 8.4-inch touchscreen display (AM / FM / SAT / Bluetooth®), SiriusXM Radio<sup>11</sup>, leather-wrapped steering wheel with audio controls, cluster display, 3.5-inch Driver Information Display, color, interior mirror, rearview, auto-dimming, visor, driver and passenger side, with illuminated vanity mirror, Universal Garage Door Opener in visor, switchable dome lamp, footwell lighting, upper closed glove box with painted door and Big Horn / Lone Star<sup>21</sup> badge, lighting, glove boxes, power-adjustable pedals, storage, rear in-floor boxes (Crew Cab only), fold-flat load floor (Crew Cab only), manual-sliding rear window (Regular Cab only) and foam bottle insert for driver front door

**Big Horn / Lone Star<sup>21</sup> Level 2 Equipment Group (H2)** – Includes H1 Group, Blind Spot Monitoring<sup>9</sup> with Rear Cross-Path Detection<sup>4</sup>, premium LED taillamps, 7-inch Driver Information Display, color cluster display, key fob-activated Remote Start<sup>10</sup>, security alarm,<sup>24</sup> ParkSense® Front and Rear Park Assist System<sup>9</sup> (six rear sensors with dual rear wheel), heated front seats, heated steering wheel, Dual-Zone Automatic Temperature Control (not available with Regular Cab), power-sliding rear window (Crew Cab and Mega Cab® only), rear window defroster (Crew Cab and Mega Cab only), dual remote USB ports (charging-only; not available with Regular Cab), 115-volt, 400-watt AC power outlets (front, rear; rear not available with Regular Cab) and damped tailgate

**Power Wagon Level 1 Equipment Group (X1)** – Includes key fob-activated Remote Start<sup>10</sup>, power-adjustable pedals, perforated leather steering wheel with audio controls / Gray stitching / heat, heated front seats, storage, rear in-floor boxes (Crew Cab only), Universal Garage Door Opener in visor, driver and passenger-side, with illuminated vanity mirror, foam bottle insert for front doors only and power-release tailgate

	SALES CODE	TRADESMAN®	BIG HORN® / LONE STAR <sup>21</sup>	POWER WAGON®	LARAMIE®	LARAMIE LONGHORN®	LIMITED
	A61	0	-	-	-	-	-
	A6B	0	-	-	-	-	-
	A62	-	0	-	-	-	-
	A63	-	0	-	-	-	-
	A64	-	-	0	-	-	-

## EQUIPMENT GROUPS (continued)

**Power Wagon Level 2 Equipment Group (X2)** – Includes X1 Group, body-color door and tailgate handles, \*ZL leather-trimmed seats, premium audio (nine speakers and one subwoofer), power / heated / puddle / turn / memory / power-folding / power-convex / trailer spotter light (Black), trailer-tow mirrors, power-adjustable pedals with memory, memory for radio / driver seat / mirrors / pedals, Auto High-Beam Headlamp Control, rain-sensitive windshield wipers, LED interior accent lighting, Dual-Zone Automatic Temperature Control, remote proximity (passive) Keyless Entry, dual-remote USB ports (charging only), 115-volt, 400-watt AC power outlet (rear) and security alarm<sup>24</sup>

**Laramie Level 1 Equipment Group (P1)** – Includes Auto High-Beam Headlamp Control, rain-sensitive windshield wipers, power-release tailgate, storage, rear in-floor boxes (Crew Cab only), foam bottle inserts (front doors only), ventilated outboard seating positions (three adjustment levels), memory for radio / driver seat / mirrors / pedals, power-adjustable pedals, and Blind Spot Monitoring<sup>9</sup> with Rear Cross-Path Detection<sup>4</sup>

**Laramie Level 2 Equipment Group (P2)** – Includes P1 Group, heated rear seat (with three adjustment levels), dual-remote USB ports (charging-only), wireless charging pad (with bucket seats only), Uconnect 8.4-inch touchscreen display (AM / FM / SAT / Bluetooth / NAV / Voice) and premium 17-speaker Surround Sound system

**Laramie Longhorn Level 1 Equipment Group (R1)** – Includes Blind Spot Monitoring<sup>9</sup> with Rear Cross-Path Detection<sup>4</sup>, Uconnect 12-inch touchscreen display with AM / FM / Bluetooth / SiriusXM Radio<sup>11</sup> / NAV / HD / Cell, premium 17-speaker Surround Sound system, wireless charging pad and power running boards

**Limited Level 1 Equipment Group (M1)** – Includes LaneSense® Lane Departure Warning Plus,<sup>7</sup> Surround-View Camera System,<sup>4</sup> Full-Speed Forward Collision Warning Plus with Auto Emergency Braking<sup>6</sup>, Adaptive Cruise Control with Stop<sup>5</sup>, premium 17-speaker Surround Sound system and Trailer Reverse Guidance<sup>4</sup> (included with Surround-View Camera System<sup>4</sup>)

## APPEARANCE PACKAGES

**Sport Appearance Package** – Includes Monotone paint, body-color door handles, body-color front and rear bumpers, upper header / lower appliqué painted in body-color, interior, Black with Black headliner, Black interior accents (Piano Silverline instrument panel, door and console trim on Laramie only), ParkSense Front and Rear Park Assist<sup>9</sup> (six rear sensors with dual rear wheel (DRW); Big Horn / Lone Star<sup>21</sup> only; standard on Laramie), and 17-inch polished aluminum wheels (Big Horn / Lone Star<sup>21</sup> DRW only)

S = Standard. 0 = Optional. P = Part of Package. - = Not Available.

	SALES CODE	TRADESMAN	BIG HORN® / LONE STAR <sup>21</sup>	POWER WAGON	LARAMIE	LARAMIE LONGHORN	LIMITED
	A65	-	-	0	-	-	-
	A66	-	-	-	0	-	-
	A67	-	-	-	0	-	-
	A68	-	-	-	-	0	-
	A69	-	-	-	-	-	0
	AEF	-	0	-	0	-	-



## RAM 2500/3500 BUYER'S GUIDE

	SALES CODE	TRADESMAN®	BIG HORN® / LONE STAR <sup>23</sup>	POWER WAGON®	LARAMIE®	LARAMIE LONGHORN®	LIMITED
<b>APPEARANCE PACKAGES (continued)</b>							
<b>Night Edition</b> – Includes Sport Appearance Package, tow hooks, 20-inch Black wheels (single rear wheel only), LT285 / 60R20E OWL Firestone™ Transforce AT On- / Off-Road tires (SRW only), Black mirrors, Black headlamp bezel, Black taillamp bezel, body-color grille, Black badges and ParkSense® Front and Rear Park Assist <sup>9</sup>	ASH	–	0	–	0	–	–
<b>Black Appearance Package</b> – Includes Black door handles, Black tow hooks, Black mirrors, Black badges, Black-bezel headlamps and taillamps, Black grille surround, Black bumpers, Gray grille inserts and Black-painted aluminum wheels	ALC	–	–	–	–	–	0
<b>Chrome Appearance Group (Tradesman)</b> – Includes chrome front and rear bumpers, chrome upper header / lower appliqué, Tradesman grille with chrome nostrils, 18 x 8-inch steel chrome-clad wheels (SRW), and 17 x 6-inch steel wheels with chrome finish (DRW)	AMP	0	–	–	–	–	–
<b>Chrome Appearance Group (Laramie)</b> – Includes flat wheel-to-wheel side steps, chrome belt molding and chrome tow hooks	AMP	–	–	–	0	–	–
<b>Body-Color Bumper Group</b> – Includes front and rear bumpers painted body-color (not available with two-tone paint)	ALN	–	–	–	0	0	0
<b>OPTION GROUPS</b>							
<b>Bed Utility Group</b> – Includes pickup box lighting, spray-in bedliner and rear, deployable bed step (optional on L1, H1, X1, P1 and R1 Groups)	ANT	0	0	0	0	–	–
<b>Heated Seat and Wheel Group</b> – Includes heated front seats and heated leather-wrapped steering wheel	AGF	–	0	–	–	–	–
<b>Cold Weather Group</b> – Includes engine block heater and winter front grille cover (diesel engines only)	ADE	0	0	–	0	0	0
<b>Dual Rear Wheel Group</b> – Includes rear wheelhouse liners, cab-mounted LED clearance lamps, and box- and rear-fender-mounted LED clearance lamps (3500 only; included with Max Tow Package)	WLA	0/P	0/P	–	0/P	0/P	0/P
<b>Fifth-Wheel / Gooseneck Prep Group</b> – Includes bed-mounted 7-pin connector, mounting holes for fifth-wheel hitch and gooseneck ball, mounting hole covers, and 7- / 12-pin connectors if equipped with Auxiliary Camera Prep Group (included with Max Tow Package)	AHU	0/P	0/P	–	0/P	0/P	0/P
<b>Max Tow Package</b> – Includes 30K fifth-wheel hitch, Auto-Level Rear Air Suspension, Fifth-Wheel / Gooseneck Prep Group, Cargo-View Camera, <sup>4</sup> Trailer Brake Controller, daytime running lamps and DOT Safety Kit (3500 only; requires 6.7L Cummins® High Output diesel engine with AISIN® 6-speed transmission, 4.10 axle ratio and dual rear wheels)	AJL	0	0	–	0	0	0
<b>Off-Road Group</b> – Includes front / rear Bilstein® shocks, transfer case skid plate, tow hooks, Hill Descent Control, All-Terrain tires and off-road decal (2500 4x4 only)	ARC	0	0	–	0	0	0

	SALES CODE	TRADESMAN	BIG HORN® / LONE STAR <sup>23</sup>	POWER WAGON	LARAMIE	LARAMIE LONGHORN	LIMITED
<b>OPTION GROUPS (continued)</b>							
<b>Premium Lighting Group</b> – Includes LED headlamps, LED taillamps and LED fog lamps	AD6	–	0	–	–	–	–
<b>Protection Group</b> – Includes tow hooks and transfer case skid plate (4x4 only)	ADB	0	0	–	0	0	0
<b>Power Wagon Package</b> – Includes Ram Articulin <sup>®</sup> front suspension, front / rear Bilstein shocks, Hill Descent Control, Tru-Lok <sup>®</sup> front and rear axles, 4.10 axle ratio, tow hooks, fuel tank skid plate, transfer case skid plate, front electric winch, Black wheel flares, fog lamps, chrome front and rear bumpers, front disconnecting stabilizer bar, 17-inch aluminum Power Wagon wheel, LT285 / 70R17D OWL Goodyear® Wrangler DuraTrac <sup>®</sup> All-Terrain tires and rear-wheel well liners (2500: gas engine; Crew Cab: 4x4 only)	ACE	0	–	–	–	–	–
<b>RamBox<sup>®</sup> Utility Group</b> – Includes stowable bed divider and upper cargo rail system (optional with RamBox System on L2, H1, X1, P1 and R1 Groups)	AM8	0	0	0	0	0	S
<b>Snow Plow Prep Group</b> – Includes 220-amp alternator and transfer case skid plate (4x4 only)	AHD	0	0	–	0	0	0
<b>Snow Chief Group</b> – Includes 220-amp alternator, antispin rear differential, instrument panel-mounted auxiliary switches, LED clearance lamps, LT275 / 70R18E OWL On- / Off-Road tires (if 18-inch wheels) and transfer case skid plate (not available with 4x2, DRW models and Night Edition)	AD2	0	0	–	0	0	0
<b>Safety Group</b> – Includes LaneSense <sup>®</sup> Lane Departure Warning Plus, <sup>7</sup> Blind Spot Monitoring <sup>8</sup> with Rear Cross-Path Detection, <sup>4</sup> mid-level LED headlamps (Tradesman and Big Horn / Lone Star <sup>21</sup> ), premium taillamps (Tradesman and Big Horn / Lone Star <sup>21</sup> ), premium LED fog lamps (Tradesman and Big Horn / Lone Star <sup>21</sup> ), rain-sensitive windshield wipers, Auto High-Beam Headlamp Control, Full-Speed Forward Collision Warning Plus with Auto Emergency Braking <sup>6</sup> and Adaptive Cruise Control with Stop <sup>5</sup> (requires L1 Group and Trailer Brake Controller (XHC) on Tradesman)	AAU	0	0	0	0	0	0
<b>Tech Package</b> (late availability) – Includes Cargo-View Camera, <sup>4</sup> LED headlamps, taillamps and fog lamps, premium 9-speaker audio system with subwoofer, Uconnect <sup>®</sup> 4C system with 12-inch display, and Surround-View Camera System with Trailer Reverse Guidance <sup>4</sup> (requires Level 2 Equipment Group; not available on Regular Cab)	AA2	–	0	–	–	–	–
<b>Towing Technology Group</b> – Includes Surround-View Camera System, <sup>4</sup> Cargo-View Camera <sup>4</sup> with Dynamic Grid Lines, Trailer Reverse Guidance <sup>4</sup> trailer-tow mirror with trailer spot lamp, and Blind Spot Monitoring <sup>8</sup> with Rear Cross-Path Detection <sup>4</sup> (requires 8.4-inch or 12-inch radio; requires L1, H1, X1, P1 and R1 Groups)	AAN	0	0	0	0	0	0

S = Standard. 0 = Optional. P = Part of Package. – = Not Available.



# RAM OUTFITTER

DRIVE HOME THE POINT: YOU'RE TOTALLY INTO RAM TRUCKS.

**BORN UNDER THE RAM LOGO.** Drive a pickup with total street cred—and then take it to the next level. Ram Outfitter is where you'll find the useful, the cool and the stylish—from clothing and caps to coolers and tools. Make the Ram identity part of your everyday lifestyle. It's all at [RAMTRUCKS.COM/OUTFITTER](https://RAMTRUCKS.COM/OUTFITTER)





1 Based on the average of VIO vs. New Registrations for each model year using IHS Markit Data as of September 1, 2019 for Model Years 1988 - 2019. 2 When properly equipped. See dealer for details. 3 Class based on 250/2500 and 350/3500 pickups. 4 Always check entire surroundings visually before proceeding. 5 This system is a driver convenience system, not a substitute for active driver involvement. The driver must remain aware of traffic conditions and be prepared to use the brakes to avoid collisions. 6 This system is an alert system for the front of the vehicle. It is not a substitute for active driver involvement. The driver must remain aware of traffic conditions and be prepared to use the brakes to avoid collisions. 7 This system is a driver convenience system, not a substitute for active driver involvement. The driver must remain aware of traffic conditions and maintain control of the vehicle. 8 Always check visually for vehicles prior to changing lanes. 9 Always look before proceeding. An electronic drive aid is not a substitute for conscientious driving. Always be aware of your surroundings. 10 Check state and local laws regarding the use of remote start systems. 11 SiriusXM Radio, SiriusXM Traffic Plus and SiriusXM Travel Link each require a subscription sold separately, or as a package, by SiriusXM Radio Inc. **If you decide to continue service after your 1-year/5-year trial included with the new vehicle purchase, the subscription plan you choose will automatically renew thereafter and you will be charged according to your chosen payment method at then-current rates.** Trial service is not transferable. Fees and taxes apply. Please see the Customer Agreement at [www.siriusxm.com](http://www.siriusxm.com) for complete terms and how to cancel, which includes calling SiriusXM at 1-866-635-2349. All fees and programming are subject to change. Not all vehicles or devices are capable of receiving all services offered by SiriusXM. Data displays and individual product availability vary by vehicle hardware. Current information and features may not be available in all locations, or on all receivers. Weather Forecast, Current Conditions may not be available in all locations. 12 The Uconnect Phone requires a mobile phone equipped with the Bluetooth Hands-Free Profile. To check phone compatibility, please visit [www.UconnectPhone.com](http://www.UconnectPhone.com). 13 Remote Vehicle Start is not available on all vehicles. You are responsible for using remote features in accordance with any laws, rules or ordinances in effect in your vehicle's location. You must have an active subscription to SiriusXM Guardian in order to use remote services. See Terms of Service for service limitations. 14 All SiriusXM Guardian equipped vehicles come with a 12-month trial effective on the date of purchase or lease of a new vehicle. Enrollment in the trial is required to receive service. Upon expiration of the trial period, purchase of a subscription is required to continue SiriusXM Guardian. SiriusXM Guardian is available only on equipped vehicles purchased within the United States and Puerto Rico. Services can only be used where cellular coverage is available. See Uconnect and SiriusXM Guardian Terms of Service for complete service limitations. 15 Three-month/1GB trial included with the purchase or lease of a new vehicle. Upon expiration of the trial period, purchase of a subscription is required. WiFi Hotspot available through third-party subscription. Requires Internet-enabled mobile device. See dealer for details. This feature is not intended for use by the driver while the vehicle is in motion. Always drive carefully. 16 This feature does not work while the vehicle is in motion. 17 Requires compatible iPhone. See dealer for phone compatibility. Data plan rates apply. Vehicle user interface is a product of Apple. Apple CarPlay, Apple Music and Siri are trademarks of Apple Inc. iPhone is a trademark of Apple Inc., registered in the US and other countries. Apple terms of use and privacy statements apply. 18 Requires an iPhone with Siri. Certain features are not available while the vehicle is in motion. iPhone must be within active cellular range. Customer's existing iPhone data rates apply to Internet-supported features. 19 To use Android Auto on your phone screen, you'll need an Android phone running 5.0 or higher and the Android Auto App. Google, Android, Google Play and Android Auto are trademarks of Google LLC. 20 Never operate the vehicle with the seats reclined to the extent that the seat belts are not secure and flat against your torso. 21 Lone Star model available only in Texas. 22 Always drive carefully, consistent with conditions. Always wear your seat belt and obey traffic laws. 23 Always sit properly in designated seating positions with seat belts securely fastened at all times. 24 Vehicle must be locked and system activated for alarm to sound. 25 Assumes properly equipped vehicle and 150-lb allowance for driver. Additional options, equipment, passengers and cargo weight must be subtracted. See dealer for details. 26 Always drive carefully, consistent with conditions.

©2019 FCA US LLC. All Rights Reserved. Ram, Mopar, Big Horn, HEMI, LaneSense, Laramie, Laramie Longhorn, Mega Cab, ParkSense, ParkView, Power Wagon, Ram Articulin, the Ram's Head logo, RamBox, Sentry Key, TorqueFlite, Tradesman, Tru-Lok and Uconnect are registered trademarks, and Built to Serve is a trademark of FCA US LLC.

Bilstein is a registered trademark of August-Bilstein GmbH & Co. Harman Kardon is a registered trademark of Harman International Industries, Inc. Cummins is a registered trademark of Cummins, Inc. AISIN is a registered trademark of Aisin Seiki Co., Ltd. WARN is a registered trademark of Warn Industries, Inc. CNH, Case IH and New Holland are registered trademarks of CNH America LLC. Bluetooth is a registered trademark of Bluetooth SIG, Inc. Sirius XM Connected Vehicles Services Inc. Sirius, XM, SiriusXM and SiriusXM Guardian and all related marks and logos are registered trademarks of Sirius XM Radio Inc. Facebook and logo are registered trademarks of Facebook, Inc. The Twitter logo is a service mark of Twitter, Inc. Instagram and logo are registered trademarks of Instagram, Inc. Goodyear and DuraTrac are registered trademarks of The Goodyear Tire & Rubber Company. MAGNETI MARELLI is a trademark of Magneti Marelli S.p.A. Firestone is a trademark of Bridgestone Brands, LLC. KONI is a trademark of Koni B.V. BIG TEX TRAILERS is a trademark and brand of Big Tex Trailer Manufacturing, Inc. Pandora is a registered trademark of Pandora Media, LLC. WhatsApp is a registered trademark of WhatsApp Inc. Spotify is a registered trademark of Spotify AB. Audible is a registered trademark of Audible, Inc.

About this catalog: since the time of publication, some of the information you'll find in this catalog may have been updated. Ask your dealer for details. Some of the equipment shown or described throughout this catalog may be available at extra cost. Specifications, descriptions, illustrative materials and all competitive comparisons contained herein are as accurate as known at the time this publication was approved for printing. FCA US LLC reserves the right to discontinue models at any time or change specifications without notice or without incurring obligation. Options may be required in combination with other options. For the price of the model with the equipment you desire, or verification of specifications contained here, see your Ram dealer.

JOIN IN



Join fellow Ram enthusiasts and tell your story by posting comments, participating in discussions, and sharing your photos and videos. Join our community on Facebook, Twitter, YouTube and Instagram.



Explore Ram Life  
[ramtrucks.com/ram-life.html](http://ramtrucks.com/ram-life.html)

# RAMTRUCKS.COM

Ram is a registered trademark of FCA US LLC.

74-383-2020\_3/20