

2019 Camry





# The daring side of dependability.

The 2019 Toyota Camry proves that sensibility, exhilarating performance and heart-stopping style can go hand in hand. You'll immediately notice its sleek, evocative exterior, which seduces the senses with bold contours and a wide stance. Slip inside, and you'll find a welcoming environment that caters to your every whim. Then shift into Drive to discover how Camry is much more than just alluring looks, thanks to three sophisticated powertrains and a next-generation platform that reduces weight and lowers the center of gravity for a sharpened response. And with Toyota Safety Sense™ P (TSS-P)<sup>38</sup> standard on every model, Camry helps protect as well as it comforts. So whatever you desire in a midsize sedan, you'll find it all in one stylish package that pushes all the right limits.



Left to right: **XSE V6** shown in Wind Chill Pearl<sup>2</sup> and Midnight Black Metallic roof<sup>2</sup> with available Navigation Package;<sup>24</sup> **XSE V6** shown in Supersonic Red<sup>2</sup> with available Navigation Package.

See numbered footnotes in Disclosures section.





### EXPAND YOUR HORIZONS

Slip into a premium space that puts a premium on your comfort. Thanks to the Toyota New Global Architecture (TNGA) platform, Camry's seats are placed lower, creating a generous interior space. The rear seats even feature the same dynamic and supportive design as the front seats. The interior is then styled with appealing materials and textures, from the available Cockpit Red leather trim to the upscale textured metal moldings and the ambient interior lighting. It's a practical and stylish cabin with an exceptional attention to detail.



**XSE V6** interior shown in Cockpit Red leather trim with available Navigation Package.<sup>24</sup>

See numbered footnotes in Disclosures section.



Camry is the best-selling  
standard midsize car for  
the 16th year in a row.<sup>64</sup>



See numbered footnotes in Disclosures section.



# Leave a lasting impression.

---

Camry XSE's powerful stance and captivating style announce your arrival with authority. Its muscular shape is defined by sweeping curves and chiseled surfaces. Sport side rocker panels and an integrated rear spoiler not only emphasize its coiled stance, but also redirect airflow to enhance efficiency and performance. Push these limits even further with unique catamaran-inspired accents and a black sport mesh grille, culminating in a seductive blend of sinuous lines and sharp, unconstrained edges that make an impact.



## **19-IN. MACHINED-FINISH ALLOY WHEELS WITH BLACK-PAINTED ACCENTS**

Add to the allure with the lustrous black hue found on Camry XSE's 19-in. alloy wheels. The deep color dramatically contrasts the exquisite machined finish of the V-shaped spokes. Low-profile 40-series tires complete the distinctive look while providing a precise, confidence-inspiring drive.



## **SMOKE-TINT LED HEADLIGHTS WITH LED DAYTIME RUNNING LIGHTS (DRL)**

The XSE's LED headlights with smoke tint and fully integrated LED Daytime Running Lights (DRL) add an illuminating touch. This expressive look is highlighted by a design inspired by the symmetrical lines in the sand of a Japanese Zen garden.



## **LED TAILLIGHTS**

Camry's available LED taillights feature an eye-catching organic shape. It's a powerful look that flows seamlessly into the rear bumper. Stylish lights like these are the perfect way to brighten any drive.



EXTERIOR STYLING



**XSE V6** shown in Supersonic Red<sup>2</sup> with available Navigation Package.<sup>24</sup>

See numbered footnotes in Disclosures section.



# Take a commanding view.

It's a space that's all about you with an inviting, wide-open sensation. Get behind the wheel and the driver-centric position envelops you. Thanks to the perfectly placed steering wheel controls, everything you want is right at your fingertips. The available 10-in. color Head-Up Display (HUD) projects important information such as your speed, turn-by-turn directions, and more, right onto the lower portion of the windshield. It helps you stay focused on the road ahead.



## 7-IN. COLOR MULTI-INFORMATION DISPLAY (MID)

Standard on XLE and XSE, the 7-in. color Multi-Information Display presents turn-by-turn directions, safety info and alerts right where you want them. It will also display your current and average fuel economy, and audio presets.

## 8-IN. MULTIMEDIA TOUCH-SCREEN

Camry offers an available 8-in. multimedia touch-screen with intuitive pinch-and-zoom navigation controls for a familiar experience. The Entune™ 3.0<sup>4</sup> system speaks to your style with a customizable home screen and standard Entune™ 3.0 App Suite<sup>4</sup> with available Toyota Connected Services. You'll even welcome longer trips, thanks to Camry being Scout® GPS Link<sup>5</sup> compatible, and its available 9-speaker, 800-watt Entune™ 3.0 Premium Audio with JBL®<sup>23</sup> w/Clari-Fi™<sup>23</sup>





**XSE V6** interior shown in Black leather trim with available Navigation Package.<sup>24</sup>

See numbered footnotes in Disclosures section.



# Unleash your inner thrill seeker.

Camry's breathtaking performance indulges your sporty side. With a light, strong body, both handling and ride quality are enhanced. And the lower, wider stance delivers a crisp, responsive feel while offering an optimal driving position. Choose between a 2.5-liter Dynamic Force 4-cylinder or an available 3.5-liter V6 gasoline engine, each of which comes paired to a Direct Shift 8-Speed Automatic Transmission. When coupled with the refined suspension, they help Camry deliver an impressive drive without suppressing your comfort. It's time to take the long way — and celebrate every moment.

## V6 AND 2.5L ENGINES

Camry offers a compelling choice of gasoline engines, a proficient 2.5-liter Dynamic Force 4-cylinder and a muscular 3.5-liter V6, each delivering a sophisticated blend of performance and efficiency. Both engines utilize the D-4S direct-injection system, which selects the optimal injection method based on driving conditions to pack a powerful punch with enhanced fuel economy to boot. It proves the rational choice can also be an exciting one.



## DIRECT SHIFT 8-SPEED ELECTRONICALLY CONTROLLED AUTOMATIC TRANSMISSION

Camry's refined Direct Shift 8-Speed Automatic Transmission enhances every drive. Its use of lightweight materials and low center of gravity improves driving stability, provides a smooth ride at highway speeds and even helps to improve fuel efficiency. Three available distinct drive modes give you even more control. "Sport" indulges your spirited side with a sharper acceleration feel, "ECO" adjusts throttle input to maximize your efficiency and "Normal" blends fuel economy with performance. Thanks to these choices, a perfectly tailored drive arrives with the push of a button.







### SUSPENSION

Enjoy the perfect harmony of a drive that's both relaxed and confident, thanks to Camry's sophisticated multi-link rear suspension. It delivers a smooth ride and sharp handling, so you can take on any trip from crosstown to cross-country.



Left to right: **XSE V6** shown in Supersonic Red<sup>2</sup> with available Navigation Package;<sup>24</sup> **XSE V6** shown in Wind Chill Pearl<sup>2</sup> and Midnight Black Metallic roof<sup>2</sup> with available Navigation Package.

See numbered footnotes in Disclosures section.



SPORTY INTERIOR



**XSE V6** interior shown in Cockpit Red leather trim with available Navigation Package.<sup>24</sup>

See numbered footnotes in Disclosures section.



# Inside, indulgence awaits.


---

Camry's passenger cabin fits your needs and feeds your desires with pleasing finishes and textures. It features a meticulous blend of colors and materials, such as the vibrant look and feel of the available Cockpit Red leather-trimmed interior. Camry also offers the Smart Key System<sup>40</sup> with Push Button Start to complement your convenience. Available leather-trimmed 8-way power-adjustable driver's and front passenger seats are strategically positioned to open up interior space. And the leather-trimmed steering wheel creates an intimate, tactile connection with the road.



## PADDLE SHIFTERS

When the drive takes a spirited turn, Camry's available steering wheel-mounted paddle shifters give you the power to shift gears manually for a more controlled experience. They make extremely fast shifts possible with a precise, responsive feel.



## SEAT DETAILS

Camry's well-appointed seats are distinctively shaped with available leather trim and contrast stitching. Such finely crafted details ensure your style never takes a back seat.



## PANORAMIC GLASS ROOF

Brighten each day with Camry XSE's available panoramic glass roof with front power tilt/slide moonroof, which invites in more than twice the light of a traditional moonroof. A power-retractable sunshade helps you stay in control if things start to heat up.



INTERIOR CONVENIENCE



**XLE V6** interior shown in Ash leather trim with available Navigation Package.<sup>24</sup>

See numbered footnotes in Disclosures section.



# Enjoy a more connected drive.

Get inside a welcoming space that listens to your needs and speaks to your sense of style. Personalize Camry's Entune™ 3.0<sup>4</sup> display with custom background colors, and immerse yourself in the available ambient lighting. It creates the perfect mood for any drive. Camry also offers peace of mind with available Safety Connect,<sup>®12</sup> which includes enhanced 24/7 Roadside Assistance<sup>58</sup> and available Service Connect's<sup>19</sup> remote diagnostics linked directly to your local dealer. Standard turn-by-turn navigation and available embedded Dynamic Navigation<sup>24</sup> help ensure that you'll get there with ease. And with Amazon Alexa<sup>28</sup> connectivity, you can simply ask to play music, read the news, control your smart home, tell a joke and more — Alexa will respond instantly.

The Toyota+Alexa App requires an Android™ smartphone using version 5.0 and above (Apple iOS available early 2019).



## WI-FI CONNECT POWERED BY VERIZON<sup>14</sup>

Never miss a connection with Camry's available Wi-Fi Connect Powered by Verizon. The onboard system supports up to five devices, turning Camry into a hotspot almost wherever you go. Add available Qi-compatible wireless smartphone charging<sup>29</sup> and leave your wires and worries behind.



## PREMIUM JBL<sup>®23</sup> AUDIO

Specifically optimized for Camry's cabin, the available Entune™ 3.0<sup>4</sup> Premium Audio with JBL® w/Clari-Fi™<sup>23</sup> system re-creates the deep, rich sound typically lost while streaming music. With 800 watts of peak power and nine speakers, including a subwoofer and separate tweeters, it has more than enough range to power your playlist. You'll drive soundly knowing Camry can carry your tunes.



## APPLE CARPLAY<sup>®8</sup>

Camry now offers Apple CarPlay® support as a standard feature. Pair your compatible iPhone<sup>®65</sup> and get directions, make calls, send and receive messages, and listen to your own playlist — all while maintaining focus on your drive.



INNOVATIVE TECHNOLOGY



**XLE V6** shown in Brownstone with available Navigation Package.<sup>24</sup>

See numbered footnotes in Disclosures section.



# Helping you watch out.

Out of sight, but never out of mind. Camry is on the lookout with its available Bird's Eye View Camera<sup>39</sup> with Perimeter Scan. Available Intelligent Clearance Sonar (ICS)<sup>53</sup> helps you navigate around hidden obstacles. Even if your Camry is out of sight, you can stay connected with available Remote Connect.<sup>21</sup> It helps you locate your Camry in a crowded lot, remotely start or stop the engine, and even lets you monitor guest drivers. Innovative features like these provide another point of view to help make your drive safe for everyone.



## BIRD'S EYE VIEW CAMERA<sup>39</sup> WITH PERIMETER SCAN

Camry's available Bird's Eye View Camera with Perimeter Scan uses front-, side- and rear-mounted cameras to display a panoramic overhead view. It helps you see more of your surroundings, so you can drive with confidence.



## INTELLIGENT CLEARANCE SONAR<sup>53</sup> WITH REAR CROSS-TRAFFIC BRAKING<sup>54</sup>

Get in and out of the tightest spots with ease, thanks to Camry's available Intelligent Clearance Sonar (ICS) with Rear Cross-Traffic Braking (RCTB). This system is designed to warn you when it detects nearby obstacles, and if necessary, will reduce engine power and apply the brakes.





TOYOTA SAFETY SENSE™ (TSS)



SE shown in Midnight Black Metallic with available Audio Package and power tilt/slide moonroof.






# Helping to make the road a safer place.

Camry's standard Toyota Safety Sense™ P (TSS-P)<sup>38</sup> is an active safety package that combines Pre-Collision System<sup>49</sup> with Pedestrian Detection<sup>50</sup> (PCS w/PD), Lane Departure Alert with Steering Assist (LDA w/SA)<sup>36</sup>, Automatic High Beams (AHB)<sup>51</sup> and Dynamic Radar Cruise Control (DRCC)<sup>33</sup> to assist you. TSS-P's comprehensive features create in-the-moment safety designed to help keep you safe under certain circumstances.



## LANE DEPARTURE ALERT WITH STEERING ASSIST (LDA w/SA)<sup>36</sup>

Under certain circumstances, Lane Departure Alert (LDA) is designed to detect lane departure on roads with visible lane markings. LDA only activates when you're traveling at a speed of 32 mph or faster. When you hear and see the alert, after carefully checking the road around you, you should safely direct your vehicle back to the center of your lane. In addition, Camry's Toyota Safety Sense™ P (TSS-P)<sup>38</sup> and Electronic Power Steering (EPS) include Steering Assist (SA) functionality. When it's activated and senses that you're unintentionally drifting, the system may automatically make small corrective steering inputs to help keep your vehicle in its lane.




## AUTOMATIC HIGH BEAMS (AHB)<sup>51</sup>

Automatic High Beams (AHB) are a safety system designed to help you see more clearly at night — without distracting other drivers. Designed to activate at speeds above 25 mph, AHB rely on an in-vehicle camera to help detect the headlights of oncoming vehicles and taillights of preceding vehicles, then automatically toggle between high and low beams accordingly to provide the appropriate amount of light. By using high beams more frequently, the system may allow earlier detection of pedestrians and obstacles.



## PRE-COLLISION SYSTEM<sup>49</sup> WITH PEDESTRIAN DETECTION<sup>50</sup> (PCS w/PD)

Using an in-vehicle camera and radar to help detect a vehicle or a pedestrian in front of you, the Pre-Collision System with Pedestrian Detection (PCS w/PD) can help you mitigate or avoid a potential collision. If the system determines that a frontal collision is likely, it prompts you to take action using audio and visual alerts. If you notice the potential collision and apply the brakes, PCS w/PD may apply additional force using Brake Assist (BA)<sup>45</sup>. If you don't brake in time, it may automatically apply the brakes to reduce your speed, helping to minimize the likelihood of a frontal collision or reduce its severity.



## DYNAMIC RADAR CRUISE CONTROL (DRCC)<sup>33</sup>

Intended for highway use and similar to "constant speed" cruise control, Dynamic Radar Cruise Control (DRCC) lets you drive at a preset speed. DRCC uses vehicle-to-vehicle distance control, which adjusts your speed, to help you maintain a preset distance from vehicles ahead of you that are driving at a slower speed. DRCC uses a front-grille-mounted radar and an in-vehicle camera to detect vehicles and their distance. If a driver is traveling slower than you, or within your preset range, DRCC will automatically slow your vehicle down without deactivating cruise control. If DRCC determines you need to slow down more, an audio and visual alert notifies you and brakes are applied. When there's no longer a vehicle driving slower than your set speed in front of you, DRCC will then accelerate to the preset speed.



HYBRID

# Good for all. Even better for you.

The transportation revolution continues. The powerful, stylish Camry Hybrid offers elevated performance and exceptional fuel economy, along with advanced tech and a striking look that will leave you breathless. Its dependability has been refined for more than a decade, and speaks to the reliability of Toyota's proven hybrid technology.

Camry Hybrid's elevated efficiency arrives with a remarkably stunning drive, thanks to its hybrid system. The hybrid powertrain produces ample torque along with responsive acceleration. Optimally positioning the hybrid battery and employing the same sophisticated multi-link rear suspension as the gas-powered Camry helps Camry Hybrid conquer every twist and turn. It's an exciting drive that lets you do even more.



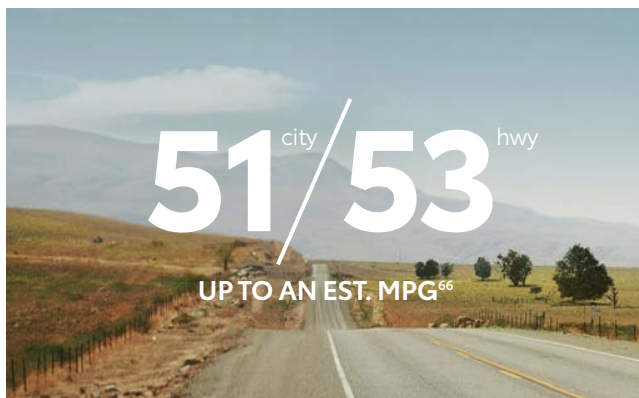
Hybrid XLE shown in Celestial Silver Metallic with available Driver Assist Package.

See numbered footnotes in Disclosures section.



# Complete any journey in complete comfort.

Camry Hybrid's interior invites you to do more with a design that's both practical and stylish. Fine details, such as the Hybrid LE's layered wood accent elements, can be found throughout the cabin. Personalize any trip with a choice of drive modes. ECO Mode maximizes fuel economy, while EV Mode<sup>59, 60</sup> enables electric driving. The energy monitor displays how the power is being delivered to the drive wheels. It's smart tech wrapped in a sensational package.



## MPG

By combining the increased power and reduced fuel consumption of Camry's Dynamic Force Engine with an electric motor and smooth-shifting ECVT, Camry Hybrid reaches a high level of efficiency. Camry Hybrid LE gives you up to an EPA-estimated 51/53 mpg for city/highway driving, and 52 mpg combined<sup>66</sup>. Offering the best of both worlds, it blends a stirring drive and optimized fuel economy.



## ENERGY MONITOR

Tracking your efficiency is easy with Camry Hybrid's energy monitor. As driving conditions change, the monitor uses both the Entune™ 3.0<sup>4</sup> display and available Head-Up Display (HUD) to show you how power is being routed to the drive wheels or how otherwise wasted energy is captured to charge the battery.



## EV<sup>59, 60</sup>/ECO/NORMAL/SPORT MODE

Camry Hybrid's Sport Mode improves throttle response, while ECO Mode adjusts throttle input to maximize your efficiency. EV Mode enables electric driving to help reduce noise and emissions. More choices give you a more controlled drive.

HYBRID INTERIOR



Hybrid XLE interior shown in Ash leather trim with available Driver Assist Package.



STANDARD SAFETY



**XSE V6** shown in Supersonic Red<sup>2</sup> with available Navigation Package.<sup>24</sup>

See numbered footnotes in Disclosures section.




# Smart safety. Helping you drive with confidence.

Camry offers an available Blind Spot Monitor (BSM)<sup>3</sup> with Rear Cross-Traffic Alert (RCTA).<sup>52</sup> They help you see more of what matters. Available Safety Connect<sup>®12</sup> provides enhanced 24/7 Roadside Assistance<sup>58</sup> with the touch of a button and automatic collision notification. Camry even protects itself with an available anti-theft alarm. It's a complete approach to vehicle safety, so you can drive with confidence.

## BLIND SPOT MONITOR<sup>3</sup> WITH REAR CROSS-TRAFFIC ALERT<sup>52</sup>

The available Blind Spot Monitor is designed to warn you when a vehicle in the next lane enters Camry's blind spot on either side. Available Rear Cross-Traffic Alert works when Camry is in Reverse to help detect vehicles approaching from either side. If the system senses cross traffic, it warns you with side mirror indicators and a warning tone and, if necessary, is designed to apply the brakes.



# 10 airbags

## TEN AIRBAGS<sup>47</sup> STANDARD

Camry comes standard with an Advanced Airbag System with dual-stage SRS driver and front passenger airbags, in addition to front and rear side curtain airbags. Ten airbags in all — all focused on your safety.

## STAR SAFETY SYSTEM™

Smart tech helps keep you safe. This standard comprehensive suite of six advanced active safety features is designed to help keep you out of harm's way. The system includes enhanced Vehicle Stability Control (VSC);<sup>44</sup> Traction Control (TRAC), Anti-lock Brake System (ABS), Electronic Brake-force Distribution (EBD), Brake Assist (BA)<sup>45</sup> and Smart Stop Technology® (SST).<sup>46</sup>





Soul-stirring design. Heart-racing performance.  
It's time to captivate your senses.



**Hybrid XLE** shown in Celestial Silver Metallic with available Driver Assist Package; **XSE V6** shown in Supersonic Red<sup>2</sup> with available Navigation Package.<sup>24</sup>

See numbered footnotes in Disclosures section.





# L

## Powertrain

- 2.5-Liter Dynamic Force 4-Cylinder Engine with 203 hp @ 6600 rpm
- 29 city/41 hwy/34 combined est. mpg<sup>63</sup>
- Direct Shift-8AT (8-Speed Electronically Controlled automatic Transmission)

## Exterior Features

- Bi-LED combination headlights with auto on/off feature
- LED Daytime Running Lights (DRL) with on/off feature
- 16-in. steel wheels with P205/65R16 tires
- Shark-fin antenna

## Interior and Safety Features

- Toyota Safety Sense™ P (TSS-P)<sup>38</sup>
- Integrated backup camera<sup>30</sup> with projected path
- Entune™ 3.0<sup>4</sup> Audio with App Suite<sup>4</sup>
- 4.2-in. TFT Multi-Information Display (MID)
- Fabric-trimmed front seats with passenger-side seatback pocket; 6-way adjustable driver and front passenger seat
- Hill Start Assist Control (HAC)<sup>55</sup>

# LE

Adds to or replaces features offered on L

## Powertrain

- 2.5-Liter Dynamic Force 4-Cylinder Engine with 203 hp @ 6600 rpm
- 28 city/39 hwy/32 combined est. mpg<sup>63</sup>
- Direct Shift-8AT (8-Speed Electronically Controlled automatic Transmission)

## Exterior Features

- 17-in. alloy wheels with P215/55R17 tires

## Interior and Safety Features

- Fabric-trimmed front seats with passenger-side seatback pocket; 8-way power-adjustable driver's seat with power lumbar support; 6-way adjustable front passenger seat
- 60/40 split fold-down rear seat with center armrest with cup holders
- Anti-theft system with alarm

## Options and Packages

- Power tilt/slide moonroof
- Convenience Package includes
  - Smart Key System<sup>40</sup>
  - HomeLink<sup>®41</sup> universal transceiver
  - Auto-dimming rearview mirror
- Audio Package includes
  - Entune™ 3.0<sup>4</sup> Audio Plus with App Suite<sup>4</sup>
  - Qi-compatible wireless smartphone charging<sup>29</sup>
  - Dual zone automatic climate control
- Blind Spot Monitor (BSM)<sup>3</sup> with Rear Cross-Traffic Alert (RCTA)<sup>52</sup>



# XLE

Adds to or replaces features offered on LE

## Powertrain

- 2.5-Liter Dynamic Force 4-Cylinder Engine with 203 hp @ 6600 rpm
- 28 city/39 hwy/32 combined est. mpg<sup>63</sup>
- Direct Shift-8AT (8-Speed Electronically Controlled automatic Transmission)

## Exterior Features

- LED headlights with fully integrated LED Daytime Running Lights (DRL) with auto on/off feature
- LED taillights
- Bright metallic front grille
- Color-keyed heated power outside mirrors with turn signal and blind spot warning indicators<sup>3</sup>
- Color-keyed outside door handles with touch-sensor lock/unlock feature
- 18-in. silver machined-finish alloy wheels with P235/45R18 tires
- Single exhaust with chrome finisher

## Interior and Safety Features

- Blind Spot Monitor (BSM)<sup>3</sup> with Rear Cross-Traffic Alert (RCTA)<sup>52</sup>
- Dual zone automatic climate control with air filter and rear-seat vents
- Integrated backup camera<sup>30</sup> with dynamic gridlines
- Entune™ 3.0<sup>4</sup> Audio Plus with App Suite<sup>4</sup>
- 7-in. TFT Multi-Information Display (MID) with customizable settings
- Qi-compatible wireless smartphone charging<sup>29</sup>
- Leather-trimmed multi-stage heated front seats with seatback pockets; 8-way power-adjustable driver's seat with power lumbar support; 8-way power-adjustable front passenger seat
- Rear adjustable headrests
- Leather-trimmed tilt/telescopic 3-spoke steering wheel with audio, Multi-Information Display (MID) and Bluetooth<sup>®11</sup> hands-free phone controls
- 3-mode switch (ECO, Normal, Sport)
- Tiger Eye wood interior trim
- Smart Key System<sup>40</sup> on front doors and trunk with Push Button Start
- Auto-dimming rearview mirror
- HomeLink<sup>®41</sup> universal transceiver
- Three USB ports<sup>9</sup> (one 1.5V and two 2.1V)
- Ambient interior lighting
- Electric Parking Brake (EPB)<sup>42</sup> with Brake Hold<sup>43</sup> function

## Options and Packages

- Panoramic glass roof with front power tilt/slide moonroof
- Navigation Package<sup>24</sup> includes
  - Entune™ 3.0<sup>4</sup> Premium Audio with App Suite<sup>4</sup>
  - Dynamic Navigation<sup>24</sup> and JBL<sup>®23</sup> w/Clari-Fi™<sup>23</sup>
- Driver Assist Package includes
  - 10-in. color Head-Up Display (HUD)
  - Bird's Eye View Camera<sup>39</sup> with Perimeter Scan
  - Intelligent Clearance Sonar (ICS)<sup>53</sup> with Rear Cross-Traffic Braking (RCTB)<sup>54</sup>



# XLE V6

Adds to or replaces features offered on XLE

## Powertrain

- 3.5-Liter V6 with 301 hp @ 6600 rpm
- 22 city/33 hwy/26 combined est. mpg<sup>63</sup>
- Direct Shift-8AT (8-Speed Electronically Controlled automatic Transmission)

## Exterior Features

- Panoramic glass roof with front power tilt/slide moonroof
- Dual exhaust with chrome finisher

## Interior and Safety Features

- Entune™ 3.0<sup>4</sup> Audio Plus with JBL<sup>®23</sup> w/Clari-Fi™<sup>23</sup> and App Suite<sup>4</sup> — includes nine speakers including subwoofer amplifier, 8-in. touch-screen, AM/FM/HD Radio,™<sup>16</sup> CD player, auxiliary port, USB media port,<sup>9</sup> two USB charge ports,<sup>9</sup> advanced voice recognition,<sup>10</sup> hands-free phone capability and music streaming<sup>11</sup> via Bluetooth<sup>®11</sup> wireless technology, Scout<sup>®</sup> GPS Link<sup>5</sup> compatible with up to 3-year trial,<sup>6</sup> Siri<sup>®</sup> Eyes Free,<sup>7</sup> Apple CarPlay<sup>®8</sup> compatible, SiriusXM<sup>®</sup> Satellite Radio<sup>17</sup> with 3-month All Access trial,<sup>18</sup> Entune™ 3.0<sup>4</sup> Toyota Connected Services — Safety Connect<sup>®12</sup> with 3-year trial,<sup>13</sup> Service Connect<sup>19</sup> with 3-year trial,<sup>20</sup> Remote Connect<sup>21</sup> with 6-month trial,<sup>22</sup> Wi-Fi Connect Powered by Verizon<sup>14</sup> with up to 2GB within 6-month trial.<sup>15</sup> See [toyota.com/entune](http://toyota.com/entune) for details.
- 10-in. color Head-Up Display (HUD) with customizable settings, speedometer, shift position, compass, TSS-P<sup>38</sup> indicators, audio, phone, outside temperature and adjustable brightness
- Overhead console with maplights and HomeLink<sup>®41</sup> universal transceiver (sunglasses storage not available with panoramic roof)
- Dual sun visors with sliding extensions and illuminated vanity mirrors

## Options and Packages

- Navigation Package<sup>24</sup> includes
  - Entune™ 3.0<sup>4</sup> Premium Audio with App Suite,<sup>4</sup> Dynamic Navigation<sup>24</sup> and JBL<sup>®23</sup> w/Clari-Fi™<sup>23</sup>
- Driver Assist Package includes
  - Bird's Eye View Camera<sup>39</sup> with Perimeter Scan
  - Intelligent Clearance Sonar (ICS)<sup>53</sup> with Rear Cross-Traffic Braking (RCTB)<sup>54</sup>



SE Nightshade Edition

## SE

Adds to or replaces features offered on LE

### Powertrain

- 2.5-Liter Dynamic Force 4-Cylinder Engine with 203 hp @ 6600 rpm
- 28 city/39 hwy/32 combined est. mpg<sup>63</sup>
- Direct Shift-8AT (8-Speed Electronically Controlled automatic Transmission)

### Exterior Features

- Black front grille with sport mesh insert
- Color-keyed sport side rocker panels
- 18-in. black machined-finish alloy wheels with P235/45R18 tires
- Color-keyed rear spoiler
- Single exhaust with dual chrome tips

### Interior and Safety Features

- Single-zone automatic climate control with air filter
- 4.2-in. TFT Multi-Information Display (MID)
- Sport SofTex®-trimmed front seats with fabric inserts, seatback pockets; 8-way power-adjustable driver's seat with power lumbar support; 6-way adjustable front passenger seat
- Leather-trimmed tilt/telescopic 3-spoke steering wheel with paddle shifters, audio, Multi-Information Display (MID) and Bluetooth®<sup>11</sup> hands-free controls
- Embossed mesh interior trim
- Tire Pressure Monitor System (TPMS)<sup>31</sup> with direct pressure readout

### Options and Packages

- Power tilt/slide moonroof
- Convenience Package includes
  - Smart Key System<sup>40</sup>
  - HomeLink®<sup>41</sup> universal transceiver
  - Auto-dimming rearview mirror
- Audio Package includes
  - Entune™ 3.0<sup>4</sup> Audio Plus with App Suite<sup>4</sup>
  - Qi-compatible wireless smartphone charging<sup>29</sup>
  - Dual zone automatic climate control
- Blind Spot Monitor (BSM)<sup>3</sup> with Rear Cross-Traffic Alert (RCTA)<sup>52</sup>

## SE Nightshade Edition

Adds to or replaces features offered on SE

### Exterior Features

- 18-in. black-painted alloy wheels with P235/45R18 tires
- Black rear spoiler
- Black power outside mirrors and window trim
- Black outside door handles
- Black shark-fin antenna
- Black rear badges
- Black rear "Toyota" emblem
- Available in Midnight Black Metallic, Celestial Silver Metallic and Super White



## XSE

Adds to or replaces features offered on SE

### Powertrain

- 2.5-Liter Dynamic Force 4-Cylinder Engine with 206 hp @ 6600 rpm
- 28 city/39 hwy/32 combined est. mpg<sup>63</sup>
- Direct Shift-8AT (8-Speed Electronically Controlled automatic Transmission)

### Exterior Features

- LED headlights with smoke tint and fully integrated LED Daytime Running Lights (DRL) with auto on/off feature
- LED taillights with smoke tint
- Gloss-black front grille with sport mesh insert
- Color-keyed heated power outside mirrors with turn signal and blind spot warning indicators<sup>3</sup>
- Color-keyed outside door handles with touch-sensor lock/unlock feature
- 19-in. black machined-finish alloy wheels with P235/40R19 tires
- Dual exhaust with quad chrome tips

### Interior and Safety Features

- Blind Spot Monitor (BSM)<sup>3</sup> with Rear Cross-Traffic Alert (RCTA)<sup>52</sup>
- Dual zone automatic climate control with air filter and rear-seat vents
- Integrated backup camera<sup>30</sup> with dynamic gridlines
- Entune™ 3.0<sup>4</sup> Audio Plus with App Suite<sup>4</sup>
- 7-in. TFT Multi-Information Display (MID) with customizable settings
- Qi-compatible wireless smartphone charging<sup>29</sup>
- Leather-trimmed multi-stage heated front seats with seatback pockets; 8-way power-adjustable driver's seat with power lumbar support; 8-way power-adjustable front passenger seat
- Rear adjustable headrests
- 3-mode switch (ECO, Normal, Sport)
- Textured metal interior trim
- Smart Key System<sup>40</sup> on front doors and trunk with Push Button Start
- Auto-dimming rearview mirror
- HomeLink®<sup>41</sup> universal transceiver
- Three USB ports<sup>9</sup> (one 1.5V and two 2.1V)
- Ambient interior lighting
- Electric Parking Brake (EPB)<sup>42</sup> with Brake Hold<sup>43</sup> function

### Options and Packages

- Panoramic glass roof with front power tilt/slide moonroof
- Two-tone Midnight Black Metallic roof and rear spoiler<sup>2</sup>
- Navigation Package<sup>24</sup> includes
  - Entune™ 3.0<sup>4</sup> Premium Audio with App Suite<sup>4</sup>
  - Dynamic Navigation<sup>24</sup> and JBL®<sup>23</sup> w/Clari-Fi™<sup>23</sup>
- Driver Assist Package includes
  - 10-in. color Head-Up Display (HUD)
  - Bird's Eye View Camera<sup>39</sup> with Perimeter Scan
  - Intelligent Clearance Sonar (ICS)<sup>53</sup> with Rear Cross-Traffic Braking (RCTB)<sup>54</sup>



## XSE V6

Adds to or replaces features offered on XSE

### Powertrain

- 3.5-Liter V6 with 301 hp @ 6600 rpm
- 22 city/32 hwy/26 combined est. mpg<sup>63</sup>
- Direct Shift-8AT (8-Speed Electronically Controlled automatic Transmission)

### Exterior Features

- Panoramic glass roof with front power tilt/slide moonroof

### Interior and Safety Features

- Entune™ 3.0<sup>4</sup> Audio Plus with JBL®<sup>23</sup> w/Clari-Fi™<sup>23</sup> App Suite<sup>4</sup> — includes nine speakers including subwoofer amplifier, 8-in. touch-screen, AM/FM/HD Radio,™<sup>16</sup> CD player, auxiliary port, USB media port;<sup>2</sup> two USB charge ports;<sup>9</sup> advanced voice recognition;<sup>10</sup> hands-free phone capability and music streaming<sup>11</sup> via Bluetooth®<sup>11</sup> wireless technology, Scout® GPS Link<sup>5</sup> compatible with up to 3-year trial;<sup>6</sup> Siri® Eyes Free,<sup>7</sup> Apple CarPlay®<sup>8</sup> compatible, SiriusXM® Satellite Radio<sup>17</sup> with 3-month All Access trial<sup>18</sup> Entune™ 3.0<sup>4</sup> Toyota Connected Services — Safety Connect®<sup>12</sup> with 3-year trial;<sup>13</sup> Service Connect<sup>19</sup> with 3-year trial;<sup>20</sup> Remote Connect<sup>21</sup> with 6-month trial<sup>22</sup> Wi-Fi Connect Powered by Verizon<sup>14</sup> with up to 2GB within 6-month trial<sup>15</sup> See [toyota.com/entune](http://toyota.com/entune) for details.
- 10-in. color Head-Up Display (HUD) with customizable settings, speedometer, shift position, compass, TSS-P<sup>38</sup> indicators, audio, phone, outside temperature and adjustable brightness
- Overhead console with maplights and HomeLink®<sup>41</sup> universal transceiver (sunglasses storage not available with panoramic roof)
- Dual sun visors with sliding extensions and illuminated vanity mirrors

### Options and Packages

- Two-tone Midnight Black Metallic roof and rear spoiler<sup>2</sup>
- Navigation Package<sup>24</sup> includes
  - Entune™ 3.0<sup>4</sup> Premium Audio with App Suite<sup>4</sup>
  - Dynamic Navigation<sup>24</sup> and JBL®<sup>23</sup> w/Clari-Fi™<sup>23</sup>
- Driver Assist Package includes
  - Bird's Eye View Camera<sup>39</sup> with Perimeter Scan
  - Intelligent Clearance Sonar (ICS)<sup>53</sup> with Rear Cross-Traffic Braking (RCTB)<sup>54</sup>





## Hybrid LE

### Powertrain

- Hybrid: 2.5-Liter Dynamic Force 4-Cylinder Engine
- Hybrid system net power: 208 hp (155 kW)
- 51 city/53 hwy/52 combined est. mpg<sup>66</sup>
- Electronically controlled Continuously Variable Transmission (ECVT)

### Exterior Features

- Bi-LED combination headlights with auto on/off feature
- LED Daytime Running Lights (DRL) with on/off feature
- Dark Gray front grille
- 16-in. steel wheels with P205/65R16 tires
- Acoustic noise-reducing front windshield
- Shark-fin antenna

### Interior and Safety Features

- Toyota Safety Sense™ P (TSS-P)<sup>38</sup>
- Dual zone automatic climate control with air filter, electric compressor and humidity sensor
- Entune™ 3.0<sup>4</sup> Audio with App Suite<sup>4</sup>
- Integrated backup camera<sup>30</sup> with projected path
- 4.2-in. TFT Multi-Information Display (MID)
- Fabric-trimmed multi-stage heated front seats with passenger-side seatback pocket; 8-way power-adjustable driver's seat with power lumbar support; 6-way adjustable front passenger seat
- 60/40 split fold-down rear seat with center armrest with cup holders
- Tilt/telescopic 3-spoke steering wheel with audio, Multi-Information Display (MID) and Bluetooth®<sup>11</sup> hands-free phone controls
- 4-mode switch (EV,<sup>59</sup> ECO, Normal and Sport)
- Layered wood interior trim
- Smart Key System<sup>40</sup> on front doors and trunk with Push Button Start
- Power windows with 4-window auto up/down, jam protection and retained-power features
- Power door locks with automatic locking feature
- Electric Parking Brake (EPB)<sup>42</sup> with Brake Hold<sup>43</sup> function
- Ten airbags<sup>47</sup>
- Hill Start Assist Control (HAC)<sup>55</sup>

### Options and Packages

- Power tilt/slide moonroof
- Convenience Package includes
  - HomeLink®<sup>41</sup> universal transceiver
  - Auto-dimming rearview mirror
- Audio Package includes
  - Entune™ 3.0<sup>4</sup> Audio Plus with App Suite<sup>4</sup>
  - Qi-compatible wireless smartphone charging<sup>14</sup>
- Blind Spot Monitor (BSM)<sup>3</sup> with Rear Cross-Traffic Alert (RCTA)<sup>52</sup>



## Hybrid SE

Adds to or replaces features offered on Hybrid LE

### Powertrain

- Hybrid: 2.5-Liter Dynamic Force 4-Cylinder Engine
- Hybrid system net power: 208 hp (155 kW)
- 44 city/47 hwy/46 combined est. mpg<sup>63</sup>
- Electronically controlled Continuously Variable Transmission (ECVT)

### Exterior Features

- Black front grille with sport mesh insert
- Color-keyed sport side rocker panels
- 18-in. black machined-finish alloy wheels with P235/45R18 tires
- Color-keyed rear spoiler
- Single exhaust with dual chrome tips

### Interior and Safety Features

- Sport SofTex®-trimmed multi-stage heated front seats with fabric inserts, seatback pockets; 8-way power-adjustable driver's seat with power lumbar support; 6-way adjustable w/ front passenger seat
- Leather-trimmed tilt/telescopic 3-spoke steering wheel with paddle shifters, audio, Multi-Information Display (MID) and Bluetooth®<sup>11</sup> hands-free phone controls
- Embossed mesh interior trim

### Options and Packages

- Power tilt/slide moonroof
- Convenience Package includes
  - HomeLink®<sup>41</sup> universal transceiver
  - Auto-dimming rearview mirror
- Audio Package includes
  - Entune™ 3.0<sup>4</sup> Audio Plus with App Suite<sup>4</sup>
  - Qi-compatible wireless smartphone charging<sup>29</sup>
- Blind Spot Monitor (BSM)<sup>3</sup> with Rear Cross-Traffic Alert (RCTA)<sup>52</sup>



## Hybrid XLE

Adds to or replaces features offered on Hybrid LE

### Powertrain

- Hybrid: 2.5-Liter Dynamic Force 4-Cylinder Engine
- Hybrid system net power: 208 hp (155 kW)
- 44 city/47 hwy/46 combined est. mpg<sup>63</sup>
- Electronically controlled Continuously Variable Transmission (ECVT)

### Exterior Features

- LED headlights with fully integrated LED Daytime Running Lights (DRL) with auto on/off feature
- LED taillights
- Bright metallic front grille
- Color-keyed heated power outside mirrors with turn signal and blind spot warning indicators<sup>3</sup>
- 18-in. silver machined-finish alloy wheels with P235/45R18 tires
- Single exhaust with chrome finisher

### Interior and Safety Features

- Blind Spot Monitor (BSM)<sup>3</sup> with Rear Cross-Traffic Alert (RCTA)<sup>52</sup>
- Dual zone automatic climate control with air filter, electric compressor, humidity sensor and rear-seat vents
- Integrated backup camera<sup>30</sup> with dynamic gridlines
- Entune™ 3.0<sup>4</sup> Audio Plus with App Suite<sup>4</sup>
- 7-in. TFT Multi-Information Display (MID) with customizable settings
- Qi-compatible wireless smartphone charging<sup>29</sup>
- Leather-trimmed multi-stage heated front seats with seatback pockets; 8-way power-adjustable driver's seat with power lumbar support; 8-way power-adjustable front passenger seat
- Leather-trimmed tilt/telescopic 3-spoke steering wheel with audio, Multi-Information Display (MID) and Bluetooth®<sup>11</sup> hands-free phone controls
- 10-in. color Head-Up Display (HUD) with customizable settings, speedometer, shift position, compass, TSS-P<sup>38</sup> indicators, audio, phone, outside temperature, Hybrid System Indicator, and adjustable brightness
- Tiger Eye wood interior trim
- Auto-dimming rearview mirror
- Ambient interior lighting
- Three USB ports<sup>9</sup> (one 1.5V and two 2.1V)

### Options and Packages

- Power tilt/slide moonroof
- Navigation Package<sup>24</sup> includes
  - Entune™ 3.0<sup>4</sup> Premium Audio with App Suite<sup>4</sup>
  - Dynamic Navigation<sup>24</sup> and JBL®<sup>23</sup> w/Clari-Fi™<sup>23</sup>
- Driver Assist Package includes
  - Bird's Eye View Camera<sup>39</sup> with Perimeter Scan
  - Intelligent Clearance Sonar (ICS)<sup>35</sup> with Rear Cross-Traffic Braking (RCTB)<sup>54</sup>
- Adaptive Headlights

## Color



Midnight Black Metallic

Blue Streak Metallic




Galactic Aqua Mica

Ruby Flare Pearl²




Supersonic Red²

Brownstone



Predawn Gray Mica

Celestial Silver Metallic



Wind Chill Pearl²

Super White

Available Midnight Black Metallic roof and rear spoiler²




Blue Streak Metallic²

Celestial Silver Metallic²


Wind Chill Pearl²

## Trim



L fabric shown in Ash

Also available in




LE and Hybrid LE fabric shown in Ash

Black

Also available in

Macadamia




XLE, XLE V6 and Hybrid XLE leather trim shown in Ash

Black

Also available in

Macadamia



SE, Nightshade Edition and Hybrid SE fabric shown in Black

Ash

Also available in



XSE and XSE V6 leather trim shown in Black

Ash

Cockpit Red

## Wheels



L and Hybrid LE 16-in. steel wheel



LE 17-in. alloy wheel



SE and Hybrid SE 18-in. black machined-finish alloy wheel



SE Nightshade Edition 18-in. black-painted alloy wheel



XLE, XLE V6 and Hybrid XLE 18-in. silver machined-finish alloy wheel



XSE and XSE V6 19-in. black machined-finish alloy wheel



## ACCESSORIES

The 2019 Camry is one bold choice for the road, and it deserves some bold accessories. This is a great way to add extra personality to your Camry. Not every accessory is available in your area, so for a complete list of accessories, go to [toyota.com/camry](http://toyota.com/camry).

All-weather floor liners<sup>37</sup>

Cargo tote<sup>62</sup>

Cargo tray

Carpet floor mats<sup>37</sup>

Carpet trunk mat

Coin holder/ashtray cup

Color-keyed rear spoiler

Door edge guards

Doorsill protectors

Emergency assistance kit

First aid kit

Hideaway cargo net<sup>62</sup>

Illuminated doorsills

Lower rocker appliqué

Mudguards

Paint protection film<sup>34</sup>

Rear bumper appliqué (Clear on LE/XLE;  
Black on SE/XSE)

Rear spoiler

Universal tablet holder<sup>35</sup>



All-weather floor liners<sup>37</sup>



Cargo tote<sup>62</sup>



Rear bumper appliqué (Clear)



Carpet trunk mat



Cargo tray



Door edge guards



Rear spoiler



Illuminated doorsills

## WARRANTIES

Every Toyota Car, Truck and SUV is built to exceptional standards. And that's not idle boasting. We back it up with these Limited Warranty Coverages:

**Basic:** 36 months/36,000 miles (all components other than normal wear and maintenance items).

**Hybrid-Related Component Coverage:** Hybrid-related components, including the HV battery, battery control module, hybrid control module and inverter with converter, are covered for 8 years/100,000 miles. The HV battery may have longer coverage under emissions warranty. Refer to applicable *Warranty and Maintenance Guide* for details.

**Powertrain:** 60 months/60,000 miles (engine, transmission/transaxle, drive system, seatbelts and airbags).

**Rust-Through:** 60 months/unlimited miles (corrosion perforation of sheet metal).

**Emissions:** Coverages vary under Federal and California regulations. Refer to applicable *Warranty and Maintenance Guide* for details.

**Accessories:** For Genuine Toyota Accessories purchased at the time of the new vehicle purchase, the Toyota Accessory Warranty coverage is in effect for 36 months/36,000 miles from the vehicle's in-service date, which is the same coverage as the Toyota New Vehicle Limited Warranty.

For Genuine Toyota Accessories purchased after the new vehicle purchase the coverage is 12 months, regardless of mileage, from the date the accessory was installed on the vehicle, or the remainder of any applicable new vehicle warranty, whichever provides greater coverage.

You may be eligible for transportation assistance if it's necessary that your vehicle be kept overnight for repairs covered under warranty. Please see your authorized Toyota dealership for further details.

For complete details about Toyota's warranties, please visit [www.toyota.com](http://www.toyota.com), refer to the applicable *Warranty and Maintenance Guide* or see your Toyota dealer.

## FEATURES<sup>1</sup>

	L	LE	XLE	XLE V6	SE	XSE	XSE V6	LE	HYBRID SE	XLE
<b>EXTERIOR</b>										
LED headlights with fully integrated LED Daytime Running Lights (DRL) with auto on/off feature	–	–	S	S	–	–	–	–	–	S
LED headlights with smoke tint and fully integrated LED Daytime Running Lights (DRL) with auto on/off feature	–	–	–	–	–	S	S	–	–	–
Bi-LED combination headlights with auto on/off feature	S	S	–	–	S	–	–	S	S	–
LED Daytime Running Lights (DRL) with on/off feature	S	S	S	S	S	S	S	S	S	S
LED combination taillights	S	S	–	–	S	–	–	S	S	–
LED taillights	–	–	S	S	–	–	–	–	–	S
LED taillights with smoke tint	–	–	–	–	–	S	S	–	–	–
LED headlights with level control and auto on/off feature	–	–	–	–	–	–	–	–	–	O
Dark gray front grille	S	S	–	–	–	–	–	S	–	–
Black front grille with sport mesh insert	–	–	–	–	S	–	–	–	S	–
Bright metallic front grille	–	–	S	S	–	–	–	–	–	S
Gloss black front grille with sport mesh insert	–	–	–	–	–	S	S	–	–	–
Color-keyed sport side rocker panels	–	–	–	–	S	S	S	–	S	–
Two-tone Midnight Black Metallic roof and rear spoiler <sup>2</sup>	–	–	–	–	–	O	O	–	–	–
Color-keyed power outside mirrors	S	S	–	–	S	–	–	S	S	–
Black-painted power outside mirrors and window trim	–	–	–	–	P	–	–	–	–	–
Color-keyed heated power outside mirrors with turn signal and blind spot warning indicators <sup>3</sup>	–	P	S	S	P	S	S	P	P	S
Color-keyed outside door handles	S	S	–	–	S	–	–	–	–	–
Color-keyed outside door handles with touch-sensor lock/unlock feature	–	P	S	S	P	S	S	S	S	S
Power tilt/slide moonroof	–	O	–	–	O	–	–	O	O	O
Black-painted outside door handles	–	–	–	–	P	–	–	–	–	–
Panoramic glass roof with front power tilt/slide moonroof	–	–	O	S	–	O	S	–	–	–
19-in. black machined-finish alloy wheels with P235/40R19 tires	–	–	–	–	–	S	S	–	–	–
18-in. black-painted alloy wheels with P235/45R18 tires	–	–	–	–	P	–	–	–	–	–
18-in. silver machined-finish alloy wheels with P235/45R18 tires	–	–	S	S	–	–	–	–	–	S
18-in. black machined-finish alloy wheels with P235/45R18 tires	–	–	–	–	S	–	–	–	S	–
17-in. alloy wheels with P215/55R17 tires	–	S	–	–	–	–	–	–	–	–
16-in. steel wheels with P205/65R16 tires	S	–	–	–	–	–	–	S	–	–
Washer-linked intermittent windshield wipers	S	S	S	S	S	S	S	S	S	S
High Solar Energy-Absorbing (HSEA) glass	S	S	S	S	S	S	S	S	S	S
Acoustic noise-reducing front windshield	S	S	S	S	S	S	S	S	S	S
Color-keyed rear spoiler	–	–	–	–	S	S	S	–	S	–
Black-painted rear spoiler	–	–	–	–	P	–	–	–	–	–
Dual exhaust with quad chrome tips	–	–	–	–	–	S	S	–	–	–
Dual exhaust with chrome finisher	–	–	–	S	–	–	–	–	–	–
Single exhaust	S	S	–	–	–	–	–	S	–	–
Single exhaust with chrome finisher	–	–	S	–	–	–	–	–	–	S
Single exhaust with dual chrome tips	–	–	–	–	S	–	–	–	S	–
In-glass AM/FM antenna	S	S	S	S	S	S	S	S	S	S
Shark-fin antenna	S	S	S	S	S	S	S	S	S	S
Black-painted shark-fin antenna	–	–	–	–	P	–	–	–	–	–
Black rear badges	–	–	–	–	P	–	–	–	–	–
Black rear “Toyota” emblem	–	–	–	–	P	–	–	–	–	–
<b>INTERIOR</b>										
Front air conditioning with air filter	S	S	–	–	–	–	–	–	–	–
Single-zone automatic climate control with air filter	–	–	–	–	S	–	–	–	–	–
Dual zone automatic climate control with air filter and rear-seat vents	–	P	S	S	P	S	S	–	–	–
Dual zone automatic climate control with air filter, electric compressor and humidity sensor	–	–	–	–	–	–	–	S	S	–
Dual zone automatic climate control with air filter, electric compressor, humidity sensor and rear-seat vents	–	–	–	–	–	–	–	–	–	S

See numbered footnotes in Disclosures section.

S = Standard   O = Optional   – = Not available   P = Feature is available as part of an option package.



INTERIOR (continued)	L	LE	XLE	XLE V6	SE	XSE	XSE V6	LE	HYBRID SE	XLE
Entune™ 3.0 <sup>4</sup> Audio with App Suite <sup>4</sup> — includes six speakers, 7-in. touch-screen, AM/FM, Scout® GPS Link <sup>5</sup> compatible with up to 3-year trial, <sup>6</sup> Siri® Eyes Free, <sup>7</sup> Apple CarPlay <sup>®8</sup> compatible, auxiliary port, USB media port, <sup>9</sup> hands-free phone capability, advanced voice recognition <sup>10</sup> and music streaming <sup>11</sup> via Bluetooth <sup>®11</sup> wireless technology. Entune™ 3.0 <sup>4</sup> Toyota Connected Services — Safety Connect <sup>®12</sup> with 3-year trial, <sup>13</sup> Wi-Fi Connect Powered by Verizon <sup>14</sup> with up to 2GB within 6-month trial <sup>15</sup> See <a href="http://toyota.com/entune">toyota.com/entune</a> for details.	S	S	—	—	S	—	—	S	S	—
Entune™ 3.0 <sup>4</sup> Audio Plus with App Suite <sup>4</sup> — includes six speakers, 8-in. touch-screen, AM/FM/HD Radio, <sup>TM16</sup> CD player, auxiliary port, USB media port, <sup>9</sup> advanced voice recognition <sup>10</sup> hands-free phone capability and music streaming <sup>11</sup> via Bluetooth <sup>®11</sup> wireless technology, Scout® GPS Link <sup>5</sup> compatible with up to 3-year trial, <sup>6</sup> Siri® Eyes Free, <sup>7</sup> Apple CarPlay <sup>®8</sup> compatible, SiriusXM® Satellite Radio <sup>17</sup> with 3-month All Access trial, <sup>18</sup> Entune™ 3.0 <sup>4</sup> Toyota Connected Services — Safety Connect <sup>®12</sup> with 3-year trial, <sup>13</sup> Service Connect <sup>19</sup> with 3-year trial, <sup>20</sup> Remote Connect <sup>21</sup> with 6-month trial, <sup>22</sup> Wi-Fi Connect Powered by Verizon <sup>14</sup> with up to 2GB within 6-month trial <sup>15</sup> See <a href="http://toyota.com/entune">toyota.com/entune</a> for details.	—	P	—	—	P	—	—	P	P	—
Entune™ 3.0 <sup>4</sup> Audio Plus with App Suite <sup>4</sup> — includes six speakers, 8-in. touch-screen, AM/FM/HD Radio, <sup>TM16</sup> CD player, auxiliary port, USB media port, <sup>9</sup> two USB charge ports, <sup>9</sup> advanced voice recognition <sup>10</sup> hands-free phone capability and music streaming <sup>11</sup> via Bluetooth <sup>®11</sup> wireless technology, Scout® GPS Link <sup>5</sup> compatible with up to 3-year trial, <sup>6</sup> Siri® Eyes Free, <sup>7</sup> Apple CarPlay <sup>®8</sup> compatible, SiriusXM® Satellite Radio <sup>17</sup> with 3-month All Access trial, <sup>18</sup> Entune™ 3.0 <sup>4</sup> Toyota Connected Services — Safety Connect <sup>®12</sup> with 3-year trial, <sup>13</sup> Service Connect <sup>19</sup> with 3-year trial, <sup>20</sup> Remote Connect <sup>21</sup> with 6-month trial, <sup>22</sup> Wi-Fi Connect Powered by Verizon <sup>14</sup> with up to 2GB within 6-month trial <sup>15</sup> See <a href="http://toyota.com/entune">toyota.com/entune</a> for details.	—	—	S	—	—	S	—	—	—	S
Entune™ 3.0 <sup>4</sup> Audio Plus with JBL <sup>®23</sup> w/Clari-Fi <sup>TM23</sup> App Suite <sup>4</sup> — includes nine speakers including subwoofer amplifier, 8-in. touch-screen, AM/FM/HD Radio, <sup>TM16</sup> CD player, auxiliary port, USB media port, <sup>9</sup> two USB charge ports, <sup>9</sup> advanced voice recognition <sup>10</sup> hands-free phone capability and music streaming <sup>11</sup> via Bluetooth <sup>®11</sup> wireless technology, Scout® GPS Link <sup>5</sup> compatible with up to 3-year trial, <sup>6</sup> Siri® Eyes Free, <sup>7</sup> Apple CarPlay <sup>®8</sup> compatible, SiriusXM® Satellite Radio <sup>17</sup> with 3-month All Access trial, <sup>18</sup> Entune™ 3.0 <sup>4</sup> Toyota Connected Services — Safety Connect <sup>®12</sup> with 3-year trial, <sup>13</sup> Service Connect <sup>19</sup> with 3-year trial, <sup>20</sup> Remote Connect <sup>21</sup> with 6-month trial, <sup>22</sup> Wi-Fi Connect Powered by Verizon <sup>14</sup> with up to 2GB within 6-month trial <sup>15</sup> See <a href="http://toyota.com/entune">toyota.com/entune</a> for details.	—	—	—	S	—	—	S	—	—	—
Entune™ 3.0 <sup>4</sup> Premium Audio with App Suite, <sup>4</sup> Dynamic Navigation <sup>24</sup> and JBL <sup>®23</sup> w/Clari-Fi <sup>TM23</sup> — includes nine speakers including subwoofer amplifier, 8-in. touch-screen, AM/FM/HD Radio, <sup>TM25</sup> CD player, auxiliary port, USB media port, <sup>9</sup> two USB charge ports, <sup>9</sup> Dynamic Navigation <sup>24</sup> with up to 3-year trial, <sup>25</sup> Dynamic POI Search, Dynamic Voice Recognition, hands-free phone capability and music streaming <sup>11</sup> via Bluetooth <sup>®11</sup> wireless technology, Siri® Eyes Free, <sup>7</sup> Apple CarPlay <sup>®8</sup> compatible, SiriusXM® Satellite Radio <sup>17</sup> with 3-month All Access trial, <sup>18</sup> Entune™ 3.0 <sup>4</sup> Toyota Connected Services — Safety Connect <sup>®12</sup> with 3-year trial, <sup>13</sup> Service Connect <sup>19</sup> with 3-year trial, <sup>20</sup> Remote Connect <sup>21</sup> with 6-month trial, <sup>22</sup> Wi-Fi Connect Powered by Verizon <sup>14</sup> with up to 2GB within 6-month trial <sup>15</sup> Destination Assist Connect <sup>26</sup> with 6-month trial <sup>27</sup> See <a href="http://toyota.com/entune">toyota.com/entune</a> for details.	—	—	P	P	—	P	P	—	—	P
Entune™ 3.0 App Suite <sup>4</sup> Connect: Toyota + Amazon Alexa <sup>28</sup>	S	S	S	S	S	S	S	S	S	S
Entune™ 3.0 <sup>4</sup> Remote Connect: <sup>21</sup> Toyota Skill	—	P	S	S	P	S	S	P	P	S
Qi-compatible wireless smartphone charging <sup>29</sup>	—	P	S	S	P	S	S	P	P	S
Integrated backup camera <sup>30</sup> with projected path	S	S	—	—	S	—	—	S	S	—
Integrated backup camera <sup>30</sup> with dynamic gridlines	—	P	S	S	P	S	S	P	P	S
4.2-in. TFT Multi-Information Display (MID) with odometer, outside temperature, fuel economy and trip information, current/average fuel economy, distance to empty, average speed, trip distance with timer, and warning messages	S	S	—	—	—	—	—	—	—	—
4.2-in. TFT Multi-Information Display (MID) with odometer, outside temperature, fuel economy and trip information, current/average fuel economy, distance to empty, average speed, trip distance with timer, TPMS, <sup>31</sup> and warning messages	—	—	—	—	S	—	—	—	—	—
4.2-in. TFT Multi-Information Display (MID) with odometer, outside temperature, fuel economy and trip information, current/average fuel economy, distance to empty, average speed, trip distance with timer, hybrid system information, energy monitor, and warning messages	—	—	—	—	—	—	—	S	—	—
4.2-in. TFT Multi-Information Display (MID) with odometer, outside temperature, fuel economy and trip information, current/average fuel economy, distance to empty, average speed, trip distance with timer, hybrid system information, energy monitor, TPMS, <sup>31</sup> and warning messages	—	—	—	—	—	—	—	—	S	—
7-in. TFT Multi-Information Display (MID) with customizable settings, odometer, outside temperature, fuel economy and trip information, current/average fuel economy, distance to empty, average speed, trip distance with timer, TPMS, <sup>31</sup> scheduled maintenance, and warning messages	—	—	S	S	—	S	S	—	—	—
7-in. TFT Multi-Information Display (MID) with customizable settings, odometer, outside temperature, fuel economy and trip information, current/average fuel economy, distance to empty, average speed, trip distance with timer, TPMS, <sup>31</sup> scheduled maintenance, compass, and warning messages	—	—	P	P	—	P	P	—	—	—
7-in. TFT Multi-Information Display (MID) with customizable settings, odometer, outside temperature, fuel economy and trip information, current/average fuel economy, distance to empty, average speed, hybrid system information, energy monitor, TPMS, <sup>31</sup> scheduled maintenance, and warning messages	—	—	—	—	—	—	—	—	—	S
7-in. TFT Multi-Information Display (MID) with customizable settings, odometer, outside temperature, fuel economy and trip information, current/average fuel economy, distance to empty, average speed, hybrid system information, energy monitor, TPMS, <sup>31</sup> scheduled maintenance, compass, and warning messages	—	—	—	—	—	—	—	—	—	P
Fabric-trimmed front seats with passenger-side seatback pocket; 6-way adjustable driver's and front passenger seats	S	—	—	—	—	—	—	—	—	—
Fabric-trimmed front seats with passenger-side seatback pocket; 8-way power-adjustable driver's seat with power lumbar support; 6-way adjustable front passenger seat	—	S	—	—	—	—	—	—	—	—
Fabric-trimmed multi-stage heated front seats with passenger-side seatback pocket; 8-way power-adjustable driver's seat with power lumbar support; 6-way adjustable front passenger seat	—	—	—	—	—	—	—	S	—	—
Sport SofTex®-trimmed front seats with fabric inserts, seatback pockets; 8-way power-adjustable driver's seat with power lumbar support; 6-way adjustable front passenger seat	—	—	—	—	S	—	—	—	—	—
Sport SofTex®-trimmed multi-stage heated front seats with fabric inserts, seatback pockets; 8-way power-adjustable driver's seat with power lumbar support; 6-way adjustable front passenger seat	—	—	—	—	—	—	—	—	S	—

See numbered footnotes in Disclosures section.

S = Standard   O = Optional   — = Not available   P = Feature is available as part of an option package.

FEATURES (continued)<sup>1</sup>

INTERIOR (continued)	L	LE	XLE	XLE V6	SE	XSE	XSE V6	LE	HYBRID SE	XLE
Leather-trimmed multi-stage heated front seats with seatback pockets; 8-way power-adjustable driver's seat with power lumbar support; 8-way power-adjustable front passenger seat	–	–	S	S	–	S	S	–	–	S
Rear adjustable headrests	–	–	S	S	–	S	S	–	–	S
60/40 split fold-down rear seat with center armrest with cup holders	–	S	S	S	S	S	S	S	S	S
Full-Speed Range Dynamic Radar Cruise Control (DRCC) <sup>32</sup>	–	–	S	S	–	S	S	S	S	S
Dynamic Radar Cruise Control (DRCC) <sup>33</sup>	S	S	–	–	S	–	–	–	–	–
Tilt/telescopic 3-spoke steering wheel with audio, Multi-Information Display (MID) and Bluetooth <sup>®11</sup> hands-free phone, voice-command, Dynamic Radar Cruise Control (DRCC), <sup>33</sup> conventional cruise control and Lane Departure Alert (LDA) <sup>36</sup> controls	S	S	–	–	–	–	–	–	–	–
Tilt/telescopic 3-spoke steering wheel with audio, Multi-Information Display (MID) and Bluetooth <sup>®11</sup> hands-free phone, voice-command, Full-Speed Range Dynamic Radar Cruise Control (DRCC), <sup>32</sup> conventional cruise control and Lane Departure Alert (LDA) <sup>36</sup> controls	–	–	–	–	–	–	–	S	–	–
Leather-trimmed tilt/telescopic 3-spoke steering wheel with audio, Multi-Information Display (MID), Bluetooth <sup>®11</sup> hands-free phone, voice-command, Full-Speed Dynamic Radar Cruise Control (DRCC), <sup>32</sup> conventional cruise control and Lane Departure Alert (LDA) <sup>36</sup> controls	–	–	S	S	–	–	–	–	–	S
Leather-trimmed tilt/telescopic 3-spoke steering wheel with paddle shifters, audio, Multi-Information Display (MID), Bluetooth <sup>®11</sup> hands-free phone, voice-command, Dynamic Radar Cruise Control (DRCC), <sup>33</sup> conventional cruise control and Lane Departure Alert (LDA) <sup>36</sup> controls	–	–	–	–	S	–	–	–	–	–
Leather-trimmed tilt/telescopic 3-spoke steering wheel with paddle shifters, audio, Multi-Information Display (MID), Bluetooth <sup>®11</sup> hands-free phone, voice-command, Full-Speed Range Dynamic Radar Cruise Control (DRCC), <sup>32</sup> conventional cruise control and Lane Departure Alert (LDA) <sup>36</sup> controls	–	–	–	–	–	S	S	–	S	–
3-mode switch (ECO, Normal, Sport)	–	–	S	S	–	S	S	–	–	–
4-mode switch (EV, <sup>59, 60</sup> ECO, Normal, Sport)	–	–	–	–	–	–	–	S	S	S
10-in. color Head-Up Display (HUD) with customizable settings, speedometer, shift position, compass, TSS-P <sup>38</sup> indicators, audio, phone, outside temperature and adjustable brightness	–	–	–	S	–	–	S	–	–	–
10-in. color Head-Up Display (HUD) with customizable settings, speedometer, navigation, shift position, compass, TSS-P <sup>38</sup> indicators, audio, phone, outside temperature and adjustable brightness	–	–	P	P	–	P	P	–	–	–
10-in. color Head-Up Display (HUD) with customizable settings, shift position, compass, TSS-P <sup>38</sup> indicators, audio, phone, outside temperature, Hybrid System Indicator and adjustable brightness	–	–	–	–	–	–	–	–	–	S
10-in. color Head-Up Display (HUD) with customizable settings, speedometer, navigation, shift position, compass, TSS-P <sup>38</sup> indicators, audio, phone, outside temperature, Hybrid System Indicator and adjustable brightness	–	–	–	–	–	–	–	–	–	P
Bird's Eye View Camera <sup>39</sup> with Perimeter Scan, overhead 360-degree view in Drive and Reverse, and curb view	–	–	P	P	–	P	P	–	–	P
Soft-material upper door trim	S	S	S	S	S	S	S	S	S	S
Layered wood interior trim	S	S	–	–	–	–	–	S	–	–
Embossed mesh interior trim	–	–	–	–	S	–	–	–	S	–
Tiger Eye wood interior trim	–	–	S	S	–	–	–	–	–	S
Textured metal interior trim	–	–	–	–	–	S	S	–	–	–
Interior chrome door handles	S	S	S	S	S	S	S	S	S	S
Multi-function in-key remote keyless entry system with lock, two-stage unlock, panic, trunk-release functions and remote illuminated entry	S	S	–	–	S	–	–	–	–	–
Smart Key System <sup>40</sup> on front doors and trunk with Push Button Start, remote keyless entry system and remote illuminated entry	–	P	S	S	P	S	S	S	S	S
Power windows with 4-window auto up/down, jam protection and retained-power features	S	S	S	S	S	S	S	S	S	S
Rear window defogger with timer	S	S	S	S	S	S	S	S	S	S
Power door locks with shift-linked automatic locking feature with anti-lockout feature	S	S	S	S	S	S	S	S	S	S
Day/night rearview mirror	S	S	–	–	S	–	–	S	S	–
Auto-dimming rearview mirror	–	P	S	S	P	S	S	P	P	S
Overhead console with maplights and sunglasses storage (sunglasses storage not available with moonroof)	S	S	–	–	S	–	–	S	S	–
Overhead console with maplights, sunglasses storage, and HomeLink <sup>®41</sup> universal transceiver (sunglasses storage not available with moonroof or panoramic roof)	–	P	S	–	P	S	–	P	P	S
Overhead console with maplights and HomeLink <sup>®41</sup> universal transceiver (sunglasses storage not available with panoramic roof)	–	–	P	S	–	P	S	–	–	–
Covered center console, armrest and storage	S	S	S	S	S	S	S	S	S	S
LED-illuminated glove compartment	S	S	S	S	S	S	S	S	S	S
One 12V auxiliary power outlet	S	S	S	S	S	S	S	S	S	S
One USB port <sup>9</sup> (1.5A)	S	S	–	–	S	–	–	S	S	–
Three USB ports <sup>9</sup> (one 1.5A and two 2.1A)	–	–	S	S	–	S	S	–	–	S
Dual sun visors with sliding extensions	S	S	S	–	S	S	–	S	S	S
Dual sun visors with sliding extensions and illuminated vanity mirrors	–	P	P	S	P	P	S	P	P	P
LED rear-seat reading lights	–	P	S	S	P	S	S	P	P	P

See numbered footnotes in Disclosures section.

S = Standard   O = Optional   – = Not available   P = Feature is available as part of an option package.



FEATURES (continued)<sup>1</sup>

INTERIOR (continued)	L	LE	XLE	XLE V6	SE	XSE	XSE V6	LE	HYBRID SE	XLE
Ambient lighting	—	—	S	S	—	S	S	—	—	S
Two front cup holders; two front door and two rear bottle holders	S	—	—	—	—	—	—	—	—	—
Two front and two rear cup holders; two front door and two rear bottle holders	—	S	S	S	S	S	S	S	S	S
Foot pedal parking brake	S	S	—	—	S	—	—	—	—	—
Electric Parking Brake (EPB) <sup>42</sup> with Brake Hold <sup>43</sup> function	—	—	S	S	—	S	S	S	S	S
<b>SAFETY/CONVENIENCE</b>										
<b>STAR SAFETY SYSTEM</b> ™ Star Safety System™ — includes Enhanced Vehicle Stability Control (VSC) <sup>44</sup> Traction Control (TRAC), 4-wheel Anti-lock Brake System (ABS), Electronic Brake-force Distribution (EBD), Brake Assist (BA) <sup>45</sup> and Smart Stop Technology® (SST) <sup>46</sup>	S	S	S	S	S	S	S	S	S	S
Ten airbags <sup>47</sup> — includes driver and front passenger Advanced Airbag System, driver and front passenger seat-mounted side airbags, driver and front passenger knee airbags, rear seat-mounted side airbags, and front and rear side curtain airbags	S	S	S	S	S	S	S	S	S	S
Driver and front passenger Whiplash-Injury-Lessening (WIL) <sup>48</sup> seats	S	S	S	S	S	S	S	S	S	S
3-point seatbelts for all seating positions; driver-side Emergency Locking Retractor (ELR) and Automatic/Emergency Locking Retractor (ALR/ELR) on all passenger seatbelts	S	S	S	S	S	S	S	S	S	S
LATCH (Lower Anchors and Tethers for Children) includes lower anchors on outboard rear seats	S	S	S	S	S	S	S	S	S	S
Child-protector rear door locks and power window lockout control	S	S	S	S	S	S	S	S	S	S
Energy-absorbing collapsible steering column	S	S	S	S	S	S	S	S	S	S
Front and rear energy-absorbing crumple zones	S	S	S	S	S	S	S	S	S	S
Side-impact door beams	S	S	S	S	S	S	S	S	S	S
Tire Pressure Monitor System (TPMS) <sup>31</sup>	S	S	—	—	—	—	—	S	—	—
Tire Pressure Monitor System (TPMS) <sup>31</sup> with direct pressure readout	—	—	S	S	S	S	S	—	S	S
Collision sensors: deactivate high-voltage battery	—	—	—	—	—	—	—	S	S	S
Toyota Safety Sense™ P (TSS-P) <sup>38</sup> — Pre-Collision System <sup>49</sup> with Pedestrian Detection <sup>50</sup> (PCS w/PD), Lane Departure Alert with Steering Assist (LDA w/SA), <sup>36</sup> Automatic High Beams (AHB) <sup>51</sup> and Dynamic Radar Cruise Control (DRCC) <sup>33</sup>	S	S	—	—	S	—	—	—	—	—
Toyota Safety Sense™ P (TSS-P) <sup>38</sup> — Pre-Collision System <sup>49</sup> with Pedestrian Detection <sup>50</sup> (PCS w/PD), Lane Departure Alert with Steering Assist (LDA w/SA), <sup>36</sup> Automatic High Beams (AHB) <sup>51</sup> and Full-Speed Range Dynamic Radar Cruise Control (DRCC) <sup>32</sup>	—	—	S	S	—	S	S	S	S	S
Blind Spot Monitor (BSM) <sup>3</sup> with Rear Cross-Traffic Alert (RCTA) <sup>52</sup>	—	P	S	S	P	S	S	P	P	S
Blind Spot Monitor (BSM) <sup>3</sup> with Rear Cross-Traffic Alert (RCTA); <sup>52</sup> and Intelligent Clearance Sonar (ICS) <sup>53</sup> with Rear Cross-Traffic Braking (RCTB) <sup>54</sup>	—	—	P	P	—	P	P	—	—	P
Hill Start Assist Control (HAC) <sup>55</sup>	S	S	S	S	S	S	S	S	S	S
Anti-theft system with alarm	—	S	S	S	S	S	S	S	S	S
Engine immobilizer <sup>56</sup>	S	—	—	—	—	—	—	—	—	—
ToyotaCare <sup>57</sup> featuring a no cost maintenance plan with roadside assistance <sup>58</sup>	S	S	S	S	S	S	S	S	S	S
<b>PACKAGES &amp; OPTIONS</b>										
<b>Nightshade Edition Package</b> — includes black 18-in. alloy wheels, mirror caps, shark-fin antenna, rear spoiler, window trim, outside door handles, rear badges and rear “Toyota” emblem	—	—	—	—	P	—	—	—	—	—
<b>Convenience Package</b> — includes Smart Key System, <sup>40</sup> HomeLink <sup>®41</sup> universal transceiver, auto-dimming rearview mirror	—	O	—	—	O	—	—	—	—	—
<b>Convenience Package</b> — includes Smart Key System, <sup>40</sup> HomeLink <sup>®41</sup> universal transceiver, auto-dimming rearview mirror	—	—	S	S	—	S	S	—	—	—
<b>Convenience Package</b> (Hybrid) — includes HomeLink <sup>®41</sup> universal transceiver, auto-dimming rearview mirror	—	—	—	—	—	—	—	O	O	S
<b>Audio Package</b> — includes Entune™ 3.0 <sup>4</sup> Audio Plus with App Suite, <sup>4</sup> Qi-compatible wireless smartphone charging; <sup>29</sup> dual-zone automatic climate control	—	O	—	—	O	—	—	—	—	—
<b>Audio Package</b> — includes Entune™ 3.0 <sup>4</sup> Audio Plus with App Suite, <sup>4</sup> Qi-compatible wireless smartphone charging; <sup>29</sup>	—	—	—	—	—	—	—	O	O	—
<b>Navigation Package</b> — includes Entune™ 3.0 <sup>4</sup> Premium Audio with App Suite, <sup>4</sup> Dynamic Navigation <sup>24</sup> and JBL <sup>®23</sup> w/Clari-Fi™ <sup>23</sup>	—	—	O	O	—	O	O	—	—	O
<b>Driver Assist Package</b>										
10-in. color Head-Up Display (HUD)	—	—	O	S	—	O	S	—	—	S
Bird’s Eye View Camera <sup>39</sup> with Perimeter Scan	—	—	O	O	—	O	O	—	—	O
Intelligent Clearance Sonar (ICS) <sup>53</sup> with Rear Cross-Traffic Braking (RCTB) <sup>54</sup>	—	—	O	O	—	O	O	—	—	O
Power tilt/slide moonroof	—	O	—	—	O	—	—	O	O	O
Panoramic glass roof with front power tilt/slide moonroof	—	—	O	S	—	O	S	—	—	—
Blind Spot Monitor (BSM) <sup>3</sup> with Rear Cross-Traffic Alert (RCTA) <sup>52</sup>	—	O	S	S	O	S	S	O	O	S
Two-tone Midnight Black Metallic roof and rear spoiler <sup>2</sup> (includes black window trim and sideview mirror caps)	—	—	—	—	—	O	O	—	—	—
Adaptive Headlights — LED headlights with level control and auto on/off feature	—	—	—	—	—	—	—	—	—	O

See numbered footnotes in Disclosures section.

S = Standard O = Optional — = Not available P = Feature is available as part of an option package.

## SPECIFICATIONS

## MECHANICAL/PERFORMANCE

	L	LE	XLE	XLE V6	SE	XSE	XSE V6	HYBRID LE	HYBRID SE	HYBRID XLE
<b>ENGINE</b>										
2.5-Liter Dynamic Force 4-Cylinder DOHC 16-Valve D-4S Dual Injection with Dual VVT-i; 203 hp @ 6600 rpm; 184 lb.-ft. @ 5000 rpm	Standard	Standard	N/A	N/A	Standard	N/A	N/A	N/A	N/A	N/A
2.5-Liter Dynamic Force 4-Cylinder DOHC 16-Valve D-4S Dual Injection with Dual VVT-i and ECO, Normal and Sport drive modes; 203 hp @ 6800 rpm; 184 lb.-ft. @ 5000 rpm	N/A	N/A	Standard	N/A	N/A	N/A	N/A	N/A	N/A	N/A
2.5-Liter Dynamic Force 4-Cylinder DOHC 16-Valve D-4S Dual Injection with Dual VVT-i and ECO, Normal and Sport drive modes; 206 hp @ 6800 rpm; 186 lb.-ft. @ 5000 rpm	N/A	N/A	N/A	N/A	N/A	Standard	N/A	N/A	N/A	N/A
3.5-Liter V6 DOHC 24-Valve D-4S Dual Injection with Dual VVT-i; 301 hp @ 6600 rpm; 267 lb.-ft. @ 4700 rpm	N/A	N/A	N/A	Standard	N/A	N/A	Standard	N/A	N/A	N/A
Hybrid engine: 2.5-Liter Dynamic Force 4-Cylinder DOHC 16-Valve D-4S Dual Injection with Dual VVT-i with ECO, Normal, Sport and EV <sup>59,60</sup> drive modes; 176 hp @ 5700 rpm; 163 lb.-ft. @ 5200 rpm	N/A	N/A	N/A	N/A	N/A	N/A	N/A	Standard	Standard	Standard
<b>COMPRESSION RATIO</b>										
	13.0 : 1	13.0 : 1	13.0 : 1	11.8 : 1	13.0 : 1	13.0 : 1	11.8 : 1	14.0 : 1	14.0 : 1	14.0 : 1
<b>EMISSION RATING</b>										
Federal Environmental Protection Agency (EPA) Emission Standard: Tier 3 Bin 30	Standard	Standard	Standard	N/A	Standard	Standard	N/A	Standard	Standard	Standard
California Air Resources Board (CARB) Emission Standard: Low Emission Vehicle (LEV) III, Super Ultra Low Emission Vehicle (SULEV) 30	Standard	Standard	Standard	N/A	Standard	Standard	N/A	Standard	Standard	Standard
Federal Environmental Protection Agency (EPA) Emission Standard: Tier 3 Bin 70	N/A	N/A	N/A	Standard	N/A	N/A	Standard	N/A	N/A	N/A
California Air Resources Board (CARB) Emission Standard: Low Emission Vehicle (LEV) III, Ultra Low Emission Vehicle (ULEV) 70	N/A	N/A	N/A	Standard	N/A	N/A	Standard	N/A	N/A	N/A
<b>ELECTRIC MOTOR</b>										
Power output	N/A	N/A	N/A	N/A	N/A	N/A	N/A	118 HP (88 kW)	118 HP (88 kW)	118 HP (88 kW)
Torque	N/A	N/A	N/A	N/A	N/A	N/A	N/A	149 lb.-ft. (202 N·m)	149 lb.-ft. (202 N·m)	149 lb.-ft. (202 N·m)
Voltage	N/A	N/A	N/A	N/A	N/A	N/A	N/A	650 V (max sys.)	650 V (max sys.)	650 V (max sys.)
Hybrid System Net Power	N/A	N/A	N/A	N/A	N/A	N/A	N/A	208 HP	208 HP	208 HP
<b>TRACTION BATTERY</b>										
Sealed Lithium-ion (Li)	N/A	N/A	N/A	N/A	N/A	N/A	N/A	Standard	N/A	N/A
Sealed Nickel-Metal Hydride (Ni-MH) <sup>61</sup>	N/A	N/A	N/A	N/A	N/A	N/A	N/A	N/A	Standard	Standard
<b>VOLTAGE</b>										
Voltage	N/A	N/A	N/A	N/A	N/A	N/A	N/A	259.0 V	244.8 V	244.8 V
<b>TRANSMISSION</b>										
Direct Shift-8AT 8-speed Electronically Controlled automatic Transmission with intelligence (ECT-i) with sequential shift mode	Standard	Standard	Standard	Standard	Standard	Standard	Standard	N/A	N/A	N/A
Electronically controlled Continuously Variable Transmission (ECVT) with sequential shift mode	N/A	N/A	N/A	N/A	N/A	N/A	N/A	Standard	Standard	Standard
<b>DRIVETRAIN</b>										
Front-wheel drive	Standard	Standard	Standard	Standard	Standard	Standard	Standard	Standard	Standard	Standard
<b>BODY CONSTRUCTION</b>										
Unitized body with front and rear anti-vibration sub-frames	Standard	Standard	Standard	Standard	Standard	Standard	Standard	Standard	Standard	Standard
<b>SUSPENSION</b>										
MacPherson strut front suspension with gas-filled shock absorbers and stabilizer bar; multi-link rear suspension with gas-filled shock absorbers and stabilizer bar, and front strut tower bracing	Standard	Standard	Standard	Standard	N/A	N/A	N/A	Standard	N/A	Standard
MacPherson strut front suspension with gas-filled shock absorbers and stabilizer bar; multi-link rear suspension with gas-filled shock absorbers and stabilizer bar, sport-tuned shock absorbers and springs, and front strut tower bracing	N/A	N/A	N/A	N/A	Standard	Standard	Standard	N/A	Standard	N/A

See numbered footnotes in Disclosures section.



SPECIFICATIONS (continued)

MECHANICAL/PERFORMANCE (continued)	L	LE	XLE	XLE V6	SE	XSE	XSE V6	HYBRID LE	HYBRID SE	HYBRID XLE
<b>STEERING</b>										
Electric Power Steering (EPS); power-assisted rack-and-pinion	Standard	Standard	Standard	Standard	Standard	Standard	Standard	Standard	Standard	Standard
Turning circle diameter, curb to curb (ft.)	37.4	37.4	38.0	38.0	38.0	38.0	38.0	37.4	38.0	38.0
<b>BRAKES</b>										
Power-assisted ventilated 12-in. front disc brakes; solid 11.06-in. rear disc brakes with hydraulic brake booster, Electronically Controlled Braking (ECB) system and Star Safety System™	Standard	Standard	Standard	Standard	Standard	Standard	Standard	N/A	N/A	N/A
Power-assisted ventilated 12-in. front disc brakes; solid 11.06-in. rear disc brakes with hydraulic brake booster, Electronically Controlled Braking (ECB) system, Integrated regenerative braking and Star Safety System™	N/A	N/A	N/A	N/A	N/A	N/A	N/A	Standard	Standard	Standard
<b>EXTERIOR DIMENSIONS (in.)</b>										
Overall height, unloaded	56.9	56.9	56.9	56.9	56.9	56.9	56.9	56.9	56.9	56.9
Overall width	72.4	72.4	72.4	72.4	72.4	72.4	72.4	72.4	72.4	72.4
Overall length	192.1	192.1	192.1	192.1	192.7	192.7	192.7	192.1	192.7	192.1
Wheelbase	111.2	111.2	111.2	111.2	111.2	111.2	111.2	111.2	111.2	111.2
Ground clearance	5.7	5.7	5.7	5.7	5.7	5.7	5.7	5.7	5.7	5.7
Track (front/rear)	63.0/63.2	62.6/62.8	62.2/62.6	62.2/62.6	62.2/62.6	62.2/62.6	62.2/62.6	63.0/63.2	62.2/62.6	62.2/62.6
<b>INTERIOR DIMENSIONS (in.)</b>										
Head room front/rear without moonroof (with moonroof)	38.3/38.0 (N/A)	38.3/38.0 (37.5/38.0)	38.3/38.0 (37.5/38.0)	N/A (37.5/38.0)	38.3/38.0 (37.5/38.0)	38.3/38.0 (37.5/38.0)	N/A (37.5/38.0)	38.3/37.6 (37.5/37.6)	38.3/37.6 (37.5/37.6)	38.3/37.6 (37.5/37.6)
Shoulder room	57.7/55.7	57.7/55.7	57.7/55.7	57.7/55.7	57.7/55.7	57.7/55.7	57.7/55.7	57.7/55.7	57.7/55.7	57.7/55.7
Hip room	55.4/54.7	55.4/54.7	55.4/54.7	55.4/54.7	55.4/54.7	55.4/54.7	55.4/54.7	55.4/54.6	55.4/54.6	55.4/54.6
Leg room	42.1/38.0	42.1/38.0	42.1/38.0	42.1/38.0	42.1/38.0	42.1/38.0	42.1/38.0	42.1/38.0	42.1/38.0	42.1/38.0
<b>WEIGHTS AND CAPACITIES</b>										
Curb weight (lb.)	3241	3296	3351	3549	3340	3395	3572	3472	3549	3572
EPA passenger volume (cu. ft.) without moonroof	100.4	100.4	100.4	N/A	100.4	100.4	N/A	99.9	99.9	99.9
EPA passenger volume (cu. ft.) with moonroof	N/A	99.3	99.3	99.3	99.3	99.3	99.3	98.8	98.8	98.8
Cargo volume; <sup>62</sup> rear seatbacks up (cu. ft.)	14.1	15.1	15.1	15.1	15.1	15.1	15.1	15.1	15.1	15.1
Fuel tank (gal.)	14.5	16	16	16	16	16	16	13	13	13
Seating capacity	5	5	5	5	5	5	5	5	5	5
<b>TIRES</b>										
Type: All-season	Standard	Standard	Standard	Standard	Standard	Standard	Standard	Standard	Standard	Standard
Spare: Temporary	Standard	Standard	Standard	Standard	Standard	Standard	Standard	Standard	Standard	Standard
<b>MILEAGE ESTIMATES (mpg city/highway/combined)<sup>63</sup></b>										
	29/41/34	28/39/32	28/39/32	22/33/26	28/39/32	28/39/32	22/32/26	51/53/52	44/47/46	44/47/46

## CARS BUILT FOR THE WAY YOU LIVE

At Toyota, we build cars for how you live. From building advanced safety features designed to help prevent crashes to driving cross-country to understand how we can make your driving experience better, our work starts with understanding your needs. Building cars for how you live also means thinking about tomorrow — from fuel efficiency and environmental innovations, to things beyond cars, like a bicycle that you can control with your mind. And because what we learn building cars can help improve lives in other places, we do things like help communities rebuild their homes quickly after a disaster and work with soup kitchens to help them serve more people faster. Toyota. Built for how you live. Together we are going places.

## DISCLOSURES

1. Toyota strives to build vehicles to match customer interest and thus they typically are built with popular options and option packages. Not all options/packages are available separately and some may not be available in all regions of the country. If you would prefer a vehicle with no or different options, contact your dealer to check for current availability or the possibility of placing a special order. 2. Extra-cost color. 3. Do not rely exclusively on the Blind Spot Monitor. Always look over your shoulder and use your turn signal. There are limitations to the function, detection and range of the monitor. See *Owner's Manual* for additional limitations and details. 4. Be sure to obey traffic regulations and maintain awareness of road and traffic conditions at all times. Apps/services vary by phone/carrier; functionality depends on many factors. Select apps use large amounts of data; you are responsible for charges. Apps and services subject to change at any time without notice. See [toyota.com/entune](https://toyota.com/entune) for details. 5. The Scout® GPS Link app is compatible with select vehicle models. Availability and accuracy of the information provided by Scout® GPS Link is subject to change at any time without notice and is dependent upon many factors, including smartphone connectivity, capability and cellular reception. Always use safe driving practices and follow all traffic rules. Data charges may apply. Scout® and Telenav® are registered trademarks of Telenav, Inc. 6. The Scout® GPS Link trial is at no extra cost and begins when the app is downloaded on the vehicle. Contact the Toyota Customer Experience Center at 800-331-4331 for length of trial period. After the trial period expires, enrollment in a paid subscription is required to access the service. Terms and conditions apply. 7. Always drive safely, obey traffic laws and focus on the road while driving. Siri® is available on select iPhone®/iPad® models and requires Internet access. Siri® is not available in all languages or all areas and features vary by area. Some Siri® functionality and commands are not accessible in the vehicle. Data charges may apply. See [apple.com](https://apple.com) and phone carrier for details. Siri® is a registered trademark of Apple Inc. 8. Apple CarPlay® is a registered trademark of Apple Inc. Apps and services subject to change at any time without notice. 9. May not be compatible with all mobile phones, MP3/WMA players and like models. 10. Advanced voice recognition capabilities vary by head unit. 11. The Bluetooth® word mark and logos are registered trademarks owned by Bluetooth SIG, Inc., and any use of such marks by Toyota is under license. A compatible Bluetooth®-enabled phone must first be paired. Phone performance depends on software, coverage and carrier. 12. Toyota Safety Connect® is dependent upon an operative telematics device, a cellular connection and other factors outside of Toyota's control, which can limit the ability to reach the response center or receive emergency support or otherwise limit the functionality or availability of the system. Terms and conditions of subscription service agreement apply. To learn about Toyota's data collection, use, sharing and retention, please visit <https://www.toyota.com/privacyvts>. Stolen vehicle police report required to use Stolen Vehicle Locator. 13. The Safety Connect® trial period is at no extra cost and begins on the original date of purchase or lease of a new vehicle. After the trial period expires, enrollment in paid subscription is required to access the service. Terms and conditions apply. 14. Verizon Wireless is the network provider for Wi-Fi Connect, which uses Verizon's 4G LTE network to transmit data. Data usage applies. Coverage not available everywhere; see [vzw.com](https://vzw.com). See [verizonwireless.com/bestnetwork](https://verizonwireless.com/bestnetwork) for details. LTE is a trademark of ETSI. Other terms apply. Up to 5 devices can be supported using in-vehicle connectivity. Verizon Wireless data subscription required upon end of 6-month trial period or use of 2 GB data (whichever comes first). Use of Wi-Fi Connect subject to Verizon Wireless' Customer Agreement ([verizonwireless.com/legal/notices/customer-agreement/](https://verizonwireless.com/legal/notices/customer-agreement/)), Privacy Policy ([verizon.com/about/privacy/privacy-policy-summary](https://verizon.com/about/privacy/privacy-policy-summary)), and data use policies ([verizonwireless.com/support/vz-email-legal/](https://verizonwireless.com/support/vz-email-legal/)). 15. The Wi-Fi Connect trial period is at no extra cost and begins on the date of activation. After the trial period expires, enrollment in a paid subscription is required to access the service. Terms and conditions apply. 16. HD Radio™ Technology manufactured under license from iBiquity Digital Corporation U.S. and Foreign Patents. HD Radio™ and the HD, HD Radio, and "Arc" logos are proprietary trademarks of iBiquity Digital Corp. 17. SiriusXM® audio services require a subscription sold separately by Sirius XM Radio Inc. If you decide to continue service after your trial, the subscription plan you choose will automatically renew thereafter and you will be charged according to your chosen payment method at then-current rates. Fees and taxes apply. To cancel, you must call SiriusXM at 1-866-635-2349. See SiriusXM Customer Agreement for complete terms at [www.siriusxm.com](https://www.siriusxm.com). All fees and programming subject to change. Not all vehicles or devices are capable of receiving all services offered by SiriusXM. Current information and features may not be available in all locations, or on all receivers. ©2018 Sirius XM Radio Inc. SiriusXM and all related marks and logos are trademarks of Sirius XM Radio Inc. 18. Trial length and service availability may vary by model, model year or trim. 19. Information provided is based on the last time data was collected from the vehicle and may not be up to date. Service Connect is dependent upon an operative telematics device, a cellular connection, navigation map data and GPS satellite signal reception, and other factors outside of Toyota's control, which can limit the ability or functionality of the system. To learn about Toyota Entune™ 3.0's data collection, use, sharing and retention, please visit <https://www.toyota.com/privacyvts/>. 20. The Service Connect trial period is at no extra cost and begins on the original date of purchase or lease of a new vehicle. After the respective trial period expires, enrollment in paid subscription is required to access the service. Terms and conditions apply. 21. Use only if aware of circumstances surrounding vehicle and it is legal and safe to do so (e.g., do not remotely start engine if vehicle is in an enclosed space or vehicle is occupied by a child). Remote Connect is dependent upon an operative telematics device, a cellular connection, navigation map data and GPS satellite signal reception, and other factors outside of Toyota's control, which can limit the ability or functionality of the system. Registration and app download are required. See usage precautions and service limitations in *Owner's Manual*. To learn about Toyota Entune™ 3.0's data collection, use, sharing and retention, please visit <https://www.toyota.com/privacyvts/>. 22. The Remote Connect trial period is at no extra cost and begins on the original date of purchase or lease of a new vehicle. After the trial period expires, enrollment in a paid subscription is required to access the service. Terms and conditions apply. 23. JBL® and Clari-Fi™ are registered trademarks of Harman International Industries, Incorporated. 24. Dynamic Navigation is dependent upon an operative telematics device, a cellular connection, navigation map data and GPS satellite signal reception, and other factors outside of Toyota's control, which can limit the ability or functionality of the system. To learn about Toyota Entune™ 3.0's data collection, use, sharing and retention, please visit <https://www.toyota.com/privacyvts/>. Use common sense when relying on information provided. Services and programming subject to change. Services not available in every city or roadway. Subscription required upon end of trial service period. See *Navigation System Owner's Manual* for additional details. 25. The Dynamic Navigation three-year trial begins the earlier of when the vehicle hits 100 miles or a year after the multimedia system manufacture date, regardless of when you purchase or lease the vehicle. Terms and conditions of subscription service agreement apply. 26. Destination Assist Connect is dependent upon an operative telematics device, a cellular connection, navigation map data and GPS satellite signal reception, and other factors outside of Toyota's control, which can limit the ability or functionality of the system. Use common sense when relying on this information. To learn about Toyota Entune™ 3.0's data collection, use, sharing and retention, please visit <https://www.toyota.com/privacyvts/>. See *Owner's Manual* for additional details. 27. The Destination Assist Connect trial period is at no extra cost and begins on the original date of purchase or lease of a new vehicle. After the trial period expires, enrollment in a paid subscription is required to access the service. Terms and conditions of subscription service agreement apply. 28. Amazon, Alexa, and all related logos are trademarks of Amazon.com, Inc. or its affiliates. Not all Amazon Alexa skills are available for in-vehicle use. The Toyota+Alexa app requires an Android™ smartphone using version 5.0 and above (Apple® iOS available early 2019). 29. Qi wireless charging may not be compatible with all mobile phones, MP3/WMA players and like models. When using the wireless charging system, avoid placing metal objects between the wireless charger and the mobile device when charging is active. Doing so may cause metal objects to become hot and could cause burns. 30. The backup camera does not provide a comprehensive view of the rear area of the vehicle. You should also look around outside your vehicle and use your mirrors to confirm rearward clearance. Environmental conditions may limit effectiveness and view may become obscured. See *Owner's Manual* for additional limitations and details. 31. The Tire Pressure Monitor System alerts the driver when tire pressure is critically low. For optimal tire wear and performance, tire pressure should be checked regularly with a gauge; do not rely solely on the monitor system. See *Owner's Manual* for details. 32. Full-Speed Range Dynamic Radar Cruise Control is designed to assist the driver and is not a substitute for safe and attentive driving practices. System effectiveness is dependent on road, weather and traffic conditions. See *Owner's Manual* for additional limitations and details. 33. Dynamic Radar Cruise Control is designed to assist the driver and is not a substitute for safe and attentive driving practices. System effectiveness is dependent on many factors including road, weather and traffic conditions. See *Owner's Manual* for additional limitations and details. 34. The Toyota Genuine Accessory Warranty will only apply when the installation is performed by a trained Toyota-approved installer. Please see dealer for details. 35. The universal tablet holder is intended for passengers only. Drivers should always be sure to obey traffic regulations and maintain awareness of the road and traffic conditions at all times. Use of aftermarket accessories may pose an increased risk of injury to occupants in the event of an accident. Tablet sold separately. 36. Lane Departure Alert with Steering Assist is designed to read visible lane markers under certain conditions. It provides a visual and audible alert, and slight steering force when lane departure is detected. It is not a collision-avoidance system or a substitute for safe and attentive driving. Effectiveness is dependent on many factors including road, weather and vehicle conditions. See *Owner's Manual* for additional limitations and details. 37. This floor mat/floor liner was designed specifically for use in your model and model year vehicle and SHOULD NOT be used in any other vehicle. To avoid potential interference with pedal operation, each mat/liner must be secured with its fasteners. Do not install a floor mat/floor liner on top of an existing floor mat/floor



## DISCLOSURES (continued)

liner. **38.** Drivers are responsible for their own safe driving. Always pay attention to your surroundings and drive safely. System effectiveness is dependent on many factors including road, weather and vehicle conditions. See *Owner's Manual* for additional limitations and details. **39.** The Bird's-Eye-View Camera does not provide a comprehensive view of the area surrounding the vehicle. You should also look around outside your vehicle and use your mirrors to confirm surrounding clearance. Environmental conditions may limit effectiveness and view may become obscured. See *Owner's Manual* for additional limitations and details. **40.** The Smart Key System may interfere with some pacemakers or cardiac defibrillators. If you have one of these medical devices, please talk to your doctor to see if you should deactivate this system. **41.** HomeLink® and the HomeLink® house icon are registered trademarks of Gentex Corporation. **42.** When the system is on, Automatic Electric Parking Brake is designed to automatically engage the Electric Parking Brake under limited conditions. It may not hold the vehicle under all conditions and does not function when the vehicle is in Reverse. Automatic Electric Parking Brake is not a substitute for manual use of the Electric Parking Brake. See *Owner's Manual* for additional limitations and details. **43.** When the system is on, Brake Hold is designed to keep the brakes engaged after the driver brings the vehicle to a complete stop. It may not hold the vehicle under certain conditions and does not function when the vehicle is in Reverse. Brake Hold is not a substitute for safe and attentive driving. See *Owner's Manual* for additional limitations and details. **44.** Vehicle Stability Control is an electronic system designed to help the driver maintain vehicle control under adverse conditions. It is not a substitute for safe and attentive driving practices. Factors including speed, road conditions, weather and driver steering input can all affect whether VSC will be effective in preventing a loss of control. See *Owner's Manual* for additional limitations and details. **45.** Brake Assist is designed to help the driver take full advantage of the benefits of ABS. It is not a substitute for safe driving practices. Braking effectiveness also depends on proper vehicle maintenance, and tire and road conditions. See *Owner's Manual* for additional limitations and details. **46.** Smart Stop Technology® operates only in the event of certain contemporaneous brake and accelerator pedal applications. When engaged, the system will reduce power to help the brakes bring the vehicle to a stop. Factors including speed, road conditions and driver input can all impact stopping distance. Smart Stop Technology® is not a substitute for safe and attentive driving and does not guarantee instant stopping. See *Owner's Manual* for additional limitations and details. **47.** All the airbag systems are Supplemental Restraint Systems. All airbags (if installed) are designed to inflate only under certain conditions and in certain types of severe collisions. To decrease the risk of injury from an inflating airbag, always wear seatbelts and sit upright in the middle of the seat as far back as possible. Do not put objects in front of an airbag or around the seatback. Do not use a rearward-facing child seat in any front passenger seat. See *Owner's Manual* for additional limitations and details. **48.** Whiplash-Injury-Lessening front seats can help reduce the severity of whiplash injury in certain rear-end collisions. **49.** The TSS Pre-Collision System is designed to help avoid or reduce the crash speed and damage in certain frontal collisions only. It is not a substitute for safe and attentive driving. System effectiveness is dependent on many factors including road, weather and vehicle conditions. See *Owner's Manual* for additional limitations and details. **50.** The Pedestrian Detection system is designed to detect a pedestrian ahead of the vehicle, determine if impact is imminent and help reduce impact speed. It is not a substitute for safe and attentive driving. System effectiveness depends on many factors, such as speed, size and position of pedestrians, and weather, light and road conditions. See *Owner's Manual* for additional limitations and details. **51.** Automatic High Beams operate at speeds above 25 mph. Factors such as a dirty windshield, weather, lighting and terrain limit effectiveness, requiring the driver to manually operate the high beams. See *Owner's Manual* for additional limitations and details. **52.** Do not rely exclusively on the Rear Cross-Traffic Alert system. Always look over your shoulder and use your mirrors to confirm rear clearance. There are limitations to the function, detection and range of the system. See *Owner's Manual* for additional limitations and details. **53.** Intelligent Clearance Sonar (ICS) is designed to assist drivers in avoiding potential collisions at speeds of 9 mph or less. Certain vehicle and environmental factors, including an object's shape and composition, may affect the ability of the ICS to detect it. Always look around outside the vehicle and use mirrors to confirm clearance. See *Owner's Manual* for additional limitations and details. **54.** Do not rely exclusively on the Rear Cross-Traffic Braking system. Always look over your shoulder and use your mirrors to confirm rear clearance. The system cannot prevent all collisions, and performance is dependent on road, weather and vehicle conditions. See *Owner's Manual* for additional limitations and details. **55.** Hill Start Assist Control is designed to help minimize backward rolling on steep ascents. It is not a substitute for safe driving judgment and practices. Factors including speed, grade, surface conditions and driver input can all affect whether HAC will be effective in preventing a loss of control. See *Owner's Manual* for additional limitations and details. **56.** The engine immobilizer is a state-of-the-art anti-theft system. When you insert your key into the ignition switch or bring a Smart Key fob into the vehicle, the key transmits an electronic code to the vehicle. The engine will only start if the code in the transponder chip inside the key/fob matches the code in the vehicle's immobilizer. Because the transponder chip is embedded in the key/fob, it can be costly to replace. If you lose a key or fob, your Toyota dealer can help. Alternatively, you can find a qualified independent locksmith to perform high-security key services by consulting your local Yellow Pages or by contacting [www.aloa.org](http://www.aloa.org). **57.** ToyotaCare plan covers normal factory scheduled service for 2 years or 25K miles, whichever comes first. See Toyota dealer for details and exclusions. Valid only in the continental U.S. and Alaska. **58.** Roadside Assistance coverage is 2 years unlimited mileage. Does not include parts and fluids, except emergency fuel delivery. See Toyota Dealer for details and exclusions. Valid only in the continental U.S. and Alaska. **59.** EV Mode works under certain conditions at low speeds up to one-half mile. Quick acceleration and braking, road and vehicle conditions, or climate control use may prevent or limit usage or effectiveness of EV Mode. See [www.fueleconomy.gov](http://www.fueleconomy.gov). Driving speed and distance are limited. See *Owner's Manual* for details. **60.** CAUTION! When driving a hybrid vehicle, pay special attention to the area around the vehicle. Because there is little vehicle noise in EV Mode, pedestrians, people riding bicycles or other people and vehicles in the area may not be aware of the vehicle starting off or approaching them, so take extra care while driving. EV Mode works under certain conditions at low speeds. See *Owner's Manual* for details. **61.** Hybrid vehicle battery expected life is 150,000 miles based on laboratory bench testing. **62.** Cargo and load capacity limited by weight and distribution. **63.** 2019 EPA-estimated mileage. Actual mileage will vary. **64.** Based on manufacturer estimates, CY 2002-2017 sales, includes Camry Solara. **65.** iPod®, iPhone® and App Store are registered trademarks of Apple Inc. All rights reserved. **66.** 2019 EPA-estimated 51 city/53 highway/52 combined mpg for Camry Hybrid LE. Actual mileage will vary.

Toyota strives to build vehicles to match customer interest and thus they typically are built with popular options and option packages. Not all options/packages are available separately and some may not be available in all regions of the country. See [toyota.com](http://toyota.com) for information about options/packages commonly available in your area. If you would prefer a vehicle without any or with different options, contact your dealer to check for current availability or the possibility of placing a special order.

Some vehicles are shown with available equipment. Seatbelts should be worn at all times. For details on vehicle specifications, standard features and available equipment in your area, contact your Toyota dealer. A vehicle with particular equipment may not be available at the dealership. Ask your Toyota dealer to help locate a specifically equipped vehicle.

All information presented herein is based on data available at the time of posting, is subject to change without notice and pertains specifically to mainland U.S.A. vehicles only. Prototypes shown. Actual production vehicles will vary.



For Toyota Mobility program details, go to [www.toyota.com/mobility](http://www.toyota.com/mobility) or call the Toyota Customer Assistance Center at 1-800-331-4331