


HUSKY Straight Trailer Couplers

Husky straight couplers are perfect for safe towing of 1-7/8" and 2" trailers. Husky straight couplers are built to the highest industry standards, tested and certified to meet VESC Reg. V-5, SAE Erg. J-684F. For increased safety, each Husky straight coupler includes a safety pin as an additional means of securing the ball clamp in a locked position (safety pin is required to be used at all times) and a safety chain to eliminate loss of the safety pin. The quick release assembly allows for fast and safe locking and unlocking of the ball clamp for convenient hook-up and disconnect. Sleeve packaged.



87070



87071



87072



87074



87076



87073



87075

Ball Size	Inside Width	Max. Gross Trailer Weight	Part #
1-7/8"	2"	2,000 lbs. (908kg)	87070
1-7/8"	2-1/2"	2,000 lbs. (908kg)	87071
1-7/8"	3"	2,000 lbs. (908kg)	87072
2"	2"	3,500 lbs. (1,589kg)	87073
2"	2-1/2"	3,500 lbs. (1,589kg)	87074
2"	3"	3,500 lbs. (1,589kg)	87075
2"	3"	6,000 lbs. (2,724kg)	87076

‡Note: weight rating is limited to Vehicle Tow Rating; see Vehicle owners Manual.

Coupler Repair Kits	
Coupler Repair Kit for 1-7/8" Couplers (2,000 lbs.; 908kg)	87082
Coupler Repair Kit for 2" Couplers (3,500 lbs.; 1,589kg)	87083
Coupler Repair Kit for 2" Couplers (6,000 lbs.; 2,724kg)	87084

Coupler Accessories



70431



70432

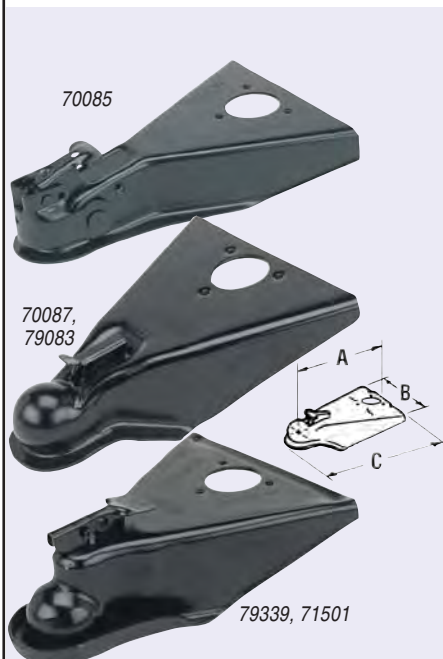
Description	Part #
COUPLER GRIP Bolts onto coupler with universal mounting holes. Fits 1-7/8" and 2" couplers. The coupler grip provides a convenient and safer way to guide trailer tongue to and from the coupler ball. Ideal for personal watercraft and other light tongue weight trailers. Zinc-plated Tuffplate® non-corrosive finish with large comfortable grip.	
Coupler Grip	70431
BUMP-ME® COUPLER-VEHICLE CUSHION Absorbs the blow between the coupler and the towing vehicle when the hook-up is misjudged. <i>Bump-Me®</i> is held on by friction grip by slipping on the flange of the coupler. Molded with a UV inhibitor, it resists deterioration and stays flexible in all kinds of weather. Fits most brands of Class I-IV couplers. Patented.	
Bump-Me® Coupler-Vehicle Cushion	70432

HUSKY A-Frame Trailer Couplers

A-frame couplers are designed to be welded to trailers with 50 degree angle trailer frames and are rated at SAE Class III and IV applications. All A-frame couplers include a jack mount hole for easy installation. Most include a chain to eliminate loss of the safety pin.

Description	Part #
2" A-Frame Coupler with Chain, 5000 lb.	87077
2" A-Frame Coupler, Flat Lock, 5000 lb.	87079
2-5/16" A-Frame Coupler, 10,000 lb.	87080
2-5/16" A-Frame Coupler, 14,000 lb.	87081

†Note: weight rating is limited to Vehicle Tow Rating; see Vehicle owners Manual.



Atwood A-Frame Coupler for 2" Ball:

70085 Painted, Weld-On, Yoke Style, 5,000 lbs. Capacity Class III; A=12-3/8"; B=9-1/4"; C=14" #80072 1

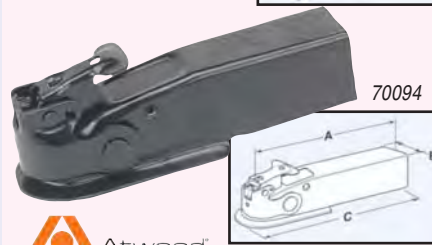

79339 Painted, Weld-On, Flip-Latch Style, 8,000 lbs. Capacity Class IV; A=9-7/8"; B=9-3/4"; C=11-7/8" #88555 1

Atwood A-Frame Coupler for 2-5/16" Ball:

70087 Painted, Weld-On, Thumb-Latch Style, 10,000 lbs. Capacity Class IV; A=11"; B=10-7/8"; C=12-3/4" #81911 1

71501 Painted, Weld-On, Flip-Latch Style, 10,000 lbs. Capacity Class IV; A=10-7/8"; B=10-3/8"; C=13" #88007 1

79083 ^{LS} Painted, Weld-On, Thumb-Latch Style, 13,000 lbs. Capacity Class IV; A=11"; B=10-5/8"; C=12-3/4" #81912 1



ATWOOD STRAIGHT TONGUE COUPLERS

USA-manufactured with high-quality, secure latching. Die formed from heavy-gauge steel for added durability and strength, Atwood straight-tongue couplers are designed for a variety of applications which include bolt-on for 3" channel, weld-on for 2" and 3" channels and weld between use. Painted.

Straight Tongue Coupler for 2" Ball:

70092 Bolt-On, 3" Channel, 3500 lb. SAE/CSA, Class II; A=9-3/8", B=3", C=11", D=7/8", E=3/4", F=3" #80051 1

70094 2" Channel, 5000 lb. SAE/CSA, Class III; A=9-1/2", B=2", C=11" #80082 1

Straight Tongue Coupler for 2-5/16" Ball:

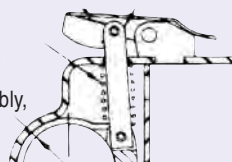
70495 3" Channel, 8500 lb. SAE/CSA, Class IV; A=12", B=3-1/8", C=14" #80131 1

ATWOOD A-FRAME COUPLERS

Atwood A-frame couplers weld onto frame members set at 50° angles and are manufactured for SAE class III and IV. These couplers are designed for demanding applications, and feature a jack mounting hole for easy installation. **70085** features a patented high-strength wrap-around yoke with a sliding clamp for secure coupling. **70087** and **79083** have a unique thumb latch and ball clamp which are engineered to provide quick and easy operation. **79339** and **71501** are the tough, durable classic Marvel flip-latch style.

ATWOOD COUPLER REPAIR KITS

Lock & shoe assembly, coupler spring, handle, roll pin.



Coupler Repair Kit:

77059 2" Kit #88050 1

77060 2-5/16" Kit #88060 1

Latch replacement kit for Atwood 2" ball couplers (straight tongue and A-frame).

75011 ^{LS} Elkhart only Service Kit #15775 1

TRAILER COUPLERS & LOCKS

TOWING & SAFETY

N

In Section N:	Husky Hitches	Couplers	Hitch Accessories	Hitches	Tow Bars	Tow Brakes	Levels	Mirrors & Safety	Brake Controls	Towing Electrical
---------------	---------------	----------	-------------------	---------	----------	------------	--------	------------------	----------------	-------------------

HUSKY PIN COUPLER LOCK

Security for your trailer, both on and off the hitch. Weather-resistant. 5-pin, pick-resistant tumbler lock. Solid die cast and brass plated with stainless steel holding pin, springs and tumblers. No holes to drill. Key will remove at every quarter turn. Will work on A-Frame couplers. With 2 keys.

38958 Coupler Lock, CD/1
#38958 24



ARMORLOCK

Exclusive revolving case-hardened steel shackle guard, 3/4" armored bottle-cutter barrier and dual steel levers lock each shackle-leg separately. Combined in a powerful 1 1/2" laminated steel case with 4-pin tumbler. Rust-resistant, easy to use.

745448 Armorlock, CD/1 #37D 24

Master Lock

SOLID BRASS COUPLER LOCK

Case-hardened steel shackle. • Lock design protects shackle from cutting and sawing. • Precision pin tumbler mechanism resists picking. • Shackle pin size: 1/4"; fits opening: 1/2".

39311 2" Solid Brass Trailer Hitch Coupler Lock #605DAT 24

ADJUSTABLE COUPLER LOCK

#38982 has a nickel-plated, zinc die-cast body with a front access key-way for ease of accessibility. One of the unique features of this product is the ratcheting shaft which allows it to fit most 1 7/8" and 2" couplers. Full color package.

38982 Fits most 1-7/8" and 2" Couplers #377DAT 4

39418 Fits most 2-5/16" couplers: Titan, Atwood, Reese, Shelby, Valley, Acme, Dico, Ideal, Marvel and Dutton-Lainson #378DAT 4



HUSKY UNIVERSAL MAXIMUM SECURITY COUPLER LOCK

A truly universal coupler lock—securely locks onto all tongue type couplers 1-7/8" – 2-5/16". Corrosion-resistant solid die-cast housing. High security pick-resistant lock cylinder with a 5/8" hardened steel shackle for maximum security.

39594 Maximum Security Coupler Lock #DT-26013 20

See Pages 482-496 for Trailer Wiring Accessories

MASTER LOCK STAINLESS STEEL ADJUSTABLE COUPLER LATCH LOCK

• Armored hardened steel shackle defies cutting. • 1-9/16" laminated steel body for superior strength. • 4-pin tumbler cylinder helps prevent picking. • Shackle guard protects against bolt cutters and hacksaws. • Ideal for securing trailers, cables and chains.

39720 Adjustable Coupler Latch Lock, Stainless Steel #2847DATSC 6



MASTER COUPLER LOCKS

Exclusive locking device. Easy to use, installs in less than a minute. Powerful protective housing covers trailer coupler, guards against towaway theft. Famous Master pin tumbler locking security. Rust-resistant, baked epoxy acrylic finish. With locking wrench and 2 keys.

741102 For Most 2" Couplers: Acme, Atwood, Dico, Fulton, General, Ideal, Lainson, Sears, Tow-Rite, and Others #34AT 6

30033 For 2" Hadco, 2 5/16" and 2" Atwood (old style) Couplers with Wide Flanges #36AT 6

Master Lock UNIVERSAL TRAILER COUPLER LOCK

• Fits 1-7/8", 2", and 2-5/16" couplers manufactured by Reese®, Fulton, Valley, Atwood®, Shelby, Putnam, Hammerblow, Dutton Lainson, and UFP. • Advanced locking mechanism resists picking and prying.

30343 Universal Trailer Coupler Lock #379DAT 2



Running change from silver to black!

Master Lock



RECEIVER/COUPLER STAINLESS ADJUSTABLE SET

Receiver lock: • Stainless steel. • Fits both 5/8" & 1/2" applications. • One number replaces two; minimizes returns. • Master Lock brand strength. **Coupler latch lock:** • Armored hardened steel shackle defies cutting. • 1-9/16" laminated steel body for superior strength. • 4-pin tumbler cylinder helps prevent picking. • Shackle guard protects against bolt cutters and hacksaws. • Ideal for securing trailers, cables and chains. Keyed alike lockset.

30340 Receiver/Coupler Adjustable Set #1481DATSC 6

DeadBolt

LOCK IT OR LOSE IT!

All **DeadBolt** locks utilize hi-tech materials and state-of-the-art engineering to bring you the ultimate in performance, value, and style. Weatherproof lock cylinder for trouble free use. Strong, reversible automotive style key is easy to insert and remove... even with gloves on! Fits comfortably on your key ring. Double chrome plate provides automotive grade durability and corrosion resistance. Strong, tough one piece machined carbon steel pin. Non-skid pin knob provides comfortable grip even in cold, wet weather. Patented screw-and-lock security. Rugged, pick-proof threaded connection that won't false lock. Two keys. Covered under US Patents 4,711,106 and 5,284,038.



RECEIVER HITCH LOCKS

Protect your hitch & trailer against theft and accidents.

Receiver Hitch Lock:

38954 1/2" Dia. Pin for 1 1/4" x 1 1/4" Receiver (Class II) #RH2 **12**

38955 5/8" Dia. Pin for 2" x 2" Receiver (Class III & IV) (Shown) #RH3 **24**

The new hitch lock is specifically designed for the increased size and load rating for the class 5 hitch. It also fits any hitch requiring a 3" span and a 5/8" diameter pin.

30737 5/8" Dia. Pin for 2 1/2" x 2 1/2" Receiver (Class V) #RH5 **12**

Solid Stainless Steel Receiver Hitch Lock:

39540 5/8" Dia. Pin for 2" x 2" Receiver (Class III & IV) #RH3-SS **24**

HITCH & TRAILER LOCK SET (KEYED ALIKE)

One hitch lock and one coupler lock KEYED ALIKE for your convenience. Now you can lock your hitch and trailer with ONE key.

Hitch & Coupler Lock Set for 2" x 2" Receiver Hitch (Class III and IV) and Lever-Style Coupler with the following opening:

38956 For 1/2" Opening #RHC32 **12**

38957 For 2" Opening #RHC33 **1**

Hitch & Coupler Lock Set for 2" x 2" Receiver Hitch (Class III and IV) and Surge Brake Style Coupler with the following opening:

39541 For 2-1/2" Opening #RHC34 **12**

30169 For 3-3/8" Opening #RHC35 **1**

DEADBOLT CRS KIT

Keyed -alike locks? No problem! Now it's as easy as 1, 2, 3. 1) Insert service key 2) Remove the core 3) Insert new keyed-alike core With the exclusive Core Removal System (CRS), any DeadBolt lock can be re-keyed on-the-spot using the CRS Kit.

S/O 50 Keyed-Alike Cores and 2 Service Keys #CRS



CONVENTIONAL TRAILER LOCKS

Available for lever style couplers requiring a 1/4" pin and a 1/2", 2" or 7/8" opening:

38951 Lock for 1/2" Opening #RC2 **1**

38952 Lock for 2" Opening #RC3 **4**

39288 Lock for 7/8" Opening #RC6 **6**

SURGE BRAKE TRAILER LOCKS

Only lock for surge brake style couplers. Available for surge brake couplers requiring a 1/4" pin and a 2-1/2" opening or 3-3/8" opening:

38953 For 2 1/2" Opening #RC4 **12**

39140 For 3 3/8" Opening #RC5 **12**



CABLE LOCK

Protect your valuables against theft with this solid machined steel, chrome plated DeadBolt Cable Lock. Tough 5/16" x 10' vinyl coated aircraft type cable with integral locking mechanism. Two keys.

39542 Cable Lock 5/16" x 10' #CAB **1**



30330



30333



30331



HUSKY DEADBOLT HITCH LOCK

The chrome-plated Husky hitch locks add safety and security to your towing system. Husky hitch locks are built to last and will protect your investment for years. Our product features chrome-plated pins rated up to 14,000 lbs., textured rubber covers for a comfortable grip, dust caps to protect the lock from water and debris, and two reversible flat keys for your convenience. The deluxe model includes a sliding keyhole cover for extra assurance and additional styling for comfortable opening and closing.

Class I & II (up to 3,500 lbs.), 1-3/4" Receiver

30330 Hitch Lock, 1/2", Deluxe #KN-200-2C **1**

30332 Hitch Lock, 1/2", Round #KN-03-5C **1**

Class III & IV (3,501-14,000lbs.), 2" Receiver

30331 Hitch Lock, 5/8" w/ Coupler Lock #HPL-AF01-1 **1**

30333 Hitch Lock, 5/8", Round #KN-03-6C **1**

Master Lock



MULTI-FIT RECEIVER LOCK COMBO

Stainless steel. • Fits both 5/8" & 1/2" applications. • One number replaces two; minimizes returns. • Master Lock brand strength.

39317 Lock Combo #1480DAT **1**

In Section N:	Husky Hitches	Couplers	Hitch Accessories	Hitches	Tow Bars	Tow Brakes	Levels	Mirrors & Safety	Brake Controls	Towing Electrical
---------------	---------------	----------	-------------------	---------	----------	------------	--------	------------------	----------------	-------------------



HUSKY LOCKING RECEIVER PIN



Chrome-plated pin with a V-5 rating. Economical and secure protection against ball mount theft. This easy to use.

Locking Receiver Pin:

34819 1/2" Dia. x 2-1/8" L for Class I & II #34819 36

31441 1/2" Dia. x 3-1/8" L for Class I & II (will fit a 1-1/4" receiver or as a rail pin on all Husky Fifth Wheel Hitches up to 26K) #31441 1008

34818 5/8" Dia. x 3" L for Class III/IV (will fit a 2-1/2" receiver) #34818 36



HUSKY SPRING CLIP

• Size: 3-1/4" L x 1-1/2" W; 1-1/4" hole dia.

34853 Spring Clip #34853 50

JR PRODUCTS SAFETY LOCK PINS

Safety Lock Pins are designed for a secure trouble-free installation. The snap lock bale is spring tensioned for a strong holding action. Pin is zinc plated and made of high strength steel that is rust and corrosion-resistant for a long life. Use anywhere a strong, secure safety pin is needed. Carded.



Order #	Mfr. #	Dia. Width	Usable Length	Loop Clearance	Pin Length	Price
47172	#01224	1/4"	1-3/4"	1-1/2"	2-1/16"	
40884	#01294	1/4"	2-1/8"	1-11/16"	2-1/2"	
47176	#01274	1/4"	2-9/16"	1-3/4"	2-7/8"	
47177	#01284	1/4"	2-15/16"	1-17/32"	3-3/16"	
45878	#01214	1/4"	3-1/2"	1-9/16"	3-23/32"	
47173	#01244	5/16"	2-7/16"	1-23/32"	2-25/32"	
47174	#01254	3/8"	1-15/32"	1-1/2"	1-21/32"	
47175	#01264	3/8"	2-1/4"	1-17/32"	2-17/32"	



JR PRODUCTS PERMANENT HITCH PIN

Swivel nose piece with spring latch release. No more loose cotter pins. Easy to use, permanent swivel joint. Bright zinc-plated. 5/8" diameter.

31055 Hitch Pin, CD/1 #01034 36

34521



HUSKY HITCH PULL PIN AND CLIP

CLASS II: 1/2" PULL PIN AND SPRING CLIP ON A CARD.

34521 1/2" Pull Pin & Clip #PZ-200/4574-06 1

33792 Spring Clip only, Bulk #4574-06 1

33253 Hitch Pin only, 1/2" x 2", Bulk #PZ-200 10

CLASS III: 5/8" DIA. X 3" LONG HITCH PIN WITH HITCH PIN CLIP.

33790 Pin & Clip #4575-00/4574-06 1

33791 Pull Pin Only, Also Replaces Reese #55010 and Eaz-Lift #4012, Bulk #4575-00/01040 1

33792 Spring Clip Only, Also Replaces Reese #55020 and Eaz-Lift #4017, Bulk #4574-06 1



JR PRODUCTS PINS & CLIPS

HITCH PIN

Replacement towing hitch pin made of chromatic plated steel. Rust and corrosion resistant. For any Class I, II or III style hitches. Angled for easy grip when installing or removing pin from hitch.

41257 5/8" Hitch Pin #01024 36

41258 1/2" x 3-1/6" Hitch Pin #01124 36

HITCH PIN CLIP

Pins made of spring steel. Bright zinc-plated for protection against rust.

41259 Replacement Clip for 5/8" Pull Pin #01014 1

41271 Replacement Clip for 1/2" Pull Pin #01134 36

HITCH PIN/HITCH PIN CLIP COMBO

41269 5/8" Pin/Clip Combo #01074 36

41270 1/2" x 3-1/6" Hitch Pin/Clip Combo #01144 36

SWAY CONTROL REPLACEMENT CLIP

Spring clips made of spring steel w/zinc-plating for protection against rust. 5/32" x 2-7/8".

41272 Replacement Sway Control Spring Clips, 2/Card #01004 1

30172 Sway Control Clip, Bulk #01001 1

S-HOOK

"S" Hook for trailer safety chain.

41275 3/8" "S" Hook #01154 32

WEIGHT DISTRIBUTION REPLACEMENT PIN

Replacement pin for weight distribution hitches. Formed 3/16" bright zinc-plated. 2 per card.

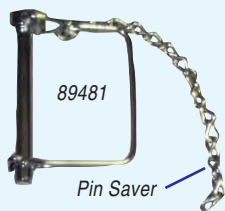
3/16" Replacement Pin:

41273 Pack of 2 #01044 1

31119 Bulk #01041 1



**JR PRODUCTS
COUPLER
LOCK PINS**



COUPLER LOCK PINS WITH PIN SAVER

Now you can eliminate the hassle of misplaced coupler lock pins. A security chain fastens to your coupler, so your pin is always there, when you need it. For use in towing with couplers that have a hole in latch for locking.

Coupler Lock Pin with Pin Saver, CD/1:

89482 Small, 1/4" Dia., 1-3/8" Usable Length #01174 **36**

89481 Large, 5/16" Dia., 2-1/2" Usable Length #01184 **36**

COUPLER LOCK PIN WITHOUT PIN SAVER

Ideal for quick, secure locking of most trailer couplers. The snap lock bale is spring tensioned for a strong holding action. Pin is zinc plated and made of high strength steel that is rust and corrosion resistant for a long life.

Coupler Lock Pin without Pin Saver:

87092 Small, 1/4" Dia., 1-3/8" Usable Length #01094 **36**

45877 Large, 5/16" Dia., 2-1/2" Usable Length #01054 **1**




**MASTER LOCK
PIVOT LOCK
TRAILER COUPLER LATCH PIN**

- Chrome plated finish resists corrosion.
- Use ring to attach cable to coupler.
- Slide coupler latch pin through coupler hole.
- Pivot until perpendicular with coupler latch and slide into locked position. • 6" (15 cm) cable length. • 9/32" (7 mm) pin diameter.

30346 Trailer Coupler Pivot Latch Pin #1491DATSC **12**

**HUSKY SAFETY
LOCK PIN**

Precision formed, high strength steel. Oil tempered spring stays securely snap-locked. Heavy zinc plated to prevent rust. 5/16" dia. pin, 2 5/8" W. Sold each.



80235 Safety Lock Pin #80235 **1**



**"S" HOOK
CHAIN KEEPER**

These patented safety chain keepers attach easily to the "S" hook to keep your chains secured to the vehicle. Required in some states. 2/package.

- 2-7/8" L x 7/8" W. Holes are 1-1/2" apart.

56921 "S" Hook Chain Keeper #81255 **12**

**TIE DOWN ENGINEERING
SAFETY CABLES**

**CLASS III,
SELF-COILING**

Replace your noisy chains with self-coiling hitch cables. Durable black vinyl-coated galvanized aircraft cables exceed SAE J684 standards for trailer coupling and automotive type hitches. 36" L with 7/16" S-hooks. NMMA Certified.



Hitch Cable, Pair:

764183 Class II, 3500 lb. #59537 **1**

76591 Class III, 5000 lb. #59541 **6**

**SAFETY CHAIN
WITH QUICK LINKS**



9/32" safety chain w/(2) quick link connectors, zinc coated, 5,000 lb breaking strength, comes packaged in retail clamshell.

Safety Chain with Quick Links:

57477 4ft, Cls II/III #11215 **5**

57478 6ft, Cls II/III #11220 **5**



HUSKY SAFETY CHAIN

For safe trailer towing, all safety chains and their hooks must be rated to handle the gross trailer weight. (It is recommended that two safety chains be used at all times). Required to meet state towing regulations. Packed with U-bolt, nuts and clip.

05258 One 32" Safety Chain, Class III (Gross loads up to 5,000 lbs.) #5258088 **6**



**HUSKY
FORGED SLIP HOOK**

No thimble required. Maximum working load 3,500 lbs. Minimum tensile strength 6,000 lbs. Warning: Never exceed maximum working load

05263 Forged Slip Hook #5263088 **6**

**PRIME
PRODUCTS
QUICK LINKS**



CARDED Quick Links

41465 1/4" Link; #18-0110PK **24**

41466 5/16" Link; #18-0120PK **48**

41467 3/8" Link; #18-0130PK **24**

BULK Quick Links

30260 1/4" Link; #18-0110 **25**

30029 5/16" Link; #18-0120 **1**

30699 3/8" Link; #18-0130 **25**

Master Lock

**INTERCHANGEABLE
HITCH BALL**



- Change ball diameter with only a quarter turn and without any tools.
- Hitch ball's permanently-attached retention blade includes a pocket-knife style blade to aid rotation.
- Shaft includes a 13/16" wide flat area for a wrench to aid installation.
- Chrome-plated, solid steel components are able to withstand the elements.


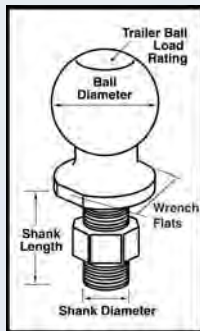
Interchangeable Hitch Ball System:

39589 1" Shank, with 1-7/8" & 2" Hitch Balls, 10,000-lb. #2807DATSC **1**

39719 1" Shank, with 1-7/8", 2" & 2-5/16" Hitch Balls, 10,000-lb. #2867DATSC **8**

HUSKY Solid Steel Trailer Hitch Balls

Manufactured from a single piece of solid steel with various shank lengths to accommodate a variety of ball platform thicknesses. Rated from Class I to Class IV with varying gross towing loads up to 17,000 lbs.† Includes lockwasher and nut. Follow these easy steps to properly determine the correct trailer ball for your application: **A. Determine Ball & Coupler Size** — Most couplers are stamped with the required trailer ball size. The sizes you'll most likely find stamped in the coupler are: • Class I, 1-7/8"; • Class II, 2"; • Class III, 2-5/16". **B. Gross Trailer Weight (GTW)** — Select the appropriate trailer ball to match or exceed the Gross Trailer Weight rating of the trailer. **C. Match the Trailer Ball Shank to the Ball Platform Thickness & Hole Size** — When mounted in the ball platform, the threaded ball shank must protrude beyond the bottom of the lock washer and nut at least two threads. **D. Hole Size** — The trailer ball shank must be matched to the platform hole diameter size. Standard hole sizes are: • Class I: 3/4" diameter; • Class II: 3/4" diameter; • Class III/IV: 1" diameter; • Weight Distribution: 1-1/4" diameter.



All Husky trailer balls come with "wrench flats" for ease of installation.

SOLID STEEL TRAILER HITCH BALLS WITH CHROME FINISH							
Ball Diameter	Shank Diameter	Shank Length	Gross Loads†	Ball Platform Thickness	Packaged Item #		Bulk Item #
1-7/8"	3/4"	1-3/4"	2,000 lbs.	3/8" - 3/4"	34915		33844
*1-7/8"	3/4"	2-5/16"	2,000 lbs.	1/2" - 1-3/8"	34921		33845
1-7/8"	1"	2-1/8"	2,000 lbs.	3/8" - 3/4"	34916		33846
1-7/8"	1"	2-7/8"	2,000 lbs.	3/4" - 1-7/8"	34922		33847
2"	3/4"	1-3/4"	3,500 lbs.	3/8" - 3/4"	34917		33849
*2"	3/4"	2-5/16"	3,500 lbs.	1/2" - 1-3/8"	34923		33850
2"	1"	2-1/8"	6,000 lbs.	3/8" - 3/4"	34918		33851
2"	1"	2-7/8"	6,000 lbs.	3/4" - 1-7/8"	34924		33852
2-5/16"	1"	2-1/8"	6,000 lbs.	3/8" - 3/4"	34919		33855
2"	1-1/4"	2-5/8"	8,000 lbs.	1/2" - 3/4"	---	---	33853
2-5/16"	1-1/4"	2-5/8"	12,000 lbs.	3/8" - 3/4"	30255		39386
2-5/16"	1-1/4"	2-5/8"	14,000 lbs.	3/8" - 3/4"	---	---	30678
2-5/16"	1-3/8"	2-1/2"	17,000 lbs.	3/8" - 7/8"	---	---	39907

*Required for certain step bumper equipped pickups w/ball platforms thicker than 3/4". Always use a lockwasher & tighten nut with a torque wrench to proper torque. †Limited to Vehicle Tow Rating; see Vehicle Owners Manual.

HUSKY Trailer Hitch Balls - Lift

Solid steel, zinc finished. First measurement is ball size, second is shank diameter, and third is the lift height.

Ball Dia.	Shank Dia	Lift Height	Max. Capacity†	Part #
2"	1"	1"	5,000 lbs.	30601
2"	1"	2"	3,500 lbs.	30602
2-5/16"	1-1/4"	1"	7,000 lbs.	30604
2-5/16"	1-1/4"	2"	5,000 lbs.	30605

†Limited to Vehicle Tow Rating; see Vehicle owners Manual.



HUSKY Hitch Ball Covers

Protects hitch balls from rust and dirt, and protects you from grease! Remove and install covers in seconds.

Small Ball Cover (fits 1-7/8" and 2" balls)	Part #
Black	30100
Red	31279



HUSKY SWAY CONTROLS





Complete Sway Control



SWAY CONTROL REPLACEMENT PARTS & ACCESSORIES

- Dual friction brake pad system provides constant and adjustable sway reduction.
- Diminishes sway from windy conditions and passing vehicles.
- Secures with socket and spring clip connectors.
- Detaches quickly for storage.
- Right-handed and Left-handed models.
- For trailers 24' and longer, the use of both R/H and L/H Sway Controls is recommended.

Slide Bar
34846



Ball Mount Bar
34845



Crank Handle
34847



Friction Plate
34849




Tongue Ball Plate 34842

HUSKY SWAY CONTROL, PACKAGED
34715 Sway Control, RH #34715
37498 Sway Control, LH #37498 3

SWAY CONTROL PARTS & ACCESSORIES

- 34845** Weld-on Ball Mount Bar #34845 1
- 34846** Replacement Slide Bar #34846 1
- 34849** LS (Visalia only) Replacement Friction Plate #34849 100
- 34847** Replacement Crank Handle #34847 1
- 34842** Replacement Tongue Ball Plate #34842 50
- 34853** Replacement Spring Clip, 1/2", Bulk #34853 50
- 33842** Sway Control Ball, 1-1/4" #33842 1
- 71195** Replacement Screws, Pk/8 #71195 10
- 38964** Clamp-On Sway Control Ball Kit (fits frames up to 6") #38964 8



SWAY CONTROL BALL MOUNT ADAPTER

Quickly and easily add a sway control ball mounting pad to most standard ball mounts. Your hitch ball clamps the adapter firmly in place, while a bolt-on shim keeps it from twisting. Reversible for use with right-hand or left-hand sway controls. Made of powder coated steel.


- 39585** Ball Mount Adapter, Box/1 #39585 12



Clamp-on Ball Kit 38964



Sway Control Ball 33842



Spring Clip 34853

BALL MOUNTS

TOWING & SAFETY

N

In Section N: Husky Hitches Couplers Hitch Accessories Hitches Tow Bars Tow Brakes Levels Mirrors & Safety Brake Controls Towing Electrical

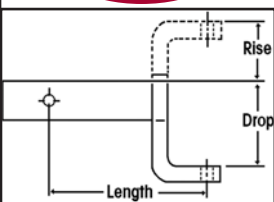
HUSKY Ball Mount Measurements

The best way to even out a load is to select the best fitting ball mount. Ball mounts vary by weight rating, shaft length, and rise/drop measurements. Husky's Class I & II Ball Mounts are manufactured with a precise rise or drop to suit each of the applications. Rise/drop measurements become important in Class III and IV, and Husky offers you a wide range of rise/drop choices.

LIFETIME LIMITED WARRANTY

SELECTING A BALL MOUNT WITH THE CORRECT RISE OR DROP

Follow the simple steps illustrated below to determine the ball mount with enough rise or drop to keep the trailer in a level position.

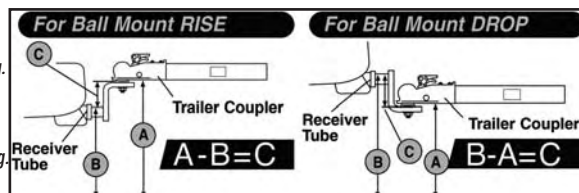


FOR BALL MOUNT RISE:

A = Distance from ground to bottom of trailer coupler.
B = Distance from ground to top I.D. of the receiver tube opening.
C = Amount of rise necessary to keep trailer level.

FOR BALL MOUNT DROP:

A = Distance from ground to bottom of trailer coupler.
B = Distance from ground to top I.D. of the receiver tube opening.
C = Amount of drop necessary to keep trailer level.



Class III/IV Ball Mounts

Black powder-coat finish, 1" ball hole.



CLASS III/IV BALL MOUNTS: BLACK POWDER-COAT FINISH					
Length	Rise	Drop	Weight Rating†	Bulk Item #	
8"	3/4"	2"	6,000 lbs.	31357	
6-3/4"	2"	3-1/4"	6,000 lbs.	31359	
9"	1"	2-1/4"	6,000 lbs.	31360	
10"	3"	4-1/4"	5,000 lbs.	31358	
9"	••	8"	3,500 lbs.	31361	
10-1/2"	1"	2-1/4"	6,000 lbs.	31362	
11-1/2"	4-3/4"	6"	5,000 lbs.	31363	
12"	1"	2-1/4"	6,000 lbs.	31369	
Straight Economy Ball Mount					
8"	3/4"	2"	6,000 lbs.	31364	


•• Not to be used in rise position. 3,500 lbs. Capacity, 3/4" ball shank hole.

Class III Sway Control Ball Mounts

Black powder-coat finish, 1" ball hole.

CLASS III SWAY CONTROL BALL MOUNTS, BLACK POWDER COAT FINISH					
Sway Control Position*	Length	Rise	Drop	Weight Rating†	Item #
Passenger	8"	1"	2-1/4"	6,000 lbs.	08037
Passenger	8"	2"	3-1/4"	5,000 lbs.	08038
Passenger	10-1/2"	3-3/4"	5"	5,000 lbs.	08039
Driver	8"	1"	2-1/4"	6,000 lbs.	08041
Driver	8"	2"	3-1/4"	5,000 lbs.	08042

* Passenger side drop/driver side drop. These ball mounts DO NOT include hitch pin and clip.



† Limited to Vehicle Tow Rating; see Vehicle owners Manual.

Class III/IV Multiple Tow And Adjustable Ball Mounts

1" ball hole. NOTE: The ball being used must match the coupler size on the trailer being towed. Triple and double ball mounts are used when towing a variety of sizes and weights of trailers. Weight rating is limited to Vehicle Tow Rating; see Vehicle owners Manual.



CLASS III/IV MULTIPLE TOW AND ADJUSTABLE BALL MOUNTS			
Description	Feature	Item #	
Double Tow Ball Mount • Black Powder-Coat Finish 8" from pin hole to ball center.	2" trailer ball and 2-5/16" trailer ball rating 500/5,000 lbs.	31354	
Triple Tow Ball Mount • Black Powder-Coat Finish 8" pin hole to 2-5/16" ball; • 7" pin hole to other balls. 12" overall shank length.	1-7/8" trailer ball rating 200/2,000 lbs. 2" trailer ball rating 500/5,000 lbs. 2-5/16" trailer ball rating 1000/10,000 lbs.	31349	

Class IV Super-Duty Ball Mounts

Black powder-coat finish, 1-1/4" ball hole. Tube within a tube construction has strength of lamination without all the weight. Solid forged style has weight ratings up to 10,000** lbs. †Note: weight rating is limited to Vehicle Tow Rating; see Vehicle owners Manual.



Tube-in-a-Tube

Fits standard 2" square receiver opening

Denotes Limited Supply



Solid Forged

CLASS IV SUPER-DUTY BALL MOUNT, BLACK POWDER-COAT FINISH						
Style	Length	Rise	Drop	Weight Rating†	Bulk Item #	
Tube-in-a-Tube	9"	6-3/4"	8"	7,500 lbs.	07641	

CLASS IV SUPER-DUTY BALL MOUNTS, SOLID FORGED						
Style	Length	Rise	Drop	Weight Rating**	Bulk Item #	
Solid Forged	8-1/2"	1"	2"	10,000 lbs.	07697	
Solid Forged	9-1/4"	3"	4"	10,000 lbs.	07698	
Solid Forged	10-1/4"	5"	6"	10,000 lbs.	07699	

**Up to 10,000 lb. gross load rating only when used with 10,000 lb. weight carrying receiver capacity. Never exceed the capacity rating of the receiver hitch or the vehicle towing capacity

Class V HD Series Ball Mounts

2-1/2" O.D. ball mounts for use on HD Series Class V receiver hitches. 1-1/4" ball hole. †Note: weight rating is limited to Vehicle Tow Rating; see Vehicle owners Manual.

Fits 2-1/2" square receiver opening



Denotes Limited Supply

CLASS V HD SERIES BALL MOUNTS, BLACK POWDER-COAT FINISH					
Length	Rise	Drop	Weight Rating†	BULK Item #	
9"	1-1/2"	3"	12,000 lbs.	076922	
9"	3-1/2"	5"	12,000 lbs.	076932	
9"	5-1/2"	7"	12,000 lbs.	076942	

Class I & II Replacement Ball Mounts

Black powder-coat finish, 3/4" ball hole. †Note: weight rating is limited to Vehicle Tow Rating; see Vehicle owners Manual.

Fits standard 1-1/4" square receiver opening



Class I

31341

CLASS I REPLACEMENT BALL MOUNTS, BLACK POWDER-COAT FINISH					
Length	Rise	Drop	Weight Rating†	Bulk Item #	
6-5/8"	2-1/4"	n/a	2,000 lbs.	05941	

CLASS II REPLACEMENT BALL MOUNTS, BLACK POWDER-COAT FINISH					
Length	Rise	Drop	Weight Rating†	Bulk Item #	
6-5/8"	5/8"	n/a	3,500 lbs.	31341	
7-7/8"	2-1/4"	n/a	3,500 lbs.	31342	

DIVERSI-TECH NON LOCKING ANTI-RATTLE BALL MOUNT

• Precision Machined. • Super Strength Alloy. • Maximum Security. • Solid Anti-Rattle Fit.

DT-BM Series. Hitch-pin style polished aluminum ball mounts.

Class V: 2,000 lb. Tongue/14,000 lb. Trailer Weight.

2" Drop, 1" Rise, Non-Locking Ball Mount:

30401 ^{LS} 1" Ball Hole Size
#DT-BM4200 1

30404 1-1/4" Ball Hole Size
#DT-BM5200 1

4" Drop, 3" Rise, Non-Locking Ball Mount:

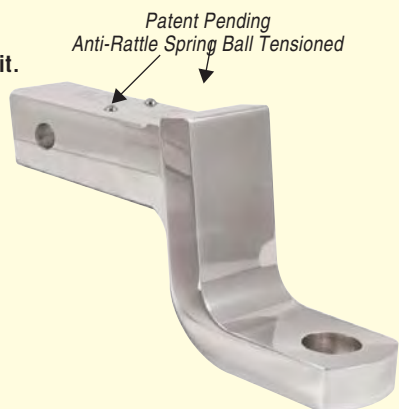
30402 ^{LS} 1" Ball Hole Size
#DT-BM4400 1

30405 ^{LS} 1-1/4" Ball Hole Size
#DT-BM5400 1

6" Drop, 5" Rise, Non-Locking Ball Mount:

30403 1" Ball Hole Size
#DT-BM4600 1

30407 ^{LS (Visalia only)} 1-1/4" Ball Hole Size
#DT-BM5600 1



In Section N:	Husky Hitches	Couplers	Hitch Accessories	Hitches	Tow Bars	Tow Brakes	Levels	Mirrors & Safety	Brake Controls	Towing Electrical
---------------	---------------	----------	-------------------	---------	----------	------------	--------	------------------	----------------	-------------------

Class III Ball Mounts: Chrome

Chrome finish, 1" ball hole. †Note: weight rating is limited to Vehicle Tow Rating; see Vehicle owners Manual.

CLASS III BALL MOUNTS, CHROME FINISH

Finish	Length	Rise	Drop	Weight Rating†	BULK Item #
Chrome	8"	1"	2-1/4"	6,000 lbs.	30274
Chrome	8"	2"	3-1/4"	6,000 lbs.	30275

Fits standard 2" square receiver opening

Denotes Limited Supply



Pre-Torqued Tow Kits

Class III black powder coated ball mount with 5/8" hitch pin and clip (stored inside the tube) plus a factory-torqued chrome trailer ball. †Weight rating is limited to Vehicle Tow Rating; see Vehicle owners Manual.

PRE-TORQUED TOW KITS (SOLD EACH)

Description	Item #
6-3/4" Length; 3/4" Rise; 2" Drop; 2" x 1" ball, pin & clip, pre-torqued, 6,000 lb. † rating with 6,000 lb. trailer ball	31366
6-3/4" Length; 2" Rise; 3-1/4" Drop; 2" x 1" ball, pin & clip, pre-torqued, 6,000 lb. † rating with 6,000 lb. trailer ball	31367

Fits standard 2" square receiver opening



Receiver Reducer Sleeve

Lets you use any 2" hitch mounted accessory with a 2-1/2" HD Series receiver.

Description	Part #
Adapter Sleeve, 2-1/2" sq. to 2" sq.	075352



DURASAFE COUPLER CONNECT™

Trailer Hook-Ups Made Easy (includes mounting bracket and guide plate).

This innovative accessory will take away the problems associated with trying to hook up a trailer. No more dinged bumpers, repeated attempts or potential arguments with your helper. It locates the trailer coupling directly over the ball without the need of assistance. The Coupler Connect installs in minutes, and can be used as a wheel chock when you're not hooking up. • Aligns coupler directly over tow ball • Two-piece construction: mounting bracket and guide plate • Prevents damage to vehicle • Fitted in minutes • Saves time on every backup • Does not require a line of sight out back window • Bracket fits standard 1" dia. ball shank • Made in the U.S.A. Made of zinc-plated steel for durability.

31682 Coupler Connect™ #CC001 6

COUPLER CONNECT™ Plus PROTECT


Helps You Connect and Then Protect (includes mounting bracket, guide plate and hold down device). Coupler Connect™ plus Protect offers the same advantages as the Coupler Connect but also includes a separate hold down device that prevents the coupler from accidentally popping off the tow ball during travel. One mounting bracket, two complimentary accessories.

31684 Coupler Connect™ Plus Protect #CCP200 6



Guard Prevents Decoupling of Trailer From Towing Vehicle

Replace the Pin with a padlock for added Security



Universal Fit with Incremental Adjustments for Proper Height

NEW!

Optional Items


The CC125 (Witch) is an extra modified bracket for heavy duty receivers with a 1.25" ball shank.

31685 Extra Base Plate #CC125 6

The CC900 is sold as an extra bracket for customers that have more than one vehicle or receiver.

31683 Extra Bracket Only #CC900 6

DIVERSI-TECH PRECISION SELF LOCKING BALL MOUNT



Patent Pending Integral Dual Self-Lock

• **Precision Machined:** DT ALBM's™ are precision machined and polished from only the highest quality aluminum and stainless steel materials available. • **High Strength:** O-Ring sealed overlapping stainless steel slide pins have been shear tested to 20,000 lbs. and offer reliable corrosion-resistant super high-strength operation. • **Maximum Security:** Dual locking maximum security pick resistant lock cylinder with dust cover. Polished aluminum Class V: 1,500 lb. Tongue/10,000 lb. Trailer Weight.

DT Adjustable Dual Locking, Double Ball Hitch:

30398 4" Drop, 5" Rise, 2" and 2-5/16" Ball #DT-ALBM6400 1

30399 6" Drop, 7" Rise, 2" and 2-5/16" Ball #DT-ALBM6600 1

30400 8" Drop, 9" Rise, 2" and 2-5/16" Ball #DT-ALBM6800 1

30654 10" Drop, 11" Rise, 2" and 2-5/16" Ball #DT-ALBM7000 1

HUSKY Pintle Hook

For towing with lunette eye (not included). Spring loaded latch with safety pin and chain. Bolt pattern is 3-1/2" x 1-3/4" for 1/2" bolts. Grade 8 hardware included. Pintle hook is made from ductile cast iron.

Pintle Hook	Part #
Pintle Hook, 5.5 Ton (11,000 lbs.) Towing Capacity‡, 1,650 lbs. Vertical Tongue Weight	06995

PINTLE HOOK WITH BALL

These pintle hooks can be used with a lunette eye or with a trailer coupler over the ball when top latch is opened. Spring loaded latch with tethered safety pin. Pintle hook is made from ductile cast iron. Trailer ball is forged steel. Includes Grade 8 hardware.

Towing Capacity‡	Vertical Tongue Weight	Part #
with 1-7/8" ball & coupler - 2,000 lbs. with lunette eye - 12,000 lbs.	with 1-7/8" ball & coupler 200 lbs. with lunette eye - 1,800 lbs.	06996
with 2" ball & coupler - 7,500 lbs. with lunette eye - 12,000 lbs.	with 2" ball & coupler - 750 lbs. with lunette eye - 1,800 lbs.	06997
with 2-5/16" ball & coupler - 9,000 lbs. with lunette eye - 12,000 lbs.	with 2-5/16" ball & coupler - 900 lbs. with lunette eye - 1,800 lbs.	06998

REPLACEMENT PINTLE HITCH BALL

Trailer ball is forged steel. Always use lock washer and tighten to proper torque. Use only with specific pintle hook model listed. 1-1/4" x 3" shank dia. Includes lockwasher and nut.

Replacement Pintle Ball	Gross Loads to	Part #
1-7/8" Pintle Ball, use with Part # 06996	2,000 lbs.‡	05082
2" Pintle Ball, use with Part # 06997	7,500 lbs.‡	05083
2-5/16" Pintle Ball (3" Lift, 1-5/8" thread), use with Part # 06998	9,000 lbs.‡	05084

*Please note that "with lunette eye" indicates towing capacity when towing a lunette eye tow bar. Lunette eyes are ordered separately. ‡Under no circumstances do we recommend exceeding the towing vehicle manufacturer's recommended towing capacity.

LS Limited Supply



Pintle Hook




Pintle Hook with Ball

Ball Only

HUSKY Pintle Hook Adapters

- Accepts Husky pintle hooks and others with bolt spacing between 3-3/8" & 3-1/2".
- Multiple position mounting, allows for 1-3/4" incremental height adjustments.
- Can be used in rise or drop position.
- Fits standard 2" square receiver opening.
- Most have 8-5/8" L shank (**069992** is 11.25" L).
- Secure to receiver hitch with 5/8" diameter hitch pin or hitch lock.

Pintle Hook Adapter	Part #
10,000 lb.‡ GTW, 1,000 lb. TW; 4 pair of holes, 3-1/2" Drop	06990
5,000 lb.‡ GTW, 500 lb. TW; 3 pair of holes, 1-3/4" Drop	06991
10,000 lb.‡ GTW, 1,000 lb. TW; 5 pair of holes, 5-1/4" Drop	06943
"HD Series" 12,000 lb. GTW, 1,200 lb. TW; 3 pair of holes, 5-1/2" Drop; to fit 2-1/2" receiver tube openings	069992



‡Note: weight rating is limited to Vehicle Tow Rating; see Vehicle owners Manual.

HUSKY Pintle Hook Accessories

Description	Part #
Lunette Eye Draw Eyes	
LUNETTE RING WITH MOUNTING PLATE • Bolt pattern is 4-1/2" x 4-1/2" for 5/8" bolts. • 4,000 lbs. ‡ vertical load. • 42,000 lbs.‡ gross trailer load. • 2-1/2" I.D. ring.	
Lunette Eye - Plate Mount	06994
CLEVIS BALL MOUNT	
• Designed for use with industrial or agricultural equipment. • Ball mount is 9-1/2" x 2" x 2" square to fit standard receivers. • Accepts a 3/4" clevis pin. • 350 lbs. tongue weight (ball), 350 lbs. (clevis pin).	
Clevis Ball Mount, Ind/Ag	07589

‡Note: weight rating is limited to Vehicle Tow Rating; see Vehicle owners Manual.



RECEIVER ACCESSORIES

In Section N:	Husky Hitches	Couplers	Hitch Accessories	Hitches	Tow Bars	Tow Brakes	Levels	Mirrors & Safety	Brake Controls	Towing Electrical
---------------	---------------	----------	-------------------	---------	----------	------------	--------	------------------	----------------	-------------------

HUSKY TOWING PRODUCTS

HUSKY 2" PINNED RECEIVER CAP
 CAPUCHON D'ATTACHE 2" POUR GOUPILLE (NON FOURNIE)

Durable plastic receiver cap protects and conceals receiver opening when not in use. Available in chrome, black, CD/1 or Bulk.

- 38439** 2" Pinned Receiver Cap, Chromed, CD/1 #38439 10
- 38440** 2" Pinned Receiver Cap, Black, CD/1 #38440 10
- 38445** 2" Pinned Receiver Cap, Chromed, Bulk #38445 10
- 38446** 2" Pinned Receiver Cap, Black, Bulk #38446 5

HUSKY TOWING PRODUCTS

HUSKY DECORATOR ENGRAVED PINNED RECEIVER CAPS

Durable plastic receiver cap protects and conceals receiver opening when not in use. Available in chrome, black, CD/1 or Bulk.

- 38441** 2" Pinned Receiver Cap with Engraved Travel Trailer, Chromed, CD/1 #38441 5
- 38442** 2" Pinned Receiver Cap with Engraved Boat, Chromed, CD/1 #38442 1

HUSKY TOWING PRODUCTS

HUSKY BLACK PRESS-IN RECEIVER CAP

Durable plastic receiver cap protects and conceals receiver opening when not in use. Available in 2" or 1 1/4". Black.

- 38443** Husky 2" Black Press-In Receiver Cap #38443 210
- 38444** Husky 1 1/4" Black Press-In Receiver Cap #38444 30

Star brite

STAR BRITE HITCH LUBE

Don't take shortcuts when it comes to trailering safety, use the best protection available for trailer hitches. Star brite lubricant provides superior adhesion that will not wash off or break down. Protects from -65°F to +650°F. Non-staining, non-toxic.

37434 Hitch Lube, 4-Oz. #085804 12

See Pages 482-496 for Trailer Wiring Accessories

HUSKY TOWING PRODUCTS

HUSKY SHIN PROTECTOR

No more bruised shins. The Husky Shin Protector is made from soft rubber that fits securely over the tow bar tongue. Fits easily between tow ball and tow bar tongue.

34869 Shin Protector #34869 1

HUSKY TOWING PRODUCTS

HUSKY SUPER 2" HITCH COVER

Chrome-plated steel hitch cover enhances the appearance of your vehicle and keeps the mud and tar off the receiver when you're backing up. Comes with its own foam rubber hitch pad to prevent rattling.

34723 Super Cover #SU-300 5

CIPA PROPBU D HITCH RECEIVER COVER

Dress up your vehicle's empty hitch receiver with your favorite BUD. Plated, rust-resistant boat prop replica is easy to install on both 1-1/4" and 2" receivers. When vehicle is moving, it spins like a real boat prop. Includes pull pin and lock.

39217 Prop, Silver #60011 2

Innovative, convenient and removable towing solutions.



GOOD 2 GO™
GOOSENECK SYSTEM

GOOD 2 GO™ GOOSENECK ADAPTER

Automatic latching coupler attaches to any 2-5/16" gooseneck ball.

- Converts fifth wheel trailer to gooseneck
- Drop-down style coupler allows full range of motion for easy hookup and disconnect
- 30,000 lb. rating (7,500 lb. vert. load)
- Available in 15" or 12" heights

GOOD 2 GO™ GOOSENECK BALL

- Ball plate with 2-5/16" ball spins in/out
- 30,000 lb. rating. (5,000 lb. vert. load)
- Requires only one 3" hole in truck bed



Mirror Bracket



Keyed Locking Pin

GOOD 2 GO™ GOOSENECK ADAPTER

"Good 2 Go" Gooseneck Adapter:

39062 15" Adapter #205B ¹

30127 12" Adapter #205S ¹

ACCESSORIES

39411 ^{LS} GOOD 2 GO Mirror Bracket #20501 ¹⁰

Keyed locking pin for 205B and 205S.

30467 ^{LS} GOOD 2 GO Keyed Locking Pin #DB3045 ²⁴

FREE RIDE® FIFTH WHEEL HITCH

The fifth wheel hitch that's there when you need it, not when you don't. The FREE RIDE can be removed completely and easily, leaving your truck bed free and clear.

39414 ^{LS} Chev / GMC 3500 HD Long Bed 2001-04, 2500 HD Long Bed 2001-08 (2001-07 single cross member only) #206-242 ¹

39415 ^{LS} Chev / GMC 2500 HD / 3500 HD / Silverado / Sierra / Short Bed / Dually 2001-08 and all 3500 HD Long Bed 2004-08 (dual cross member only) #206-248 ¹

39287 ^{LS} Dodge 2500 / 3500 1997-2002 #206-238 ¹

39417 ^{LS} Dodge 2500 / 3500 2003-08, Mega Cab 2006-08 #206-246 ¹

30065 Ford F250 / F350 Super Duty 1999-2008, F450 Super Duty 2008 #206-23605 ¹

Colibert has been family owned and operated since 1976. Starting as a one-man custom fabrication shop, we developed into a nationally recognized company with cutting-edge design and technology in the towing industry. We have single handedly changed the towing industry with new concepts that have given the consumer a variety of choices for their towing needs.

All of our products are designed with the installer and consumer in mind, keeping things safe, simple and easy for everyone to use.

Check out our full line of towing solutions.

888-CE-HITCH www.colibert.com



SUPERHITCH • FIFTH WHEEL LUBE DISC

In Section N:	Husky Hitches	Couplers	Hitch Accessories	Hitches	Tow Bars	Tow Brakes	Levels	Mirrors & Safety	Brake Controls	Towing Electrical
---------------	---------------	----------	-------------------	---------	----------	------------	--------	------------------	----------------	-------------------

AN UNBEATABLE TWIN BEAM SUPERTRUSS RECEIVER EXTENSION SYSTEM CREATES THE HIGHEST RATING IN THE INDUSTRY


• Lifetime mfr. warranty. • SuperHitch frame mounted receiver rated up to 17,000 lbs. with weight distribution in either the upper or lower receivers (when used without SuperTruss extension). • Extension towing capacity up to 12,000 lbs. with 48" SuperTruss receiver extension.* • SuperTruss extensions available in 7 different lengths from 21" to 48" (sold separately). • Designed for up to 12' campers. • Industry exclusive, patented lateral support turnbuckle safety chain system. • Both the SuperHitch frame mount receiver and the SuperTruss Receiver extensions use industry-standard 2" x 2" ball mounts. • Eliminates the need for two ball mounts.** • Pre-drilled for TorkLift Camper Tie Downs.

*12,000 lb. pulling capacity, 1,200 lb. tongue weight achieved only when used with weight distribution type system. See Dealer for details. Weight carrying capacity on 48" extension, 6,000 lb. pull, 600 lb. tongue weight. Consult your owners manual for specific towing capacity. Your truck and trailer weight cannot exceed your vehicle mfr.'s towing, cargo, or GCVWR. **(Camper on, camper off, height variance) obtained by using the ball mount in either upper or lower SuperHitch receiver.



No drilling on most applications

WARNING!!! This Towing System does not permit you to exceed your vehicle Manufacturer's specified tow ratings.



CLASS V ORIGINAL SUPERHITCH RECEIVER APPLICATION CHART 17,000 / 1,700

Model	Year	Bed Length	Order #	Mfr. #	Notes	Hole to Drill
FORD						
F250/F350	99-11	Long or Short Bed	39097	#F1002		No Drill
F450/F550	00-08	Aftermarket Bed	s/o	F1003	H	Up To 8
F450	08-10	w/Factory 8' F350 Bed	39097	#F1002		No Drill
DODGE						
2500/3500	94-02	Long Bed	39098	#D1100		No Drill
2500/3500	94-02	Short Bed	39098	#D1100	1-H	Up To 10
2500/3500 HD	03-10	Long Bed w/ Factory Hitch	39640	#D1102	2,3	No Drill
2500/3500 HD	03-10	Short Bed w/ Factory Hitch	39640	#D1102		No Drill
2500/3500 HD	03-10	Long Bed w/o Hitch	s/o	D1101	2	No Drill
2500/3500 HD	03-10	Short Bed w/o Hitch	s/o	D1101		No Drill
CHEVY/GMC; 2500-3500 HD						
Classic	01-07	Short Bed	39142	#C1204	4	No Drill
Classic & New Body	01-10	Long Bed	30671	#C1205		No Drill
New Body	07-10	Short Bed	30772	#C1206		No Drill

NOTES: 1. Spare tire hanger & tailpipe modification may be necessary. 2. May requires modification to spare tire hanger. 3. Will **only** work with **Factory welded** 2" x 2" receiver hitch. 4. 2007 Classic model only, for 2007 new body style use part# C1206. **H**. Indicates that drilling a hole will be required, and the number following designates the total number of drill holes required for installation.

SUPERTRUSS EXTENSIONS

Order #	Mfr. #	Description	Dead Wt. Rating GTWA / GVWB	Weight Distrib. (Required) GTWA / GVWB
39104	#E1521	21" Extension	750 / 7,500	1,400 / 14,000
39105	#E1524	24" Extension	750 / 7,500	1,400 / 14,000
39106	#E1528	28" Extension	750 / 7,500	1,200 / 12,000
39107	#E1532	32" Extension	650 / 6,500	1,200 / 12,000
39108	#E1536	36" Extension	650 / 6,500	1,200 / 12,000
39109	#E1542	42" Extension	600 / 6,000	1,200 / 12,000
39110	#E1548	48" Extension	600 / 6,000	1,200 / 12,000
s/o	E1560	60" Extension	500 / 5,000	1,000 / 10,000

NOTES: A. Trailer's total tongue weight when fully loaded. B. Trailer's total weight when fully loaded.

HUSKY FIFTH WHEEL LUBE DISC

The easy way to prevent friction without grease! Just slip the Fifth Wheel Lube Disc onto the pin; fits all types of fifth wheel trailers. A real convenience! Pk/1.

Fifth Wheel Lube Disc:

- 33862 Standard, 8" Dia. #33862 100
- 34914 Heavy-Duty 10" Dia. #34914 50





HUSKY 5TH WHEEL KING PIN LOCK

Protect your fifth wheel with the Husky King Pin Lock. Just slide the U-bracket into the grooved portion of the king pin and insert the lock pin.

38790 Fifth Wheel King Pin Lock
#38790 12



Ultra-Fab Products, Inc.

ULTRA-FAB PRODUCTS 5TH WHEEL SLEEVE WITH LOCK

• Locking feature adds extra security to 5th wheel at campsite or storage. • Kingpin lock deters 5th wheel trailer theft. • Fits over kingpin to prevent illegal hook-up. • Easy to install and use. • Made of heavy gauge steel. • Includes padlock. • 1-yr. Warranty.

31792 5th Wheel Sleeve with Lock
#48-979008 1

FIFTH WHEEL LOCK

This 3" dia. lock is a security collar for the king pin of a trailer. It prevents theft by obstructing locking-on of the fifth wheel.

30900 Fifth Wheel Lock with 2 Keys
#52502 6

See Pages 482-496 for Trailer Wiring Accessories



STROMBERG CARLSON LOUVERED TAILGATE

4000 SERIES

This composite gate is assembled with rotary latches and coated cables. Gate lays flush with bed when down to allow cargo to be easily loaded. Further the single hand release can be used to lock your gate onto your truck to prevent theft. For those who want more privacy and a custom look additional accessory louvers can be added to your gate (sold separately). Paint the gate or just the accessory louvers to create your own style. This gate improves vision, removes drag in the bed of your truck when towing and protects your OEM gate from damage while you travel. This gate comes with a limited two year warranty.

For Dodge Pickups:

60103 Fits 2002 1500 Series; 2003-2008 1500, 2500 & 3500 Series; 2009 1500 Series (Functional fit only); 2009 2500 & 3500 Series #VGD-02-4000 1

60111 Fits 2010-2011 1500, 2500 & 3500 Series #VGD-10-4000 1

For Ford Pickups:

60090 Fits 1997-2003 F-150; 1997-1999 F-250 Light Duty; 1997-2004 F-150 including Heritage Addition; 1999-2011 F-250 & F-350 Super Duty #VG-97-4000 1

60091 Fits 2004-2011 F-150 with Standard 5' box #VG-04-4000 1



1000 SERIES

- Open design improves vision
- Custom fitted

Smarter RVing means getting the most out of a mile, whether that be fun or gas mileage. Well designed Vented Tailgate provides fast hook-ups, good visibility and improves gas mileage. End panels contour to truck bed. Steel swing-down model; not a drop-in. Black.

Fits Dodge Pickups

60125 **NEW!** Fits 2010-2011 1500, 2500 & 3500 Series #VGD-10-100 1

Fits Ford Pickups

71059 Fits 1997-2004 F-150 including Heritage Addition; 1997-1999 F-250 Light Duty; 1999-2011 F-250 & F-350 Super Duty #VG-97-100 1

Fits GM Pickups

60123 **NEW!** Fits 2007 1500 New Body Style; 2008-2010 1500, 2500, & 3500 New Body Style #VGM-07-100 1

79205 Fits 1999-2006 Classic Body Style (Except composite box); 1999-2007 2500 & 3500 Classic Body Style #VGM-99-100 1



Our composite gate is light weight, strong as steel and has louvers that will never rust

- Glass filled composite resin
- Gate can be painted
- Rotary latches
- Key locks gate onto truck
- Single handed release.



For GM Pickups:

60092 Fits 1999-2006 Classic Body Style (Except composite box); 2007 2500 & 3500 Series Classic Body Style #VGM-99-4000

60098 Fits 2007 1500 Series New Body Style; 2008-2011 All Series New Body Style #VGM-07-4000 1

For Toyota Pickups:

60121 Fits 2007-2011 Full size Tundra trucks #VGT-70-4000 1



STROMBERG CARLSON HITCH HELPER 5TH WHEEL PIN BOX

Provides direct line of sight from rear view mirror to your hitch. Simply use your vehicles rear view mirror to find your hitch in the Hitch Helper mirror, line up the center of your hitch with the Center Finder and back into a perfect hookup every time! • Installs in Under 2 Minutes • Fits All Major Pin Boxes

30886 Hitch Helper 5TH Wheel Pin Box #HH-100 1



HOPKINS TAILGATE EASYLIFT™

Never struggle to lift or lower your tailgate again. Removes 80% of your tailgate's weight so you can lift and lower it with a single finger. A torsion bar for your tailgate manufactured of hardened spring steel. Easily installs in 20 minutes. For use on most full size pickup trucks. 36.5" L x 9" W x 3" H. Weighs 5.4 lbs.

67299 Tailgate Easylift 4