

SEASENSE

SEASENSE
FOAM
KEY FLOAT

Soft foam floating key chains make boat keys easy to find and unsinkable.

57237 Key Float, 3 assorted colors
#50091620 1



BIG MABLE

Big Mable provides enough room for two people and also has plenty of handles so one can ride kneeling, prone or seated with a comfort-able backrest. This product is action packed and with front and back tow points will provide laughs all day long.

13663 Big Mable, 69" L x 66" W
#53-2213 1



BIG BERTHA

GET READY FOR BIG FUN WITH THE ALL NEW BIG BERTHA!

This giant 4 person classic action towable is updated with state of the art features such as a new air cushioned floor, non slip cushioned handles with padded knuckle guards, and a fast and easy Quick Connect tow system. Just slip your tow rope over the Quick Connect and you're off and tubing. The BIG BERTHA is built heavy duty and is fully loaded. Grab the gang and create your own riding experience. Ride with 2, 3, or even 4 of your friends, or you can try tackling this monster by yourself. Hit the lake this summer with the all new smooth riding BIG BERTHA!

- Heavy-Duty Partial Nylon Cover.
- Heavy-Gauge PVC Bladder with Air Cushioned Inflated Floor.
- Quick Connect Tow System.
- Non Slip Cushioned Handles with Foam Padded Knuckle Guards and Reflective Safety Piping.
- Speed Safety Valve.
- 680 LBS. (308 KG) Max. Capacity.


13798 Big Bertha, 74" Dia. x 23" H #53-1329 1

ZIP SKI -
MAKE WAVES!

Get ready to take on the wake with the smooth riding ZIP SKI MY-T TUBE! This classic action towable is updated with a fast easy quick connect tow system. Just slip your tow rope over the Quick Connect and you're off and tubing. The ZIP SKI is fully loaded with double webbing foam handles and EVA foam knuckle guards so you can hold on tight. The ZIP SKI is easy to control in the prone and seated positions while still offering up some hot action on the whips. Take a ride with the ZIP SKI and become a MY-T TUBER this summer.

- Heavy-Duty Partial Nylon Cover.
- Heavy-Gauge PVC Bladder.
- Double Webbing Foam Handles.
- EVA Foam Knuckle Pads.
- Speed Safety Valve for fast easy inflation and deflation.
- 1 Rider Maximum Capacity.
- 170 LBS. (77KG) Max Capacity.
- Aluminum Quick Connect Tow System.

13867 Zip Ski Tube, 54" Dia. #53-1313 4



SPORTSSTUFF

SPORTSSTUFF TOWABLES

MAP
PROTECTEDFREQUENT
FLYER

Get ready for a wild time. The Frequent Flyer is designed for 1 to 3 riders and is a ton of fun!

Bunches of handles for various grips and rider positions.

- Double-Webbing Foam Handles with Knuckle Pads.
- Double-Stitched Nylon Full Cover with Covered Zipper.
- Tow Rope Holster.
- P.U. Fabric Coating.
- Heavy-Gauge PVC Bladder.
- EVA Foam Body Pad.
- Multi-Speed Valve.
- Self-Bailing Drain Vent.
- Reinforced Tow System.
- 2K tow rope recommended (Coast#13868).

12035 Frequent Flyer, 80" Dia. #53-1661 2



Sportsstuff note: graphics on some items may change during 2013 due to changes in inventory.



KWIK TEK TOWABLES

AIRHEAD® BLAST®

You'll have a real blast on AIRHEAD BLAST! The 4 neoprene knuckle guards and deluxe nylon-covered handles provide a sure and comfortable grip. The heavy-duty virgin PVC bladder has electronically welded seams and a Boston valve for quick inflating and deflating. BLAST has a double stitched nylon cover, reinforced internal tow harness and a self-draining floor vent. You'll love the eye-catching graphics on this 1 rider 54" round towable!



12652 Airhead Blast, 1 rider, 54" dia. #AHBL-1 1

AIRHEAD®

All slice tubes are tapered for easy boarding & comfort

AIRHEAD® SLICE®

You'll really slice up the water with this 58 in. diameter (deflated) low profile towable! Peak performance is guaranteed with SLICE's topside neoprene panel, 4 nylon-wrapped handles and neoprene knuckle guards. The durable 30-gauge virgin PVC bladder is fully encased by a double-stitched nylon cover with a reinforced internal tow harness. SLICE is equipped with a super-convenient Kwik-Connect for easy hook-ups and a Boston valve for fast inflating and deflating. It's easy to climb onto SLICE from the water; it's tapered to only 6 in. high at the back.



10323 Airhead Slice, 1 to 2 riders, 58" dia. (deflated) #AHSL-4W 2

AIRHEAD® MULTI-VALVE

Inflate with Speed & Flexibility. The Airhead Multi-Valve consists of 2 Boston valves with different thread patterns on the bottom and a Schrader valve with cap. The Boston Valves have a square base, which is much easier to turn than a round base, especially with wet hands. Inflate your favorite water toys quickly with the Schrader Valve at your local gas station or marina. Or, screw off the Schrader Valve and inflate or quickly deflate with the Boston Valve. All components are bright red and green, so they're easy to find.

11196 Multi-Valve #AHMV-1 24



11196

KWIK TEK SAFETY WHISTLE ON FLOATING LANYARD

An audible signal device is required on boats and PWCs in most states. A high pitch pealess whistle is a good choice. Clip to your PFD or safety lanyard. Doubles as a floating key chain.

Whistle with Lanyard:

10392 Purple/Yellow #W-1 12

10393 Red/Black #W-2 1



10392

10393



WETLINE AK1 AND CUSHIONS



FOAM ECONOMY CUSHIONS — CLOTH-COVERED

For comfortable seating and boating safety. Great for sporting events. Type IV PFD, USCG approved throwable device for recreational boats.

Type IV Foam Cushion, Cloth-covered:

764212 Blue #10001-00-A-BL 12

764210 Red #10001-00-A-RD 12

764211 White #10001-00-A-WT 10

73133 Yellow #10001-00-A-YW 12



732578, Child

732577, Youth

732576, Adult

TYPE II "AK-1" FOAM LIFE VEST

High-visibility shell filled with polyethylene foam. USCG approved for recreational boats, Type II PFD. Attractively polybagged. (Child sizes have tie at neck).



18473, Adult

Type II Foam Life Vest, Yellow:

18473 Adult, over 90 lb. (41kg), 30"-52" chest (76-132cm) (Not for sale in Canada) #10000-15-A-YW 12

Type II Foam Life Vest, Orange:

732578 Child, 30-50 lb. (14-23kg) (Not for sale in Canada) #10000-02-A-OR 12

732577 Youth, 50-90 lb. (23-41kg) (Not for sale in Canada) #10000-03 12

732576 Adult, over 90 lb. (41kg), 30"-52" chest (76-132cm) (Not for sale in Canada) #10000-15-A-OR 12

15334 Adult, over 90 lb. (41kg), 30"-52" chest (76-132cm) (For Canada only) #20000-15-A 12

TYPE II FOAM LIFE VEST, PACK OF 4

72142 Adult, over 90 lb. (41kg), 30"-52" chest (76-132cm), Pk/4 (Not for sale in Canada) #10000-20-A-OR 2

WETLINE VESTS - CANADA

In Section B: Water Sports Accessories | Ropes, Anchors & Safety | Boat Lights | Seats & Hardware | Fenders | Trailing | Fishing | Pumps & Drain | Hardware | Boat Covers | Motor | Repair Items



WETLINE 3-BELT SERIES NYLON VESTS



GENERAL PURPOSE - 3 BELTS

Wetline General Purpose vests are affordable, comfortable and great for the whole family. Perfect for sailing, boating, fishing or enjoying quiet moments on the water. U.S. Coast Guard approved (USCG).

DISNEY KIDS VEST

Wetline Disney vests are designed for the smallest family members. Only two sizes under 50 lbs are available and feature Car and Princess characters. Adjustable belts allow the little ones to experience the water safely. US Coast Guard approved (USCG).



0-50 lbs. Infant vests have 15% larger head supports with grip strap

WETLINE GENERAL PURPOSE VEST SPECIFICATIONS

| | Infant | Child | Youth/Adult |
|-----------------------|-----------------------------------|-------------------|-------------------------|
| Outside fabric | Nylon | Nylon | Nylon |
| Lining fabric | Polyester | Polyester | Polyester |
| Foam type | P.E. | P.E. | P.E. |
| Front cut foam pieces | 2 | 2 | 2 |
| Front straps | 3 | 2 | 3 |
| Back straps | 2 | 2 | — |
| Back and front straps | Double Loops | | Loops |
| Quick release buckles | 4 | 3 | 3 |
| Webbing | 1" | 1" | 1" |
| Straps | Full Adjustable | 2 Full Adjustable | Adjustable Ladder Locks |
| Sides | Closed, with contour neck support | Closed | Dual side adjustments |

| WETLINE VESTS | BLUE/BLACK | RED/BLACK | YELLOW/BLACK | |
|----------------------------|------------|-----------|--------------|--|
| Size | Order # | Order # | Order # | |
| Infant, 0-50 lbs. | 11638 | 11652 | 15850 | |
| Child, 30-50 lbs. | 11640 | 11653 | 15909 | |
| Youth, 50-90 lbs. | 11641 | 11654 | 15929 | |
| Adult, Chest 30"-52" | 11642 | 11662 | 15948 | |
| Adult 2X/3X, Chest 50"-60" | 11651 | 11663 | 15949 | |

| DISNEY VESTS | CARS | PRINCESS |
|-------------------|---------|----------|
| Size | Order # | Price |
| Infant, 0-50 lbs. | 11665 | 11668 |
| Child, 30-50 lbs. | 11667 | 11669 |

WETLINE VESTS - CANADA

MARINE ACCESSORIES

B

In Section B: Water Sports Accessories | Ropes, Anchors & Safety | Boat Lights | Seats & Hardware | Fenders | Trailing | Fishing | Pumps & Drain | Hardware | Boat Covers | Motor | Repair Items



WETLINE 3-BELT SERIES NYLON VESTS FOR CANADA



GENERAL PURPOSE - 3 BELTS

Wetline General Purpose vests are affordable, comfortable and great for the whole family. Perfect for sailing, boating, fishing or enjoying quiet moments on the water. Approved by Department of Transport Canada.

DISNEY KIDS VEST

Wetline Disney vests are designed for the smallest family members. Only two sizes under 50 lbs are available and feature Car and Princess characters. Adjustable belts allow the little ones to experience the water safely. Approved by Department of Transport Canada.



0-50 lbs. Infant vests have 15% larger head supports with grip strap



WETLINE GENERAL PURPOSE VEST SPECIFICATIONS

| | Infant | Child | Youth/Adult |
|-----------------------|-----------------------------------|-------------------|-------------------------|
| Outside fabric | Nylon | Nylon | Nylon |
| Lining fabric | Polyester | Polyester | Polyester |
| Foam type | P.E. | P.E. | P.E. |
| Front cut foam pieces | 2 | 2 | 2 |
| Front straps | 3 | 2 | 3 |
| Back straps | 2 | 2 | — |
| Back and front straps | Double Loops | | Loops |
| Quick release buckles | 4 | 3 | 3 |
| Webbing | 1" | 1" | 1" |
| Straps | Full Adjustable | 2 Full Adjustable | Adjustable Ladder Locks |
| Sides | Closed, with contour neck support | Closed | Dual side adjustments |

| WETLINE VESTS FOR CANADA | BLUE/BLACK | RED/BLACK | YELLOW/BLACK |
|--|------------|-----------|--------------|
| Size | Order # | Order # | Order # |
| Infant, 9-14kg (20-30 lbs.) | 11699 | 11738 | 15970 |
| Child, 14-27kg (30-60 lbs.) | 11706 | 11746 | 15971 |
| Youth, 27-41kg (60-90 lbs.) | 11720 | 11754 | 15972 |
| Adult, Chest 87-127cm (30"-52") | 11721 | 11760 | 15997 |
| Adult 2X/3X, Chest 131-151cm (51"-59") | 11737 | 11761 | 16011 |

| DISNEY VESTS FOR CANADA | CARS | PRINCESS |
|-----------------------------|---------|----------|
| Size | Order # | Order # |
| Infant, 9-14kg (20-30 lbs.) | 11762 | 11764 |
| Child, 14-27kg (30-60 lbs.) | 11763 | 11789 |



**WETLINE
4-BELT
SKI VESTS**



SKI VEST – 4 BELTS

Wetline 4 adjustable belts ski vests are designed with large armholes for greater mobility. The Wetline ski vest will help people enjoy their favorite water sports activities and make their day memorable. US Coast Guard approved (USCG).



WETLINE SKI VEST SPECIFICATIONS

| | Infant | Child | Youth/Adult |
|-----------------------|-------------|-------------|-------------|
| Outside fabric | Polyester | Polyester | Polyester |
| Lining fabric | Polyester | Polyester | Polyester |
| Liner | Silver/Gray | Silver/Gray | Silver/Gray |
| Zipper | Black | Black | Black |
| Quick release buckles | Black | Black | Black |
| Webbing | Black | Black | Black |

| WETLINE SKI VESTS | BLUE/BLACK | RED/BLACK | YELLOW/BLACK |
|-------------------|--------------|--------------|--------------|
| Size | Order # | Order # | Order # |
| Small/Medium | 11670 | 11689 | 15965 |
| Large/X-Large | 11673 | 11690 | 15963 |
| 2X-Large/3X-Large | 11674 | 11691 | 15950 |

In Section B: Water Sports Accessories | Ropes, Anchors & Safety | Boat Lights | Seats & Hardware | Fenders | Trailering | Fishing | Pumps & Drain | Hardware | Boat Covers | Motor | Repair Items



WETLINE 4-BELT SKI VESTS FOR CANADA

SKI VEST – 4 BELTS



Wetline 4 adjustable belts ski vests are designed with large armholes for greater mobility. The Wetline ski vest will help people enjoy their favorite water sports activities and make their day memorable. Approved by Department of Transport Canada.



| WETLINE SKI VEST SPECIFICATIONS | | | |
|---------------------------------|-------------|-------------|-------------|
| | Infant | Child | Youth/Adult |
| Outside fabric | Polyester | Polyester | Polyester |
| Lining fabric | Polyester | Polyester | Polyester |
| Liner | Silver/Gray | Silver/Gray | Silver/Gray |
| Zipper | Black | Black | Black |
| Quick release buckles | Black | Black | Black |
| Webbing | Black | Black | Black |

| WETLINE SKI VESTS | BLUE/BLACK | RED/BLACK | YELLOW/BLACK |
|-------------------|------------|-----------|--------------|
| Size | Order # | Order # | Order # |
| Small/Medium | 16016 | 16049 | 16099 |
| Large/X-Large | 16013 | 16029 | 16098 |
| 2X-Large/3X-Large | 16012 | 16018 | 16079 |



UV Inhibitors High Tenacity Stores Wet

Dock Rite Double Braid Nylon Dock Lines

Size for size stronger and easier to handle than three-strand dock lines, Dock Rite Double Braid Nylon Dock Lines are manufactured from premium quality marine-stabilized high tenacity nylon.



Dock Rite Three-Strand Twisted Nylon Dock Lines

Dock Rite Three-Strand Twisted Nylon Dock Lines are manufactured from premium quality marine-stabilized high tenacity nylon.

Nylon's high resistance to abrasion, chafing, oil, rot, and mildew, and its superior UV resistance make it an excellent choice for dock lines. And Dock Rite's use of only the highest quality nylon ensures that the rope will not stiffen and curl causing tightening of the braid, reduced stretch, or difficulty in handling after getting wet. In addition, the use of marine-stabilized nylon in production delivers a finished dock line that is uniquely suited to the harsh marine environment, which stays flexible when the rope is wet or dry, and which prevents shrinkage of the rope by up to 20% when compared to other dock lines available on the market.



Double Braid



3-Strand Twisted



3-Strand Twisted



Double Braid

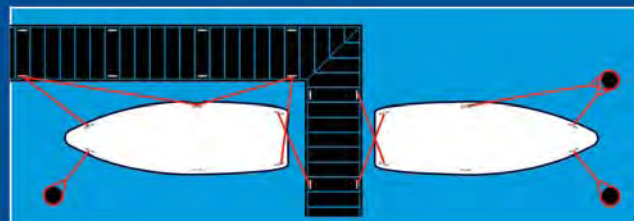
DOCK LINE SELECTION GUIDE

| SIZE | | TENSILE STRENGTH | |
|-------------|---------------|------------------|---------------|
| Boat Length | Line Diameter | Nylon Twisted | Nylon Braided |
| Up to 20' | 3/8" | 3900 Lbs | 3900 Lbs |
| 21' to 34' | 1/2" | 6300 Lbs | 6460 Lbs |
| 35' to 45' | 5/8" | 9800 Lbs | 11700 Lbs |
| 46' to 60' | 3/4" | 12900 Lbs | 14630 Lbs |

| MINIMUM RECOMMENDED ROPE LENGTH | |
|---------------------------------|--------------------|
| Bow Line | 2/3 Length of Boat |
| Stern Line | 2/3 Length of Boat |
| Spring Line | Length of Boat |

This guide is useful for common situations; however, heavy seas and stormy conditions require an upgrade in line diameter and protection. Replace lines when frayed or excessive wear is evident.

Typical Docking Situations



DOCK-RITE PRODUCTS

MARINE ACCESSORIES

B

In Section B: Water Sports Accessories | Ropes, Anchors & Safety | Boat Lights | Seats & Hardware | Fenders | Trailering | Fishing | Pumps & Drain | Hardware | Boat Covers | Motor | Repair Items



Braided Dock Line

DOCK-RITE BRAIDED DOCK LINE

Color-coordinated whipping at splice end and also at bitter end to prevent fraying. One dock line per clamshell package.

DOCK-RITE BRAIDED NYLON FENDER WHIPS

Each pack contains a nylon dock line, perfect for securing fenders. Whipped (color coordinated) at splice end and also at bitter end to prevent fraying. Available in multiple colors. Two per clam shell package. Size 1/4" x 6'.



| Color | Part # | Price |
|------------|--------|-------|
| Gold/White | 75813 | |
| Black | 75832 | |
| Blue | 75815 | |

DOCK-RITE TWISTED NYLON FENDER WHIPS

Each pack contains a nylon dock line, perfect for securing fenders. Available in white only.



| Size | CLAM SHELL - Pkg/2 | | BAGGED -Bag/1 | |
|-----------|--------------------|-------|---------------|-------|
| | Part # | Price | Part # | Price |
| 1/4" x 4' | 77507 | | 73314 | |
| 3/8" x 6' | 77508 | | 73319 | |
| 1/2" x 6' | 77509 | | - | - |

| Size | Working Load | Tensile Strength | White | Price | Gold | Price | Black | Blue | Price |
|------------|--------------|------------------|-------|-------|-------|-------|-------|-------|-------|
| 3/8" x 15' | 740 lbs | 3,700 lbs | 70659 | | 70646 | | 70670 | 70680 | |
| 3/8" x 20' | 740 lbs | 3,700 lbs | 70660 | | 70647 | | 70671 | 70681 | |
| 3/8" x 25' | 740 lbs | 3,700 lbs | 70661 | | 70648 | | 70673 | 70682 | |
| 1/2" x 15' | 1,305 lbs | 6,525 lbs | 70662 | | 70650 | | 70674 | 70683 | |
| 1/2" x 20' | 1,305 lbs | 6,525 lbs | 70663 | | 70651 | | 70675 | 70684 | |
| 1/2" x 25' | 1,305 lbs | 6,525 lbs | 70666 | | 70652 | | 70676 | 70685 | |

Clam Shell, Pk of 2
Clam Shell, Pk of 1

DOCK-RITE WHITE TWISTED DOCK LINE

Sewn at splice end to prevent fraying. Packaged either in a clam shell with card OR in a poly bag with header.



| Size | Working Load | Tensile Strength | Clam Shell Pkg | Price | Bagged (Bag/1) | Price |
|------------|--------------|------------------|----------------|-------|----------------|-------|
| 1/4" x 4' | 300 lbs | 1,486 lbs | 77507 | | 73314 | |
| 3/8" x 6' | 648 lbs | 3,240 lbs | 77508 | | 73319 | |
| 1/2" x 6' | 1,134 lbs | 5,670 lbs | 77509 | | 73321 | |
| 3/8" x 10' | 648 lbs | 3,240 lbs | 73281 | | 73323 | |
| 3/8" x 15' | 648 lbs | 3,240 lbs | 73285 | | 70587 | |
| 3/8" x 20' | 648 lbs | 3,240 lbs | 73286 | | 70588 | |
| 3/8" x 25' | 648 lbs | 3,240 lbs | 73291 | | 70590 | |
| 1/2" x 15' | 1,134 lbs | 5,670 lbs | 73297 | | 70592 | |
| 1/2" x 20' | 1,134 lbs | 5,670 lbs | 73298 | | 70594 | |
| 1/2" x 25' | 1,134 lbs | 5,670 lbs | 73299 | | 70596 | |
| 1/2" x 30' | 1,134 lbs | 5,670 lbs | 16184 | | 70597 | |
| 5/8" x 20' | 1,782 lbs | 8,910 lbs | 70598 | | - | - |
| 5/8" x 25' | 1,782 lbs | 8,910 lbs | 70600 | | - | - |
| 5/8" x 30' | 1,782 lbs | 8,910 lbs | 70601 | | - | - |

DOCK-RITE WHITE SOLID BRAID NYLON CORD

Solid braid 100% nylon rope. Abrasion and rot resistant. Ultra violet inhibitors added. ABS spool with label.



| Size | Working Load | Tensile Strength | Part# | Price |
|--------------|--------------|------------------|-------|-------|
| 1/8" x 1000' | 146 lbs | 730 lbs | 78403 | |

DOCK-RITE SOLID BRAID NYLON LINE

100% Solid braid nylon. Chafe, rot and abrasion resistant. Excellent for marine applications. Working load 187 lbs.; tensile strength 938 lbs. Poly bag with header. White only.



| Size | Part # | Price |
|------------|--------|-------|
| 1/4" x 50' | 15212 | |

For more information on Dock-Rite products visit www.dockritemarine.com

DOCK-RITE READY-TO-USE LINES COME IN A WIDE ASSORTMENT OF SIZES, TO FIT ANY OF YOUR BOATING NEEDS.



DOCK-RITE TWISTED ANCHOR LINE

Twisted anchor line is packaged in a bag with a header card. Includes galvanized thimble.



| Size | Working Load | Tensile Strength | Part# White | Price |
|-------------|--------------|------------------|-------------|-------|
| 3/8" x 50' | 648 lbs | 3,240 lbs | 70690 | |
| 3/8" x 100' | 648 lbs | 3,240 lbs | 70691 | |
| 3/8" x 150' | 648 lbs | 3,240 lbs | 70692 | |
| 1/2" x 100' | 1,134 lbs | 5,670 lbs | 70693 | |
| 1/2" x 150' | 1,134 lbs | 5,670 lbs | 70694 | |
| 1/2" x 200' | 1,134 lbs | 5,670 lbs | 70695 | |
| 1/2" x 250' | 1,134 lbs | 5,670 lbs | 70696 | |

DOCK-RITE HOLLOW BRAID ANCHOR LINE

Hollow braid polypropylene anchor line. Chafe, rot and abrasion resistant. UV protectants added. Poly Bag with header. With large plated hook.

| Size | Working Load | Tensile Strength | White | Price |
|------------|--------------|------------------|-------|-------|
| 3/8" X 75' | 360 lbs | 1,800 lbs | 15215 | |



DOCK-RITE MARINE PRODUCTS - ALL YOUR DOCKING-NEEDS FROM ONE HANDY SOURCE

DOCK-RITE SLIP RING AND FLUKE ANCHORS



Loop Retrieval
Ideal for small boats, sailboats and inflatable boats!

DOCK-RITE anchors feature strong, wide flukes with a walled crown configuration for ultimate holding power and secure penetration. Use both the Slip Ring Anchor and the Deluxe Fluke Anchor with an anchor chain and shackle. Easy slip ring retrieval. High impact corrosion resistant, galvanized. Note: For storm anchors or houseboats, use one size larger than recommended.

| Anchor Model | Boat Size | Part # | Price |
|--------------------------------|------------|--------|-------|
| BASIC SLIP RING ANCHORS | | | |
| #5 | 12' to 15' | 85954 | |
| #7 | 15' to 17' | 85955 | |
| #10 | 17' to 19' | 85956 | |
| #13 | 19' to 21' | 85957 | |
| #15 | 21' to 28' | 70510 | |
| DELUXE FLUKE ANCHORS | | | |
| #6 | 10' to 17' | 85958 | |
| #8 | 17' to 20' | 85959 | |
| #13 | 20' to 25' | 85960 | |
| #20 | 25' to 30' | 86327 | |

| Anchor Model | Part# | Price |
|--|-------|-------|
| GRAPPLING FOLDING ANCHORS | | |
| Galvanized "squid"-style anchors fold for storage. The 3-lb. is for boats up to 12' L; the 5-lb., 14'; 7-lb., 16'; 9-lb., 18'; and 13-lb., 22'. Bulk | | |
| 3 lbs., Galvanized | 86914 | |
| 5 lbs., Galvanized | 86915 | |
| 7 lbs., Galvanized | 86916 | |
| 9 lbs., Galvanized | 86917 | |
| 13 lbs., Galvanized | 86918 | |

For more information on Dock-Rite products visit www.dockritemarine.com

DOCK-RITE PRODUCTS • SAFETY ITEMS

MARINE ACCESSORIES

B

In Section B: Water Sports Accessories | Ropes, Anchors & Safety | Boat Lights | Seats & Hardware | Fenders | Trailering | Fishing | Pumps & Drain | Hardware | Boat Covers | Motor | Repair Items



85951
10 lbs.

NAVY ANCHORS



85945
8 lbs.

MUSHROOM ANCHORS

- Most effective in sand and mud
- Easy to clean
- Ideal for canoes, inflatable and other small boats.



85948
15 lbs

RIVER ANCHORS

DOCK-RITE ANCHORS

| Size | Part# | Price |
|--|-----------------------|-------|
| MUSHROOM ANCHORS —Ideal for anchoring in low wind and current conditions. Easy to clean. Vinyl coated to protect boat finish from scratches. | | |
| 8 lbs. | 85945 | |
| 10 lbs. | 85946 | |
| 15 lbs. | 85947 | |
| NAVY ANCHORS —A good holding cast iron anchor. Ideal for rivers and lakes having gravel and stone bottoms. Easy to clean. Vinyl coated to protect boat finish from scratches. | | |
| 10 lbs. | 85951 | |
| 15 lbs. | 85952 | |
| 20 lbs. | 85953 | |
| RIVER ANCHORS —Perfect for river and mud bottom lakes. Great for pontoon and bass boats. Easy to clean. Vinyl coated to protect boat finish from scratches. | | |
| 15 lbs. | 85948 | |
| 20 lbs. | 85949 | |
| 30 lbs. | 85950 | |



ATTWOOD LIFT 'N LOCK™ ANCHOR CONTROL

Easy-to-use anchor lift and pulley system supports anchors up to 20 pounds with 1/4" to 7/16" diameter line (sold separately).

STANDARD

- Economical zinc plate, steel anchor lift.
- Nylon pulley system. • Steel sheave controls anchor from any position.

737124 Steel Anchor Pulley #13700-7 *6*

DELUXE

Made of high-impact, rustproof, reinforced synthetic material. Supports up to 20 lb. anchor. Use with 1/4" to 7/16" anchor line.

613702 Deluxe Anchor Lift-N-Lock #13702-4 *6*



KWIK TEK BOATING SAFETY KIT

Required by the Canadian Coast Guard for boats up to 8 meters (26 ft.) long. Each kit contains a 15-meter buoyant heaving line with foam float, a pealess whistle with lanyard, and a watertight flashlight. Compact container (which is also an excellent bailing device) has a cord attached for hanging the kit in an easy-to-reach location on the boat. Bright orange color for maximum visibility. US and CCG approved.

85661 Boating Safety Kit #LL-2 *24*



SEASENSE PEA-LESS SAFETY WHISTLE

Pea-less whistle. Made of orange injection molded ABS plastic with a stainless split ring. Meets U.S.C.G. regulations. Includes lanyard.

14173 Pea-Less Whistle with Lanyard, CD/1 #50074032 *12*



KWIK TEK WATER SKI FLAG

Back by popular demand!

This inexpensive bright orange vinyl flag is attached to a 24" pole. It conforms to AZ, CA, CO, ID, MO, NE, NM, OR, TX, UT & WA laws. Recommended everywhere for safety.

13521 Water Ski Flag, Each #F-1 *24*



KWIK TEK TELESCOPING PADDLE

This lightweight paddle adjusts easily to variable lengths with a simple twist. A section of the aluminum shaft disappears inside the blade for the ultimate in compact storage under the boat seats or in PWC storage compartments. The corrosion-resistant aluminum shaft, high-impact molded blade, boat hook handle and hassle-free locking device ensure years of service. The bright orange blade is great for signaling in emergencies.



34644 Telescoping Hook and Paddle; 20 - 45 inch long, for low profile boats and PWCs #P-1 *6*



Key Floats are presented on pages 28 and 29.

See Towing & Safety for more Safety Accessories



ATTWOOD NAVIGATION LIGHTS

"QUASAR" NAVIGATION
BI-COLOR SIDE LIGHT

Quasar lights are intelligently planned for easier installation, maintenance, and efficient light output. For use on boats up to 65.6 ft. (20 meters). Two-mile, 225° light visibility.

- Smooth contour prevents lines from snagging on housing.
- Available in a variety of finishes
- Lens resin color (red/green) tuned to maximum sensitivity of the human eye for optimum visibility.
- Single external stainless steel lock screw attaches cover to base, permits easy disassembly for servicing.
- Stainless steel electrical contacts will not corrode.
- Attaches directly to deck with concealed #10 fasteners—or to one of the Side Light Snap-On Bases 3300 Series.
- 1/4" stainless steel contacts or 7" hard wire leads for connection to 12V DC power supply.
- Includes 8-watt festoon bulb.

73100 Bi-color Combo Side Light, Chromed Plastic, Bulk #3123-7 [g](#)

REPLACEMENT BULB FESTOON, 8-WATT

- For Application: Quasar™ sidelights, Stainless Steel Sidelights.
- For Series: 3100, 3830, 7200, 7400, 66318 and 66319.

19763 Quasar™ Sidelights #9230-7 [g](#)



POLE LIGHT STORAGE CLIPS

Clips for larger-diameter anti-glare pole lights. Resilient rubber clip holds standard 3/4"-dia. poles. Ideal for storing and protecting plug-in pole lights when mounted in engine wells or lockers. Installs with one #8 screw. Measures 2" L x 1" H. Clam Shell, pair.

726825 Pole Light Clips #7571L7 [g](#)



ATTWOOD BOW LIGHTS

Die-cast Zamak sidelights with Perma-Plate® finish provide one-mile visibility for power boats up to 39.4' (12 meters). Mount on decks or gunwales with external screws. Includes 7.5-watt lamp and 7" hard wire leads for 12V DC electrical connection. Clam shell packaged.

MINI RUNNING LIGHTS

A great replacement on older, traditional-style boats or pontoons. Lamp can be serviced without removing light from boat. Installs with two #10 screws. Each light provides one-mile, 112.5° light visibility. Measures 2 5/8" W x 2 3/4" L x 2 1/4" H. Uses 14665 bulb.

Single Side Lights/Horizontal, Top Mount:

71946 Green #6358G7 [g](#)

71947 Red #6358R7 [g](#)

MICRO-MINI COMBINATION BOW LIGHT

Ideal for boats with split or walk-through bow rails. Deck mount with no socket protrusion. Housing completely encases socket. Installs with two #8 screws. One-mile, 225° visibility. 1 3/8" x 2 1/2" x 2 3/4". Uses bulb 14665. 12V.

745604 Bow Light Micro Mini #6375D6 [g](#)

ATTWOOD
PULSAR™ BI-COLOR
COMBINATION SIDELIGHT
WITHOUT TASK LIGHT

One-mile, 225° red/green light visibility for boats up to 39.4 ft. (12 meters). Includes 8-watt wedge base lamp.

- Fits Base No. 91020, 91024, 91026, 911370* and 911445*
- (* When locking collar is removed).

19723 2-pin locking collar pole, 10" straight #5092-10-7 [g](#)

STOWAWAY SIDE LIGHT

One-mile, 225° red/green light visibility with bi-color lens and one 7.5-watt lamp. 10" pole. In use by OEMs for over 15 years, there is a proven replacement market for this light. Constructed of die-cast ZAMAK with Perma-Plate® finish. Lens is polycarbonate. Uses 14665 bulb.

Base is constructed of die-cast ZAMAK with Perma-Plate® chrome finish. Swivel cover protects the socket when light is stowed away. Socket is keyed to prevent incorrect insertion of pole light. Three countersunk holes for installation fasteners. Includes 7-1/2" hard wire leads for connection to 12V DC power supply. Dimensions: 4" long x 1-5/8" wide. 1-3/8" diameter installation hole size.

742119 10" Stow-Away Side Light, Clam Shell #6368-3 [g](#)



Lens for popular all-round light with standard pole base!

ANTI-GLARE LENS
ALL-ROUND LIGHT
WITH CAM-LOCK
ADJUSTABLE BASE

Two-mile 360° isibility, for use on boats up to 39.4 feet (12 meters). Cam-lock base installs with two #10 fasteners (not included). Each light includes 9-watt wedge base lamp.



PACKED CAM-LOCK BASE


- Big cam-lock handle is easy to grasp. Once locked, stays locked in normal conditions.
- In extreme conditions, if a 12ft./lb. force hits the base, the cam-lock releases and allows base to swing down. This new feature reduces chance of breakage to base or pole.
- All wiring is concealed and protected within the pivoting base.
- The rail-mount adapter is an easy way to fit cam-lock bases to square rails and pontoon boats.

MAINTENANCE-FREE MATERIALS

- Designs eliminate materials (including die-cast) that can tarnish or corrode.
- Materials are non-corrosive, including bases of glass-filled polymer and poles of highly anodized aluminum or sturdy black plastic.

19639 With Vertical & Horizontal Mounts, Anodized Aluminum Pole, 12" Pole Length #5357-12-7 [g](#)

In Section B: Water Sports Accessories | Ropes, Anchors & Safety | Boat Lights | Seats & Hardware | Fenders | Trailering | Fishing | Pumps & Drain | Hardware | Boat Covers | Motor | Repair Items



ATTWOOD NAVIGATION LIGHTS REPLACEMENT GLOBES

Replacement lenses. All-round light lenses. For 6700 Series Lights. Application: Early Attwood models. Bulk. Plastic.

739180 360° Globe #6724-05-1 6

Replacement lenses. All-round light lenses. For 5100, 5110 Series Lights. Application: Early Frosted globe, new style. Clam Shell. Plastic.

614060 360° Frosted Globe #91017B7 6

Replacement lenses. All-round light lenses. For 9000 Series Lights. Application: Early Attwood models. Bulk. Plastic.

732265 360° Globe #9024-05-1 6



REPLACEMENT BASE FOR STANDARD AND ANGLED POLE

Base is constructed of die-cast ZAMAK with Perma-Plate® chrome finish. Swivel cover protects the socket when light is stowed away. Socket is keyed to prevent incorrect insertion of pole light. Three countersunk holes for installation fasteners. Includes 7-1/2" hard wire leads for connection to 12V DC power supply. Dimensions: 4" L x 1-5/8" W. 1-3/8" diameter installation hole size.

73444 Base for Assembly with Socket Insert, Packaged #911339-7 3

PLUG-IN BASE FOR LOCKING COLLAR POLES

This plug-in pole light base offers clean, fresh styling with a rugged stamped stainless steel cover. Perfect for saltwater applications and high-end boats. The round footprint is only 2-3/8" diameter. When closed, profile is only 3/8" high. Molded inner cap seals water out of the socket when cover is closed. Inner socket contains a large drain hole to prevent clogging and contact failure. For use with all straight pole lights with a locking collar.



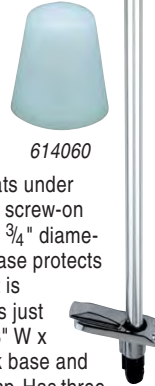
73150 Light Base, 2-Pin, Black #91024-7 6



Lens for popular all-round light with standard pole base!

ATTWOOD NAVIGATION LIGHTS

STOW-AWAY ALL-ROUND LIGHT



614060

A 2-mile light for powerboats under 12 meters (39.4'). Frosted, screw-on globe, anodized aluminum 3/4" diameter pole. Swivel cover on base protects the base socket when light is stowed away. Base extends just 3" below deck. 4" L x 1-5/8" W x 1-3/8"-dia. Includes Zamak base and one 8-watt wedge-base lamp. Has three countersunk holes for #10 fasteners.

Complete Stowaway Light:

742122 24" #7100A7 2

745045 36" #7100C7 6

* Replacement Part: Plastic Globe (Coast #614060).

ASSEMBLIES FOR ALL-ROUND LIGHTS

Attwood has improved the world's most successful all-round lights! The Frosted Globe lights use a standardized lamp that is commonly available in marine, auto, and convenience stores. The lens has a clean, translucent look and 360° visibility. These all-round lights use fewer and simpler part numbers to cover the frosted globe market. And they use the successful system of poles that fit Attwood and competitive-model 2-pin plug-in bases. Base not included*. Uses 10365 bulb.



2-Pin Locking Collar Pole:

747180 24" #5110-24-7 3

748223 36" #5110-36-7 6

758784 42" #5110-42-7 6

2-Pin Standard Pole:

755432 48" #5100-48-1 6

* Replacement Parts: Plastic Globe (Coast #732265) and Base for Assembly (Coast #73444).

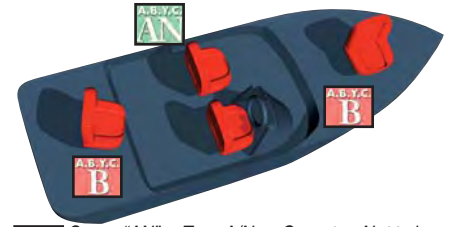


SEASENSE CLAMP-ON SEAT BRACKET

Adjustable zinc plated steel clamp-on seat bracket with 360 degree swivel base. Great for Jon boats and Canoes. Vinyl coated clamps. Individually labeled.



85693 Clamp-on Seat Bracket, Adjusts 7"-16" #50012646 6



Green "AN" = Type A/Non-Operator; Not to be used at Helm/Driver Position
Red "B" = Type B Slow Speed; Not to be used at Helm/Driver Position for speeds not to exceed 5 mph



ABYC H31 SEAT STANDARDS

GENERAL REQUIREMENTS FOR ALL SEATS:

- Provided with a means to prevent unintentional detachment.
- Withstand static load of 450 lbs.
- Adjustable height seats must withstand vertical dynamic test.

LAKESPORT 238 SERIES

LakeSport 238 Series Products have strength and style for fun on the water...

The Swivl-Eze Difference: • These sturdy 2-3/8" diameter bell pedestals have all the strength and durability you need for years of family and fishing enjoyment. • Hard anodized aluminum base pedestal tubes. • Bead blasted finish pounds the aluminum surface and closes up porosity. • All LakeSport™ hardware is engineered to exceed ABYC standards.

ADJUSTABLE BELL PEDESTAL

Features: • Ergonomic positive-locking handles with stainless steel components. • "J-Slot" locking channels (on adjustable-height models) are the safest manual adjustment available.



86938

70854 Ideal for a variety of applications

86938 Adjustable Height Bell Pedestals with Seat Mount - Manual, 14"-20" Height, Super Satin Anodized Post, Bulk with UPC #2385400 1

70940 White Nylon Bushing for LakeSport Bell Pedestals #801 1

SEAT MOUNT

Locking 360° swivel works flat or at a 3° angle. Cast aluminum with all stainless steel hardware. With friction knob. For use with 2 3/8" dia. posts. 5/8" installed height.

70854 Seat Mount without Slider, Aluminum, with Friction Control, 3° Tilt, Bulk #818440 1

SWIV-ELE SEATING PRODUCTS

(... continued)

LOCK'N-PIN 3/4" PIN PRODUCTS

The #1 supplier of 3/4" pin seating hardware

Here's why: • The 3/4" system gives you outstanding economical performance. • The design is proven by decades of experience. • Posts are available as fixed, manually adjustable, or power-adjustable. • Seat mounts, posts & bases available in steel, aluminum, or stainless steel.

The Swivl-Eze Difference: • The patented Lock'N-Pin system leads the industry in safety. • Lock'N-Pin prevents unintentional detachment for seat mounts, posts and bases. • Lock'N-Pin products exceed ABYC standards H31.6.1.

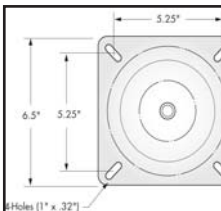
LOCK'N PIN™



70891



70890

LOCK'N PIN
3/4" PIN SEAT
MOUNTS

Not recommended to interchange with other manufacturer's products

3/4" Pin Seat Mount, Zinc plated Steel, 3° Tilt:

70891 2-1/2" Steel Pin, Without Spring, 1" installed height, Bulk #1002-S 1

70890 2-3/4" Steel Pin, With Spring, 2" installed height, Clam #SP-1002 6

LOCK'N-PIN
3/4" PIN POSTSFIXED HEIGHT
POST

- Fits 3/4" pin
- 1.5" Dia.
- Brushed Aluminum
- Steel Pin
- Non-threaded pin unless marked differently.
- Aftermarket packaging.

70897
70895A.B.Y.C.
B

70882

Fixed Height Posts:

70897 11" Height #SP-2114 4

70895 13" Height #SP-2134 4

71904 16" Height #SP-2164 4

LOCK'N PIN 3/4" PIN BASE PLATE

- Stainless Steel Finish With Steel Lip Tube.
- Non-threaded. • Nylon Bushing

70882 7" x 7", 2.75" dia. mounting hole req., Clam #SP-67739 6

MAC
DELUXE
FOLDING
HIGH BACK
BOAT SEAT79265
Blue79745
Green79765
White

Ergonomic comfort, sleek design and value are the roots of the MAC Deluxe Folding Boat Seat. This seat combines durable, top quality, marine grade, UV protected and mildew resistant vinyl with anodized aluminum hinges that have stainless steel rivets and high density foam padding, as well as side bolsters and the extended back to keep you in your seat and comfortable all day. The natural leather grain and vertical accents give the seat a rich look while displaying its durability. Matching tie-down straps have chrome-plated brass snap closures. The durable polypropylene base mounts to any standard pedestal, and includes stainless steel hardware. Swivel not included. 22" H x 17-1/2" W x 16" D. 5-yr. limited warranty on base, 2-yr. on the vinyl.

Deluxe Folding High Back Seat:

79265 LS Deluxe Seat, Blue #79265 16

79745 Deluxe Seat, Green #79745 40

79765 LS Deluxe Seat, White #79765 16



79471; Blue

MAC PRO SEAT

The MAC Pro Seat has soft and durable marine-grade UV-protected and mildew-resistant vinyl, combined with long-lasting high-density foam padding, to make the tournament season more comfortable. The natural leather grain gives it a rich look to accent its durability. The polypropylene base mounts to any standard pedestal, includes stainless steel attachment hardware, and is available in a variety of colors. Swivel not included. 5-3/4" H x 15-1/2" W x 10-3/4" D. 1-yr. limited warranty.

Pro Pedestal Seat:

79471 LS Pro Pedestal, Blue #79471 6

79596 Pro Pedestal, Gray #79596 6

79641 LS Pro Pedestal, Light Gray #79641 6

79671 LS Pro Pedestal, White #79671 6




Blue



Gray



Green



Light Gray



White



79596; Gray



79641; Light Gray



79671; White

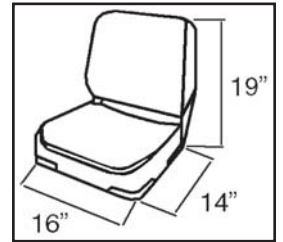


The new line of Dock-Rite Boat Seats




ECONOMY FISHING SEAT

Economy fishing chairs are constructed with a polypropylene plastic inner frame, covered with a UV and mildew resistant marine grade vinyl. The smaller, lighter seat folds down when not in use. Hinges and hardware are made from corrosion-resistant aluminum. Includes a hold-down strap. Warranty: 5 year limited on base, 2 year on fabric.

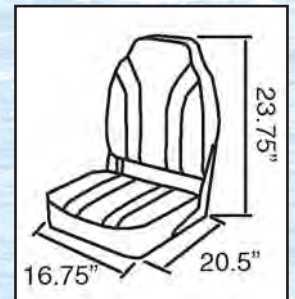


| Description | Blue | Gray | Green | Red | White | PRICE |
|-----------------------|-------|-------|-------|-------|-------|-------|
| Economy Fishing Chair | 80195 | 80196 | 80247 | 80246 | 80197 | |



HI-BACK DELUXE SEAT

Built around a state-of-the-art high-impact polypropylene plastic frame with compressed HD foam padding that remains firm all day long, and extra-heavy-duty marine-grade vinyl upholstery that is mildew-resistant and UV-treated to prevent fading. Swivel not included. Comes with HD 10 gauge corrosion resistant aluminum hinges and includes a hold down strap. Warranty: 5 year limited on base, 2 year on fabric.

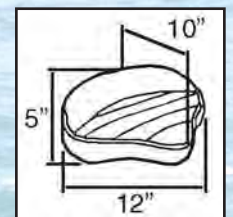


| Description | Blue/Gray | Gray/Charcoal | Red/Gray | PRICE |
|-----------------------------|-----------|---------------|----------|-------|
| Hi-Back Deluxe Rainbow Seat | 80199 | 80198 | 80200 | |



PRO SEAT

These comfortable cushioned pro casting seats consist of a polypropylene plastic-framed seat, covered in durable marine grade vinyl to hold up against the toughest of marine environments. Fits any standard pedestal, and designed to fit most bass casting platforms. Warranty: 5 year limited on base, 2 year on fabric.



| Description | Blue | Gray | White | PRICE |
|------------------|-------|-------|-------|-------|
| Pro Casting Seat | 80192 | 80193 | 80194 | |

DOCK-RITE FENDERS & HOOKS

In Section B: Water Sports Accessories | Ropes, Anchors & Safety | Boat Lights | Seats & Hardware | Fenders | Trailering | Fishing | Pumps & Drain | Hardware | Boat Covers | Motor | Repair Items

Smooth Twin Eye



Ribbed Twin Eye



87256; 4-Pack

DOCK-RITE FENDERS



- Made of high-quality, soft, flexible marine-grade vinyl
- High-gloss finish • UV and salt resistant
- Seamless one-piece construction with thick walls
- Molded-in valves (football needle) ensure easy inflation and long life
- Lifetime warranty



HTM Model

SMOOTH TWIN-EYE FENDERS

| Size (Dia x End-to-End Length) | 4.5" x 16" 11.4 x 40.6 cm | 5.5" x 20" 14 x 50.8 cm | 6.5" x 23" 16.5 x 58.4 cm | 5.5" x 20" 4-Pack |
|--------------------------------|------------------------------|----------------------------|------------------------------|----------------------|
| Eye Diameter | 1/2" (1.27 cm) | 1/2" (1.27 cm) | 5/8" (1.59 cm) | In Vinyl Bag |
| Black | 87177 | 87181 | 87184 | - |
| Blue | 87178 | 87182 | 87185 | - |
| White | 87176 | 87180 | 87183 | 87256 |

72377



72396

RIBBED TWIN-EYE FENDERS

| Size (Dia x End-to-End Length) | 4.5" x 16" 11.4 x 40.6 cm | 5.5" x 20" 14 x 50.8 cm | 6.5" x 23" 16.5 x 58.4 cm | 8.5" x 27" 21.6 x 68.6 cm |
|--------------------------------|------------------------------|----------------------------|------------------------------|------------------------------|
| Eye Diameter | 1/2" (1.27 cm) | 1/2" (1.27 cm) | 5/8" (1.59 cm) | 5/8" (1.59 cm) |
| Black | 87193 | 87196 | 87202 | 87208 |
| Blue | 87194 | 87197 | 87203 | 87209 |
| Burgundy | 87244 | 87200 | 87206 | - |
| Forest Green | 87242 | 87198 | 87204 | - |
| Navy | 87243 | 87199 | 87205 | - |
| White | 87192 | 87195 | 87201 | 87207 |

HOLE-THROUGH-THE-MIDDLE (HTM) FENDERS

| Size (Dia x End-to-End Length) | 6.5" x 15" 16.5 x 38.1 cm | 8" x 20" 20.3 x 50.8 cm | 10" x 26" 25.4 x 66 cm |
|--------------------------------|------------------------------|----------------------------|---------------------------|
| Tube Diameter | 3/4" (1.91 cm) | 3/4" (1.91 cm) | 3/4" (1.91 cm) |
| White | 87213 | 87216 | 87219 |

DOCK-RITE TELESCOPIC HOOKS*

The economy and deluxe boat hooks are made with high-grade, aluminum shafts and high-impact ABS hooks for extended life in marine applications. The "soft touch" rubber handles keeps your hands from slipping, even in foul weather.

72377 Telescopic Boat Hook, Aluminum (Retracted: 32", Extended: 52-1/2", I.D.: 7/8", O.D.: 1") #72377 **40**

72396 ^{LS} Telescopic Rope Hook, Aluminum (Retracted: 48", Extended: 84", I.D.: 1", O.D.: 1-1/8") #72396 **48**

*CAUTION! Pole must be locked in position prior to use. Rotate sections in indicated direction to lock or unlock pole. Extend pole to desired length and lock. **Do not** use near electrical wires.