

# TRAILER ROLLERS

**MARINE  
ACCESSORIES**

**B**

In Section B: Water Sports Accessories | Ropes, Anchors & Safety | Boat Lights | Seats & Hardware | Fenders | Trailering | Fishing | Pumps & Drain | Hardware | Boat Covers | Motor | Repair Items



## HUSKY AMBER POLY VINYL BOAT TRAILER ROLLERS

- Economical
- UV Resistant
- Ozone Resistant
- Non-Marring
- Chemical Resistant- Unaffected by oil, gas or salt
- Long Life

For the latest updates and new products go to [www.huskytow.com](http://www.huskytow.com)




### BOW ROLLER\*, 1/2" SHAFT

- Allows boat to roll smoothly on the trailer. • Spin freely to reduce drag while launching your boat.

Bow Roller, 1/2" Shaft, Amber Poly Vinyl:

- 87150** 3", 1/2" Shaft #87150 60  
**87151** 4", 1/2" Shaft #87151 54




### KEEL ROLLER, 5/8" SHAFT

- Allows boat to roll smoothly on the trailer. • Spin freely to reduce drag while launching your boat.

Keel Roller, 5/8" Shaft, Amber Poly Vinyl:

- 87156** 8", 5/8" Shaft #87156 12  
**87157** 10", 5/8" Shaft #87157 12  
**87158** 12", 5/8" Shaft #87158 12



### WOBBLE ROLLER

- Allows boat to roll smoothly on the trailer.
- Spin freely to reduce drag while launching your boat.

Wobble Roller Kit, One kit:

- 87153** 4" Dia. Ribbed #87153 27  
**87154** 5" Dia. Ribbed #87154 27



### SPOOL ROLLER


- Allows boat to roll smoothly on the trailer. • Spin freely to reduce drag while launching your boat

Spool Roller, 1/2" Shaft, Amber Poly Vinyl:

- 87163** 4", 1/2" Shaft #87163 40  
**87165** 5", 1/2" Shaft #87165 40

Spool Roller, 5/8" Shaft, Amber Poly Vinyl:

- 87164** 4", 5/8" Shaft #87164 40  
**87166** 5", 5/8" Shaft #87166 40



### "V" BOW STOP, 1/2" SHAFT

Allows boat to be snugged down on the trailer.

"V" Bow Roller, 1/2" Shaft, Amber Poly Vinyl:

- 87234** 2", 1/2" Shaft #87234 24  
**87159** 3", 1/2" Shaft #87159 24  
**87233** 3", 1/2" Shaft Round #87233 84  
**87160** 4", 1/2" Shaft #87160 16


### END CAP, 5/8" SHAFT

Install on the outside of the keel Roller Bracket to keep the boat protected from the bracket.




- 87161** 3-1/2" Dia. End Cap, 5/8" Shaft, 1-1/4" D #87161 72

Amber Poly Vinyl



### 9" GUIDE-ON ROLLER

- 87162** 9" Long, 1/2" Shaft #87162 30



### SUPER POLY 3 PIECE BOW ROLLER KIT

- Allows boat to roll smoothly on the trailer.
- Spin freely to reduce drag while launching your boat. • Comes in 3 pieces for maximum protection. • 1/2" Shaft dia. (Shaft included).

### AMBER POLY VINYL, 1/2" SHAFT

Super Poly Bow Roller Kit:

- 87148** 3", Amber Vinyl #87148 24  
**87149** 4", Amber Vinyl #87149 18

### BLACK POLY VINYL, 1/2" SHAFT

Super Poly Bow Roller Kit:

- 87167** 3", Black Poly Vinyl #87167 24  
**87168** 4", Black Poly Vinyl #87168 18



### 12" SELF CENTERING ROLLER, 5/8" SHAFT

12" Long, 5/8" shaft diameter, Poly Vinyl.

- 87155** Amber Poly Vinyl #87155 16  
**87169** Black Poly Vinyl #87169 16



For the latest updates and new products go to [www.huskytow.com](http://www.huskytow.com)

**HUSKY BLACK RUBBER BOAT TRAILER ROLLERS**

- Economical
- UV Resistant
- Ozone Resistant



Black Rubber

**KEEL ROLLER, 5/8" SHAFT**

- Allows boat to roll smoothly on the trailer.
- Spin freely to reduce drag while launching your boat.

Keel Roller, 5/8" Shaft, Black Rubber:

- 87133** 8", 5/8" Shaft #87133 12
- 87134** 10", 5/8" Shaft #87134 12
- 87135** 12", 5/8" Shaft #87135 12



87140, 5/8" Shaft      87139, 1/2" Shaft

**SPOOL ROLLER**

- Allows Boat to roll smoothly on the trailer.
- Spin freely to reduce drag while launching your boat • Black Rubber.

Nylon Bushings, 4"L, Black Rubber:

- 87139** 1/2" Dia. Shaft #87139 40
- 87140** 5/8" Dia. Shaft #87140 40



87142 5/8" Shaft      87141 1/2" Shaft

Plastic Sleeve Bushings, 5"L, Black Rubber:


- 87141** 1/2" Dia. Shaft #87141 40
- 87142** 5/8" Dia. Shaft #87142 40



**3" BOW ROLLER, 1/2" SHAFT**

- Allows boat to roll smoothly on the trailer.
- Spin freely to reduce drag while launching boat.

- 87136** <sup>LS</sup> 3" Bow Roller #87136 60



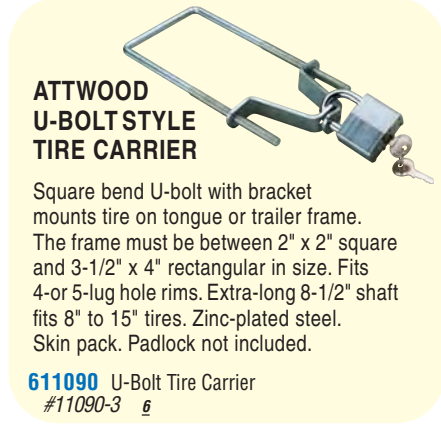
87145 Shown

**WOBBLE ROLLER**

- Allows boat to roll smoothly on the trailer.
- Spin freely to reduce drag while launching your boat.
- Black Rubber.

Wobble Roller, Smooth Tread 3/4" I.D., Insert: Zinc-Plated Steel Washer:

- 87145** 4" Dia., 4-1/4" W #87145 27
- 87146** 5" Dia., 4-1/4" W #87146 27



**ATTWOOD U-BOLT STYLE TIRE CARRIER**

Square bend U-bolt with bracket mounts tire on tongue or trailer frame. The frame must be between 2" x 2" square and 3-1/2" x 4" rectangular in size. Fits 4-or 5-lug hole rims. Extra-long 8-1/2" shaft fits 8" to 15" tires. Zinc-plated steel. Skin pack. Padlock not included.

- 611090** U-Bolt Tire Carrier #11090-3 6



**HUSKY BOW STOP**

Allows boat to be snugged down on the trailer. Black Rubber.

87138

Bow Stop, 1/2" Shaft, Black Rubber:

- 87235** 2", 1/2" Shaft #87235 24
- 87137** 3", 1/2" Shaft #87137 24
- 87138** 4", 1/2" Shaft #87138 16

**END CAP**

Install on the outside of the keel Roller Bracket to keep the boat protected from the bracket. Black Rubber.



- 87144** <sup>LS</sup> 3-1/2" Dia. End Cap, 5/8" Shaft, 1-1/4" D #87144 72



**9" GUIDE ON ROLLER**

Black Rubber

- 87143** 9" Long, 1/2" Shaft #87143 30



87146 Shown

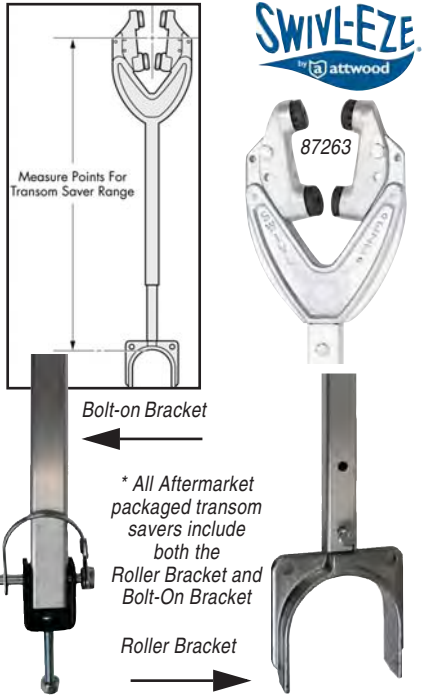
Bushing inserted

# TRANSOM SAVER • ROD HOLDERS

**MARINE  
ACCESSORIES**

**B**

In Section B: Water Sports Accessories | Ropes, Anchors & Safety | Boat Lights | Seats & Hardware | Fenders | Trailing | Fishing | Pumps & Drain | Hardware | Boat Covers | Motor | Repair Items



## ATTWOOD HEAVY DUTY TRANSOM SAVER

Protect your investment  
with Attwood Transom Saver

A lifted outboard puts hundreds of foot-pounds of pressure on the transom - especially during trailering. • Support the cantilevered weight of the motor. • Stabilize engine and steering mechanism when trailering. • Adjustable 24"-36", clear anodized tube.

The Attwood Difference: Tough components - You'll get long life from our adjustable toggles with replaceable rubber pads.

**87263** Deluxe Transom Saver  
#SP-4000-ADJ-RB 5



## ATTWOOD FUSE HOLDER WITH WIRE LOOP

Waterproof holders for 1/4" x 1-1/4" fuses. Case is heat-resistant for high amperage conditions. Push-together case is non-breakable, molded plastic with 8" wire loop. Includes one fuse.

8" In-Line Fuse Holder (Gauge, Amp):

- 72974** 16Awg, 10A #14341-3 6
- 72975** 14Awg, 15A #14342-3 6
- 72976** 12Awg, 20A #14343-3 6
- 72977** 10Awg, 30A #14344-3 6
- 72978** 8Awg, 50A #14345-3 6

## ATTWOOD ROD HOLDERS

### PRO SERIES HEAVY DUTY ROD HOLDER

The Pro Series line of molded rod holders takes the Pro Series to the next level with the addition of the Combo Mount. All the Pro-Series unique, patented features you've come to expect, with the ability to mount in multiple configurations.

Designed for use with casting and spinning rod holders. Heavy-duty, deep-tooth gear lock securely holds rod holder in mounting base. Black. **Includes Combo Mount** (CDS#87496).

**87493** Pro Series Rod Holder w/Combo Mount (CDS#87496) #5010-4 2

**Combo Mount (CDS#87496 Included)**

The Combo Mount allows for mounting in rod holders in multiple configurations. This design offers an improved fit with positive lock for secure rod holder mounting. Can be mounted on side or top of gunwale.



Combo Mount shown with rail mount



87496



Combo Mount shown with rail mount

87497

### RAIL MOUNT

For use with the Combo Mount, Attwood standard side mounts, and other leading rod holder mounts. Complete with all necessary hardware to mount to rail.

**87497** Pro Series Rail Mount, Black #5012-7 4

### COMBO MOUNT

The Combo Mount allows for mounting in rod holders in multiple configurations. This design offers an improved fit with positive lock for secure rod holder mounting. Can be mounted on side or top of gunwale. Compatible with all Attwood and other leading rod holder mounting patterns.

**87496** Combo Mount, Black #5011-7 4



87496



Combo Mount shown with rail mount

87493, With Combo Mount





**ATTWOOD  
ROD  
HOLDER**

Mounts only. Side mounts for vertical surfaces. Easy open cover conceals fasteners, and elastomeric liner seals water out. When closed, low-profile, smooth, contoured design avoids snagging lines. Flush mount and pedestal base mount to gunwale or deck.

**79592** Flush Mount, Black #5022-7 4



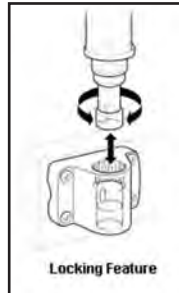
**rule**  
Dimensions:  
1-3/4"W x 2-5/8"H x 5" L.

**RULE  
FLOAT SWITCH -  
"THE NEXT GENERATION"**

Rule's Float Switch have gone mercury free! Environmentally friendly, and technologically advanced, this new switch is so reliable that we have enhanced the warranty to 2 years on this Rule-A-Matic #35A.

**Features:** • Patent Pending snap switch design tested to over one million cycles. • Highly abrasion resistant marine grade "blocked" wire. • Removable base for easy installation and cleaning. • Exclusive Rule moisture tight seals and grommet (same technology as in Rule bilge pumps). • Environmentally friendly mercury free design.


**14928** Rule-A-Matic, 14A, Clamshell  
#35A 12



Locking Feature



**RULE  
LIVEWELL  
PUMP DEBRIS  
STRAINER-  
Model #73**



The Livewell Pump Debris Strainer attaches directly to any pickup tubes on Rule Livewell Pumps. Filters out trash and debris which could clog pump. Stainless steel wire mesh, 3/4" (19"m) female NSPM threads.

**20390** Livewell Pump Debris Strainer  
#73 1



**ATTWOOD  
ADJUSTABLE  
AERATOR HEAD**

Use on livewells that have built-in overflows or recirculating systems. Mounts on side of tank. 90° fitting for installation in tight spaces. Rotating head with O-ring adjusts and maintains flow setting. Removable head. Polypropylene construction. Maximum tank thickness: 5/8". Hose I.D.: 3/4". Skin pack.

**760463** Aerator Spray Head  
#4125-7 12

**ATTWOOD  
TSUNAMI AERATOR PUMP**



**Proven Performance:**

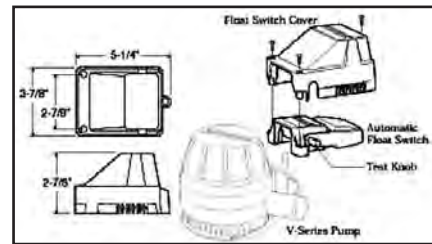
More power! This high-efficiency aerator pump that move water at output capacity of 500 gph. With their innovative engineering and compact design, Tsunami pumps deliver high output from a small package.

**Output & Performance:**

• Move more water and oxygen into livewell tanks to keep fish active. • Cooler-running motors, premium materials, watertight seals and waterproof wiring. • Cartridges are replaceable and interchangeable between bilge and aerator pumps.

*Tsunami Aerator Pump; Inlet Length: 3-1/2"L x 3/4"; Inlet Thread Style: NPSM; Outlet Style: threaded 3/4"; Wire Connector: 36"; Clamshell Packaged:*

**28096** 500 GPH #4640-7 2

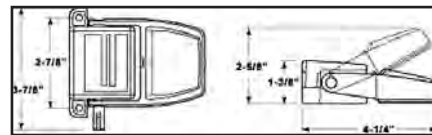


**WITHOUT COVER**

Float switch installs directly onto the rear slots of the V-Series pump bracket.

**WITH COVER**

Float switch installs independently or directly onto the rear slots of the V-Series pump bracket



**ATTWOOD  
AUTOMATIC  
FLOAT SWITCHES**



The Automatic Float Switch converts any bilge pump that draws 12A (at 12V DC) or 6A (at 24-V DC) or less to fully automatic operation. It features a compact, low-profile design that mounts on any surface from horizontal up to a 24° angle. No large voltage drop which reduces bilge pump output like some reed switch designs. Incorporates a reliable and affordable mechanical switch that actuates pump motor at 2" water level. Wire leads do not flex or hinge with the float as on some competitive models. Integral cover dampens bilge sloshing to reduce pump cycling, and prevents debris interference. Sealed switch mechanism resists moisture, fume ignition and electrical shock. Contains no mercury. Features a convenient test knob to test pump operation. Clam shell pkg.

*Automatic Float Switch:*

**79048** Without Cover #4202-7 3

**73148** With Cover #4201-7 6

### 12V RULE SUBMERSIBLE BILGE PUMPS



Rule Submersible Bilge Pumps have set the standard for the industry for decades. They are the first choice of yachtsmen and commercial fisherman throughout the world. More innovations in

Bilge Pump design have come from Rule Industries than any other manufacturer and we are proud to offer the broadest range of bilge pumps in the world.

- Exclusive moisture tight seals
- Compact, efficient, long life motors
- Easy clean snap-lock strainer bases
- Completely submersible
- Silent and vibrationless operation
- Ignition protection
- Anti-Airlock protection
- No burn-out when run dry
- Stainless steel shafts
- Rust and corrosion protection
- CE and ISO 8849 certification

#### Rule-Mate® Automated Bilge Pumps

The Rule-Mate series of Automated Bilge Pumps feature a pump and a **non-mercury** float switch in a single, compact housing. When the float rises, the pump turns on. There is no on/off cycling and therefore, no power use until the pump comes on. The pump remains on until the float drops and the pump senses no load against the impeller.

#### Platinum® Series Bilge Pumps

The most advanced bilge pumps in the world. Advanced computerized operation on the principle of impeller resistance. Float switches are not required. Once power is supplied, the pump will turn on for about one second to sense for water. If water is detected, the pump will continue to run until all water is removed. If water is not detected, the pump will turn off. It will check for water every two minutes. If after five consecutive checks no water is detected, its computer will change the cycling mode to every ten minutes. If and when water is detected during any of these checks, the pump will revert to checking every two minutes. During these checks, the pump operates at reduced power and is very quiet. Only when it detects water will it power up to full capacity. An added feature is overload protection – the pump temporarily shuts down if it becomes jammed in any way. Platinum Series Bilge Pumps feature a third wire for indicator light or manual override capability.

#### Automatic Bilge Pumps

Computerized operation on the principle of impeller resistance. Float switches are not required. The pump will turn on every 2-1/2 minutes for about one second to sense for water. If water is present, the pump will sense resistance and continue to run until all water is removed. Thereafter, it will check for water every 2-1/2 minutes. Power use in the checking mode is minimal.

#### Non-Automatic Bilge Pumps

Traditional operation activated by a float switch or panel switch. **Rule's Cartridge Series of Bilge Pumps.** These are non-automatic pumps with the added feature of replacement motors. This feature allows you to carry a spare motor, providing an extra level of security and protection. Removal of the motor also allows cleaning of the strainer and impeller area in the event the pump becomes clogged. Replacement motors are sold separately.

Order #	Cap.	Model #	Amps @ 12v/13.6v	Fuse Size	Height (inches)	Width (inches)	Hose Dia. (inches)	Float Switches	Price
<b>AUTOMATIC AND PLATINUM® SERIES BILGE PUMPS</b>									
<b>743845</b>	500	25S	1.9/2.5	2.5	4	2-3/8	3/4		
<b>NON-AUTOMATIC BILGE PUMPS</b>									
<b>761223</b>	360	24	2.1/2.5	2.5	3-1/2	2-3/8	3/4	35,37,40	
<b>746264</b>	500	25D	1.9/2.5	2.5	3-1/2	2-3/8	3/4	35,37,40	
<b>763240</b>	800	20F	2.8/4.0	5	4	2-7/8	3/4	35,37,40	
<b>761582</b>	1000	20A	2.9/4.0	5	4	2-7/8	1-1/8	35,37,40	
<b>763241</b>	1100	27D	3.3/5.0	6	4-1/4	2-3/8	1-1/8	35,37,40	
<b>REPLACEMENT MOTOR CARTRIDGES (FOR CARTRIDGE STYLE NON-AUTOMATIC BILGE PUMPS)</b>									
<b>27687</b>	500	25DR	For Mfr#25DC						



### 12V RULE SUBMERSIBLE BILGE PUMPS 360 GPH

The Rule 360 provides outstanding quality and value. It is economically priced and designed for small boats.

*Non-Automatic:*  
**761223** 360 GPH #24 12

### 500 GPH

The Rule 500 offers many design features while keeping size and cost to a minimum. Especially popular on smaller craft, Rule 500 pumps are unmatched in pumping power and longevity.

*Automatic:*  
**743845** 500 GPH #25S 12

*Non-Automatic:*  
**746264** 500 GPH #25D 12

### 800/1000 GPH

These square models offers 36 mounting variations as well as a gas resistant strainer base.

*Non-Automatic:*  
**763240** 800 GPH square #20F 6  
**761582** 1000 GPH square #20A 6

### 1100 GPH

The Rule 1100 offers impressive pumping power for its size and cost. Competitive models in this pumping range are much larger and far more expensive

*Non-Automatic:*  
**763241** 1100 GPH #27D 6

### REPLACEMENT MOTOR CARTRIDGES

For cartridge style Bilge Pumps.

*Replacement Motor Cartridges:*

**27687** 500 GPH f/27686 #25DR 1





### SAHARA SERIES AUTOMATIC BILGE PUMPS

The Sahara series of automatic bilge pumps comes equipped with non-mercury, non-toxic float switches. Pumps are durable and easy to install, and offer boaters a sleek design that has been tested relentlessly to deliver reliable, efficient, automatic operation in harsh saltwater and freshwater uses. Sahara pumps feature an improved pump chamber and motor housing, using the most advanced materials, including the best-quality bearings and state-of-the-art brushes, alloys and magnets for extended pump life. Attwood's exclusive molded 3-wire seal is permanently fused to the insulation to prevent a leak path. Wiring on the Sahara series pump is caulked to eliminate wicking and prevent water damage, and is tinned for corrosion resistance. All pumps in the Sahara series are 5-1/2" L x 3-1/4" W x 4" H, providing convenient automatic operation even in restricted spaces.

Sahara Bilge Pumps include 36" lengths of 16-gauge tinned copper wire. Wire is caulked to prevent water from wicking through insulation jacket. All materials and components are state-of-the-art. Permanent-magnet motor, stainless steel shaft, and steel-reinforced seal ensure powerful, durable performance. Backed by Attwood's 3-Yr. Warranty. Clam shell pkg.

#### SAHARA S500, 500 GPH, 12-VOLT

Sized for boats up to approximately 17'. 500 gph at open flow, 350 gph at 3.3' head. Draws only 1.5 amps at open flow! 3/4" hose outlet.

#### SAHARA S750, 750 GPH, 12-VOLT

S750 is sized for larger recreational boats. Attwood's most powerful 3/4" outlet automatic pump. 750 gph at open flow, 625 gph at 3.3' head. 3/4" hose outlet.

#### SAHARA S1100, 1100 GPH, 12-VOLT

S1100 is Attwood's most powerful and efficient automatic pump. High capacity for larger boats and yachts. 1100 gph at open flow, 973 gph at 3.3' head. 1-1/8" hose outlet.

*Sahara Series Bilge Pump:*

- 27690** 500 GHP #4505-7 [3](#)  
**27691** 750 GHP #4507-7 [3](#)  
**27692** 1100 GHP #4511-7 [3](#)



### ATTWOOD BILGE PUMPS



*Big-Time Pumping Power!*



### 4600 SERIES BILGE PUMPS

#### MORE STAYING POWER

4600-Series pumps are durable and designed to last, too. Efficient design circulates water around the pump motor housing, helping to absorb the heat given off by the operating motor. Attwood uses the most advanced materials available, including the best-quality bearings and state-of-the-art brushes, alloys and magnets. Patented shaft seal centers directly on the motor shaft, preventing leaks caused by misalignment. Exclusive molded two-wire seal is permanently fused to the insulation to prevent a leak path. Wiring is caulked and tinned to eliminate wicking, prevent water damage and resist corrosion.

#### EASY INSTALLATION

The bilge pump is secured directly to the hull — no bracket required. The aerator pump is available with a 3-1/2" long inlet for fiberglass hulls and a 1-1/2" long inlet for aluminum boats or pumps used for livewell recirculation.

#### MOVE MORE WATER OUT TO KEEP RECREATIONAL BOATS AFLOAT

All 4600-Series pump housings are made of a rugged, glass and mineral-filled polymer that withstands hull pounding and resists chemicals — not just fuel, oil and detergents that accumulate in the bilge, but also the plasticizers used in most hoses. These plasticizers can break down the chemical composition of the materials used in other pumps, but they will not affect these pumps. This also makes Attwood aerator pumps resistant to the damaging effects of silicone-based caulks.

*4600-Series Bilge Pump:*

- 28017** 500 GPH #4606-7 [3](#)  
**28018** 800 GPH #4608-7 [2](#)  
**28019** 1200 GPH #4612-7 [2](#)



### Rule-Mate



28801



### RULE-MATE SERIES FULLY AUTOMATED BILGE PUMPS

The NEW eco-friendly Rule Mate series of Bilge pumps feature a solid state water sensing technology that eliminates the need for a separate float switch. When water enters the bilge and reaches a certain height (2-3/4 inches) a sensor turns the pump on. After the water is pumped out, another sensor shuts the pump off. The sensor's unique "field effect" technology is programmed to recognize the dielectric constant of water only. In the event of an onboard oil spill, straight motor oil that enters the bilge will not turn the pump on. It's part of Rule's continuing commitment to preserving our waterway. The new Rule Mates are available in 500, 750 and 1100 GPH models. Rule has been building bilge pumps for 30-years. The pumps are preferred by yachtsmen and commercial fishermen the world over.

**Features and Benefits:** • All-in-one pump & switch - No float switch required. • Pump turns on when water level rises & shuts off when water is removed. • Will not pump oil - Straight motor oil will not turn pump on. • Snap-off strainer for easy cleaning. • Anti-Fouling impeller. • Limited three year warranty.

**Specifications:** Model RM500A, 500 GPH, 12 VDC, 2.0 Amps, include 3/4" fittings; Model RM750A, 750 GPH, 12 VDC, 2.7 Amps, include 3/4" fittings; Model RM1100A, 1100 GPH, 12 VDC, 3.4 Amps, include 3/4" fittings.

*Rule-Mate Series Bilge Pump:*

- 28800** 500 GPH #RM500A [6](#)  
**28801** 750 GPH #RM750A [6](#)

# CONNECTORS • DRAIN PLUG & ACCESSORIES

MARINE  
ACCESSORIES

B

In Section B: Water Sports Accessories | Ropes, Anchors & Safety | Boat Lights | Seats & Hardware | Fenders | Trailering | Fishing | Pumps & Drain | Hardware | Boat Covers | Motor | Repair Items



753272

737283

## THRU-HULL CONNECTORS

Polypropylene construction.  
Accommodates 7534 (5/8") bailer plug.

### FOR 5/8" I.D. HOSE

Maximum hull thickness: 1 1/4".  
Dimensions: 3/4" stem length, 1 1/4" flange dia.  
Installation hole size: 1 1/8" dia.

**753272** White, Skin Pack #3872-3 12

### FOR 3/4" I.D. HOSE

Maximum hull thickness: 1 1/4".  
Dimensions: 3/4" stem length, 1 1/4" flange dia.  
Installation hole size: 1 1/8" dia.

**739001** White, Skin Pack #3873-3 6

### FOR 1 1/8" OR 1 1/4" I.D. HOSE

Maximum hull thickness: 1 1/4".  
Dimensions: 3/4" stem length, 2 1/4" flange dia.  
Installation hole size: 1 3/8" dia.

**737283** White, Skin Pack #3874-3 6

### FOR 1 1/2" I.D. HOSE

Maximum hull thickness: 1-1/4".  
Dimensions: 3-1/2" stem length, 3" flange dia.  
Installation hole size: 1-7/8" to 2" dia.

**748218** White, Skin Pack #3875-3 6


## ATTWOOD THRU-HULL CONNECTORS

These thru-hulls are made with a durable, thermoplastic construction. Will not rust or corrode, discolor or contribute to electrolysis!

*Caution: All plastic thru-hull connectors are designed for installation above the water line only.*

### 90° THRU-HULL CONNECTOR

90° thru-hulls are ideal for tight installations, such as livewell overflow drains. Design eliminates hose kinking. Polypropylene construction.



#### FOR 3/4" I.D. HOSE

Accommodates 7533A (1/2") bailer plug.  
Maximum hull or bulkhead thickness: 1"  
Flange size: 1-1/2" dia.  
Installation hole size: 1" dia.

**73121** White, Skin Pack #3877-3 6

### THRU-HULL CONNECTOR



Acetal construction.

#### FOR 3/4" I.D. HOSE

Max. hull thickness: 2". Dimensions: 4" stem length. Installation hole: 1-1/16" - 1-1/8" dia.

**760476** White, Skin Pack #3896-3 6



## ATTWOOD DRAIN PLUGS

### T-HANDLE DRAIN PLUG

73360



For 1" diameter drains. A clockwise turn of the T-handle locks the plug in place; turn counter-clockwise to release. Brass, without chain.

**73360** Screw Type, CD/1 #7526A7 12



### SNAP-HANDLE DRAIN PLUG

Snap-handle drain plugs for 1" diameter drains. A clockwise turn of the handle tightens the plug in its tube, and the handle flips down to lock. Brass, without chain.

**73358** Snap-Handle, CD/1 #7524A7 12



## ATTWOOD REPLACEMENT DRAIN PLUG ONLY

Nut removes with wrench or pliers. Machined, 1/2" tapered pipe threads ensure watertight plug fit.



**73483** Replacement Plug Only, Carded #9842-3 6



## ATTWOOD SCUPPER VALVE

Provides a water exit for boats with self-bailing cockpits. Accommodates 3875B thru-transom thru-hull connector (screw holes must be drilled for installation.) Diameter: 2-7/8". Use as a replacement valve for 3881 Thru-Transom Scupper. Acetal construction. Scupper mounts on the transom above the waterline. The rubber flapper opens to dump water out and closes to prevent backwash from entering cockpit.

**77696** Scupper Valve, 2-7/8" Dia., Bulk #3876-1 5



## ATTWOOD UNIVERSAL SNAP HOOK

Weight rating shown is maximum safe load.

*Snap Hook, Zinc-Plated Steel:*

**612289** 3 1/2" L, 3/8" Ring Dia., 600 lbs, Carded #12305-3 6

**612305** 3 1/8" L, 5/16" Ring Dia., 700 lbs, Carded #7651-3 6




## ATTWOOD STEEL UTILITY SNAP HOOK

Zinc-plated steel with spring-loaded closures. Heavy-duty steel. 5/8" diameter. Carded.

**612253** 4" L, 2,500 lbs Max. Safe Load #7640-3 12





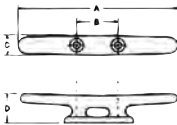
## ATTWOOD CLEATS

### ZAMAK, OPEN BASE

One of Attwood's most popular Zamak cleats. Traditional styling with concave profile. Rugged construction, with durable Perma-Plate® finish.

*Cleat, Carded:*

**736339** A: 4-1/2", B: 1-3/4", C: 1-5/8", D: 1" and E: 1-11/64", Scew size: #8, Pair #6244-6 6



### NYLON, CLOSED BASE

Corrosion-proof economical cleats. Installs with two 1/4" screws. UV-resistant.

*Nylon Cleat, Carded:*


**72763** A: 8", B: 1-1/2", C: 1-1/16", D: 1-3/4" #12113L3 6



### HERRESHOFF-STYLE CLEATS

316 stainless steel. 4 holes for attachment. Standard Herreshoff-style cleat provides traditional styling, easy line tie-off, and corrosion resistance.

**746257** A: 6", B: 2-1/4", C: 1-7/8", D: 1-1/4" and E: 1-9/64", Scew size: 1/4" #66009L3 6




## ATTWOOD BOW EYES SINGLE SHANK

Die-cast Zamak eye with chrome finish and plated steel shank. Cadmium plated nuts and washers are included. Inside eye diameter: 1". Maximum straight axis pull weight: 2,500 lbs. **WARNING:** Not for side loading or transom mounting. Do not use single shank bow eyes for lifting.

*Single Shank Bow Eye:*

**740181** A:2", B:2-1/2", C:3"; 3/8" Stock #3456-3 12

**739347** A:2", B:2-1/2", C:5"; 3/8" Stock #3406-3 1



### 6,000-LB PULL STRENGTH

Bow eyes have twin shanks to prevent twisting. These rugged bow eyes, when transom-mounted, are ideal as ski tows. Stainless steel.

Includes plated nuts & washers. Skin pack.

**758750** A: 5/16" Dia., B: 3/8"-16 x 2-7/16", C: 1-1/16", Face Plate Dim.: 2-1/2" x 1" #3396-3 6



## ATTWOOD COWL VENTILATOR

Features flexible hose flange that is screwed onto hose, then vent snaps onto the flange. Vent constructed of chrome-plated die-cast Perma-Plate® ZAMAK. Flange is non-corrosive plastic. For use with 3" I.D. wire-supported ventilation hose. Installs with #8 screws. 5-5/16" W x 6" L x 2-1/4" H (Neck extends 1" below deck).

**62398** Cowl Ventilator, CD/1 #1364A3 6

## ATTWOOD ANGLED ZAMAK BOW SOCKETS

Angled sockets for fiberglass, aluminum, and wood cover support bows. Constructed of ZAMAK, with plastic backing plate to protect boat finish. Two #10 fasteners are required.

**19807** Angled ZAMAK bow sockets, Skin Pack, Pair #10796-3 6



77530

## ATTWOOD TURBO BLOWERS

Patented in-line design – provides ventilation for engine compartments, galleys, bilges, and heads. Mounting feet allow vertical or horizontal installation in confined spaces. Install with #10 fasteners. Individual carton includes 2 tie straps. All are CE certified. 16-gauge tinned and caulked copper wire leads. Features: • Nickel-plated motor can for corrosion-resistance. • Stiffening ribs to reduce housing distortion. • Motor cap to seal wires and motor for water-resistance.

### TURBO 3000

Provides 145 cubic feet per minute air flow. Draws only 3.1 amps. For 3" I.D. hose.

*Turbo 3000 (12V, White, Aftermarket package):*

**77530** Standard #1731-4 6

**77532** Water-Resistant #1733-4 6



*New and improved...  
Quiet Blower!*

### TURBO 4000 SERIES II BLOWERS

87488

Attwood's new and improved Turbo 4000 Series II sets the standard for in-line blower performance. Utilizing advanced fan blade design techniques, Attwood has developed a blower system that matches air flow of existing in-line blowers at a significantly **reduced noise level**. For added durability, Attwood incorporates an engineered plastic housing that resists deformation during installation and prevents blade to housing interference.

*Turbo 4000 Series II Blowers,  
12V, Aftermarket package:*

**87487** Standard #1747-4 6

**87488** Water-Resistant #1749-4 6





# MAC "TRAILERABLE" BOAT COVERS

MARINE  
ACCESSORIES

B

In Section B: Water Sports Accessories | Ropes, Anchors & Safety | Boat Lights | Seats & Hardware | Fenders | Trailering | Fishing | Pumps & Drain | Hardware | Boat Covers | Motor | Repair Items



## "TRAILERABLE" BOAT COVER

**ALSO GREAT FOR  
MOORING AND STORING!**

### About MAC TRAILERABLE BOAT COVERS . . .

Six boat covers designed to fit practically all 14' through 22' boats. Easy-to-follow instructions and a 1/4" durable shock cord that is sewn into the cover's hem assures a snug and conforming fit through hull and engine areas. Covers are constructed of 7.0 oz. water-repellent yet highly breathable heavy-duty marine-grade polyester canvas with weather-resistant, anti-wick thread. All seams are folded 4-ply with no raw edges. Reinforced tie-down straps are sewn into the top of the boat cover which connect to the lower trailering straps around the hull of the boat by the use of quick-release buckles giving you a very secure, fast, easy and hassle-free installation of tie-down straps. The simple removal of the lower trailering straps also enable the cover to be used for mooring and storing. Includes trailering tie-down straps. Color: Haze Gray.



COMES  
COMPLETE  
WITH  
TIE-DOWNS!

2-Year  
Warranty



Made of 7 oz. polyester  
marine-grade material

### MAC "TRAILERABLE" BOAT COVERS

*Dimensions given are for length and beam.*

- 12151** V-Hull Fishing Boats & V-Hull Narrow Bass Boats, 14'-16' L, 78" B #FLEX 1 1
- 12152** V-Hull Runabouts I/O or O/B, Tri-Hull Boats I/O or O/B, & Tri-Hull Bass Boats, 14'-16' L, 86" B #FLEX 2 1
- 12153** Fish and Ski Boats I/O or O/B, & Wide Bass Boats, 16'-19' L, 96" B #FLEX 3 1
- 12154** Tri-Hull Boats I/O or O/B & V-Hull Boats I/O or O/B, 17'-19' L, 96" B #FLEX 4 1
- 12155** V-Hull Boats I/O or O/B, 20'-21' L, 102" B #FLEX 5 1
- 12156** V-Hull Low-Profile Cuddy Cabin Boats I/O or O/B, 19'-22' L, 102" B. #FLEX 6 1



## POLYESTER TRAILERING, MOORING & STORING BOAT COVER

The polyester fabrics have better water vapor transfer, stronger tensile and tear strength, and are less abrasive than other synthetic marine fabrics. They are made of 5.5 oz. marine-grade material and are water-resistant yet highly breathable, allowing quick evaporation of water and condensation to help prevent mildew. Boat covers provide a barrier to dust, dirt and other pollutants that can damage boat finishes and interiors.

### UNIVERSAL SERIES: 5-SIZE COVERAGE

Five sizes fit practically all boats 14' - 21'. Feature light-weight, durable polyester that is water repellant, yet highly breathable. 4-ply joined seams (no raw edges). 1/4" heavy duty shock cord sewn into hem for a snug fit. Great for storing and mooring applications. Extremely tough and durable for a highly economical boat cover. Use MAC tie-down straps for trailering.



2-Year  
Warranty

Made of 5.5 oz. polyester  
marine-grade material

### MAC UNIVERSAL POLYESTER BOAT COVER

- 13400** Fits 14'-16' V-Hull Fishing Boats, and Narrow Bass Boats #13400 1
- 13401** Fits 14'-16' V-Hull Runabouts I/O or O/B, Tri-Hull Boats I/O or O/B, and Tri-Hull Bass Boats #13401 1
- 13402** Fits 16'-19' Fish & Ski Boats I/O or O/B, and Wide Bass Boats #13402 1
- 13403** Fits 17'-19' Tri-Hull Boats I/O or O/B, and V-Hull Boats I/O or O/B #13403 1
- 13405** Fits 20'-21' V-Hull Boats I/O or O/B #13405 1



## "STYLED-TO FIT" TRAILERABLE UNIVERSAL BOAT COVERS

3-Year  
Warranty



### V-HULL RUNABOUT BOATS

For V-hull runabout boats (including euro-style) with windshields and bow rails.

#### OUTBOARD

Boat Cover, Centerline Length (L) x Beam (B):

<b>15572</b>	15'6" L, 80" B	#77015D	1
<b>15573</b>	16'6" L, 86" B	#77016D	1
<b>15574</b>	17'6" L, 90" B	#77017D	1
<b>15575</b>	18'6" L, 96" B	#77018D	1
<b>15576</b>	19'6" L, 96" B	#77019D	1

#### INBOARD/OUTDRIVE

<b>15579</b>	17'6" L, 90" B	#77117D	1
<b>15580</b>	18'6" L, 96" B	#77118D	1
<b>15581</b>	19'6" L, 96" B	#77119D	1
<b>15582</b>	20'6" L, 102" B	#77120D	1
<b>15583</b>	21'6" L, 102" B	#77121D	1
<b>15584</b>	22'6" L, 102" B	#77122D	1
<b>15585</b>	23'6" L, 102" B	#77123D	1



### V-HULL FISHING BOATS

Boat Cover, Centerline Length (L) x Beam (B):

#### NARROW SERIES WITHOUT MOTOR HOODS

<b>15627</b>	12'6" L, 60" B	#70N22D	1
<b>15628</b>	14'6" L, 68" B	#70N24D	1
<b>15629</b>	16'6" L, 72" B	#70N26D	1

#### NARROW SERIES WITH ATTACHED OUTBOARD MOTOR HOODS

<b>15630</b>	12'6" L, 60" B	#70122D	1
<b>15632</b>	14'6" L, 68" B	#70124D	1

#### WIDE SERIES WITH ATTACHED OUTBOARD MOTOR HOODS

<b>15634</b>	12'6" L, 70" B	#71112D	1
<b>15636</b>	14'6" L, 72" B	#71114D	1
<b>15637</b>	15'6" L, 74" B	#71115D	1
<b>15638</b>	16'6" L, 76" B	#71116D	1
<b>17743</b>	17'6" L, 85" B	#71117D	1



### V-HULL ALUMINUM FISHING BOATS

**VHFSC Models:** V-hull aluminum fishing boats with side consoles. Coverage is provided for bow-mounted trolling motors and side consoles with windscreens.

Boat Cover, Centerline Length (L) x Beam (B):

<b>11561</b>	15'6" L, 76" B	#72215D	1
<b>11566</b>	16'6" L, 82" B	#72216D	1
<b>11568</b>	17'6" L, 92" B	#72217D	1
<b>11569</b>	18'6" L, 92" B	#72218D	1

**VHFWS Models:** V-hull aluminum fishing boats with walk-thru windshields. Coverage is provided for trolling motors.

Boat Cover, Centerline Length (L) x Beam (B):

<b>11570</b>	16'6" L, 88" B	#72316D	1
<b>11571</b>	17'6" L, 94" B	#72317D	1
<b>11572</b>	18'6" L, 94" B	#72318D	1



### MAC MOTOR COVERS

Top-quality motor covers of durable 10 oz. Haze Gray, pre-shrunk, 50-50 poly-cotton double duck with  $\frac{5}{16}$ " draw rope sewn into the hem for easy installation and snug fit. Fits all 4-strokes.



Motor Cover:

<b>15654</b>	Small, 5-10 HP, 21" L x 21" H x 13" W	#70001D	1
<b>15655</b>	Medium, 40 HP, 25" L x 21" H x 13" W	#70002D	1
<b>15656</b>	Large, 75-90-100-115 HP, 25" L x 26" H x 19" W	#70003D	1
<b>15657</b>	X-Large, 200-250 HP, 30" L x 40" H x 24" W	#70004D	1



### LEISURE-STYLE PONTOONS w/Fully Enclosed Decks

Fits pontoons with bimini tops and rails that fully enclose decks. Each cover has a sewn-in pad for use with a boat cover support pole. A separate motor cover is included in each package.

Pontoon Cover, Deck Length (DL) x Deck Width (DW):

<b>15974</b>	18'6" DL, 102" DW	#77518D	1
<b>15973</b>	19'6" DL, 102" DW	#77519D	1
<b>18115</b>	20'6" DL, 102" DW	#77520D	1
<b>14385</b>	21'6" DL, 102" DW	#77521D	1
<b>18532</b>	22'6" DL, 102" DW	#77522D	1
<b>18116</b>	24'6" DL, 102" DW	#77524D	1

# OIL CHANGE PUMPS & SPECIALTY PRODUCTS


**MARINE  
ACCESSORIES**

**B**

In Section B: Water Sports Accessories | Ropes, Anchors & Safety | Boat Lights | Seats & Hardware | Fenders | Trailering | Fishing | Pumps & Drain | Hardware | Boat Covers | Motor | Repair Items

## JABSCO® PUMPS

### "LITTLE PAL" HAND PUMP



A compact, multi-purpose hand pump. Drains and transfers. Fits into tool box. Comes with 2' hose and draw tube. In poly bag.

**742278** "Little Pal" Hand Pump  
#34060-0010 12

## JABSCO®

### JABSCO® ELECTRIC DRILL PUMP



Attaches to an electric hand drill! Self-priming pump chucks into standard 1/4" drill motor, pumps up to 3 1/2 gpm. Provides easy powered pumping almost anywhere a hand utility pump might be used. Kit includes pump, probe (1/4" x 40"), neoprene adaptor, 1/2" x 3' hose, and two 3/4" garden hose adaptors.

*NOTE: Do not pump gasoline or other flammable liquids with this pump!*

**741031** Drill Pump Kit  
#17215-0000 12



### CRC® MARINE WHITE LITHIUM GREASE

Heavy-duty lubricant will not wash off, melt or freeze. Ideal metal-to-metal lubrication, break-in lube for bearings, pistons, cams, etc. Protects riggings, machinery, mechanical parts, tools—in any weather or temperature. 16 oz. aerosol can, 10 fl. oz. contents.



**755703** Lithium Grease  
(Not for sale in Canada) #06037 12



*Applications: Starts wet engines, frees rusted parts, lubricates & protects against corrosion. Great for fishing reels, winches, pulleys, metal components & more.*

### CRC® MARINE FORMULA 6-56® MULTI-PURPOSE LUBRICANT - ZERO VOC

Zero VOC, odor-free alternative formula for market leader Marine 6-56® Multi-Purpose Lubricant. Forms a clear, thin film that lubricates & protects against wear & corrosion. It lubricates, protects, & displaces moisture all-in-one. Flammable.

**44836** Zero VOC, 11-oz.  
(Not for sale in Canada) #06002 12



### CRC® SALT TERMINATOR® ENGINE FLUSH, CLEANER & CORROSION INHIBITOR

*Cleans & Protects Anything Exposed To Salt*

Saltwater, salt air and road salt can lead to rust, corrosion, vehicle damage and costly repairs. Salt Terminator dissolves destructive salt debris that can't be removed by water alone and leaves a protective coating, guarding against future corrosion. Regular maintenance with Salt Terminator can help extend the life of vehicles, trailers, tools, gear and equipment.

Lab tests show Salt Terminator excels at removing heavy salt deposits without leaving behind a spotty residue like other similar products.

Spray on Salt Terminator to clean and protect virtually any surface. Or, use the mixer unit with any of the concentrate formulas. It automatically dilutes the concentrate and siphons it through a standard garden hose. No scrubbing or rinsing required. Biodegradable. • Treatment Ratio: 4 Fl Oz to 1 Gal water (118 ml to 3.785 L).

*Salt Terminator:*  
**45704** Quart with Mixer; 9.5"H x 7.3"W x 3"D  
(Not for sale in Canada) #SX32M 6

**45705** Gallon; 10.3"H x 7"W x 5"D  
(Not for sale in Canada) #SX128 6



### ATTWOOD ANGLED, VENTED DECK FILL

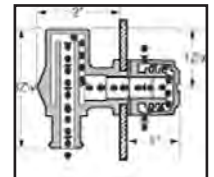
Angled deck fill with vent eliminates the need for separate tank vent. Includes two-piece plastic cap. Neck includes built-in splash guard and is available in cast stainless steel or cast aluminum. Allows mounting at 90° intervals, independent of the fill neck angle. For 1-1/2" I.D. fuel hose and 5/8" I.D. vent hose. Neck opening accepts fuel nozzles up to 1" O.D.

*Note: • Cap is not watertight when closed.  
• Requires a bonding wire to prevent sparking when nozzle is inserted.*

• Above-deck dimensions: 4" L x 3-1/4" W x 15/16" H. • Below-deck depth: 3-1/2". • Mounting flange has four holes for #8 fasteners.

**19860** Aluminum Deck with Black Plastic Cap, With "Gas" Imprint, Bulk #3782-1 12

*The arrows in this cross-section show the baffled route that water would have to travel in order to reach the fuel vent hose.*



### ATTWOOD 90° P-TRAP FUEL TANK VENT

These vents help prevent water from entering the fuel tank, yet allow air to vent freely, during normal sea conditions and washdowns. Eliminates the need for an anti-siphon loop in the vent hose. For 5/8" I.D. hose. Meets ABYC Standard.

*Replacement Cover Only:*  
**73451** For Model 1670-3, Bulk  
#911526-1 1

### SEASENSE® SEASENSE 2 CYCLE OIL MIXING BOTTLE

A large mouth, oil resistant plastic bottle that is easy to pour into any size container. Has all of the most popular oil to gas ratios for a clean and exact mix every time. A MUST HAVE! Easy to use! No Mess! For all 2-cycle applications where performance and accuracy matter.



**14180** 2 Cycle Oil Mixing Bottle  
#50091443 6



## SEASENSE MOTOR FLUSHERS

### UNIVERSAL MOTOR FLUSHER

Universal motor flusher allows the cooling system to be flushed out using a garden hose. Works on most outboards and inboard/outboards. Also a great way to test run your boat before heading for the water. Display pack.

**14218** Universal Motor Flusher  
#50073755 4

### UNIVERSAL LARGE MOTOR FLUSHER

Universal motor flusher allows the cooling system to be flushed out using a garden hose. Works on most outboards and inboard/outboards. Also a great way to test run your boat before heading for the water. Designed for larger outboards. Display pack.



**14219** Large Motor Flusher  
#50073756 6

### DUAL-FLOW MOTOR FLUSHER

Universal motor flusher allows the cooling system to be flushed out using a garden hose from both intakes. Works on most outboards and inboard/outboards. Also a great way to test run your boat before heading for the water. Display pack.



**14217** Dual-Flow Motor Flusher  
#50073750 6

## FUNNEL KING™ Fluid Control Products

### PATENTED GUZZLER SWIVEL FUNNEL

Fits anywhere to get the job done fast. Unique "lock-tight" ball and socket swivels for hard-to-reach places while keeping the 3-quart reservoir upright.



**48663** The Guzzler Funnel #32300 1



Showing two SecureStack Fuel Tanks (sold individually)

## SEASENSE SECURESTACK® FUEL TANK

An innovative tank for today's boater

- Six Gallon • Stackable
- Ergonomic • Dual Handles
- Handles on each end for easy transportation.
- Two 1-1/2" deep grooves for secure tie down (Eliminates shifting while in motion).
- Form molded with deep insets and recesses.
- Meets U.S.C.G./ABYC requirements.
- Designed for ease of use and versatility.
- Compact design saves space onboard vessel.
- Stackable design replaces standard 12 gallon.
- Built-in 5% vapor volume expansion chamber.
- Stands up or lays down for your convenience.
- Made of durable, high density polyethylene.

**87664** SecureStack® Six Gallon Fuel Tank CARB (Not for sale in Canada)  
#50052017 1

## LUBRIMATIC FLEXIBLE FUNNEL

A multi-purpose two-piece funnel with 12" detachable flexible spout. The funnel includes an easy grip handle. 15" overall length, 5" diameter with ≤" OD tip.




**42829** Flexible Funnel  
#75074 12

## LUBRIMATIC 3-PC FUNNEL SET

3 sizes of color-coded, plastic funnels for any size filling job. Includes 1/2 pint, 1 pint, 2 pint plastic funnels.

**42830** Funnel Set (1/2 pint, 1 pint and 2 pint)  
#75075 1



## TRANS FLUID / GEAR OIL ON / OFF FILLER SPOUT

- On / Off spout for adjustable flow.
- Reduced tip for trans filler tubes.
- Fits quart or gallon containers.
- Flexible clear tube.

**47350** Fluid/Gear Oil Spout, Carded #10106B/6 6



## MULTI-TASK 5 IN 1 FUNNEL

- 1-quart capacity.
- Funnel has 3 spout options.

**47353** 5 in 1 Funnel #10710 6



## MULTI-PURPOSE FUNNEL

- Exclusive no-mess splash guard.
- Extended filler neck opens gas tank trap door.
- Fits all sizes of filler tubes.

**47351** Multi-Purpose Funnel #10701 12

Instant  
Action  
Formula!



## MARYKATE® ALUMINEX ALUMINUM BOTTOM CLEANER

Hull and bottom cleaner for aluminum boats. Quickly removes waterline stains, scum and algae stains. Biodegradable.



**17571** Aluminex Cleaner, Quart (Not for sale in Canada) #MK3132 12

# REPAIR & MAINTENANCE ITEMS

# MARINE ACCESSORIES

B

In Section B: Water Sports Accessories | Ropes, Anchors & Safety | Boat Lights | Seats & Hardware | Fenders | Trailering | Fishing | Pumps & Drain | Hardware | Boat Covers | Motor | Repair Items



## MARYKATE® ON & OFF HULL & BOTTOM CLEANER

Brush it on, rinse it off! — instantly removes waterline, algae, rust and gas exhaust stains. Not harmful to fiberglass. Biodegradable.



**16244** Quart (Not for sale in Canada)  
#MK2032 12



## MARYKATE® MILDEW STAIN REMOVER

Easy-to-use stain remover does not drip, requires no scrubbing and can be sprayed on both vinyl and hard surfaces. Biodegradable.



**16251** Mildew Stain Remover, Quart, Spray  
(Not for sale in Canada) #MK3732 12



## TRAVACO "GLUVIT" EPOXY WATERPROOF SEALER KITS

Seeks out and fills leaks in fiberglass hulls, canvas cabin tops, deck linoleum. Remains flexible. A 2-part system epoxy sealer. Can be pigmented with epoxy ground pigments; or painted after 4 or 5 days. Saves several coats of paint. One gallon unit covers approximately 100 to 125 sq. feet depending upon thickness of application. Available in 2 sizes: 8-lb. kit (approx. 7-lb./1-lb. catalyst) and 2-lb. kit (approx. 1 3/4-lb./1/4-lb. catalyst).

*Gluvit Kit (Not for sale in Canada):*  
**736279** Quart, 2 Lbs #RM330K 6  
**46205** Gallon, 8 Lbs #RM331K 4



49863



49866



## STA-LUBE BOAT TRAILER WHEEL BEARING GREASE

A distinctive blue, tacky grease with natural water resistance. Extra rust inhibitors. Resists washout under most severe water conditions.

*Bearing Grease (Not for sale in Canada):*

**49863** 14-oz. Cartridge #SL3120 10  
**49864** 14-oz. Can #SL3121 12  
**49866** 3-oz. Cartridge, Pk/3 #SL3184 6



49864

## LUBRIMATIC MULTI-PURPOSE GREASE

Long lasting, hardworking formula delivers high performance in a wide range of heavy-duty applications. Recommended for chassis, universal joints and other general purpose applications around the home, farm or shop. Works best for lubricating rolling parts.

**43552** 14-oz. Grease #11315 10



## MARINE-TEX EPOXY PUTTY

Repairs leaks in fuel tanks, water tanks and piping. Makes installation of pipe fittings permanently water tight. Bonds permanently to all metals, plastics, hard and soft wood, plywood, wood paneling and fiberglass.

*Marine-Tex (Not for sale in Canada):*  
**738228** White, 3/4-lb. #RM306K 12  
**732070** Gray, 14-oz. #RM302K 12  
*Marine-Tex Jr., Bagged 2-oz. Kit (Not for sale in Canada):*  
**735218** Gray, 2-oz. #RM301K 25  
**738472** White, 2-oz. #RM305K 25



## STA-LUBE MOLY-GRAPH® EXTREME PRESSURE MULTI-PURPOSE GREASE



An outstanding grease with 12 hydroxy lithium base plus moly disulfide, graphite and extreme pressure additives. The best general purpose grease to use for automotive and industrial applications.



*Moly-Graph Grease (Not for sale in Canada):*

**49868** 14-oz. Cartridge #SL3330 10  
**49865** 14-oz. Can #SL3141 12

## LUBRIMATIC MULTI-PURPOSE GREASE

For marine corrosion-control and trailer wheel bearings. An outstanding grease for use in severe conditions. Resists salt water, salt air and atmospheric corrosive conditions, and is mechanically stable and water-resistant. Recommended for boat trailer wheel bearings and disc brake wheel bearings. 3-oz. cartridges.

**761139** Grease Cartridges  
#11400 12



## LUBRIMATIC LUBE KIT



Small, versatile gun allows for front or top pipe placement. Barrel takes 3 oz. grease cartridge or can be suction loaded. Includes push lock plunger, die cast T-handle that locks in place for loading, 5-1/2" straight grease pipe, standard-duty coupler and 3 oz. cartridge of LubriMatic Marine Corrosion Control and Trailer Wheel Bearing Grease.

**751435** Lube Kit #30190 10