



READING/ACCENT LIGHTS

12-VOLT AIRCRAFT-STYLE LIGHTS

Positionable light features an easy-to-use on/off switch. Single light requires two mounting screws (not included); double light requires four mounting screws (not included). Lens diameter is 1.5". Uses replacement bulb #1003.

OVAL DOUBLE LIGHT

8" L x 3.75" W, CD/1

RECTANGULAR DOUBLE LIGHT

6.5" L x 2.75" W, CD/1

Format	Order #	Price	Format	Order #	Price
Aluminum	17798		Aluminum	17796	
Black	18092		Black	18088	
Brass	18093		Brass	18089	

ROUND SINGLE LIGHT

3.75" Overall Dia., CD/1

SQUARE SINGLE LIGHT

3.5" L x 2.75" W, CD/1

Format	Order #	Price	Format	Order #	Price
Aluminum	17797		Aluminum	17795	
Black	18090		Black	18086	
Brass	18091		Brass	18087	



12-VOLT 10-WATT HALOGEN LIGHT

An unobtrusive light that goes under interior cabinets, over sofas, tables or sinks. Mount it in the ceiling or on the wall. Arcon's 12-volt, 10-watt Halogen Light can be recessed or surface mounted. 3" dia. overall; 1.5" lens dia. Flush mounting requires a 2⁵/₁₆" hole; or use the surface-mounting bezel (on packaged only) for a classy appearance. Lens twists on and off for easy bulb replacement; uses halogen bulb #JC10W. Without switch.

WITH BEZEL

Sold in CD/1

WITHOUT BEZEL

Sold in Bulk

Format	Order #	Price	Format	Order #	Price
Black	17800		Black	18518	
Brass	17799		Brass	18517	
White	17801		White	18519	



12-VOLT BULLET LIGHT

Arcon's Bullet Light is the perfect companion for a late-night novel. Or maybe highlighting that trophy from the fishing trip. Available in brass or black, it features a switch (On/Off). Requires two mounting screws (not included), and uses replacement bulb #1383. 2-7/8" x 2-7/8" base size; 4.75" H.

BULLET LIGHT, CD/1

Format	Order #	Price
Black	17803	
Brass LS	17804	

12-VOLT HALOGEN SWIVEL RECESSED READING LIGHT

With these designer style swivel lights you can direct the light over your head a full 360°. A stationary light that puts the light where you want it! Includes switch. Protrudes only 0.75" from ceiling. Dia. is: 3-5/16" (requires a 2-9/16" cutout).

HALOGEN SWIVEL RECESSED READING LIGHT

Sold in CD/1			Sold in Bulk		
Format	Order #	Price	Format	Order #	Price
Black	10655		Black	10657	
			White	10656	



HALOGEN BULLET SWIVEL READING LIGHT

This designer style swivel reading light is compact and versatile. It swivels up and down 180° and rotates 150° making it great for late night reading or accenting that picture of the grandkids. With switch. Base Dia. 1-3/8" and only 4" out from the wall. 12-volt.

SWIVEL BULLET SWIVEL READING LIGHT

Sold in CD/1			Sold in Bulk		
Format	Order #	Price	Format	Order #	Price
Black LS	10649		Black	10653	
White LS	10647		White	10652	



For more information on Arcon Products, visit our website at www.arconelectrical.com.

In Section C:	Interior Lights	Porch & Exterior Lights	Patio Lights	Flashlights	Spot & Flood Lights	Bulbs	Towing Lights	Vehicle Lights	Reflectors
---------------	-----------------	-------------------------	--------------	-------------	---------------------	-------	---------------	----------------	------------



Progressive Dynamics, Inc.
www.progressivedyn.com

RV Ceiling Lights

Feature Our 1 Year "No Hassle" Warranty

Made in the USA

750 SERIES

Single Light = 6-3/8"L x 5-9/16"W x 1-5/8"H; Double Light = 11-7/16"L x 5-9/16"W x 1-5/8"H.

- 12377** 12 VDC White Single Ceiling Light #PD751WWW 40
- 12378** 12 VDC White Double Ceiling Light #PD752WWW 20
- 12976** Clear Optic Replacement Lens, Bag/2 #PD304 1
- 14813** White Replacement Lens, Each #14813 12
- 12967** White Replacement Lens, Bag/2 #PD305 1
- 13823** Translucent Prismatic Replacement Lens, Bag/2 #PD306 5



Traditional yet elegant!
A versatile solution
for RV applications

770 SERIES

Lower profile for restricted clearance applications

Single Light = 6-5/8"L x 4"W x 1-9/16"H; Double Light = 11-1/2"L x 4"W x 1-9/16"H.



Uses
#1141
Bulb.

- 14591** 12 VDC White Single Ceiling Light #PD771WWW 1
- 14592** 12 VDC White Double Ceiling Light #PD772WWW 25
- 13014** White Replacement Lens, Bag/2 #PD307 1
- 12978** Clear Optic Solar Style Repl. Lens, Bag/2 #PD308 1
- 13824** Clear Optic Skylight Style Repl. Lens, Bag/2 #PD309 1
- 13825** Clear Optic Starburst Style Lens, Bag/2 #PD310 5



780 SERIES

Euro-Style lights with unique snap-out lens and reflector design

Single Light = 7"L x 4-1/2"W x 1-3/4"H; Double Light = 11-3/4"L x 4-1/2"W x 1-3/4"H.

- 12212** 12 VDC White Single Ceiling Light #PD781WSBCV 1
- 12213** 12 VDC White Double Ceiling Light #PD782WSBCV 25
- 12979** Clear Optic Replacement Lens, Bag/2 #PD311 5
- 13826** White Replacement Lens, Bag/2 #PD312 5



Uses
#1141
Bulb.

790 SERIES

Switch and switchless models with optional Power Port

Single Light = 7"L x 4-1/2"W x 1-3/4"H; Double Light = 11-17/20"L x 4-1/2"W x 1-3/4"H.



Clip-On
Bunk Light



- 12215** 12 VDC White Single Ceiling Light #PD791WWW 5
- 12214** 12 VDC White Double Ceiling Light #PD792WWW 5
- 12251** Bunk Light with Switch, White #PD793WWW 5
- 12980** Single White Replacement Lens, Bag/2 #PD315 5
- S/O Double White Replacement Lens, Bag/1 #PD316

13820



Progressive Dynamics, Inc. • 507 Industrial Rd. • Marshall, MI • 269-781-4241 • Fax: 269-781-7802 • sales@progressivedyn.com



EURO-STYLE LIGHTS

12-VOLT EURO-STYLE LIGHTS

Sleek Euro-style lights feature an easy-to-use on/off switch. Available in a single or double design with squeeze-remove white or optic lens in either colonial white or white base. Uses replacement bulb #1141.

Single Euro-style light is 8"L x 4.75"W and requires four mounting screws (not included).

SINGLE LIGHT WITH WHITE BASE

Sold in CD/1			Sold in Bulk		
Format	Order #	Price	Format	Order #	Price
Optic Lens	18122		Optic Lens LS	18526	
White Lens	18121		White Lens	18525	

SINGLE LIGHT WITH COLONIAL WHITE BASE

Sold in CD/1			Repl. Lens 4.5"X3.75" CD/1		
Format	Order #	Price	Format	Order #	Price
Optic Lens	18014		Optic Lens	18017	
White Lens	17925		White Lens	18016	

Double Euro-style light is 11"L x 4.75"W and requires six mounting screws (not included).

DOUBLE LIGHT WITH WHITE BASE

Sold in CD/1			Sold in Bulk		
Format	Order #	Price	Format	Order #	Price
Optic Lens	18124		Optic Lens LS	18528	
White Lens	18123				

DOUBLE LIGHT WITH COLONIAL WHITE BASE

Sold in CD/1			Repl. Lens 4.5"X3.75" CD/1		
Format	Order #	Price	Format	Order #	Price
Optic Lens	18015		Optic Lens	18017	
White Lens	17926		White Lens	18016	



FLEETWOOD EURO LIGHT REPLACEMENT LENS

Fits all Fleetwood-style Euro-style lights with optic lenses in units manufactured after 1995. Also fits Euro-style light sold under the Thin Lite brand. Lens: 4.5" x 3.75".

11587 Euro Light Lens, CD/1 #11587 **36**



ECONOMY LIGHTS

12-VOLT WHITE OR OPTIC LENS SINGLE OR DOUBLE ECONOMY LIGHTS

Light up an interior with these easy-to-use, functional lights. Features include a 3-position slide switch, easy-to-clean high temperature smooth snap-out plastic lens, white plastic frame and color coded wires. The double light uses a #1141 high-intensity bulb and the single light uses a #1016. Wood screws not included.

SINGLE ECONOMY LIGHT*

• Dim: 6-1/4"L x 5-1/2"W x 1-5/8"H. • Repl. bulb #1016

DOUBLE ECONOMY LIGHT

• Dim: 11-1/2"L x 5-1/2"W x 1-5/8"H. • Repl. bulb #1141

Sold in CD/1			Sold in CD/1		
Format	Order #	Price	Format	Order #	Price
Optic Lens	11824		Optic Lens	11825	
White Lens	14655		White Lens	14656	

* Single light has double element connection (bright, brighter, off).

REPLACEMENT LENSES

Lens snaps out for easy replacement on both the single and the double Economy Lights. 4-5/8" x 4-5/8" (w/o lip)

Format, CD/1	Order #	Price	Format, Bulk	Order #	Price
Optic Lens	11826		Optic Lens	-	-
White Lens	18530		White Lens	14813	



For more information on Arcon Products, visit our website at www.arconelectrical.com.

In Section C:	Interior Lights	Porch & Exterior Lights	Patio Lights	Flashlights	Spot & Flood Lights	Bulbs	Towing Lights	Vehicle Lights	Reflectors
---------------	-----------------	-------------------------	--------------	-------------	---------------------	-------	---------------	----------------	------------

THE ORIGINAL THIN-LITES FLUORESCENT LIGHTING

U.L. Listed and CSA Certified, Thin-Lites are designed for high light output at low-amp draw. They offer years of reliable, virtually maintenance-free service. Energy efficient, Thin-Lites are complemented by non-yellowing diffuser lenses, baked white enamel finish, and attractive woodgrain trim. Standard fixtures have aluminum housings. They include standard AC fluorescent tubes powered by Thin-Lite's highly efficient DC electronic ballasts.

#109C THIN-LITE

Engineered for RV (recreational vehicle), marine, solar, trailer, service truck, and mobile office lighting applications. Switch included.

22-watt, 12Volts DC, 9-1/2" dia. x 1-3/4" deep, 1.6 amps. Uses one FC8T9/CW fluorescent tube. Light output: 1100 design lumens.

10520 Round Thin-Lite #109C 6

10347 Round Tube #FC8T9/CW 12

S/O Replacement Ballast #IB-109

11059 White Lens, Opaque (Round) #D-109C 1

11319 White Lens, Opaque (Square) #D-109S 1

10347 8" Circ. Tube, 22-Watt, 12-Volt #FC8T9/CW 12

Thin-Lite®



10520, Back

Fixture weight: 1.12 Lbs



Fixture weight: 1.04 Lbs

#115 THIN-LITE

Engineered for RV (Recreational Vehicle), marine, solar, reefer trailer, medical, mobile office and service truck applications.

15-watt, 12Volts DC, 18" x 4" x 1.375" thin. 1.3 amps. Uses one F15T8/CW fluorescent tube. Light output: 825 design lumens.

10519 15-Watt Thin-Lite

#115 "M" 20

S/O Replacement Ballast #IB-115

S/O Replacement Opaque Lens #D-115

16748 15W, 18" Tubes, F15T8/CW, Pk/2

#16748 10



#111 THIN-LITE

Fixture weight: 0.72 Lbs

Engineered for RV (recreational vehicle), marine, solar, reefer trailer, and service truck applications.

8-watt, 12Volts DC, 12.25" x 4.125" x 1" thin. 0.8 amps. Uses one F8T5/CW fluorescent tube. Light output: 400 design lumens.


10528 8-Watt Thin-Lite #111 "M" 6

S/O Replacement Ballast #IB-111

S/O Replacement Opaque Lens #D-111

16749 8W, 12" Tubes, F8T5/CW, Pk/2

#16749 10



#112 THIN-LITE

Fixture weight: 0.92 Lbs

Engineered for RV (recreational vehicle), marine, solar, reefer trailer, mobile office and service truck applications.

16-watt, 12Volts DC, 12.25" x 5.5" x 1" thin. 1.6 amps. Uses two F8T5/CW fluorescent tubes. Light output: 800 design lumens.

10521 16-Watt Thin-Lite

#112 "M" 20

11278 Ballast only #IB-112 1

S/O Replacement Opaque Lens #D-112

16749 8W, 12" Tubes, F8T5/CW, Pk/2

#16749 10



Fixture weight: 1.46 Lbs

#116 THIN-LITE

Engineered for RV (Recreational Vehicle), marine, solar, reefer trailer, medical, mobile office and service truck applications.

30-watt, 12Volts DC, 18" x 5.625" x 13.375" thin. 2.2 amps. Uses two F15T8/CW fluorescent tubes. Light output: 1650 design lumens.

10522 30-Watt Thin-Lite #116 "M" 20

11279 Ballast only #IB-116 1

11061 LS Lens only #D-116 1

16748 15W, 18" Tubes, F15T8/CW, Pk/2

#16748 10



Fixture weight: 1.36 Lbs

#126 THIN-LITE

Engineered for RV (recreational vehicle), marine, solar, reefer trailer, medical, mobile office and service truck applications.

26-watt, 12Volts DC, 21.312" x 5.5" x 1" thin. 2.0 amps. Uses two F13T5/CW fluorescent tubes. Light output: 1700 design lumens.

10523 26-W Thin-Lite #126 "M" 1

S/O Replacement Ballast #IB-126

S/O Replacement Opaque Lens #D-126

16815 13W, 21" Tubes, F13T5/CW, Pk/2

#16815 36

Thin-Lite®

THIN-LITE INCANDESCENT HALOGEN LIGHTS



10413

10414

Engineered for RV (recreational vehicle), marine, solar, reefer trailer, medical, mobile office and service truck applications.

Surface mount 1.44 amp halogen lighting fixture, Slide with Bezel, 12VDC, 250 Lumens:

10413 Single Light; 18 watt, 8.125" x 5" x 1.5", 0.34Lbs #311 DIST 20

10414 Dual Light; 36 watt, 11.125" x 5" x 1.5", 0.34Lbs #312 DIST 20

Replacement Parts:

16777 #1141 Bulb, CD/2 #16777 1500

16294 #1141 Bulb, LED, Each #145803120-1141-12V 12

16776 #1141 Bulb, BX/10 #16776 500

14946 Replacement Diffuser Lens Only for Model 311/312 #D-311 1

MORE
FLUORESCENT
LIGHTS ARE
PRESENTED
ON PAGE 73!



In Section C:	Interior Lights	Porch & Exterior Lights	Patio Lights	Flashlights	Spot & Flood Lights	Bulbs	Towing Lights	Vehicle Lights	Reflectors
---------------	-----------------	-------------------------	--------------	-------------	---------------------	-------	---------------	----------------	------------



THIN-LITE SURFACE MOUNT FLUORESCENT LIGHTS (ST 130 Series)

The ST 130 Series are economically priced, practical lights that feature pre-painted aluminum housings and acrylic diffuser lenses.

SUNTRAVEL MODEL 130 LIGHT

16-watt, 12V, 12" x 5-3/8" x 1-3/4", 1.4 amps. Uses two F8T5/CW fluorescent tubes. Light output: 800 design lumens. "Cracked Ice" Lens.

10080 Sun Travel Light #130CI 20

14140 Repl. Lens #D-130CI 1

16749 8W, 12" Tubes, F8T5/CW, Pk/2 #16749 10

SUNTRAVEL MODEL 134 LIGHT

30-watt, 12V, 18" x 5-3/8" x 1-3/4", 2.2 amps. Uses two F15T8/CW fluorescent tubes. Light output: 1650 design lumens.

10081 Sun Travel Light #134CI 20

14141 Repl. Lens #D-134CI 1

16748 15W, 18" Tubes, F15T8/CW, Pk/2 #16748 10



SUNTRAVEL MODEL 138 LIGHT

34-watt, 12VDC, 24" x 5-3/8" x 1-3/4", 2.5 amps. Uses two F24T8CW fluorescent tubes. Light output: 2400 design lumens.

18191 34 Watt Thin-Lite #138G 1



THIN-LITE LOW-PROFILE FLUORESCENT LIGHTS

Low-profile, for areas that require light but have limited mounting space. Only 2 1/4" W x 1 1/4" D, they provide area and aisle lighting; fit nicely under cabinets and around mirrors. Anodized aluminum housing, clear acrylic diffuser lens.



THIN-LITE RECESSED FLUORESCENT LIGHTS

Thin-Lite® recessed lights provide efficient lighting for elegant interiors. They are easy to install in ceilings and under cabinets. They provide the "custom made" look in anodized aluminum housing. Injection-molded acrylic diffuser lenses add the finishing touch.

Engineered for RV (recreational vehicle), solar, police and emergency, trailer, and mobile office lighting applications.

#712XL THIN-LITE WITH ALUMINUM FINISH

16 watt 12VDC light. Suggested mounting opening: 14.25" x 5.31" x 1.25". Overall: 14.75" x 6.625" x 2". 1.4 amps. Uses two F8T5/CW fluorescent tubes. Light output: 800 design lumens.

13966 16-Watt Lite; 800 Lumens, 1.98 Lbs #712XL DIST 1

16749 8W, 12" Tubes, F8T5/CW, Pk/2 #16749 10

#716XL THIN-LITE WITH ALUMINUM FINISH

30 watt 12VDC light. Suggested mounting opening: 20.125" x 5.31" x 1.25". Overall: 20.625" x 6.625" x 2". 2.2 amps. Uses two F15T8/CW fluorescent tubes. Light output: 1650 design lumens.

13967 30-Watt Lite; 1650 Lumens, 2.8 Lbs #716XL 10

16748 15W, 18" Tubes, F15T8/CW, Pk/2 #16748 10

MORE FLUORESCENT LIGHTS ARE PRESENTED ON PAGE 73!

ALCON

#171 LOW-PROFILE THIN-LITE

Low-profile anodized aluminum, 8-watt, 12V light, 17 5/8" x 2 1/4" x 1 1/8" thin. 0.9 amps. Uses on F8T5/CW fluorescent tube. Light output: 400 design lumens.


10530 8-Watt Thin-Lite #171 1

16749 8W, 12" Tubes, F8T5/CW, Pk/2 #16749 10

#173 LOW-PROFILE THIN-LITE

Low-profile, anodized aluminum, 13 watt, 12V light. 1.3 amps. 26 5/8" x 2 1/4" x 1 1/8" thin. Uses one F13T5/CW fluorescent tube. Light output: 820 design lumens.

10531 13-Watt Thin-Lite #173 1



THIN-LITE 12VDC COMPACT THIN-LITE® FLUORESCENT LIGHTS

- Low profile design for Compact RV's & Campers. • Mounting hardware included.
- Textured non glare white finish. • Powder coated aluminum chassis. • UL, CE, CSA, Marine UL Certified. • 4 times more efficient than halogen lights. • Input Voltage range 9 VDC - 15 VDC. • 5 times brighter than incandescent.
- Surface mount for easy retrofitting. • Reverse polarity protection. • Two Year renewable warranty. • Made in USA.

16-watt, 12-V 13.95" x 5.56" x 1.51" (354.3 x 141.2 x 38.4 mm). 1.4 amps. Uses two F8T5/CW fluorescent tubes. Light output: 800 design lumens. • Weight: 1.10 lb (0.499 kg).

Model 622 Elegant:

14029 16Watt Thin-Lite #DIST-622 20

14068 Lens only #D-622 1

16749 8W, 12" Tubes, F8T5/CW, Pk/2 #16749 10

30-watt, 12-V 19.67" x 5.56" x 1.51" (499.6 x 141.2 x 38.4 mm). 2.2 amps. Uses two F15T8/CW fluorescent tubes. Light output: 1650 design lumens. • Weight: 1.68 lb (0.762 kg).

Model 626 Elegant:

14065 30Watt Thin-Lite #DIST-626 12

14069 Lens only #D-626 1

16748 15W, 18" Tubes, F15T8/CW, Pk/2 #16748 10



COMMAND ELECTRONICS INC.

COMMAND PORCH/COMPARTMENT LIGHT

This complete porch/compartment light includes lens and 1003 lamp. The chrome plated cast housing measures 2.5" x 4.5" at the base.


These manufacturers used this light: Chinook, Winnebago, Fleetwood, Silver Streak, Airstream, Roadtrek, Country Coach, Komfort, Haulmark, Holiday Rambler, and Sports Coach.

13806 Porch/Compartment Light #P-1327 4

13807 Lens Only, Clear #P-1328 12

FLUORESCENT LIGHTS • INTERIOR LIGHTS

In Section C:	Interior Lights	Porch & Exterior Lights	Patio Lights	Flashlights	Spot & Flood Lights	Bulbs	Towing Lights	Vehicle Lights	Reflectors
---------------	-----------------	-------------------------	--------------	-------------	---------------------	-------	---------------	----------------	------------



THIN-LITE FLUORESCENT LIGHTS

MODELS 652 AND 656

16-watt, 12-V 16.843" x 7.3" x 1.56" thin (427.8 x 185.4 x 39.6 mm). 1.4 amps. Uses two F8T5/CW fluorescent tubes. Light output: 800 design lumens. • Weight: 1.22 lb (0.554 kg).

Model 652:

- 14066** 16W Thin-Lite #DIST-652 20
- 14070** Lens only #D-652 1
- 16749** 8W, 12" Tubes, F8T5/CW, Pk/2 #16749 10

30-watt, 12-V 22.652" x 7.30" x 1.56" thin (575.4 x 185.4 x 39.6 mm). 2.2 amps. Uses two F15T8/CW fluorescent tubes. Light output: 1650 design lumens. • Weight: 1.84 lb (0.835 kg).

Model 656:

- 14067** 30W Thin-Lite #DIST-656 1
- 14071** Lens only #D-656 1
- 16748** 15W, 18" Tubes, F15T8/CW, Pk/2 #16748 10



Fixture weight: 1.18 Lbs

THIN-LITE HI-TECH STYLE INTERIOR FLUORESCENT LIGHT

#193 HI-TECH THIN-LITE

Thin-Lite 190 Series model 193 hi-tech commercial fluorescent lighting fixture. 15 watt clear diffuser lens. Engineered for RV (Recreational Vehicle), solar, trailer, and mobile office lighting applications. 190 series lighting are also offered in almond or black end-caps.

15 watt, 12Volts DC, 18.25" x 2.6" x 2.5". 1.3 amps. Uses one F15T8/CW fluorescent tube. Light output: 825 design lumens.

- 13969** 15-Watt Thin-Lite #193 1
- S/O Replacement Ballast #B-115
- S/O Replacement Opaque Lens #D-193
- 16748** 15W, 18" Tubes, F15T8/CW, Pk/2 #16748 10



COMMAND MEGA STAR 12 V INCANDESCENT SERIES

High intensity, surface mount, designed to maximize light output, enhance surrounding decor and fully disperse light pattern. The powerful and reliable lighting solution. Unbreakable lens. Bulb #921. White light w/polycarbonate lens and rocker switch. CSA NTRL/C Certified. Dim.: single 7-1/8" x 4-1/4" x 1-7/8"; double 12" x 4-1/4" x 1-7/8"; lens 5-1/2" x 4" x 1-1/2".

Command Mega Star Light with Switch:

- 12700** Single #001-801XP 12
- 12701** Double #001-802XP 6
- 12706** Lens Only #89-241 24



LOW-PROFILE 12V FLUORESCENT LIGHTING, SURFACE MOUNT

An excellent complement to our incandescent Omega Series. CSA Certified for the US and Canada. ROHS Compliant. Bulbs included.

- 15311** 16 Watt 12 VDC Surface, uses two F8T5 Fluorescent Lamps 0.9 amps, 17" x 4-1/4" x 1-1/3" #005-394 6
- 16749** 8W, 12" Tubes, F8T5/CW, Pk/2 #16749 10



OMEGA INTERIOR DOME LIGHT

Combination of elegance and high performance wrapped in a sleek package. Unbreakable polycarbonate lens. CSA Certified for the US and Canada. Patented Design. Single: 7-7/16" x 5-3/4" x 1-7/8"; Double: 11-3/16" x 5" x 1-7/8".

Omega Dome White Light w/Rocker Switch:

- 13346** Single #001-901XPB 12
- 13347** Double #001-902XPB 6
- Replacement Parts:
- 16802** #921 Bulb, CD/2 #16802 10
- 19259** #921 Bulb, LED, Each #145803180-921-12V 1
- 16794** #921 Bulb, BX/10 #16794 120
- 13348** Lens Only #89-255 24



COMMAND OMEGA INTERIOR LIGHTS WITH WARM WHITE LEDs

These complete light assemblies feature Command's warm white LED module with 30 LED's per board. Drawing a fraction of the electrical current, each runs 150 degrees cooler than the standard 921 bulb. The light output is 42% brighter than the standard 921 bulb and the color of the light is excellent (no blue tint!) Electrical draw is reduced from 1.4 amps per bulb to 0.47 amps per LED board (single) and from 2.8 amps per bulb to 0.94 amps (double). Dim.: Omega Single Interior Light w/30 LEDs 7.4" X 4.7" X 1.7"; double w/60 LEDs 11.4" X 4.7" X 1.7"; lens only 5" X 4 1/4" X 1 5/16"

Omega LED Light w/Warm White Light:

- 16425** Single, LED, 510 Lumens #K-9010 12
- 16518** Double, LED, 1,020 Lumens #K-9020 6

Replacement Parts:

- 17147** Lens Only, White #89-255P 24



COMMAND HALOGEN LIGHT, GLASS CAP WITH EASY-GRIP EDGE

Glass halogen accent lights coordinate with any color scheme and provide intense lighting effects to create a dramatic scene. These lights have a unique "easy-grip" edge design that makes changing the bulbs a snap for you. The flush ceiling mount lights are held securely in place by springs. CSA approved for US and Canada.

- 13804** 20 watt, 4.5" dia. x 1.5" deep x 2.1" total height #001-52 5
- 13805** 10 watt, 3.1" dia. x 1.05" deep x 1.45" total height #001-53 6

In Section C:	Interior Lights	Porch & Exterior Lights	Patio Lights	Flashlights	Spot & Flood Lights	Bulbs	Towing Lights	Vehicle Lights	Reflectors
---------------	-----------------	-------------------------	--------------	-------------	---------------------	-------	---------------	----------------	------------



COMMAND MEGA STAR INTERIOR LIGHTS WITH WARM WHITE LEDs

These complete light assemblies feature Command's warm white LED module with 30 LED's per board and produce. Drawing a fraction of the electrical current, each board runs 150 degrees cooler than the standard 921 bulb. The light output is 42% brighter than the standard 921 bulb and the color of the light is excellent (no blue tint!) Electrical draw is reduced from 1.4 amps per bulb to 0.47 amps per LED board (single) and from 2.8 amps per bulb to 0.94 amps (double). Dim.: Mega Star Single Interior Light w/30 LEDs 7.1" X 4.3" X 1.8"; double w/60 LEDs 12" X 4 1/4" X 1 7/8"; lens 5 1/2" X 4" X 1 1/2".

Mega Star LED Light w/Warm White Light:

16348 Single, LED, 510 Lumens
#K-8010 12

16372 Double, LED, 1,020 Lumens
#K-8020 6

Replacement Parts:

17146 Lens Only, White #89-242 24



DIAMOND LED 3" RECESSED CAN LIGHT

LED Light 3" down light with frosted glass. Great for replacement or upgrade to LED Lighting. Spring mounting with metal housing and 15 diode construction, 3-1/8" diameter. "Daylight white" illumination. 5500 Kelvin and approximately 100 lumen output. 12 month no questions asked warranty.

13203 LED 3" Recessed Can Light
#52445 6



DIAMOND LED PANCAKE LIGHTS

Great for new installation or replacement fixtures. Surface mount and easy to install, 2 wire. 12 month no questions asked warranty.

SINGLE PANCAKE LED LIGHT FIXTURE

Features our 25 Diode "Daylight White" diodes for superior light output. 12 volt with 0.12 amp draw. 3500 Kelvin and approximately 175 lumen output. Size - 7.5" x 4.5" x 1.5". To cover up old square style fixtures use the bezel (Coast #13205) in conjunction with this item.

13137 LED Pancake Single, 25 Diode, White
#52429 6

13205 Bezel for Single Dome Pancake
(For Coast#13137) #52551 6

DOUBLE PANCAKE LED LIGHT FIXTURE

Features our 50 Diode "Daylight White" diodes for superior light output. Three way switch provides lighting from one side of the unit or both. 12 volt with 0.22 amp draw. 3500 Kelvin and approximately 350 lumen output. Size - 11" x 4.5" x 1.5". To cover up old square style fixtures use bezel (Coast #13206) in conjunction with this item.

13188 LED Pancake Double, 50 Diode, White
#52430 6


13206 Bezel for Double Dome Pancake
(For Coast#13188) #52552 6



RV DESIGNER FAN & LIGHT, 12V

• Great for fold out bunks. • Sold in a color box of 6" W x 10" H x 4" D. • 2 lbs.

10086 Fan / Light, 12V #M550 12



Uses
#1141
Bulb.

PROGRESSIVE DYNAMICS BULLET LIGHT

Compact, decorative, high-intensity light produces effective lighting, yet remains cool to the touch. Easy surface-mount; positive pivot action gives 90° extension from the wall and a full 180° rotation. Directional focusing: ideal for reading maps and books. 12-V, 1.44-amp, 21-CP. 5" L x 3 1/4" -4" (swiveled out) x 3 3/8" -5 3/8" (tilted out).

12253 White Light #PD787-26V 25



COMMAND FAN/BUNK LIGHT COMBO



High intensity reading light combined with a two-speed fan. Unique two directional mounting system accepts 3/4" or 1" tent support. Includes an 8' coil cord that will plug into a 1/4" jack (not included). Unit has a long life thermally protected motor. 12-V DC, 1.3 Amps max. CSA certified for the US and Canada. Bulb #912. 10-1/8" x 5-1/2" x 4-1/4".

12422 12-Volt Fan & Bunk Light
#001-103 40

12423 Lens, 5-1/2" x 2-13/16" x 1"
#89-184 20

12698 Plastic Clamp, Pk/2 #89-216 12



NEW! 12V POWER PORT

Stand alone Power Port, use for plugging in the Fan/Bunk Light or other comparable 12V items. • Dim.: 2.5", 1.4" H. • Made in USA.

19631 12V Power Port, Bagged with Header
#013-8M1 40



BUNK & PORCH LIGHTS • ROPE LIGHTS

In Section C:	Interior Lights	Porch & Exterior Lights	Patio Lights	Flashlights	Spot & Flood Lights	Bulbs	Towing Lights	Vehicle Lights	Reflectors
---------------	-----------------	-------------------------	--------------	-------------	---------------------	-------	---------------	----------------	------------



12807
Lens Only

12175



OPTRONICS BUNK LIGHT ADAPTER & LENS

White bunk light adapter with jack. (Complete light no longer available.)

12175 Bunk Light Adapter with Jack
#RV-C100P 25

12807 Clear Polycarbonate Replacement
Snap-On Lens ONLY #A-IL21BP 10

Replacement Bulb:

16802 #921 Bulb, CD/2 #16802 10

19259 #921 Bulb, LED, Each
#145803180-921-12V 1

16794 #921 Bulb, BX/10 #16794 120



PROGRESSIVE DYNAMICS BUNK LIGHT

Clip-on bunk light with built-in power cord gives illumination to dimly lit areas. Plugs into standard one power port (not included; PD794WV) or 790 Series light with integral power port. Perfect for pop-up campers, trailers, coaches ... any unit with a 12-Volt system.

12251 Bunk Light #PD793WWW 5

Replacement Parts:

16777 #1141 Bulb, CD/2 #16777 1500

16294 #1141 Bulb, LED, Each
#145803120-1141-12V 12

16776 #1141 Bulb, BX/10 #16776 500

12980 Repl. Lens, Pk/2 #PD315 5

PETERSON MANUFACTURING REPLACEMENT LENS ONLY

FOR DELUXE
PORCH
UTILITY LIGHTS



Replacement lens for #V384-385 surface mount/utility light with a colonial white base. Lens snaps securely in place for easy bulb service.

70550 Amber Lens #384-15A

70549 Clear Lens #384-15C

COMMAND OMEGA 12 VOLT INCANDESCENT PORCH LIGHT



New unique design exterior porch light for RV's. Available with amber lens, and switch. White base. Includes 922 bulb. 12.8 volts, 12.5 watts, .98 amps, 15 cp. Dim.: 6.7 in x 4.7 in x 2 in. Patent pending. CSA approved.

16344 Porch Light Amber w/Switch #007-30SAP 12

Replacement Parts:

17177 Lens Only, Amber #89-319A 24



14589

• 1/2" outer diameter.
• UL approved.



80459



VALTERRA ROPE LIGHTS



Light up your outside living area with rope lights. The 18' length is designed specifically for installation on RV awnings. Brighten up your nights with these clear lights!

Rope Lights 18' (Not for sale in Canada):

14589 White #A30-0650 12

80459 **NEW!** Multi-colored #A30-0675 6



VALTERRA ROPE LIGHT TRACK



A sister product to RV Twin Trak this is specifically made to easily hold rope lights in one track as well as creating the additional awning track for awning drapes or any other hanging accessories. • 6 - 3 foot sections. • UV stabilized PVC. • Holds 3/8" or 1/2" rope lights.

14581 Rope Light Track
#A30-0600 6



VALTERRA RV TWINTRAK®



The solution to installing all the awning accessories you want! This remarkable invention creates two awning accessory tracks doubling the awning hanging space. Whether its sun screens, screen rooms, lights or hanging accessories you can now have it all! Simply slides into the original track and by leaving your awning drape attached it makes drape installation a snap.

• 6 - 3 foot sections. • UV stabilized material.

87576 RV TwinTrak® #A30-0500 6

Arcon PORCH/UTILITY LIGHTS

12-VOLT UNIVERSAL PORCH/UTILITY LIGHT

12-Volt surface mounted with or without switch. Sleek design in white base or an off-white base with choice of clear or amber snap in lens, with or without rocker switch. Lights are 5-3/4" x 3-1/2"; replacement lenses are 5-1/4" x 2-1/2". Uses replacement bulb #1003.

PORCH/UTILITY LIGHT, WHITE BASE

With Switch, CD/1			Without Switch, CD/1		
Format	Order #	Price	Format	Order #	Price
Amber Lens	18111		Amber Lens	18109	
Clear Lens	18104		Clear Lens	18102	

PORCH/UTILITY LIGHT, WHITE BASE

With Switch, Bulk			Without Switch, Bulk		
Clear Lens	18522		Clear Lens	18521	

PORCH/UTILITY LIGHT, OFF-WHITE BASE

With Switch, CD/1			Without Switch, CD/1		
Amber Lens	18105		Amber Lens	18103	
Clear Lens	18110		Clear Lens	18108	



18102, White Base, Without Switch, Clear Lens



18110, Off-White Base, With Switch, Clear Lens


Repl. Lens 5-1/4" x 2-1/2" CD/1		
Format	Order #	Price
Amber Lens	18107	
Clear Lens	18106	

12-VOLT SCARE/ PORCH LIGHT

Give yourself double the light output with this made-to-last stainless steel housed yard light with heavy-duty clear acrylic lens and 27-watt (2.1-Amp.) 32-candlepower output. A great upgrade for an existing light or for additional lighting. 8-1/2" dia. x 1-1/2" deep.

Scare Light, Clear Lens, Surface Mount (Screws not included):

- 10705** Bulk #10705 25
 - 16193** Carded #16193 144
- Replacement Bulb:
- 16783** #1156 Bulb, CD/2 #16783 1500
 - 16296** #1156 Bulb, LED, Each #145803121-1156-12V 12
 - 16782** #1156 Bulb, BX/10 #16782 500



For more information on Arcon Products, visit our website at www.arconelectrical.com.

COMMAND INCANDESCENT PORCH LIGHTS



Model without Switch Illustrated

CLASSIC 12V

Elegant yet rugged design. Polar

white. Bulb #912. CSA Approved. Includes amber and clear lens. Dim.: light 5-7/8" x 3-3/8" x 2-3/16"; lens 4-13/16" x 2-1/4" x 1".

- 12715** Classic Porch Light w/Switch (Shown with Amber Lens) #007-50SAC 12
- 12716** Amber Lens #89-100A 24
- 12717** Clear Lens #89-100C 24

STAR 12 VOLT

Superbly designed to accent any exterior motif. Elegant and rugged. Polar white. Bulb #922. CSA



Approved. With amber and clear lens. Dim.: light 6" x 4" x 2"; lens 3-3/4" x 3-7/8" x 1-1/2".

- 12720** Star Porch Light with/Switch (Shown with Clear Lens) #007-40SAC 10
- 12722** Amber Lens #89-207A 12
- 12721** Clear Lens #89-207C 12



OPTRONICS COURTESY/ UTILITY LIGHT



Clear, flush-mount courtesy/utility light with polished, chrome-plated housing. Features snap-on, replaceable lens and easy to change replaceable bulb. Retail packaging.

- 10064** Courtesy/Utility Light #UL-71CS 12
- Replacement Bulb:
- 16800** #194 Bulb, CD/2 #16800 10
 - 16318** #194 Bulb LED #145803150-194-CW-12V 12
 - 16762** #194 Bulb, BX/10 #16762 400



OPTRONICS LICENSE PLATE/ UTILITY/DASH LIGHT

Snap-in license plate/utility/dash light, chrome plated. Mounts in 1-1/4" diameter hole. Replaceable bulb. Single wire design grounds through mounting hardware. Two units required for legal license illumination.

- 10047** License Plate/Utility/Dash Light, Each, Retail packaging #LP-11CS 12



THIN-LITE #162 WEATHERPROOF OUTDOOR AREA LIGHT

Thin-Lite® weatherproof outdoor area lights feature anodized aluminum housings and provide superior nighttime security and area lighting.

Weatherproof outdoor area light with amber lens (will not attract flying insects). 16-watt, 12V DC, 1.6 amps. 12.8" x 3.8" x 2.75" thin; 1.54 Lbs. Uses two F8T5/CW fluorescent tubes. Light output: 800 design lumens.

Engineered for RV (Recreational Vehicle), marine, solar, truck, trailer and mobile office lighting applications.

- 10524** Outdoor Thin-Lite, with Push Button Switch #162A 10
- S/O Replacement Ballast #IB-162
- S/O Replacement Lens #D-162-A

SNAPS & HANGERS • PATIO LIGHTS

LIGHTS

C

In Section C:	Interior Lights	Porch & Exterior Lights	Patio Lights	Flashlights	Spot & Flood Lights	Bulbs	Towing Lights	Vehicle Lights	Reflectors
---------------	-----------------	-------------------------	--------------	-------------	---------------------	-------	---------------	----------------	------------



JR PRODUCTS SNAPS

UTILITY FASTENERS

The double-quick answer to attaching patio lights, side curtains, poly film, canvas, etc. to awnings, canopies, tents, dividers, etc.

40337 Double Snaps, CD/4 #05044 1

ATTACH-A-SNAP

The simple, no-work answer to attaching side curtains, poly film, canvas, etc., to awnings, tents, tent dividers, privacy curtains, and more.

80936 Attach-A-Snap, CD/10 #05034 1



CAMCO PARTY LIGHT SETS*

Eight-foot strand contains ten lights. Set includes two spare bulbs and a spare fuse. UL Approved for indoor and outdoor use. 120 V with overload protection.

Party Light Set, 8' and 10 lights (Not for sale in Canada):

16931 Patriotic Star #42656 4

16932 Patriotic Flags & Ribbons #42657 6

16933 Race-inspired Flag and Tire #42658 4

16934 Spirited Bottles and Mugs #42661 6

* Not CSA approved



VALTERRA CLIP & STAY

Clip and Stay combines a unique patented design with a tough thermal plastic rubber to create "Grip-Action". Hang anything up to 10 lbs and the "Grip-Action" prevents clips from sliding and bunching up! Simply insert the clips into the spare channel of your awning tube and you're ready to hang party lights, clothesline, birdfeeders, signs, flashlights and all sorts of camping gear. Pkg/10.

44024 Clip & Stay #A30-0400 12



JR PRODUCTS STAINLESS STEEL PARTY LIGHT HANGERS



Ready for party light hangers that won't break or rust? These stainless steel hangers are guaranteed to last! Hang your party lights with ease with this design. Clip has the strength to hang on in the strongest of winds. These should be the last ones you will ever need to buy.

48306 Stainless Steel Party Light Hangers, 10/Pkg #05205 6

DEVCON SURE CONNECT™ BULB GREASE



Prevents corrosion on bulbs, flood lamps and other electrical connections. When that hard to reach bulb burns out, removal is a snap with Sure Connect. Just put on a light coat of bulb grease and screw it in. Use on boat trailers, taillights, head lamps, light bulbs, battery connections, marine and other electrical connections. 0.25 oz. (7 grams).



25964 Bulb Grease #002-15319 12



OP PRODUCTS AWNING ACCESSORY HANGERS

Use Awning Accessory Hangers to hang lights, plants, camping accessories and anything left to the imagination. Because they slide into the utility slot on any brand awning roller tube there is no reason to use clips that might damage the valance. Pack includes Hangers and "S" hooks.

Awning Hangers, Pk/7:

84791 Black #A77041 20

84801 White #A77045 20



RV DESIGNER KLIPPY KLIPS

Hang lights, flags, banners & more from your RV awning. Klippy Klips swivel & pivot for easy mounting and can stay attached to lights permanently for easy storage. High impact plastic and stainless steel for long life.

46833 Klippy Klip, Pk/10 #M111 12



CONTACT PIGTAILS

Double contact pigtail with "in-line" guide pin, for lamps with indexing bayonet candelabra-type bases (#1157 and #1034). **Single** contact pigtail for lamps with bayonet candelabra-type bases (#67, 1073, 1156).

Contact Pigtail:

11316 Double Contact #413-07 25

11317 Single Contact #411-07 25

POLYMER PATIO LIGHTS

In Section C: Interior Lights | Porch & Exterior Lights | Patio Lights | Flashlights | Spot & Flood Lights | Bulbs | Towing Lights | Vehicle Lights | Reflectors

Lighten up with these beautiful outdoor
STRING LIGHT SETS

Polymer Products LLC

Portable

Weather Resistant

Shatterproof Polycarbonate Housing

6-Light Set Coiled Cord extends up to 25'

10-Light Set Coiled Cord extends up to 50'

20' Straight Cord with Polarized Plug

Suitable for up to 60W Maximum Bulbs
(Not Included)



POLYMER PRODUCTS LLC 6 or 10 GLOBE STRING LIGHTS – 60 WATT BULB SIZE

Hang them around your deck, gazebo, umbrella, RV, overhang or anywhere else outside or inside for a festive appearance and plenty of warm, balanced light. Weather resistant and shatter proof polycarbonate housing; acrylic globes. UL/CSA approved for wet locations. Comes with a 20' outdoor AC cord. For use up to 60 watt (max.) light bulbs (not included). Made in USA.



INQUIRE ABOUT THE COLLEGIATE LOGO LIGHT!

String Lights, 6 Globe, 60 Watt Size:

- 20656** **NEW!** Black, Shaded Globe #1632-77405-PRE 1
- 11739** Bronze Color, Prismatic #16-32-17404 1
- 11740** Clear Color, Prismatic #16-22-17404 1
- 11741** Multi-Color, Prismatic #16-61-00523 1
- 13207** Patriotic, Prismatic #1699-00705 1
- 14774** Purple & Yellow, Prismatic #166001523 1
- 17534** Speedway, Smooth #1604-SPEEDWAY 4
- 13999** White Color, Smooth #160100379 1

String Lights, 10 Globe, 60 Watt Size:

- 14000** Bronze Color, Prismatic #163200515 1
- 14001** Clear Color, Prismatic #162200515 4
- 14006** Multi-Color, Prismatic #166100515 1

Replacement Globe (Color, Finish):

- 14285** Blue Color, Prismatic #3212-51630 50
- 14255** Bronze Color, Prismatic #3203-51630 50
- 14311** Clear Color, Prismatic #3202-51630 50
- 14299** Green Color, Prismatic #3262-51630 50
- 14364** Orange Color, Prismatic #3216-51630 50
- 14346** Purple Color, Prismatic #3215-51630 50
- 14284** Red Color, Prismatic #3211-51630 50
- 14373** White Color, Prismatic (f/Coast#13207) #3201-51630 50
- 14336** White Color, Smooth (f/Coast#13999) #3201-50630 50
- 14353** Yellow Color, Prismatic #3214-51630 50

In Section C:	Interior Lights	Porch & Exterior Lights	Patio Lights	Flashlights	Spot & Flood Lights	Bulbs	Towing Lights	Vehicle Lights	Reflectors
---------------	-----------------	-------------------------	--------------	-------------	---------------------	-------	---------------	----------------	------------

**POLYMER PRODUCTS
PORTABLE WALL LANTERN**



Add functional lighting to almost any area using our portable wall lantern. Attaches to any flat surface with mechanical suction, includes stick on flat target disc for textured surfaces. Push button on/off switch. 20' power cord included. Great for recreational vehicles or anywhere that portable lighting is needed. • 1-yr. Limited Warranty. • 11" H x 9" W x 6.5" L; 2.75 Lbs. • Made in USA.



20652 installed on RV

Portable Wall Lantern:

- 20652** Black #2104-10000-P 1
- 20651** White #2101-10000-P 1



**POLYMER
LIGHT STAND
4-HEAD LUMINAIRE**

Add the feel and elegance of home anywhere you camp. The possibilities for outdoor lighting are limitless. Never has outside living been more enticing. The Four-Head Luminaire Light Stand with white globes stands 6' 4" high with a full-range dimmer which allows you to set your preferred level of light. Uses four common household light bulbs (up to 60 watt). Light bulbs not included.



- 13998** Light Stand 4-Head Luminaire #160100517 1



**RAYOVAC
SPORTSMAN
XTREME™
300 LUMEN
AREA
LANTERN**

A rugged line of high performance lights for the "Xtreme" Sportsman in everyone.

- Features:** • Extraordinary 300 Lumen Lantern. • Easy find green LED blinks when lantern is off. • Run Time: 150 Hours. • 4 watts. • 3 Modes: High, Low, Strobe. • Water Resistant. • Folding Tent Hanger. • Rubberized handle. • Durable Rubber & ABS Construction. • Lifetime Warranty. • Uses 3 D size Batteries (not included).

- 14072** Sportsman Xtreme™ 300 Lumen Area Lantern #SE3DLNA 4



RAY-O-VAC BATTERIES

LANTERN BATTERIES- SPRING TERMINALS

- 11040** 6-V Heavy Duty #944R 6

New packaging as a running change!

HEAVY DUTY SUPER CELLS

Rayovac Heavy Duty batteries are a great way to power low-drain devices at a great price! Perfect for powering devices such as remotes, clocks and radios.

Heavy Duty Batteries; Package (Dim., Weight):

- 11036** Size D, CD/2; 1.5" L x 3.75" W x 4.5" H, 0.442 Lb #6D-2BD 6
- 11035** Size C, CD/2; 1.063" L x 3.75" W x 4.5" H, 0.227 Lb #4C-2BD 6
- 11037** Size AA, CD/4; 0.625" L x 3.75" W x 4.5" H, 0.156 Lb #5AA-4D 6
- 11038** 9-Volt, CD/1; 0.75" L x 3.75" W x 4.5" L, 0.11 Lb #D1604-1D 12



Ideal for smoke alarms!

ALKALINE ENERGY CELLS

Alkaline Batteries:

- 11031** Size D, CD/2 #813-2 12
- 11032** Size C, CD/2 #814-2 6
- 13537** Size AA, CD/6 #815-6 12
- 15420** Size AA, CD/2 #815-2 12
- 13775** Size AAA, CD/6 #824-6 6
- 11034** 9-Volt, CD/1 #A1604-1 12



ROADPRO

ROADPRO FLASHLIGHT-LED, NO BATTERIES REQUIRED

- Never Needs Batteries! Grip Power Action! • 1 Minute of Grip Action for 15 Minutes of Light • This Bright LED will Last Over 50,000 Hours



14130 One of these assorted colors (Blue, Red or Yellow) with black head #RPLK-501/A 48

RAYOVAC

RAY-O-VAC PRODUCTS

FLOATING LANTERN

- 75 Lumens. • 4.5 Hour Run Time on Alkaline Battery. • 741 Ft (226) M Beam Distance. • 1x6V Alkaline Battery Included. • Bright Krypton Bulb (#K13-2). • Durable Construction. • Tray Packed for Easy Display. • Lifetime Warranty.



15666 Floating Lantern; In one of these assorted colors (Blue, Red or Yellow); 7.125"L x 4.625"W x 7.5"H; 1.77Lb #EFL6V-B 6

2-CELL PLASTIC FLASHLIGHT

2-cell carded flashlights with plastic cases. Features a slip-proof switch guard to avoid accidental turn-on. Operates on two "D" batteries (not included); PR2 bulb.

12610 2-Cell Flashlight #IV2D 6



OPTRONICS

BLUE-EYE BEAM® GLARE-FREE SPOTLIGHT



Patented glare-free lens penetrates fog, smoke, rain and haze. Powerful 400,000-cp beam shines for miles. Corrosion-resistant hardware will last under saltwater conditions. Weather-proof enclosed switch keeps out water and corrosion. 10' coil cord gives added mobility. 3-year warranty. Made in USA.

79131 BlueEye Spotlight #KB-4001 1

GUIDE LIGHTS

Guide lights have high-density halogen bulbs with a 70° horizontal flood range and a 30° vertical flood range. Made from high impact ABS with UV inhibitor. Special neoprene gasket keeps the weather out. Requires a 6" x 6 3/4" cut-out. (Lights are 4 3/4" D.) 50 watt, 12 volt, 3.91 amp. Pair.

12334 Guide Lights, Polar White #GL101-18 1



GOLIGHT RADIORAY SEARCHLIGHT

GOLIGHT RADIORAY FEATURES:

- **Exclusive Cr5 Pentabeam™ Technology** combines Golight's five-sided parabolic reflector with an axial filament bulb (Philips H-9, 65 Watt) to generate an extremely bright, virtually perfect beam of light to eliminate dark spots, cast a broad spectral pattern and reach distances of up to one-half mile. • **Remote Controlled Operation** — Wireless remotes control your spotlight up to 100' away (models 2000 and 7900), or dash-mount remote with 20' wiring harness (model 2020). • **370° Rotation with 120° Tilt** — Completely rotates in approx. 8 seconds on fast speed, 13 seconds on slow speed. • **400,000 Candlepower, 5.5 Amps.** • **UV Ray and Saltwater Resistant.** • **Weatherproof** for land and sea applications. • **3-Year Limited Mfr. Warranty.**

Radioray 12-volt DC searchlight with wireless programmable remote control:

Model 2000, permanent mount, with mounting hardware included. Size 7" x 7" x 6.5". White.

79268 RadioRay Permanent Mount #2000 6

Golight 2020 permanent mount search light with dash mounted remote:

Includes 20 ft. of wiring harness with quick disconnects, plus mounting hardware. 12 VDC. Size .

79271 Golight with Dash Mount Remote, White, 7" x 7" x 6.5" #2020 1



GOLIGHT®



STRIKER 3066 REMOTE CONTROLLED SEARCHLIGHT

With Wireless Dash-mount, And Hand-held Remote

The Stryker wireless searchlight features a 500,000 c.p. focused beam and a stylish, tough ASA chrome plated housing, plus Cr5 Pentabeam™ technology to generate an extremely bright, virtually perfect beam of light to eliminate dark spots, cast a broad spectral pattern and reach distances of up to one-half mile. Includes a wireless dash-mount remote, wireless hand-held remote, and a mounting system that utilizes a stainless steel mounting plate that under-locks to the light for a quick and simple installation. A 2 wire power connection to the light is all that's required for wiring. The controls feature 2-speed operation, and will turn the light on/off, and rotate the light 370° horizontally and 135° vertically. Bulb: Philips 9011. 65 watts, 5.5 amps. • Rockguard cover included. • Integrated 12-V DC high-torque motor. • UV ray and saltwater resistant. • Weatherproof for land and sea applications. • Waterproof remote transmitters. • RF programmable Super heterodyne receiver. • 5 year limited warranty.

14745 Striker w/Wireless Remote, Chrome #3066 1

RAY-LINE® 135 SL REMOTE CONTROL SPOTLIGHT




Rectangular, sleek, modern design—in tough, weather-resistant, corrosion-resistant, white thermoplastic housing! Sealed beam halogen bulb gives piercing light, 320° rotation and 75° vertical sweep. Integrally molded clutch allows light to operate against limit stops without damage. Easy-fit black control panel compliments instrument panel or fits any location. Panel has on-off switch and 8-way directional switch. Includes remote control and 15 ft. cable assembly. Measures 7 7/8" high, 100,000 candle power, 12-volt DC, 50 watts, 3.6 amps. Uses bulb 18753-0178.

762089 135 SL Remote Control Spotlight #60020-0000 1

ARCON REPLACEMENT BULBS


In Section C:	Interior Lights	Porch & Exterior Lights	Patio Lights	Flashlights	Spot & Flood Lights	Bulbs	Towing Lights	Vehicle Lights	Reflectors
---------------	-----------------	-------------------------	--------------	-------------	---------------------	-------	---------------	----------------	------------

REPLACEMENT BULBS



BULB #53
 CP (Candle Power) 1
 Volts 12
 Watts 1.4
 Amps 0.12

Format	Order #
CD/2	16751
Box/10	16750



BULB #57
 CP (Candle Power) 2
 Volts 12
 Watts 2.9
 Amps 0.24

Format	Order #
CD/2	16753
Box/10	16752

ARCON MINIATURE REPLACEMENT BULBS


Arcon provides the most commonly used miniature bulb types found in RV, marine, automotive and other applications. Some bulbs are also available boxed. Boxes include 10 bulbs. Refer to the bulb number when ordering.

Arcon offers a complete selection of bulbs for RV, Marine, and other popular applications.



BULB #67
 CP (Candle Power) 4
 Volts 12
 Watts 7.1
 Amps 0.59

Format	Order #
CD/2	16755
Box/10	16754



BULB #68
 CP (Candle Power) 4
 Volts 12
 Watts 7.1
 Amps 0.59

Format	Order #
CD/2	16756
Box/10	-

BULB CONVERSION CHART

Amps	=	Volts	÷	Ohms
	=	Watts	÷	Ohms
	=	Sq Rt of Watts	÷	Ohms
Ohms	=	Volts	÷	Amps
	=	Volts ²	÷	Watts
	=	Watts	÷	Amps ²
Volts	=	Amps	x	Ohms
	=	Watts	÷	Amps
	=	Sq Rt of Watts	x	Ohms
Watts	=	Volts	x	Amps
	=	Amps ²	x	Ohms
	=	Volts ²	÷	Ohms

For more information on Arcon Products, visit our website at www.arconelectrical.com.




BULB #71
 CP (Candle Power) -
 Volts 12
 Watts 10
 Amps 0.80

Format	Order #
CD/2	11971
Box/10	-



BULB #89
 CP (Candle Power) 6
 Volts 12
 Watts 7
 Amps 0.58

Format	Order #
CD/2	16757
Box/10	-



BULB #90
 CP (Candle Power) 6
 Volts 12
 Watts 7
 Amps 0.58

Format	Order #
CD/2	16759
Box/10	-



BULB #93
 CP (Candle Power) 15
 Volts 12
 Watts 12.5
 Amps 1.04

Format	Order #
CD/2	16760
Box/10	15752

ARCON REPLACEMENT BULBS

In Section C: Interior Lights | Porch & Exterior Lights | Patio Lights | Flashlights | Spot & Flood Lights | Bulbs | Towing Lights | Vehicle Lights | Reflectors



REPLACEMENT BULBS



BULB #94
 CP (Candle Power) 15
 Volts 12
 Watts 12.5
 Amps 1.04

Format	Order #	
CD/2	16761	
Box/10	-	-



BULB #193
 CP (Candle Power) 2
 Volts 14
 Watts 4.62
 Amps 0.33

Format	Order #	
CD/2	15753	
Box/10	-	-



BULB #194
 CP (Candle Power) 2
 Volts 12
 Watts 3.2
 Amps 0.27

Format	Order #	
CD/2	16800	
Box/10	16762	



BULB #211
 CP (Candle Power) -
 Volts 12
 Watts 8.2
 Amps 0.68

Format	Order #	
CD/2	16763	
Box/10	-	-



BULB #211-2
 CP (Candle Power) 12
 Volts 12
 Watts 8.2
 Amps 0.68

Format	Order #	
CD/2	16764	
Box/10	-	-



BULB #212-2
 CP (Candle Power) 6
 Volts 12
 Watts 6.8
 Amps 0.57

Format	Order #	
CD/2	16793	
Box/10	-	-

BULB CONVERSION CHART

Amps	=	Volts	÷	Ohms		
	=	Watts	÷	Ohms		
	=	Sq Rt	of	Watts	÷	Ohms
Ohms	=	Volts	÷	Amps		
	=	Volts ²	÷	Watts		
	=	Watts	÷	Amps ²		
Volts	=	Amps	x	Ohms		
	=	Watts	÷	Amps		
	=	Sq Rt	of	Watts	x	Ohms
Watts	=	Volts	x	Amps		
	=	Amps ²	x	Ohms		
	=	Volts ²	÷	Ohms		

For more information on Arcon Products, visit our website at www.arconelectrical.com.



BULB #906
 CP (Candle Power) 6
 Volts 12
 Watts 8.3
 Amps 0.69

Format	Order #	
CD/2	16765	
Box/10	15754	



BULB #912
 CP (Candle Power) 12
 Volts 12
 Watts 12
 Amps 1

Format	Order #	
CD/2	16801	
Box/10	15755	



BULB #921
 CP (Candle Power) 21
 Volts 12
 Watts 16.8
 Amps 1.4

Format	Order #	
CD/2	16802	
Box/10	16794	



BULB #922
 CP (Candle Power) 15
 Volts 12
 Watts 11.8
 Amps 0.98

Format	Order #	
CD/2	16795	
Box/10	-	-

ARCON REPLACEMENT BULBS

In Section C:	Interior Lights	Porch & Exterior Lights	Patio Lights	Flashlights	Spot & Flood Lights	Bulbs	Towing Lights	Vehicle Lights	Reflectors
---------------	-----------------	-------------------------	--------------	-------------	---------------------	-------	---------------	----------------	------------

REPLACEMENT BULBS



BULB #1003
 CP (Candle Power) 15
 Volts 12
 Watts 11.3
 Amps 0.94

Format	Order #	
CD/2	16768	
Box/10	16766	



BULB #1004
 CP (Candle Power) 15
 Volts 12
 Watts 11.3
 Amps 0.94

Format	Order #	
CD/2	16769	
Box/10	-	-



BULB #1016
 CP (Candle Power) 21
 Volts 12
 Watts 16.1
 Amps 1.34

Format	Order #	
CD/2	16770	
Box/10	-	-



BULB #1034
 CP (Candle Power) 32
 Volts 12
 Watts 21.6
 Amps 1.8

Format	Order #	
CD/2	16771	
Box/10	-	-



BULB #1073
 CP (Candle Power) 32
 Volts 12
 Watts 21.6
 Amps 1.8

Format	Order #	
CD/2	16772	
Box/10	-	-



BULB #1076
 CP (Candle Power) 32
 Volts 12
 Watts 21.6
 Amps 1.8

Format	Order #	
CD/2	16774	
Box/10	16773	



BULB #1139-IF
 CP (Candle Power) 15
 Volts 12
 Watts 12.5
 Amps 1.04

Format	Order #	
CD/2	16775	
Box/10	-	-



BULB #1141
 CP (Candle Power) 21
 Volts 12
 Watts 17.3
 Amps 1.44

Format	Order #	
CD/2	16777	
Box/10	16776	



BULB #1141-IF
 CP (Candle Power) 21
 Volts 12
 Watts 17.3
 Amps 1.44

Format	Order #	
CD/2	16778	
Box/10	-	-



BULB #1142
 CP (Candle Power) 21
 Volts 12
 Watts 17.3
 Amps 1.44

Format	Order #	
CD/2	16779	
Box/10	-	-



BULB #1143
 CP (Candle Power) 32
 Volts 12
 Watts 23.8
 Amps 1.98

Format	Order #	
CD/2	16780	
Box/10	-	-



BULB #1154
 CP (Candle Power) 21
 Volts 6
 Watts 15.8
 Amps 2.63

Format	Order #	
CD/2	16781	
Box/10	-	-

ARCON REPLACEMENT BULBS

In Section C: Interior Lights | Porch & Exterior Lights | Patio Lights | Flashlights | Spot & Flood Lights | Bulbs | Towing Lights | Vehicle Lights | Reflectors



REPLACEMENT BULBS



BULB #1156
 CP (Candle Power) 32
 Volts 12
 Watts 25.2
 Amps 2.1

Format	Order #
CD/2	16783
Box/10	16782



BULB #1157
 CP (Candle Power) 32
 Volts 12
 Watts 25.2
 Amps 2.1

Format	Order #
CD/2	16785
Box/10	16784



BULB #1157NA
 CP (Candle Power) 24
 Volts 12
 Watts 25.2
 Amps 2.1

Format	Order #
CD/2	16786
Box/10	-




BULB #1176
 CP (Candle Power) 21
 Volts 12
 Watts 16.1
 Amps 1.34

Format	Order #
CD/2	16787
Box/10	-



BULB #1383
 CP (Candle Power) -
 Volts 12
 Watts 18.5
 Amps 1.54

Format	Order #
CD/2	16788
Box/10	15758



BULB #1414
 CP (Candle Power) 6
 Volts 12
 Watts 5.5
 Amps 0.46

Format	Order #
CD/2	16804
Box/10	-

BULB CONVERSION CHART


Amps	=	Volts	÷	Ohms
	=	Watts	÷	Ohms
	=	Sq Rt of Watts	÷	Ohms
Ohms	=	Volts	÷	Amps
	=	Volts ²	÷	Watts
	=	Watts	÷	Amps ²
Volts	=	Amps	x	Ohms
	=	Watts	÷	Amps
	=	Sq Rt of Watts	x	Ohms
Watts	=	Volts	x	Amps
	=	Amps ²	x	Ohms
	=	Volts ²	÷	Ohms

For more information on Arcon Products, visit our website at www.arconelectrical.com.




BULB #1651
 CP (Candle Power) 3
 Volts 6
 Watts 3.6
 Amps 0.60

Format	Order #
CD/2	16789
Box/10	-




BULB #1847
 CP (Candle Power) 0.38
 Volts 6
 Watts 0.9
 Amps 0.15

Format	Order #
CD/2	16790
Box/10	-



BULB #1895
 CP (Candle Power) 2
 Volts 12
 Watts 3.2
 Amps 0.27


Format	Order #
CD/2	16792
Box/10	16791



BULB #3156
 CP (Candle Power) 32
 Volts 12
 Watts 25.2
 Amps 2.1

Format	Order #
CD/2	16797
Box/10	-

REPLACEMENT BULBS



BULB #3157
 CP (Candle Power) 32
 Volts 12
 Watts 25.2
 Amps 2.1

Format	Order #	
CD/2	16798	
Box/10	-	-




BULB #J12B
 CP (Candle Power) -
 Volts 12
 Watts 13
 Amps 1.08

Format	Order #	
CD/2	16814	
Box/10	-	-



BULB #J12B-IF
 CP (Candle Power) -
 Volts 12
 Watts 13
 Amps 1.08

Format	Order #	
CD/2	16805	
Box/10	-	-



BULB #JC10W
 CP (Candle Power) -
 Volts 12
 Watts 10
 Amps 0.84

Format	Order #	
CD/2	16747	
Box/10	-	-

12-VOLT GENERAL PURPOSE BULBS

Arcon 12-Volt general purpose bulbs are available 25-Watt or 50-Watt.

- 16809** 25-Watt, CD/2 #16809 10
- 16810** 50-Watt, CD/2 #16810 10

12-VOLT APPLIANCE BULB

Arcon 12-Volt 15-Watt appliance bulb fits range hoods and ovens.

- 16808** 15-Watt, CD/2 #16808 10



ARCON EMERGENCY BULB KIT

Arcon Emergency Bulb Kit features a see-through molded plastic cover that holds and protects bulbs. Package is 8" x 7" x 1 1/4" with a cover that slides off and on. Includes 13 bulbs:

- 3 - #57 clearance bulbs
- 1 - #67 license/courtesy bulb
- 2 - #194 clearance bulbs
- 1 - #906 interior/porch bulb
- 2 - #1003 interior/porch bulbs
- 2 - #1141 taillight/interior bulbs
- 2 - #1157 taillight/interior bulbs



16796 Emergency Bulb Kit #16796 1200

FLUORESCENT LIGHTS

ARCON 12-VOLT FLUORESCENT LIGHTS


Available in 16-watt or 30-watt with a sleek Euro-style design. Surface mount for easy installation; feature an on/off rocker switch. Lenses are easily removed for cleaning. Available in either a 16-Watt or 30-Watt light.

12-Volt Fluorescent Lights, CD/1:

- 13812** 16-Watt is 16 7/8" L x 4 3/8" W; 1 3/8" Tall, uses two 8-Watt, 12" F8T5/CW fluorescent tubes. Draws only 1.8 total amps #13812 10
- 13813** 30-Watt is 24" L x 6 1/2" W; 1 3/4" Tall, uses two 15-Watt, 18" F15T8/CW fluorescent tubes. Draws only 3.7 total amps #13813 12

Replacement Lights:

- 16749** 8W, 12" Tubes, F8T5/CW, Pk/2 #16749 10
- 16748** 15W, 18" Tubes, F15T8/CW, Pk/2 #16748 10
- 16815** 13W, 21" Tubes, F13T5/CW, Pk/2 #16815 36



LED REPLACEMENT BULBS

In Section C:	Interior Lights	Porch & Exterior Lights	Patio Lights	Flashlights	Spot & Flood Lights	Bulbs	Towing Lights	Vehicle Lights	Reflectors
---------------	-----------------	-------------------------	--------------	-------------	---------------------	-------	---------------	----------------	------------



HIGH EFFICIENCY LED LIGHTING

LED LIGHTING SOLUTIONS FOR BOATS OR RECREATIONAL VEHICLES

- Ecological - 12V DC
- Unmatched energy output
- Emits no heat
- Last more than 50,000 hours
- Emits no frequencies
- Recyclable; mercury and lead free
- Resist shocks and cold
- 1 year limited warranty



19259



16294



16312



16294



16294



16296



16311



16312



NO LIMIT LIGHTING!

How To Change Your Bulbs?

It is very easy to change your conventional bulbs with LED bulbs from LumiRV. All bases and connections are compatible. You simply have to match the bulb base with the correct LumiRV product as identified on the packaging.

Item #	Description	Color	# of LED	LED Luminous Flux (Lm)	LED Beam Angle	Wattage (W)	Luminous Flux (Lm)	Efficiency (Lm/W)	Electric current (mA)
16318	#194 bulb, 1.6W, T10 socket	Cold white	9	15 Lm	360°	1.6 W	55-65 Lm	38-41 Lm/W	130 mA
19259	#921 bulb, 1.6W, T15 socket	Cold white	9	15 Lm	360°	1.6 W	55-65 Lm	38-41 Lm/W	130 mA
16297	#1003 bulb, 1.1W, BA15S socket	Cold white	18	4 Lm	360°	1.1 W	58-72 Lm	49-59 Lm/W	92 mA
16298	#1004 bulb, 1.1W, BA15D socket	Cold white	20	4 Lm	360°	1.1 W	64-80 Lm	48-55 Lm/W	110 mA
16299	#1076 bulb, 1.3W, BA15D socket	Cold white	20	4 Lm	360°	1.3 W	64-80 Lm	48-55 Lm/W	120 mA
16294	#1141 bulb, 1.3W, BA15S socket	Cold white	20	4 Lm	360°	1.3 W	64-80 Lm	48-55 Lm/W	110 mA
16296	#1156 bulb, 1.3W, BA15S socket	Cold white	20	4 Lm	360°	1.3 W	64-80 Lm	48-55 Lm/W	110 mA
16311	#1157 bulb, 1.3W, BA15DY socket	Cold white	20	4 Lm	360°	1.3 W	64-80 Lm	48-55 Lm/W	110 mA
16312	#1383 bulb, 1.3W, BA15S socket	Cold white	24	4 Lm	360°	1.8 W	77-96 Lm	55-66 Lm/W	110 mA

* Socket supplied = BA15S (1073-1156-1141) , BA15D(1076),BA9S, WEDGE (T10)(194), FET10 32-46mm(211-212bulb) and G4(JC10) light.

info@lumirv.com • www.lumirv.com

LED REPLACEMENT BULBS • TUBES • LIGHT BAR

LIGHTS

C

In Section C:	Interior Lights	Porch & Exterior Lights	Patio Lights	Flashlights	Spot & Flood Lights	Bulbs	Towing Lights	Vehicle Lights	Reflectors
---------------	-----------------	-------------------------	--------------	-------------	---------------------	-------	---------------	----------------	------------



19264



16313



16314



16315



16317



16286



16342



16331 and 16322



16319 and 16320

Item #	Description	Color	# of LED	LED Luminous Flux (Lm)	LED Beam Angle	Wattage (W)	Luminous Flux (Lm)	Efficiency (Lm/W)	Electric current (mA)
19264	#3157 bulb, 1.9W, T25 socket, Black	Cold white	16	10 Lm	360°	1.9 W	160 Lm	83.33 Lm/W	160 mA
16313	#2099 vanity bulb, 0.8W, BA15S socket	Cold white	12	4 Lm	360°	0.8 W	48 Lm	45 Lm/W	110 mA
16314	#JC10-B tube bulb, 1.2W, G4 back pin	Cold white	9	15 Lm	120°	1.2 W	60-72 Lm	38-41 Lm/W	130 mA
16315	#JC10-S side bulb, 1.2W, G4 side pin	Warm white	6	15 Lm	120°	1.2 W	41-46 Lm	47-54 Lm/W	65 mA
16317	#JC10-RGB changing bulb, 1.4W, G4 side	Red/Grn/Blue	9	10-15 Lm	120°	1.4 W	41-46 Lm	47 Lm/W	100 mA
16280	Dome light 24LED kit w/6 univ. adaptors*	Cold white	24	5 Lm	120°	1.4 W	88-94 Lm	57-61 Lm/W	120 mA
16286		Warm white					82-88 Lm		
16342	Dome light 81 LED, 4.8W	Cold white	81	4-5 Lm	60°	4.8 W	315 Lm	75 Lm/W	400 mA
16331	MR11 bulb, 0.8W, GU4 socket	Cold white	18	5 Lm	30°	0.8 W	68 Lm	73 Lm/W	80 mA
16322		Warm white							
16319	MR16 bulb, 1.1W, GU5.3 socket	Cold White	21	5 Lm	30°	1.1 W	110 Lm	73 Lm/W	100 mA
16320		Warm White							

* Socket supplied = BA15S (1073-1156-1141) , BA15D(1076),BA9S, WEDGE (T10)(194), FET10 32-46mm(211-212bulb) and G4(JC10) light.

info@lumirv.com • www.lumirv.com



FLUORESCENT TUBE

Replacement tubes for fluorescent lights. Bulk.

18288 20 Watt, 24"
#F20T12CW 10

Thin-Lite®

THIN-LITE CIRCLINE FLUORESCENT TUBE

10347 8" Circ. Tube ,
22-Watt, 12-Volt
#FC8T9/CW 12



ANDERSON MARINE SUBMERSIBLE LIGHT BAR

Submersible identification bar light for over-80" applications. Stainless steel bar is corrosion-resistant with three sealed lights. Pre-wired with 60" lead wire; grounds through mounting hardware. Mounts on 8-1/2" centers.

12356 Sub. Light Bar #E151-3RL 6