

In Section G:	Tools	Fasteners	Window	Screen	Door Hardware	Locks	Baggage Door	Cabinet	Shelf & Table	Tie Downs	Trim/Molding	Seals	Gutter
---------------	-------	-----------	--------	--------	---------------	-------	--------------	---------	---------------	-----------	--------------	-------	--------

RV DESIGNER "PUSH" COMPARTMENT LOCKS 1"



"Push" Compartment Lock 1", Clamshell:

41768 Locking #L532 48

41770 Non Locking #L536 48

COMPARTMENT LOCK FINGER PULL

Convenient finger pull fits around standard RV compartment lock to make opening easier. Chrome.



46084 Finger Pull, Pk/2 #L539 1



JR PRODUCTS COMPARTMENT DOOR FINGER PULL

Rugged stainless steel for long-lasting durability. Designed as a universal fit and will make operating your compartment doors easier. Packaged.

45061 Metal Finger Pull #00195 1

MASTER RESET TABLE COMBINATION PADLOCK

Personally program 4-digit combination with thousands of possible settings. Positive action change key permits quick resetting. Automatic tamper guard of hardened steel blocks keyway. Solid brass case, 1" vertical and horizontal clearances, 5/16" thick brass shackle.




753645 Resettable Combination Padlock #175BDSPT 4

MASTER PADLOCK

1 1/2" wide laminated case. Pin tumbler security. Exclusive dual steel levers lock both sides of case-hardened, 9/32" diameter steel shackle. Clearances: vertical 3/4", horizontal 5/8". Two brass keys, thousands of changes.



40278 Padlock #3D 4



JR PRODUCTS COMPARTMENT DOOR TRIGGER LATCHES

High quality steel provides both security and durability. Replacement for any latch of the same configuration and basic size. Most commonly connected to a center mount operator assembly, using specially designed rods or with universal adjustable cables. Includes mounting screws.

END MOUNT

Mounting hole: 45109 - 2" on center; 45110 - 3" on center. Black. Packaged.

Compartment Door Trigger Latch - End Mount:

45109 2" Trigger Latch #10935 24

45110 3" Trigger Latch #10945 18

FLUSH MOUNT

Mounting Hole: 1.343" x 1.87". Packaged.

45126 Flush Mount Trigger Latch, Black #11705 24

OFFSET MOUNT

Mounting Hole: 3" on center. Packaged.

45127 Offset Mount Trigger Latch #11715 18

CABLE ASSEMBLY

Used on any latch assembly. High quality stainless steel construction and zinc plated, hinged pivot end assemblies make these cables a perfect replacement. Universal replacement with one open end that can be cut to any desired length and secured using our Trigger Latch Cable Adjuster, Part #45113. Packaged.

Compartment Door Trigger Latch - Cable Assy:

45111 36" Cable Assembly #10955 24

45112 60" Cable Assembly #10965 24

CABLE ADJUSTER

Used to secure any standard cable. Simply run the cable through the lug and tighten allen screw, then trim any excess cable. Packaged.

45113 Cable Adjuster #10975 24



JR PRODUCTS HATCH INSTALLATION KIT

Installation kit with everything you need to replace or install a hatch. Includes premium butyl tape and screws for a proper seal.

65439 Small Installation Kit (25" butyl tape & 12 screws) #04205 36

65440 Large Installation Kit (36" butyl tape & 10 screws) #04195 36



JR PRODUCTS SASH LOCK

Often found in RV applications where doors or glass partitions come together. Made of durable steel with a chrome finish. The locking mechanism is spring assist to make latching easier. Includes mounting screws.

45128 Sash Lock, Packaged #11725 24



JR PRODUCTS 2" BRASS BEAD CATCH

Used in any type of cabinet door. Its tension can be adjusted by simply tightening or loosening the adjustment screw on each side of the base. The post can be mounted to catch from the top of the base or from the side. Includes mounting screws.

45283 Bead Catch, Pk/2 #70535 24



JR PRODUCTS BRASS SURFACE BOLT

Used for added security to any door or cabinet. Includes two types of strikes and screws to fit any application.

45207 3" Surface Bolt, Packaged #20635 24


**RV DESIGNER
BAGGAGE DOOR CATCH**

Catch flips open to hold upward opening baggage compartment door in open position. Spring returns catch to closed position when not in use. E211-4 is plastic 2-1/2" x 1". E215 is long lasting stainless steel. 2-1/2" x 1/2".

Baggage Door Catch, Screws included:

- 46092** Beige, Pk/2 #E213 1
- 44840** Black, Pk/2 #E210 72
- 44356** Col. White, Pk/2 #E209 84
- 46817** Grey, Pk/2 #E214 1
- 46093** Stainless Steel, Pk/2 #E215 1
- 44369** S. Steel, Each #E2151 1
- 46091** White, Pk/2 #E211 1



Holds baggage door open. Plastic.

Baggage Door Catch, Squared, CD/2:

- 44339** Beige #E208 1
- 44338** Colonial White #E206 1
- 41820** White #E212 1


**RV DESIGNER
BRASS BEAD CATCH**

2" catch with adjustable, spring-loaded ball action. Strike may enter from front or side. 1-7/8" x 3/8". Brass finish. Screws included. 2/pk.

- 46122** Brass Bead Catch #H221 1



**JR PRODUCTS
BAGGAGE DOOR CATCHES**

Original replacement baggage door catches. Can be mounted above or beside doors. Easily mounts to any exterior to hold open baggage doors while loading and unloading. Specially designed spring-loaded clip holds doors securely and lays flat when not in use. Stylish look adds to your RV's appearance.

BULLET STYLE

Bullet Style, Baggage Door Catch, with mounting screws, Pk/2:

- 41255** Beige #10254 1
- 41250** Black #10224 1
- 41252** Gray #10244 36
- 41251** Polar White #10234 1


SQUARE STYLE

- Original replacement.
- Mounting screws included.

Square Style Baggage Door Catches, Pk/2

- 48751** **NEW!** White #10355 24
- 45078** Stainless Steel #10245 24


**RV DESIGNER
HATCH LOCK**

Used on water, electric, gas hatches etc. "Cam" size is the length of the blade.

Clamshell packaging: 3" W x 5" H x 1" D, C:

- 44842** 1-1/8" Hatch Lock with 1-1/8" cam, 5/8" barrel #L100 1
- 44843** Hatch Lock with 5/8" cam, 5/8" barrel #L110 1
- 44844** Replacement Key, Code 751, Pk/2 #L200 1



RV DESIGNER LOCKS
WEATHER RESISTANT CAM LOCKS

These locks are weather resistant, have smooth movement, included straight and offset cam to fit most RV applications, and are mfr. guaranteed for life. Cam locks come with a key.

ECONOMY VERSION

Weather Resistant Cam Lock with Key:

- 44509** 5/8" Cam Lock #L425 12
 - 44519** 7/8" Cam Lock #L427 12
 - 44537** 1 1/8" Cam Lock #L428 12
- Weather Resistant Thumb Turn Lock:*
- 44560** 5/8" Thumb Turn #L445 12
 - 44561** 7/8" Thumb Turn #L447 12
 - 44562** 1 1/8" Thumb Turn #L448 12


DELUXE VERSION

Weather Resistant Cam Lock with Key:

- 41301** 5/8" Cam Lock #L545 1
- 41303** 7/8" Cam Lock #L547 1
- 41304** 1 1/8" Cam Lock #L548 1
- 49349** 1 1/2" Cam Lock #L549 12
- 44852** 2" Cam Lock #L550 1

Weather Resistant Thumb Turn Lock:

- 41293** 5/8" Thumb Turn #L525 1
- 41297** 7/8" Thumb Turn #L527 1
- 41299** 1 1/8" Thumb Turn #L528 1
- 44847** 1 1/2" Thumb Turn #L529 180

BAGGAGE DOOR & CABINET HARDWARE

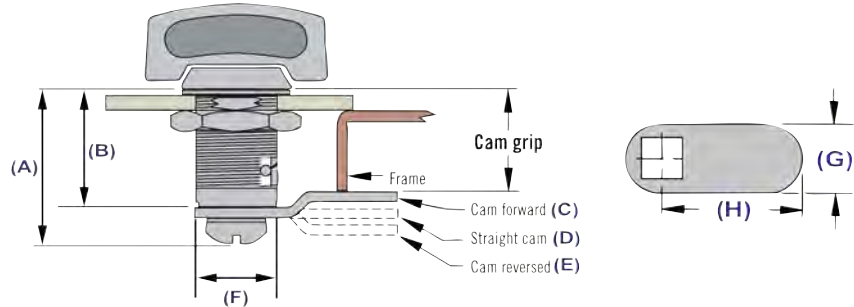
**HARDWARE
& TOOLS**

G

In Section G: Tools Fasteners Window Screen Door Hardware Locks Baggage Door Cabinet Shelf & Table Tie Downs Trim/Molding Seals Gutter



JR PRODUCTS HATCH/COMPARTMENT DOOR LOCKS AND LATCHES



Coast Part Number	MFG Part Number	(A) Total Length	(B) Housing Length	(C) Cam Grip Cam Forward	(D) Cam Grip Cam Straight	(E) Cam Grip Cam Reversed	(F) Housing Diameter	(G) Cam Width	(H) Cam Length	Lock Type
43026	00E00	7/8"	1/2"	5/8"	n/a	n/a	0.69"	5/8"	5/8"	Key
43018	00100	7/8"	9/16"	5/8"	n/a	n/a	0.69"	5/8"	1-1/8"	Key
45053	00115	1"	3/8"	1/2"	5/8"	3/4"	0.74"	5/8"	1-1/2"	Thumb
45054	00125	1-1/4"	1/2"	3/4"	7/8"	1"	0.74"	5/8"	1-1/2"	Thumb
45055	00135	1-3/8"	3/4"	7/8"	1-1/8"	1-3/8"	0.74"	5/8"	1-1/2"	Thumb
45056	00145	1-3/4"	1"	1-1/4"	1-3/8"	1-1/2"	0.74"	5/8"	1-1/2"	Thumb
45057	00155	1"	3/8"	1/2"	5/8"	3/4"	0.74"	5/8"	1-1/2"	Key
45058	00165	1-1/4"	1/2"	3/4"	7/8"	1"	0.74"	5/8"	1-1/2"	Key
45059	00175	1-3/8"	3/4"	7/8"	1-1/8"	1-3/8"	0.74"	5/8"	1-1/2"	Key
45060	00185	1-3/4"	1"	1-1/4"	1-3/8"	1-1/2"	0.74"	5/8"	1-1/2"	Key
45065	00255	1-1/2"	15/32"	n/a	7/8"	n/a	0.99"			Key
45066	00265	1-1/2"	15/32"	n/a	7/8"	n/a	0.99"			Push
48307	433PW-A	7/8"	17/32"	n/a	5/8"	n/a	0.65"	3/4"	1-1/2"	Thumb



COMPARTMENT DOOR PUSH LATCHES

- Original replacement;
- Push button action;
- Packaged.

Compartment Door Push Latch:

- 45065** Locking #00255 24
- 45066** Non-Locking #00265 24



COMPARTMENT DOOR KEY LOCK

- Original replacement; • Automotive style lock for a longer life; • Packaged.

- 45057** 5/8" Key Lock #00155 24
- 45058** 7/8" Key Lock #00165 24
- 45059** 1-1/8" Key Lock #00175 24
- 45060** 1-3/8" Key Lock #00185 24

HATCH KEY LOCK

- Original replacement
- 751 keyed
- Packaged.

- 43026** 5/8" Cam #00E00 1
- 43018** 1-1/8" Cam #00100 1



COMPARTMENT DOOR THUMB LOCK

- Original replacement; • Automotive style lock for a longer life; • Packaged.

- 45053** 5/8" Thumb Lock #00115 24
- 45054** 7/8" Thumb Lock #00125 24
- 45055** 1-1/8" Thumb Lock #00135 24
- 45056** 1-3/8" Thumb Lock #00145 24

HATCH THUMB LOCK

- Original replacement;
- Polar white;
- Packaged.

- 48307** Thumb Lock #433PW-A 1



FJM SECURITY PRODUCTS COMBI-CAM

COMBINATION CABINET LOCK



Pick a combination that is easy for you to remember. You can be assured that your number is secure with over 1,000 combinations possible.

Durable All-metal Construction

The Combi-Cam is the best quality cam lock with all solid Die-cast zinc components

Easy to Use

The Combi-Cam is very easy to use. Simply give another person the 3 digit number to open the cam. The 3 dial access is a big improvement over the "gym locker" Dial System because it is more secure and does not require confusing sequential steps. With the Combi-Cam, if you are off one number, simply correct that number... NO NEED TO START OVER AGAIN (which is VERY frustrating!):

The Old Gym Locker Dial System- 12 right, 8 left, 17 right. If your finger slips or you don't

dial it just right START OVER. The Combi-Cam system - OPENS UP THE FIRST TIME, EVERY TIME.

Easy to Recombine

The Combination Cabinet Lock is the easiest Cam Lock to recombine and only takes seconds. You do not need any special tools or a mechanical degree to open the Combi-Cam. Simply follow the below easy, quick instructions: • Have the Combi-Cam set on the combination that opens the Cam. • Using a paper clip, push the set screw in while setting to the new combination. • Release change button after desired number is dialed in. • And that is all!

Combi-Cam Lock, 1-1/8" cylinder length (Material thickness up to 7/8"):

48812 Chrome #7850R-L 100

48813 Black #7850R-L-BLACK 100

Combi-Cam Lock, 7/8" cylinder length (Material thickness up to 5/8"):

48814 Chrome #7850R-M 100

48815 Black #7850R-M-BLACK 100

Combi-Cam Lock, 5/8" cylinder length (Material thickness up to 3/8"):

48816 Chrome #7850R-S 100

48817 Black #7850R-S-BLACK 100



• Comes with three cams, (short & long straight cam, and offset cam).
• Easily replaces #751 keyway



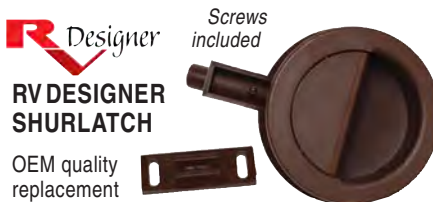
45275; Strike only

JR PRODUCTS SHUR-LATCH

Surface mount cabinet/door latch. Installed by using its two-piece design to create a strong base that resists stress from the opening and closing operation. Diameter: 2.5". Packaged. Includes mounting screws.

45273 Shur-Latch #70315 20

45275 Repl. Strike only #70335 24



RV DESIGNER SHURLATCH

OEM quality replacement part. Round, positive latch mechanism for cabinets or light interior doors. Requires 2-1/4" hole in door. Dark brown molded. Plastic.

46138 Shurlatch Pk/1 #H261 36


47399 Strike Only, Pk/2 #H229 1

JR PRODUCTS PUSH-TO-OPEN TOUCH CATCH



Mounts inside the door and provides a secure closure. Operated by simply pushing on the cabinet door to release the catch, then by closing the cabinet to secure it. Adjustable for a variety of applications. Packaged.


45279 Push-To-Open Touch Catch, with mounting screws #70455 24



JR PRODUCTS PULL-TO-OPEN CABINET CATCH

Used on many cabinet doors. Installed inside the door--the enclosed screws then protrude to the outside where a single-hole cabinet knob is attached. Includes a variety of application screws to fit most door widths. Operated by simply pulling on the cabinet knob to release the catch.

45276 Cabinet Catch, Pk/2 #70395 36



JR PRODUCTS LOCKABLE DRAW PULL LATCH

• Used on multiple applications including cargo and light entry doors, engine covers.
• Constructed of nickel plated steel.

Lockable Draw Pull Latch, Pk/1:

48753 3" #11805 24

48752 4" #11795 36



JR PRODUCTS ROLLER COMPARTMENT DOOR CATCH

• Holds the door open against the sidewall.
• Constructed of stainless steel to prevent rusting. • One catch per door is all that is needed. • Mounting screws included.

48785 Roller Compartment Door Catch, Pk/1, 0.09 Lb #70185 24

CABINET HARDWARE

HARDWARE & TOOLS

G

In Section G:	Tools	Fasteners	Window	Screen	Door Hardware	Locks	Baggage Door	Cabinet	Shelf & Table	Tie Downs	Trim/Molding	Seals	Gutter
---------------	-------	-----------	--------	--------	---------------	-------	--------------	---------	---------------	-----------	--------------	-------	--------



RV DESIGNER LATCHES



DRAW PULL LATCH

Often used on 2-section entry doors for folding campers, or for cargo compartments. 1-3/4" x 3", zinc. Screws included.

46090 Draw Pull Latch, Pk/1 #E201 1

TOUCH LATCH

Press to open, press to close. 1-1/4" x 1". Zinc finish body, plastic catch. Screws included.

46123 ^{LS} Touch Latch, Pk/1 #H223 1

CABINET DOOR & DRAWER PUSH LATCH

Used to hold cabinet doors & drawers closed.

Push Latch (With small and large catch):

48098 5 pound #H315 1

44839 10 Pound #H316 84

48097 Repl. Strike Only (For H315-H316; 1 small, 1 large) #H317 1



JR PRODUCTS CONCEALED POSITIVE CATCH

Exact replacement for several cabinet overhead doors. Constructed of durable, long-lasting plastic and is easily adjusted to provide a secure fit.

45274 Positive Catch, with mounting screws, Packaged #70325 36

RV DESIGNER POSITIVE CATCH



Positive action cabinet catch. All plastic. 2" x 1-1/2". Brown. Screws included.

46125 Positive Catch, Pk/1 #H227 48

47399 Strike Only, Pk/2 #H229 1



RV DESIGNER CATCHES



ROLLER CATCH WITH CLIP

Double roller cabinet catch, 1" x 1". Zinc.

46109 Roller Catch, Pk/2 #H203 1

DOUBLE BARREL FRICTION CATCH

46117 1-3/4" x 1/2", White w/Metal Clip, Pk/6 #H215 1

46120 1" x 1/2" w/Nylon Clip, Pk/6 #H217 1



FRICTION CATCH

Cabinet catch with plastic body & metal clip. 7/8" x 3/4". Screws included.

46111 Friction Catch, Pk/2 #H205 1



ROLLER CATCH WITH PRONG

Double roller cabinet catch, 1-1/4" x 1". Antique finish. With screws.

46108 Roller Catch, Pk/2 #H201 1



BULL DOG CABINET CATCH

Right angle mount Bull Dog cabinet catch. 1-3/4" x 3/4". Antique finish, screws included.

46121 Bull Dog Catch, Pk/2 #H219 12



JR PRODUCTS CATCHES



DOUBLE ROLLER CABINET CATCH

Used on any style of cabinet or door; adjustable to provide a great fit.

45267 Cabinet Catch, with mounting screws, Pk/2 #70225 24

BARREL CATCH W/NYLON CLIP

Used for any style of cabinet door. 100% polypropylene for a durable, lasting application. Sturdier than typical barrel catches, since the mounting screws are installed in the barrels themselves increasing their strength.

45264 Barrel Catch, Pk/6 #70195 24

BARREL CATCH W/METAL CLIP

Used on any style of cabinet door to provide a secure closure. Easy to install using the included screws and adjustable to provide a perfect fit.

45265 Barrel Catch, with mounting screws, Pk/6 #70205 24

FRICTION CATCH W/METAL CLIP

Used on any style of cabinet or door to provide a secure closure.

45266 Friction Catch, with mounting screws, Pk/2 #70215 24

DOUBLE ROLLER CATCH W/PRONG

Can be installed on any style of door or cabinet to provide a positive catch. Strong catch made of durable steel and plastic rollers and adjustable for a great fit.

45268 Cabinet Catch, with mounting screws, Pk/2 #70235 24

BULL DOG CATCH

Concealed cabinet catch. Uses a specially designed post/socket system to provide a secure closure; adjustable for a good fit.

45272 Bull Dog Catch, with mounting screws, Pk/2 #70305 24


SURFACE MOUNT MAGNETIC CATCH


Universal magnetic catch. Includes a flat and a 90° angled strike plate. Works on any door or cabinet application where a passive closure is needed. Packaged.

45271 Magnetic Catch, with mounting screws #70275 24

SIDE MOUNT MAGNETIC CATCH

Used for any style of door or cabinet to provide a passive closure. Adjustable to make your installation easy and effortless.


45270 Magnetic Catch, with mounting screws, Pk/2 #70265 24


**RV DESIGNER
MAGNETIC
CATCHES**

Plastic catch with magnets. Screws included.

46115 1-3/4" x 3/4" w/Flat Plate, Pk/2 #H213 1

47400 1-3/4" x 1/2" w/Flat & Right Angle Plate, Pk/1 #H210 1


**JR PRODUCTS
CABINET CATCH & STRIKES**

Exterior mounted; includes 4 various depths of strike (5/8", 3/4", 7/8" and 1" strikes) to accommodate most door widths. Packaged.

45280 Catch & Strikes #70485 24

45281 Catch & Strikes #70495 26

45282 Catch & Strikes #70505 1

**JR PRODUCTS
CABINET CATCH**



45277
(Strike included)



Secure concealed catch used on many styles of cabinets and doors. Operated by pulling on the cabinet then latches securely into place when the cabinet is closed. Includes mounting screws. Packaged.

45277 Cabinet Catch & Strike #70435 24

45278 Repl. Strike Only #70445 24


**RV DESIGNER
POSITIVE LATCH
WITH 4 STRIKES**

Positive action keeps doors closed while vehicle is in motion. Includes 3/8", 1/2", 5/8", & 3/4" strikes to fit most door thicknesses. Screws included. Antique Finish. Pk/1.

46133 2-3/4" x 3/8" #H243 48

46132 4 x 1-3/8" #H241 48

46134 2-3/4" x 1-3/4" #H245 48

**RV DESIGNER
FACE FRAME
HINGE**

Clam Shell Packaging. Pack of 2.

43978 Face Frame Hinge #H230 12

**AP PRODUCTS
SELF-CLOSING
HINGE FOR 3/8" INSET**

Self-closing hinge for 3/8" inset overlapping door, steel. Antique English Finish.

42543 Antique, 3/8" Inset, Pk/2 #013-048 10

SPRING SUPPORT HINGE

Self-aligning, adjustable tension supports a door weighing up to 7 pounds. 3/8" inset on doors. Brass finish. Pk/1.

42310 3/8" Hinge #H-100BB 5

**JR PRODUCTS
CABINET PULL**

Used with Mfr# 70395 (Coast#42057) or anywhere a cabinet pull is used.

Cabinet Pull, Pk/2:

42030 Antique Brass, 1-1/8" #70375 24

42057 Brass, 1-1/4" #70385 24



In Section G:	Tools	Fasteners	Window	Screen	Door Hardware	Locks	Baggage Door	Cabinet	Shelf & Table	Tie Downs	Trim/Molding	Seals	Gutter
---------------	-------	-----------	--------	--------	---------------	-------	--------------	---------	---------------	-----------	--------------	-------	--------



JR PRODUCTS ROLLER CATCH

Will work on any style of cabinet door or anywhere a roller friction catch is needed.

45269 Roller Catch, with mounting screws, Pk/2 #70255 24

JR PRODUCTS HEAVY DUTY ROLLER CATCH



• Used for any style cabinet door. • Mounting screws included. • Roller is .63" wide.

41643 Heavy Duty Roller Catch, Packaged #70245 24




RV DESIGNER CATCHES

CONCEALED ROLLER CATCH

Single roller cabinet catch, 1-1/4" x 1-1/2". Zinc, screws included.

46112 Roller Catch, Pk/2 #H207 1



CONCEALED POSITIVE CATCH

Positive catch keeps cabinet doors closed. Just pull on knob to open. Four bolt lengths are included so catch will work with most door thicknesses.

Bolts have 8/32 threads to accept standard cabinet knob. (Knob not included.) Reversible strike works with flush or inset doors. Works on drawers too. Zinc. Mounting screws included.

46124 Positive Catch, Pk/2 #H225 1

HEAVY DUTY ROLLER CATCH

Large roller catch for extra large cabinets and interior doors. Steel construction, perma brite zinc finish. No mortising or boring, easily applied. 1-3/4" overall length.

46176 Roller Catch, Pk/1 #H559 1



RV DESIGNER HINGES

FREE-SWINGING HINGE

Self-closing hinge for flush (not inset) cabinet doors. 1-3/4" W x 2-3/4" high. Screws included.

46128 Antique, Pk/2 #H233 1

46130 Brass, Pk/2 #H237 1

FREE-SWINGING HINGE

Free-swinging hinge for flush (not inset) cabinet doors. 1-3/4" W x 2-3/4" H. Screws included.

46129 LS Antique, Pk/2 #H235 1

46131 Brass, Pk/2 #H239 1

CABINET DOOR HINGES

Nickel plated. Pk/2.

41780 Free Swinging Hinge #H240 1

41781 Self Closing Hinge #H238 1

NON-MORTISE HINGES

Thin hinge typically used between panels of bi-fold doors. 3-1/2" x 1-1/4", brass finish, without screws.

46170 3.5" Hinges, Pk/2 #H511 1

SUPPORT HINGE

Hinge holds upward opening cabinet doors in open position. 3-3/4" x 1-3/4". Brass finish.

46126 Support Hinge (Screws included), Pk/2 #H231 48



SPRING HINGE

40403 Spring Hinge #H251 1




JR PRODUCTS NON-MORTISE HINGE

The standard Non-Mortise Hinge can be used anywhere a flush fit hinge is needed.

43252 Chrome, with mounting screws, Pk/2 #70645 24



JR PRODUCTS HINGES



SELF CLOSING FLUSH MOUNT HINGE

Spring loaded to provide a constant pressure on the cabinet door both keeping closed and also assisting the catch by keeping pressure on it while closed. Includes mounting screws.

Self Closing Flush Mount Hinge:

45287 Antique Brass, Pk/2 #70585 24

45288 Brass, Pk/2 #70595 24

45286 Chrome, Pk/2 #70575 24

FREE SWING FLUSH MOUNT HINGE

Universal replacement for any flush mount application. Includes mounting screws.

Free Swing Flush Mount Hinge:

45289 Antique Brass, Pk/2 #70605 24

45290 Brass, Pk/2 #70615 24

45293 Chrome, Pk/2 #70655 24

3-1/2" NON-MORTISE HINGE

Used anywhere a flush fit hinge is needed. Often used in bi-fold doors. Includes mounting screws.

Non-Mortise Hinge:

45291 Brass, Pk/2 #70625 24

45292 Chrome, Pk/2 #70635 24



SPRING SUPPORT HINGE

Commonly used on overhead cabinet doors to assist in lifting and holding the door in an open position. Includes mounting screws.

45295 Spring Hinge, Pk/2 #70705 24

CABINET KNIFE HINGE

Concealed hinge used in many cabinet door applications. Provides a spring assisted closure system to assist in holding the cabinet door shut. Can be installed on any cabinet door.

45294 Knife Hinge, with mounting screws, Packaged #70695 24

In Section G:	Tools	Fasteners	Window	Screen	Door Hardware	Locks	Baggage Door	Cabinet	Shelf & Table	Tie Downs	Trim/Molding	Seals	Gutter
---------------	-------	-----------	--------	--------	---------------	-------	--------------	---------	---------------	-----------	--------------	-------	--------


**RV DESIGNER
CABINET DOOR
ACCESSORIES**
6-1/4" CABINET DOOR SUPPORTS

Spring loaded, plastic and metal, to hold overhead doors open.

6-1/4" Door Support, Spring Loaded, Pk/ 2:


41779 Plastic & Metal #H279 48

48294 Plastic #H277 36

DOOR STRUT

Used to hold spring-loaded cabinet doors in open position. 6-1/4" long. Screws included.

46140 6 1/4" Door Strut, Spring Loaded, Pk/2 #H271 36


**RV DESIGNER
DRAWER SLIDE SOCKETS**

Sockets mount at back of cabinet to support sidemounted metal drawer slides. 2-1/8" x 1-3/4" adjustable base with 2-1/2" long socket. Includes 1 left & 1 right socket with screws.

46165 "C" Shape Set, Set/1 #H305 1

46166 "?" Shape Set, Set/1 #H307 1

**SMALL "C"
SHAPE**

Small "C" shape. Fits 7/8" slide. Clamshell, Set/1.

48284 Drawer Slide Sockets #H306 12

**RV DESIGNER
DOOR/DRAWER
BUMPERS**

Self-stick, clear bumpers cushion cabinet doors, drawers, etc. 1/2" diameter.

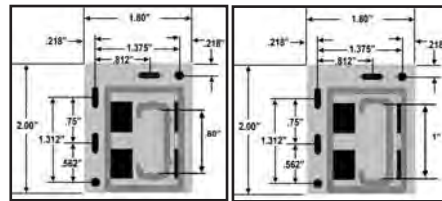
46158 Bumpers, Pk/12 #H291 1


**JR PRODUCTS
CABINET DOOR STRUT**

Spring loaded to provide a positive lift when the cabinet door is opened. Found on many RV cabinet doors and easily replaced using the enclosed screws. Sold in pack of 2.

45284 Metal Door Strut #70545 1

45285 Plastic Door Strut #70555 18


**JR PRODUCTS
DRAWER SLIDE
SOCKET SETS**

DRAWER SLIDE SOCKET SET

Identified by looking at its opening where it resembles a question mark (?). Adjustable socket for a universal application. Includes mounting screws. Packaged.

45296 Slide Socket Set #70715 24

DRAWER SLIDE SOCKET SET

Identified by looking at its opening where it resembles a "C" shape. It is an adjustable socket for a universal application. Includes mounting screws.

Slide Socket Set, Packaged:

45297 Small (C=0.8") #70725 24

45298 Large (C=1") #70735 24


**JR PRODUCTS
UNIVERSAL
DRAWER SLIDE KIT**

Includes everything you need to replace or install a single bar slide to your drawer. Track is 23-7/8" long. Packaged.

45300 Drawer Slide Kit #70995 20

DRAWER SLIDE REPAIR KIT

Universal replacement drawer slide kit contains all of the plastic replacement parts needed to repair a sliding cabinet or desk drawer.

45299 Repair Kit, with mounting screws, Packaged #70985 1

**JR PRODUCTS
1/2" DOOR/DRAWER
BUMPERS**

Universal clear bumpers are commonly used inside cabinet doors and drawers to provide protection from wear and as an anti rattle device.

45302 Door/Drawer Bumpers, Pk/12 #71015 24


**JR PRODUCTS
CABINET DRAWER LOCK**

This standard drawer lock kit keeps the cabinet or desk drawer from being completely removed by accident. It provides a secure stop on the back lip of the drawer and can be easily released by lifting the drawer.

45301 Drawer Lock, with mounting screws, Pk/2 #71005 36

**RV DESIGNER
DRAWER LOCK**

2" long. Keeps drawers closed while driving.

46230 Drawer Lock, Pk/2 #H309 1

In Section G:	Tools	Fasteners	Window	Screen	Door Hardware	Locks	Baggage Door	Cabinet	Shelf & Table	Tie Downs	Trim/Molding	Seals	Gutter
---------------	-------	-----------	--------	--------	---------------	-------	--------------	---------	---------------	-----------	--------------	-------	--------



41116



BRD SUPPLY BALL BEARING DRAWER SLIDES

41152

Exclusive!
41915

Give your RV that residential "feel" with BRD's 45mm ball bearing slides. These quality slides are full extension, 100-lb. capacity and have met the ANSI BIFMA testing required by the housing industry.

Pair (With hardware):

- 41116 12" #D412 6
- 41123 14" #D414 6
- 41124 16" #D416 6
- 41127 18" #D418 6
- 41145 20" #D420 6
- 41148 22" #D422 6
- 41151 24" #D424 6

FLOATING BACKSOCKET


Floating backsockets allow ball bearing slides to float from side to side to prevent binding and breaking. Each time the drawer is opened and closed the backsocket automatically re-aligns to accommodate movement of the RV.

- 41915 Floating Backsocket, L/R (With mounting hardware) #D400 12

STATIONARY BACKSOCKET

All steel backsocket for ball bearing slides. Backsocket allows the drawerslide to be mounted when no cabinet sides exist.

- 41152 LS Stationary, Pair (With mounting hardware) #45602 12



41053



BRD SUPPLY TRAVEL LOCK DRAWER SLIDES

BRD offers a European style drawer slide with the RV front Drop Lock feature. Drawer slides allow the drawer to lift up and glide out on two solid stud acetal rollers. Single captive design allows the slide to adjust to the constant movement of an RV. These slides allow easy installation with a front tab mounting feature.



41109

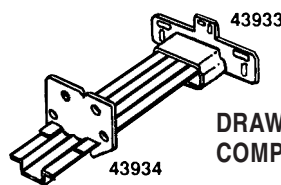
Set of 4 (With mounting screws):

- 41053 12" #D312 6
- 41070 14" #D314 6
- 41078 16" #D316 6
- 41079 18" #D318 6
- 41091 20" #D320 6
- 41093 22" #D322 6
- 41106 24" #D324 6

BACKSOCKETS


Backsockets with mounting screws. "C" shaped.

- 41109 LS Adjustable, L/R #10025 12



DRAWER COMPONENTS

- 43933 Rear Mounting Brackets, Bag/6 #GR-ENDSOCKET 1
- 43934 Rear Drawer Slides, Bag/6 #TRACK-HOLDER 1



RV DESIGNER DRAWER SLIDE SOCKETS



• Metal. • Clam Shell Packaging. • Pack of 2.

- 43979 1-7/8" #H325 12
- 43980 1-1/2" #H326 12



JR PRODUCTS 90° ANGLE BRACKETS

Small enough for easy concealment and the center gusset adds extra strength and stability. Constructed of high-quality steel and won't break or be affected by temperature changes. Great replacement for plastic brackets found in many RV and marine applications.

- 45125 Multi-Purpose Angle Brackets (with four brackets and eight #6 x 1/2" Pan head screws), Pk/4 #11695 24

JR PRODUCTS TABLE LEAF SUPPORTS



These models come with the patented Saf-T-Ring release, which eliminates any sharp corners on the release handle making them even easier to operate.



- 43229 6" Leaf Support #20755 24
- 43233 12" Leaf Support #20765 32

RV DESIGNER DRAWER SLIDE KIT



Silent drawer action, 3 point suspension. Plastic parts can be stapled or screwed. Track is heavy-gauge hardened aluminum. For drawers up to 24" deep.

- 46164 complete set includes 1 drawer slide, 1 rear socket, 2 corner slides & 1 24" rail. Rail may be cut, screws included.
- 46159 Drawer Repair Kit includes 1 drawer slide, 1 rear socket, and 2 corner slides for repairs where drawer slide is already in place.

- 46164 Single-Track Drawer Slide Kit, Pk/1 #H303 36
- 46159 Drawer Repair Kit, Pk/1 #H301 48




TABLE SUPPORT

30.25" extruded aluminum wall table support. One piece mounts on side wall, the other mounts on edge of table. Ledge on wall section lets table rest for easy installation.



- 40354 Table Support #CDS-40354 30


**RV DESIGNER
BUNK LATCH**

Often used to secure fold-down bunks in up position. 3-1/2" x 1-3/4". Brass finish, screws included. Sold each.

46169 Brass Bunk Latch #H509 1


**JR PRODUCTS
FOLD-OUT BUNK CLAMPS**

Standard equipment on many models with slide-out or fold out bunk rooms. Provides secure pressure on the slide out units and are easy to operate. Dim.: 3.5" from mounting hole to end (for Coast#45220-45221); 4.5" from mounting hole to end (for Coast#45222).

Fold-Out Bunk Clamp, with mounting screws, Packaged:

45220 White #20775 18
45221 Zinc #20785 18
45222 Extended Zinc #20795 18


**RV DESIGNER
FOLD-OUT
BUNK CLAMP**

Secures fold-out bunks on travel trailer for travel.

Fold-out Bunk Clamp, Clamshell:

48292 White #E515 12
48316 Zinc, Extended #E513 12
48290 Zinc #E511 12


**JR PRODUCTS
FOLDING SHELF BRACKETS**

Universal shelf bracket provides a sturdy support for any type of fold down shelf. Commonly used for TV mounts or kitchen counter extensions. Supports up to 50 pounds.

Folding Shelf Bracket, Packaged:

45218 Brown; 7.75" x 7.75" x 11.75" (with mounting screws) #20735 20
48792 **NEW!** White; 12" x 12" x 16.50" (without the screws) #20725 24


**JR PRODUCTS
TABLE LEAF
SUPPORT**

This spring loaded, drop leaf support is for a 10" application. It is made of zinc plated steel for durability. Includes mounting screws.

45219 Table Leaf Support, Pk/2 #20745 18


**RV DESIGNER PRODUCTS
FOLDING SHELF BRACKET**

Metal bracket locks folding shelf in up position. Lift slightly to unlock and fold shelf down. 8" x 7" x 1". Brown, screws included, Pk/2.

46168 Shelf Brackets #H505 12


DROP LEAF TABLE SUPPORT

Spring tensioned support locks flip-up table leaf in up or down position. 6-1/2" x 3-1/2". Antique finish. Screws included, Pk/2.

46167 Drop Leaf Support #H501 12


**JR PRODUCTS
CABINET/LID
SUPPORT**

- Used to hold cabinet or access lids open.
- Heavier doors need one on each side.
- Mounting screws included.

Cabinet/Lid Support, Pk/1:

48773 Left End #71025 18
48777 Right End #71035 18

**COGLAN'S
STRETCH
CORDS**

STRETCH CORD

Extra convenient sturdy stretch cord has plastic coated hooks on each end; saves tying and untying. Will not loosen in travel. The 33" cord stretches to 66". Pk/1.

42072 33" Stretch Cord #513 12

"TRAVEL TITE" STRETCH CORDS

Travel Tite can substitute for ropes. Sturdy stretch cord has metal hooks on each end; saves tying and untying. Will not loosen in travel. 10" L cord stretches to 20". Pk/4.

40362 Travel Tite Cords #516 PKG/4 12


**COGLAN'S
UTILITY STRAP**

Strong 1" polypropylene strap with sewn on, no-slip buckle. Easy to cut and seal to desired length.

48505 8 ft. Utility Strap CD/1 #7608 12

**JT&T
BUNGEE
CORD KIT**


- Contains 6 cords.
- Multiple lengths.
- Convenient screw-top lid.
- Safety-capped hooks prevent injury.
- Durable, reusable, attractive bungees.

47393 Bungee Cord Kit #4796F 1



TABLE HARDWARE • TIE DOWNS

In Section G:	Tools	Fasteners	Window	Screen	Door Hardware	Locks	Baggage Door	Cabinet	Shelf & Table	Tie Downs	Trim/Molding	Seals	Gutter
---------------	-------	-----------	--------	--------	---------------	-------	--------------	---------	---------------	-----------	--------------	-------	--------



**HENG'S INDUSTRIES
TABLE LEG & BASES**

Strong, lightweight aluminum mounting hubs. Tubular steel leg is pressure fitted at top and bottom on mounting hubs. Special tapered ends allow a firm pressure fit to ensure no play or wobble at any time.

HEAVY DUTY PEDESTAL BASES

Table Leg Base:

- 48677** Standard, Surface Mount Base, Round, Aluminum #HG-SB 80
- 48676** Recessed, Flush Mount Base, Round, Aluminum #HG-RB 80



TABLE PEDESTAL

High quality tubular steel, tapered at each end for a rigid fit.

- 48673** Pedestal, 25-1/2" #HG255L 20
- 48674** Pedestal, 27-1/2" #HG275L 20
- 48675** Pedestal, 29-1/2" #HG295L 20



**ZEBRA
RV ACCESSORIES
ADJUSTABLE
TABLE LEG**

Adjustable and folding table leg is all aluminum and adjusts from 24 to 29 inches. Locks in up or down position. Packaged.

- 20181** Adjustable Table Leg #MA-809 12



CUSTOM DESIGN YOUR OWN DETMAR TABLE!

Just choose a top and a mount, add a leg, and you're all set.

TABLE TOPS

Octagonal — Measures 20" across. Comes with 4 large molded-in recesses to accommodate insulated cup holders. 27" installed table height.

Rectangular - Measures 16" by 28" and features a handsome woodgrain surface with four molded in cup holders. 26" installed table height.

- 56721** Rectangular Table Top, Off-White #12-1102C 1
- 56722** Octagonal Table Top, Off-White #12-1103C 5

TABLE LEG

Polished stainless steel leg measures 2" in diameter and 26" in length. Made of corrosion resistant 304 stainless steel.

- 56733** Table Leg #12-1122 25

TABLE MOUNTS

RECESSED FLUSH MOUNT

Molded of high-impact plastic, receptacle mounts flush to floor. Base measures 6 1/2" in diameter with a 1 5/8" recess. Table leg hole has molded in plug eliminating need to cap hole when leg is not in place. Molded to accept #10 x 1 1/4" oval head SM screws. Fits 2" diameter legs.

- 56734** Recessed Mount #12-1127 1

SURFACE MOUNT

Molded of high-impact plastic, this receptacle mounts flush to underside of table or to floor. Base measures 6 1/2" in diameter. Molded to accept #10 x 1" pan head screws. Fits 2" diameter legs.

- 56735** Surface Mount #12-1131 1



**MAC CUP
HOLDERS**

Sturdy 3" diameter cup holders. Made of durable nylon.

MAC Cup Holder, 3" Dia. x depth:

- 72370** 1 1/2" Deep, Black #3514B 6
- 72369** 2 7/8" Deep, Black #3511B 6
- 77394** 2 7/8" Deep, White #3511W 6



WRAP IT UP!™

We've all struggled with organizing extension cords, hoses and wires. People with boat slips and RV's know the challenges of managing utility cords. WRAP IT UP to the rescue! You'll find 100's of uses for these 12" long hook and loop wraps. Use them at home, in the garage, on the job, camping, boating, fishing, just about anywhere. The hook and loop fasteners are sewn to durable 12" x 1" webbing and reinforced with a bar tack at each end.

- 15190** Wrap It Up, Pk/3 (blister), assorted colors #WR-123 12
- 14042** Wrap It Up Display, Pk/100 #WR-12100 6



**CP PRODUCTS
HEAVY DUTY PEDESTAL BASES**

Pedestal Base, Bright Aluminum

- 48731** ^{LS} Surface Mount Base, Round, 7 1/2" Dia. #48731 50
- 48732** ^{LS} Flush Mount (Recessed) Base, Round, 6 1/4" Dia.; Hole Insert is 2.2" dia., 2" deep #48732 50
- 48733** Flush Mount Base, Square Recessed, 5 15/16" x 5 15/16" #48733 50



RV DESIGNER INSERT TRIM

Narrow Insert Trim - a few RV manufacturers use this narrow channel.

3/4" wide x 25' roll., *Narrow:*

- 46105** Colonial White #E331 1
48093 White #E330 1

Standard Insert Trim - This is the standard, 1" trim used by most RV manufacturers. Cut with scissors. Easy to install.

1" wide x 25' roll, *Standard:*

- 46102** Beige #E325 1
46104 Black #E329 1
46103 Brown #E327 1
46101 Colonial White #E323 1
46100 White #E321 1

Heavy Duty Insert Trim - Thicker material lasts longer than standard trim. Longer wings grip the track better. Fits standard 1" molding.

1" wide x 25' Roll, *Heavy Duty:*

- 46967** Black #E369 1
46964 Colonial White #E363 60
46963 White #E361 1

1" wide x 100' Roll, *Heavy Duty:*

- 47563** Black #E469 12
47560 Colonial White #E463 12
47559 White #E461 12



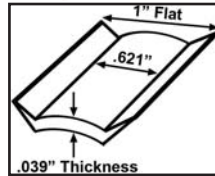
KWIK TEK TRIPLE HOOK RATCHET TIE DOWN, 8' WITH SOFT HOOK

A ratchet is the only way to get your PWC tied down to the trailer tight with only one tie down. 3 coated hooks, a "soft hook" and the 8' length make this the universal tie down for ALL PWC's and trailers. Great for ATVs and motorcycles too.

- 10387** Ratchet Tie Down, Triple #TDR-38 24

JR PRODUCTS PREMIUM VINYL INSERT

Our premium vinyl insert is preformed to fit more securely into your screw cover trim. Made of the same thick vinyl used by many of the original manufacturers, this insert is perfect for replacing worn, damaged, or weathered trim. An inexpensive way to spruce up the exterior of your RV and simple to install. RoHS Certified.



JR Products Premium Vinyl Insert, 25 ft. Roll, Shrink Wrapped:

- 46923** Black #10015 18
46922 Brown #10055 18
46924 Colonial White #10035 18
46925 Designer Beige #10045 18
48799 White #10025 18

JR Products Premium Vinyl Insert, 50ft. Roll, Shrink Wrapped:

- 47825** Black #10061 1
47829 Brown #10101 1
47827 Colonial White #10081 1
47828 Designer Beige #10091 1
47826 White #10071 1

JR Products Premium Vinyl Insert, 100ft. Roll, Shrink Wrapped:

- 45073** Black #10111 12
48656 Brown #10151 12
45075 Colonial White #10131 1
48655 Designer Beige #10141 12
45074 White #10121 12

NEW! *JR Products Premium Vinyl Insert, 1000ft. Roll, Shrink Wrapped:*

- 40407** Colonial White #10171 1
40406 White #10001 1



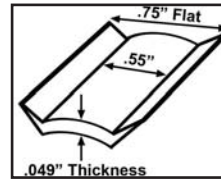
PRIME PRODUCTS BALL BUNGEE

Ball style bungee cords make it easy to tie off power cords and water hoses and keep them from becoming an unruly mess. The ball on the end makes it easy to secure and remove bungee cord. To create a longer cord simply loop two bungees together.



Ball Bungee:

- 45444** 7" 4/Pk #15-0307 20
45445 12" 3/Pk #15-0312 20



JR PRODUCTS VINYL INSERT - NARROW 3/4"

RoHS Certified.



NEW! *JR Products Narrow Vinyl Insert, 25ft. Roll, Shrink Wrapped:*

- 48755** Black #11235 12
48757 Colonial White #11255 12
48756 White #11245 12

NEW! *JR Products Narrow Vinyl Insert, 50ft. Roll, Shrink Wrapped:*

- 48758** Black #11261 12
48762 Colonial White #11281 12
48760 White #11271 12

NEW! *JR Products Narrow Vinyl Insert, 100ft. Roll, Shrink Wrapped:*

- 48763** Black #11291 12
48768 Colonial White #11311 12
48766 White #11301 12

NEW! *JR Products Narrow Vinyl Insert, 1800ft. Roll, Shrink Wrapped:*

- 48786** Black #11321 1
48787 White #11331 1

Note: Colonial White Narrow Vinyl Insert, 1800ft. is available by special order only (Mfr#11341).



Philips Style

SCREW COVERS

HEHR Style

Elixir Style

Give your louver-type doors and windows a smooth, finished look with these plastic screw covers. *Dealer packs of 10 only.*

Elixir Style, Pk/10 Screw Covers, 8' L:

- 48308** Black #011-355-10 1
45413 Colonial White #011-354-10 1
45416 Polar White #011-357-10 1

Hehr Style, Pk/10 Screw Covers, 8' L:

- 45412** Colonial White #011-362-10 1
45415 Polar White #011-365-10 1

Philips Style, Pk/10 Screw Covers, 8' L:

- 45411** Colonial White #011-358-10 1
45414 Polar White #011-361-10 1

INSERT TRIM • SEALS • DRIP RAILS


In Section G:	Tools	Fasteners	Window	Screen	Door Hardware	Locks	Baggage Door	Cabinet	Shelf & Table	Tie Downs	Trim/Molding	Seals	Gutter
---------------	-------	-----------	--------	--------	---------------	-------	--------------	---------	---------------	-----------	--------------	-------	--------



AP PRODUCTS RV VINYL INSERT FOR TRIM MOLDING

AP Products Vinyl Insert, 1" x 1000 ft. Roll:

- 45501** Black #011-312 1
- 45503** Colonial White #011-313 1
- 45502** White #011-311 1



FLAT INSERT TRIM

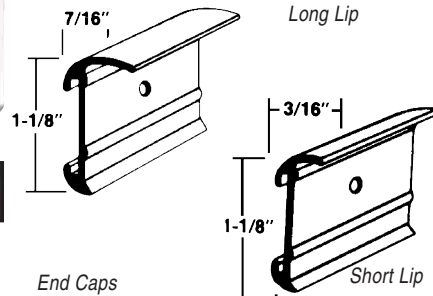
Flat insert trim. (Sold only in tube of 10 pieces, 20 ft. long.) Uses vinyl insert.

Flat Insert Trim. (Sold only in tube of 10 pieces, 20 ft. long):

- 49944** Arctic White #CDS-49944 1
- 41137** Colonial White #CDS-41137 1
- 41121** Mill Finish #CDS-41121 1

End Caps, Bag/10:

- 49946** Arctic White #CDS-49946 1
- 41135** Colonial White #CDS-41135 1
- 41134** Mill Finish #CDS-41134 1



End Caps

CORNER MOLDING

(Sold only in tube of 10 pieces.)

LONG LIP CORNER MOLDING

Corner Insert Trim (Sold only in tube of 10 pieces, 20 ft. long):

- 49943** Arctic White #CDS-49943 1
- 41122** Colonial White #CDS-41122 1
- 41119** Mill Finish #CDS-41119 1

SHORT LIP CORNER MOLDING

Standard side insert extruded trim. (Sold only in tube of 10 pieces, 16 ft. long):

- 49942** Arctic White #CDS-49942 1
- 41625** Colonial White #CDS-41625 1
- 41624** Mill Finish #CDS-41624 1

END CAPS FOR ALL CORNER MOLDING

Ends Caps, Bag/10:

- 49946** Arctic White #CDS-49946 1
- 41135** Colonial White #CDS-41135 1
- 41134** Mill Finish #CDS-41134 1



Mill-finish aluminum drip caps divert rain and melting snow from doors and windows. Used to protect door and window openings of all types including mobile homes, RVs, horse trailers, portable toilet enclosures, etc. With formed ends and punched screw holes. Note: Measure lengths from inside the curve, as illustrated. The overall length equals Dimension "A" + 3.5".

- 61250** 9" L Drip Cap #300900 5
- 61247** 14" L Drip Cap #301400 5
- 61415** 16" L Drip Cap #301600 5
- 61416** 18" L Drip Cap #301800 5
- 60526** 19" L Drip Cap #301900 5
- 60527** 21" L Drip Cap #302100 5
- 60528** 24" L Drip Cap #302400 25
- 60640** 27" L Drip Cap #302700 25
- 60529** 30" L Drip Cap #303000 25
- 60641** 32" L Drip Cap #303200 25
- 60530** 34" L Drip Cap #303400 25
- 61248** 36" L Drip Cap #303600 25
- 60531** 40" L Drip Cap #304000 25
- 61249** 42" L Drip Cap #304200 5
- 60532** 44" L Drip Cap #304400 1
- 60533** 46" L Drip Cap #304600 5
- 61419** 49 1/2" L Drip Cap #304912 1
- 60534** 52 1/2" L Drip Cap #305212 1
- 60642** 56" L Drip Cap #305600 1
- 61420** 59 1/2" L Drip Cap #305912 1
- 61251** 64 1/2" L Drip Cap #306412 1
- 60643** 73 1/2" L Drip Cap #307312 1

AP PRODUCTS SEALS FOR DOORS, WINDOWS AND MORE...

These seals may be used in a variety of applications including Baggage Doors, Cargo Doors, Entrance Doors, around windows and any other area where it is desired to reduce or eliminate infiltration of noise, dust, moisture or vibration.



- 44318** Black w/Rib, 1/2"W x 5/16"H x 50'L #018-855 1
- 44320** Black, 5/8"W x 3/8"H x 50'L #018-523 1



- Rubber D Seal w/Tape:
- 43949** D Seal w/ Tape Black Ribbed, 1"W x 1"H x 50'L #018-023-PT 1
 - 43950** D Seal w/Tape White, 1/2"W x 3/8"H x 50'L #018-204 1
 - 44187** D Seal w/PSA Tape Black, 3/4"W x 1/2"H x 50'L #018-318 1
 - 44229** D Seal w/Tape Black, 1/2"W x 3/8"H x 50'L #018-224 1



- Bulb Seal with Slide on Clip:
- 44589** Black Single Bulb, 1"W x 3/4"H x 25'L #018-088-BB 1
 - 44751** Black Slide Double Bulb, 1-1/2"W x 3/4"H x 25'L #018-181-BB 1
 - 45067** Black J Bulb, 1"W x 3/4"H x 25'L #018-1894 1
 - 45068** Black double bulb w/Wiper, 2"W x 2-1/4"H x 25'L #018-478 1

AP Products
NEW!
**AP PRODUCTS
PREMIUM EK SEAL W/WIPER
FOR SLIDE OUT ROOMS**

Advanced EK Series is the ultimate Slide Out Seal Systems. Can be used for new installations or when upgrading worn out rubber seals. Order in two parts. The EK Base comes with wiper and is designed with straight edge for easy alignment w/adhesive backing. Fasteners maybe used to install as well. D Seal, purchased separately, easily slides onto track in base, hides fasteners and provides a positive seal. EK Series may also be used on interior wall for protection when Slide Out Room is extended or, when replacing a double seal.



45071



45077

EK Seal Base w/Wiper:
45070 White, 1/2"W x 2"H x 35'L

#018-384 1

45071 Black, 1/2"W x 2-3/4"H x 35'L

#018-341 1

45072 Black, 1/2"W x 3-2/3"H x 35'L

#018-316 1

D Seal for EKD Base:
45076 White, 1"W x 15/16"H x 35'L

#018-184-EKD 1

45077 Black, 1"W x 15/16"H x 35'L

#018-312-EKD 1



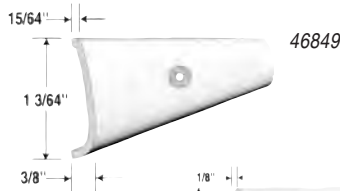
45069

**ECONOMY RUBBER SEAL
W/WIPER FOR SLIDE OUT ROOMS**

Economical rubber base includes Bulb, Seal and wiper. Comes with strong adhesive w/release liner. Simply cut to length, removes release liner and apply pressure to adhere to side wall for a positive seal around your Slide Out Room.

Rubber Slide Out Seal w/Tape:
45069 White, 5/8"W x 1-15/16"H x 35'L

#018-314 1



46849



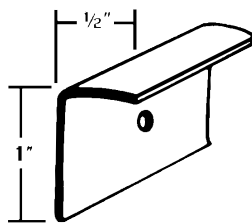
46851



46850

**EDGE MOLDING,
DRILLED &
COUNTERSUNK
FOR #8 SCREWS**
Edge Molding, DC #8, Arctic White, Tube/10:
46849 8' #CDS-46849 1

46851 10' #CDS-46851 ◆ 1

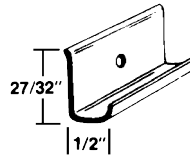
46850 12' #CDS-46850 ◆ 1

**EDGE
MOLDING**

Standard edge molding. Sold only in tube of 10 pieces, 16 ft. long.

41636 Tube/10 Edge Molding, Mill Finish #CDS-41636 ◆ 1

DRIP RAIL

Standard drip rail. (Sold only in tube of 10 pieces, 16 ft. long.)


40202 Tube/10 Drip Rail, Arctic White #CDS-40202 ◆ 1

DRIP RAIL

(Sold only in tube of 10 pieces, 16 ft. long.)

Insert Drip Rail, Tube/10, 16ft. L:
45051 Tube/10 Insert Drip Rail, Arctic White #CDS-45051 ◆ 1

**JR PRODUCTS
EXTENDED
RAIN GUTTER SPOUTS**

These one-piece extended rain gutter spouts are the **longest** on the market and will keep your RV free of black streaks by directing the water away from the sidewalls. The eye pleasing design moves the water volume faster and further away than any other rain gutters spouts. Made of durable plastic with UV inhibitors for years of use. Spouts have a one-piece design so you don't have to use clip-ons. They attach to your RV under the existing aluminum track and never need to be removed.

Extended Rain Gutter Spouts:
28439 Rigid, Pk/2 #655-PW-A 1

28442 Flexible, Pk/2 #655-FLEX-PW-A 28

CAMCO GUTTER EXTENSIONS

Helps prevent black streaks from forming by directing rain water runoff away from the sides of your RV. Extenders clip onto your RV gutters.

48315 Gutter Extensions, Pk/4 #42123 4

**JR PRODUCTS
RV GUTTER SPOUT**


Gutter spouts easily install to sidewall rain channel ends to eliminate dirty streaks from the side of your RV unit. Fits all manufacturers' rain channels including awning inserts, J-channels.

Drip Spout, Pk/4:
49500 Colonial White #389CW-A 1

49781 Polar White #389PW-A 1