



A full line of RV faucets specifically designed to meet the unique conditions of RV use for years to come.



Patented non-rotation valve design helps prevent washer wear. Built in debris catchers helps prevent clogging of the valves.

*5-year limited warranty
*Lead Free construction



Help support AMERICAN manufactures.

Proudly made in Plymouth Indiana.



UTOPIA WASHERLESS FAUCETS

Exclusive Utopia features include: multifaceted handles which provide an attractive appearance; built-in handle stops prevent overtightening; self-lubricating Celcon® parts prevent corrosion and lime build-up. Installation simplified with hand-tight connections. Plunger action, non-rotating, stem tip prevents leaks and drips. Non-corrosive putty plate simplifies installation and keeps water from seeping under faucet. One-piece chromelike shield provides a durable shining finish. Forward canted for more convenient operation. Removable, splash-proof diffuser ensures efficient water flow. Five (5) year limited warranty. Clear handles except as noted.

BAR FAUCET (4" CENTERS)

21512 Bar Faucet #2038R209 1
S/O Spout Only for Coast#21512
#25C160G15

UTOPIA METAL D-SPOUT KITCHEN FAUCET

Chrome kitchen faucet with metal D-Spout combines the strength of an all brass spout with the durability and corrosive resistance of plastic in a kitchen faucet designed for extra rugged applications. Ideal for use with portable dishwashers, carpet cleaning machines or whenever an extra burden is placed on the spout. Clear handles.

25309 8" Deck Faucet #2038R209 12



UTOPIA DECK FAUCETS

21501 8" Deck Faucet with Swing Spout, Chrome, Clear Handles #2038R219 1
25652 ^{LS} 8" Deck Faucet with Swing Spout, White, Clear Handles #2038R118WA 12

DECK FAUCET WITH "D" SPOUT

21508 4" Deck Faucet #20315R219 1



UTOPIA HI-RISE DECK FAUCET

The Utopia faucet is designed to handle those tall tasks in the kitchen. The Hi-Rise kitchen faucet makes room in your sink for tall pots, pails and containers that need to be washed or filled.

Deck Faucet, 8" Hi-Rise:

27297 Chrome #2038R143ABX 1
27298 White #2038R147WABX 1

UTOPIA HI-RISE SPOUT ONLY

The Utopia Hi-Rise spout is also available separately. Fits any existing Utopia deck faucet; spout comes packaged in poly bag with header card.

Hi-Rise Spout only:

27295 Chrome #91L160HR800 40
27296 White #91L160HR800W 40

UTOPIA CHROME SINGLE LEVER DECK FAUCET

8" centers.
1/2" MPT
hook-up adapter.

Solid brass underbody. Copper supply tubes.



21804 Kitchen Faucet (Not approved for sale in CA and VT) #29P10LF 3



UTOPIA FAUCET REPAIR KITS

Contains parts that are most commonly needed for repair of Utopia faucets. Included are stems and bonnets, spouts, diverters, handles and hot and cold buttons.

25783 Faucet Repair Kit for RV Faucets #25RK600 8

LASALLE BRISTOL BEVELED WASHERS

Beveled rubber washer with 3/8" hole, for standard center-set connection. Beveled rubber washer with 1/2" hole is for center-set connection and for toilet connection.

25719 Beveled Washers, 1/2" Hole, Bag of 100 #64WA35 1



In Section L:	Fresh Water Line	Filters	Winterizing	Pumps	Faucet & Shower	Sink & Drain	Holding Tanks	Drain Valves & Fittings	Drain Hose	Chemicals & Toilets
---------------	------------------	---------	-------------	-------	-----------------	--------------	---------------	-------------------------	------------	---------------------



UTOPIA FAUCETS WITH TEA POT HANDLES

Utopia Brush Nickel lavatory faucets with elegant tea pot handles. Contemporary design and finish for today's recreational vehicles. Individually boxed, 5 years warranty.

28655 Lavatory Faucet
#20377R300NABX 1

The high rise spout makes room for all you pots and pans.

28656 Kitchen Faucet
#20380R340NABX 1



Made in the USA.



UTOPIA LAVATORY FAUCETS (4" CENTERS)

WITHOUT DIVERTER

21504 Chrome Faucet, Clear Handles
#20377R207 1

21505 Ivory Faucet, Smoke Handles
#20377RP21 1

25651 White Faucet, Smoke Handles
#20377RW21 1

WITH DIVERTER

For hand-held shower, celcon underbody.

21506 Chrome Faucet w/Diverter, Clear Handles
#20373207 10

25649 White Faucet w/Diverter, Smoke Handles
#20373W21 1



UTOPIA PRODUCTS

4" PERSONAL SHOWER VALVES

21511 Shower Valve, Chrome, Clear Handles
#20354R207 10

25648 Shower Valve, White, Smoke Handles
#20354RW21 1

8" TUB/SHOWER DIVERTER, PLASTIC

21500 Plastic with Chrome Finish, Clear Handles
#20329R206 10

TUB/SHOWER DIVERTER, 4" CENTERS, PLASTIC

21509 Chrome Finish with Clear Handles
#20351207 10

21510 Parchment with Smoke Handles
#20351P21 1

25647 White with Smoke Handles
#20351W21 1



UTOPIA POPULAR REPLACEMENT PARTS

25262 Hot & Cold Buttons, CD/3
#39001 1

25263 Diverter Knobs, CD/2 #39002 1

Repair Parts For Utopia Faucets, Card of 2:

27350 Stem & Bonnet, 2-1/4"L., (flat washer style, 96 and newer) #39004 1

21702 Hook-up Elbows #39005 1

21646 Smoke Handles #39010 25

Clear Handles:

21647 Standard #39015 25

28732 Large #39016 25

SPRAY AWAY FAMILY FROM D&W INC. AVAILABLE AT PHOENIX PRODUCTS



The spray away family available at Phoenix Products put a high pressure, concentrated water source within fast, easy reach and it require very little space.

Great for rinsing gear, cleaning fish, washing boats and vehicles, dousing campfires and many other chores that require higher water pressure than an external shower unit can provide.

SPRAY-AWAY HOT & COLD

- Hot and Cold outlet with quick connect.
- 5-1/2" square hole required for installation.
- Only 5-3/4" deep.

28738 "Spray-Port" Outlet Box with Latch Hot/Cold Valves, Quick Brass Connect
#SA-HC-BTW-RT 10



REPLACEMENT PARTS



28737 3-3/8" 2 handle faucet with Quick Connect fitting #P1403M-55QCI 10

20608 **NEW!** 4" 2 handle faucet with Quick Connect fitting #P1404M-55QCI 10

28739 15' Coil Hose Assembly with brass insert for "Spray-Port" 8

20214 Quick connect adapter to hook up a standard thread garden hose #9-SA-PT-ADPT 10

20610 **NEW!** Spray Port, Quick-Connect, Black #SA-PORT-BLK-RT 8



FULL TUBS WITHOUT SKIRT

Formed ABS tubs come with a 1" foam support pad to ensure proper drainage. Each tub has a molded slip-resistant bottom. Satin textured finish helps hide accidental surface scuffs. Three sided nailing flange provides simple installation. Rolled front apron gives tub a finished look. UPS-able (unless mentioned).

24" x 36" (PW=Parchment White, W=White):

27703 RH Drain, PW #B243650191 1

28359 RH Drain, White #B243650121 1

27704 LH Drain, PW #B243650291 1

28360 LH Drain, White #B243650221 1

24" x 40" (PW=Parchment White, W=White):

27705 RH Drain, PW #B244050191 1

28363 RH Drain, White #B244050121 1

27706 LH Drain, PW #B244050291 1

28364 LH Drain, White #B244050221 1

STEP TUBS

24" x 36" (PW=Parchment White, W=White):

27699 RH Drain, PW #B243600191 1

28358 LH Drain, W #B243600221 1

24" x 40" (PW=Parchment White, W=White):

27701 RH Drain, PW #B244000191 1

TUB SURROUNDS - 3-WALL

Formed ABS tub/shower surrounds. Soap dishes/bottle shelves conveniently designed into corner. Easy clean satin textured finish. 1-piece seamless construction installs easily with foam tape. No added trim pieces required. Rolled finished edges and 90-degree fitted corners like fine home bath decor. Specially designed bottom flange overlaps tub and shower pan mounting flanges, no caulk needed. Not UPS-able.

PLASTIC SHOWER PAN

Formed ABS shower pans come with a 1" foam support pad to ensure proper drainage. Each pan has a molded slip-resistant bottom. Satin textured finish complements bath decor. Models with four nailing flanges can be installed in any position. UPS-able. Can also be used in Horse Trailers & Class A's.

THREE FLANGE, LEFT DRAIN AT 12" 24" X 32"

28668 White #B243210221 1

CORNER HEXAGON, CENTER DRAIN, WITH 8-1/2" FULL SKIRT, 34" X 34"

28448 White #B343414021 1



HOW TO SPECIAL ORDER DUO-FORM BATH PRODUCTS

1. IDENTIFY PRODUCT:

Full Tub (1), Step/Seat Tub (2), Shower Pan (3), Wall Surround (4).

2. HOW TO ORDER TUBS AND SHOWER PANS

A- Facing front of tub, identify drain location:
Left Rear (1), Center Rear (2), Right Rear (3),
Left Center (4), Mid Center (5), Right Center (6),
Left Front (7), Center Front (8), Right Front (9),
Left Neo (10), Center Neo (11) or Right Neo (12).

B- Measure the tub or shower pan:

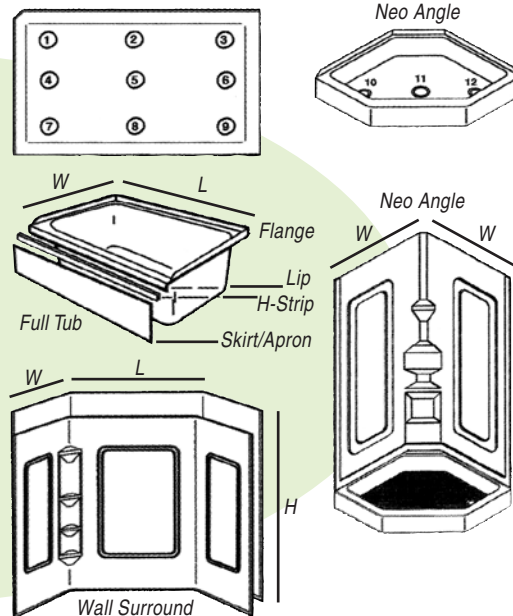
1. Measure "W" from back to outer front;
2. Measure "L" from left to right;
3. For Neo angle products measure "W" only (Measurement should be taken from top to surround).

3. HOW TO ORDER WALL SURROUNDS


1. Measure "W" from back to front of outer edge;
2. Measure "L" from left to right;
3. Measure "H" from bottom of surround to top (Not from floor to top).

4. IDENTIFY COLOR

White (W) or
Parchment White (PW).



In Section L:	Fresh Water Line	Filters	Winterizing	Pumps	Faucet & Shower	Sink & Drain	Holding Tanks	Drain Valves & Fittings	Drain Hose	Chemicals & Toilets
---------------	------------------	---------	-------------	-------	-----------------	--------------	---------------	-------------------------	------------	---------------------



Quick installation in minutes!

IRVINE SHADE & DOOR PLEATED VINYL SHOWER DOORS

Add convenience and beauty to your RV with a pleated shower door from Irvine Shade & Door. Easy to use door is made of vinyl and polyester material. Installs using common hand tools. Note: #80288 does not fit on this model of door.

Pleated Vinyl Shower Door, Polyester:

- 78380** 36 x 57, Ivory #3657SI 1
- 78381** 36 x 57, White #3657SW 1
- 78382** 48 x 57, Ivory #4857SI 1
- 78383** 48 x 57, White #4857SW 1
- 78384** 36 x 67, Ivory #3667SI 1
- 78385** 36 x 67, White #3667SW 1

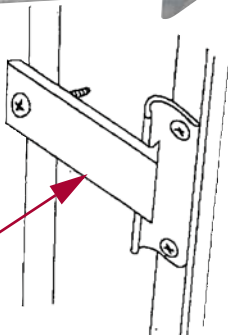
10"H x 7"W x 2"L



NEW!

LOCK FOR 3-PANEL SHOWER DOOR

Screw Travel Lock screw to inside of stack side wall jamb with #8 x 1/2" screw midway up door.



80288 Travel Lock for a TS, Clear Plastic #TRAVELLOCK 10

FIBERGLASS, PORCELAIN & PLASTIC REPAIR KIT

Kit includes a 2-part epoxy system self-contained within a mixing pouch, fiberglass patch, sandpaper and application brush. Permanently fixes holes and cracks up to 1" dia. in 20 minutes, eliminating the need to remove tanks, tubs and shower stalls. Recommended for use on all types of plastic and fiberglass. Almond/White color.



25422 Fiberglass, Porcelain & Plastic Repair Kit 30 g epoxy kit #002-90216 6



oxygenics®

20464

20465

OXYGENICS® BODYSPA® SKINCARE™ SHOWER

Put jet engine power in your shower with this attractive handheld shower head. Patented technology increases oxygen content in your water and self-pressurizes for the best shower experience possible. Comfort control adjusts from soft to stimulating. No clogging guaranteed. Includes wand, 59" hose, wand holder, comfort regulator, washers, teflon tape and easy installation instructions. Limited lifetime warranty. Available in 2.5 gpm.

Oxygenics BodySpa® Kit (with Shutoff Valve, Water-Saving, Self-Pressurizing, Handheld Shower, WaterSense 2.0 GPM):

- 20653** **NEW!** Chrome #26181 4
 - 20654** **NEW!** White #26781 4
- BodySpa® SkinCare™ Shower, w/Plastic hose:*
- 20464** Chrome #10127 6
 - 20465** White #15127 6

For outdoor showering and various cleaning tasks!

Cut-out dimensions:
11" W x
6" H x
6-1/2" D.

THETFORD EXTERIOR SHOWER BOX



- Mountable shower box for hot & cold water.
- Durable, impact resistant.
- UV stable, fade resistant.
- Stylish clear knobs.
- Key lock (supplied with 2 keys) to ensure security.
- Hand held shower head with long reaching 59" flexible vinyl hose.
- Convenient water saving on/off valve on showerhead.
- Built in bracket to hold showerhead.
- CSA and IAMPO approved.
- Packaged.
- Package dim. : 6"H x 9.5"W x 14.5"D, 3lbs.

28579 Exterior Shower Box #36765 1

JR PRODUCTS EXTERIOR SHOWER/WASHDOWN



Great for washing off the sand after a day on the beach, cleaning up tools, cooking utensils and evening dishes or just cooling off. The hatch is durable, resists salts and chemicals and is UV protected. It is paintable with little or no preparation and will not yellow or fade. The updated design also keeps the shower hose inside the hatch rather than feeding it into the RV, which also increases the possibilities for installation. The unit is both IAPMO and CSA approved.

28546 Exterior Shower, Polar White, Packaged #5M102-A 9

Accessories for Exterior Shower:

28548 Replacement Shower Head, Packaged #QQ-SHHE-A 1

28549 Replacement Shower Hose, Packaged #QQ-SHHO-A 1

45615 Replacement Shower Faucet, Packaged #QQ-SHMI-A 1



ITC EXTERIOR SHOWER

Smartly designed exterior shower features quality components in a stylish presentation within a compact box (10.5" W x 6" H x 4" D) that installs both vertically and horizontally for versatility. High-impact automotive grade ABS is temperature stable, UV & impact resistant and paintable with reinforced 5' CSA approved PVC hose. Featuring a key locked door and stainless steel hinge pins, this washdown is code compliant and CSA approved with a brass anti-siphon vacuum breaker. Polar White.

28345 Exterior Shower #97023-A-D 10

JR PRODUCTS TUB STRAINER & DRAIN STOPPER

1-1/2" plastic strainer and stopper is a perfect replacement for any tub or sink. Replaces any 2" drain and comes with a new screw-in plastic stopper.



27641 Tub Strainer & Stopper, Pkg.
#184030-A 1

27798 Replacement Drain Stopper, Pkg.
#160-73-6-A 24

JR PRODUCTS SHOWER STRAINER WITH GRID

This 1-1/2" all purpose shower strainer is the perfect replacement for any area where a plug is not needed. The steel grid keeps items from entering your plumbing system and is easily cleaned. The grid is removable if access is needed to the plumbing.



27811 Strainer, Grid, Locknut & Rubber Washer, Pkg. #9495-209-022 18

Fits up to a 2" drain opening.
Made of die cast steel.

28547 Strainer, Grid, Locknut, Slipnut, Rubber Washer & Plastic Washer, pkg
#9495-211-022 28

JR PRODUCTS UNIVERSAL SHOWER DOOR ROLLER

Direct replacement for Tubmaster brand shower doors and easily replaces many other types of shower door roller units. Made of durable polypropylene for a long life.



45357 Shower Door Roller, Pk/2
#81745 24

BRISTOLITE 2 1/2" TUB DRAIN WITH RUBBER STOPPER

Features rugged wrenching cross; installs easily without tools or sealing compound.



23082 Drain w/Stopper #65CAR227 1

TUB STRAINER

2 1/2" metal tub strainer with stopper. Card of 1.



23286 Tub Strainer
#33949020822 10

RV DESIGNER TUBMASTER ROLLER

Replacement roller for Tubmaster shower door.



28384 Tubmaster Rollers, CD/2
#H573 1

JR PRODUCTS UNIVERSAL STRAINER WITH RUBBER STOPPER

• Fits up to a 2" drain opening. • Constructed of die cast steel. • Includes: strainer, rubber stopper, plastic washer, rubber washer & slipnut. • Replacement stopper is 1-5/8". • Packaged.



27813 Strainer w/ Rubber Stopper
#9495-205-022 1

27814 Replacement 1-5/8" Rubber Stopper
#6006-100 1

3 1/2" SINK STRAINER WITH BASKET

23279 Strainer with Basket
#39166 25



JR PRODUCTS STRAINERS

Lightweight and easy to install. Comes complete with lock nut, foam gasket and strainer. Commonly used in bathtub, shower and lavatory sink applications. Fits up to a 2" drain opening. Packaged.



20255



20252 20253

STRAINER WITH RUBBER STOPPER

Plastic Strainer w/Rubber Stopper:

20253 Chrome #95075 1

20252 Parchment #95065 20

20251 White #95055 20

Replacement Rubber Stopper, Packaged:

20255 White #95085 24



20250

20249

20247

STRAINER WITH SCREW-IN BASKET

Plastic Strainer w/Screw-In Basket, Packaged:

20249 Chrome #95035 1

20248 Parchment #95025 20

20247 White #95015 20

Replacement Screw-In Basket, Packaged:

20250 White #95045 1

STRAINER BASKET

Has 4 stems that fit into strainer slots. Packaged.

20246 Replacement Basket, Plastic #95005 36



20260

20256

20261

STRAINER WITH POP-STOP STOPPER

Plastic Strainer w/Pop-Stop Stopper, Packaged:

20261 Chrome #95135 1

20259 Parchment #95115 20

20256 White #95095 20

Replacement Pop-Stop Stopper, Packaged:

20262 Chrome #95145 36

20260 Parchment #95125 36

20258 White #95105 36



20280

20282

20279

STRAINER WITH SHOWER GRID

Plastic Strainer w/Grid:

20282 Chrome #95175 20

20280 Parchment #95165 20

20279 White #95155 20

SINK & DRAIN ACCESSORIES

PLUMBING

In Section L:	Fresh Water Line	Filters	Winterizing	Pumps	Faucet & Shower	Sink & Drain	Holding Tanks	Drain Valves & Fittings	Drain Hose	Chemicals & Toilets
---------------	------------------	---------	-------------	-------	-----------------	--------------	---------------	-------------------------	------------	---------------------



VALTERRA SINK DRAIN WITH STRAINER BASKET

Stainless steel sink drain with stainless steel strainer basket. Fits standard 1-1/2" P-traps. Also includes a 3/8" barbed drain adapter for use in tent camper gray water drains.

- 20632** Sink Drain with Strainer Basket, Carded #A01-2011VP 12
- 20634** Sink Strainer Basket only, Carded #A01-2018VP 12



VALTERRA SHOWER DRAIN

Strainer for RV tubs and showers. • 2-1/2" stainless steel flange. • Fits 1-3/4" drain hole and standard 1-1/2" P-traps.

- 20633** Shower Drain, Carded #A01-2012VP 12



LASALLE BRISTOL STRAINERS

JR. SHOWER STRAINER

2 1/2" flat top strainer for sinks, showers and tubs. Metal. CD/1.

- 23285** Jr. Strainer #33949020922 1

SHOWER STRAINER

4 1/2" flat top strainer for showers and kitchen sinks. Metal.

- 23278** Shower Strainer #33R450LES 50

BATHTUB DRAIN

2 1/2" popstop bathtub drain with positive push-pull seal. Stopper seats and seals, at finger-tip touch; lifts easily to drain. Plug is completely removable for cleaning. Packaged with locknut.

- 21830** Bathtub Drain, CD/1 #39116 1



JR PRODUCTS STRAINER WITH POP-UP STOPPER

• Fits any sink opening 1-3/8" to 1-3/4". • 1-1/4" tailpiece attaches to current plumbing drain pipe. • Includes: strainer, stopper, foam gasket & locknut. • Replacement stopper is 1-1/4" and has 4 flat plastic stems. • Packaged.

1-1/4" x 5" Strainer, Packaged:

- 20006** White #95215 18
- 20008** Parchment #95235 18
- 20010** Chrome #95255 18
- 20011** Stainless Steel #95265 18

Replacement Stopper, Packaged:

- 20005** White #95205 24
- 20007** Parchment #95225 24
- 20009** Chrome #95245 24



JR PRODUCTS STANDARD KITCHEN STRAINER

• Fits any sink opening 3-1/2" - 4". • Constructed of plastic or stainless steel. • Includes: tailpiece, plastic washer & slipnut. • Push-in basket.

Standard Kitchen Strainer, Packaged:

- 20012** White #95275 g
- 20013** Chrome #95285 g
- 20022** Stainless Steel #95295 g



JR PRODUCTS STRAINER WITH PUSH-IN CRUMB BASKET

• Fits up to a 1-1/2" drain opening. • Constructed of chrome plated die cast steel. • Includes: strainer, basket, foam gasket & locknut.

- 20080** Strainer with Push-In Crumb Basket #95325 20

STRAINER BASKET

Has 4 stems that fit into strainer slots. Packaged.

- 20246** Replacement Basket, Plastic #95005 36





25653, 25046

BRISTOLITE
2 1/2"
TWISTOP
BASKET
STRAINER

Basket seats and seals at the twist of the wrist.

23084 Chrome Basket, Full Assembly, CD/1
#39117 25

25653 Plastic Crumb Cup, White, CD/2
#39105 1

25046 Plastic Crumb Cup, White
#91500127 1



JR PRODUCTS
SINK STRAINER
WITH THREADED BASKET

Drain strainer with easy-to-use threaded basket for kitchen and lavatory sinks. Basket makes a sure seal but can be loosened to drain the sink while keeping items from entering your drain. Fits up to a 2" opening. Die cast steel.

20329 Strainer, Basket, Rubber Washer & Locknut, Packaged #9490-215-022 28

22162 Strainer, Basket, Tail Flange, Slipnut, Locknut, Rubber Washer, Packaged #9490-217-022 28

20330 Basket Only, Packaged
#9491-300-062 1

See section A of this book for more sink strainer and stopper items

DURABLE PLASTIC
ACRYLIC SINKS
by DUO-FORM PLASTICS

- Durable Acrylic over ABS plastic;
- Easy installation;
- All installation hardware included;
- UL & CSA Approved;
- Made in the USA.

100% Silicone is recommended for sealing the Duo-Form Plastics kitchen and utility sink lines. Drain kits sold separately.

Cut hole 1/2" to 5/8" smaller than overall length and width of sink.



PLASTIC UTILITY SINKS

Biscuit in color. Dimensions are overall size. Requires a 2" drain.

20590 13" x 15" x 5" Deep, Biscuit
#53-1315-10-B 5

20591 13" x 15" x 7" Deep, Biscuit
#53-1315-20-B 5

PLASTIC DOUBLE SINKS

Biscuit in color. Dimensions are overall size. Requires a 3-1/2" drain. Uses 8" center faucet.

20592 25" x 19" x 7" Deep, Biscuit
#53-2519-20-B3 5

20596 25" x 19" x 5-7" Taper Depth, Biscuit
#53-2519-90-B3 5



NEW!



PLASTIC LAVATORIES, OVAL

Biscuit in color. Dimensions are overall size. Requires a 1-1/2" drain. Uses 4" center faucet.

20585 14" x 17" x 6" Deep, Biscuit
#52-1417-10-B3 5

20587 17" x 19" x 6" Deep, Biscuit
#52-1719-10-B3 5

PLASTIC LAVATORY, RECTANGULAR

Biscuit in color. Dimensions are overall size. Requires a 1-1/2" drain. Uses 4" center faucet.

20586 15" x 13" x 5" Deep, Biscuit
#52-1513-10-B3 5

Duo-Form Plastics
A Division of Duo-Form Requisition Corporation



Made in USA

JR PRODUCTS
EXTERIOR EVACUATION DRAIN TRAP

Used for draining a sink or shower directly to the exterior of the unit for easy disposal using a bucket or portable holding tank. Often used on fold down campers and marine applications. Connected using a 3/4" vinyl or plastic tubing and the exterior port is a standard 3/4" MPT water hose connection.

Exterior Evacuation Drain Trap, Packaged:

20285 Drain Trap #95195 20

20283 Drain Port #95185 20



SINK & DRAIN ACCESSORIES

In Section L:	Fresh Water Line	Filters	Winterizing	Pumps	Faucet & Shower	Sink & Drain	Holding Tanks	Drain Valves & Fittings	Drain Hose	Chemicals & Toilets
---------------	------------------	---------	-------------	-------	-----------------	--------------	---------------	-------------------------	------------	---------------------

LASALLE BRISTOL SINKS



REVERE STAINLESS STEEL SINK LESS LEDGE

Revere Stainless Steel self rimming single bowl sink. Overall size: 17"x13"x5"; cut-out size: 16 1/2"x12 1/2". Drain 2 1/2".

28659 Single Sink #13RSM1713LL g



28657

REVERE STAINLESS STEEL DOUBLE SINK WITH LEDGE

Revere Stainless Steel self rimming double bowl sink. Drain 2 1/2".

28657 27"x16"x7"; Cut-out size: 26 1/4" x 15 1/4" (Not for sale in Canada) #1317SSD27167 40

28658 25"x17"x5 1/2"; Cut-out size: 24 1/4" x 16 1/4" (Not for sale in Canada) #1317SSD251735 40



28658

ROUND STAINLESS STEEL SINKS


20336 10" stainless steel round sink; 10-3/8" overall size, 9-7/8" cut out size (Not for sale in Canada) #1317SSRD10 1

20335 13" stainless steel round sink; 13" overall size, 12-1/2" cut out size (Not for sale in Canada) #1317SSRD13 40

10"X13" OVAL STAINLESS STEEL SINK

- Requires a 1-1/2" drain.
- 13-1/4" x 10-1/2" overall size.
- 12-3/4" x 10" cut out size.

20337 10" x 13" Oval SS Sink (Not for sale in Canada) #1317SSOV1013 40



20336

20337

PLASTIC OVAL LAVATORIES

10" x 13" self-rim; 8" x 11" cutout. Comes with a glue-in tailpiece and a stopper.

21940 Bone #16156PP g

17" x 20". Without tailpiece; requires a 1-1/4" C.O. Plug (not included).

Oval Lavatory:

21780 White #16305PW g

21779 Ivory #16305PP g



21940

21780



20081

20084

VALTERRA SWIVEL 360° DRAIN CONNECTORS

1-1/2" X 3/4" Drain Connector. Carded.

20081 90° #T01-0091VP 25

20084 Straight #T01-0094VP 25



The Original - Popular since 1972.



Garden Hose Thread Terminal

ZEBRA RV ACCESSORIES COVERED BUCKET



HOLDING TANK FOR SINK AND BATH WASTE WATER

The Covered Bucket collapses into 2" x 10" x 10" for storage, yet holds more than 5 gallons (20 liters) of sink (grey) waste water. A positive shut-off valve prevents spills and the collapsible design means no venting is required. It comes with a 4 foot hose that attaches to your RV's male garden hose thread outlet. It is the least expensive model that meets all State and Campground Regulations for grey waste water disposal.

Packaged in a slim, shrink wrap package, a convenient hanging tab is provided for display hanging. Weighs less than 1 lb when empty.

20160 Covered Bucket, Grey Water Tank #R7701 12



LIFESAFE SUPER SEAL TAPE

Emergency repairs, stops leaks, forms solid rubber wrap. Strips clean, leaves no messy adhesive or residue. Holds 100psi at 220°F. Works wet or dry, greasy or dirty. Shrinks about 3% to form an airtight, waterproof seal. Use for outdoor plumbing, automotive hoses, broken water lines, electrical cables, garden hose repair, boat and RV repair, wire bundles, extension cord connectors, sports equipment, tool grips, power tools and rope ends.

47900 Super Seal Tape, 1" x 16 ft. #RE3845ES 12

HENG'S INDUSTRIES STAINLESS STEEL SINKS

HENG'S
INDUSTRIES USA, LLC



DOUBLE SINKS STAINLESS STEEL (SELF-RIMMING) 5" DEPTH

- Self-Rimming. • Double Bowl. • 300 Series Nickel-Chrome 22 gauge Stainless Steel.
- 22-1/2" x 14-1/2" cutout, 23" W x 15.75" L x 5" D.

28596 Double Sink (Not for sale in Canada)
#SSD-2315-5-22 4



SINGLE SINK STAINLESS STEEL (SELF-RIMMING)

- Self-Rimming. • Single Bowl. • 300 Series Nickel-Chrome 22 gauge Stainless Steel.
- 11-5/8" x 14" cutout, 13" W x 15" L x 5" D.

28591 Single Sink (Not for sale in Canada)
#SSS-1315-5-22 20



5" DEPTH

- Self-Rimming. • Double Bowl. • 300 Series Nickel-Chrome 22 gauge Stainless Steel.
- 24-1/2" x 14-1/2" cutout, 25" W x 15" L x 5" D.

28594 Double Sink (Not for sale in Canada)
#SSD-2515-5-22 6



7" DEPTH – DOUBLE SINK STAINLESS STEEL (SELF-RIMMING)

- Self-Rimming. • Double Bowl.
- 300 Series Nickel-Chrome 20 gauge Stainless Steel.
- 26-1/2" x 15-1/2" cutout, 27" W x 16" L x 7" D.

28593 Double Sink (Not for sale in Canada)
#SSD-2716-7 4



7" DEPTH – WITH BRILLIANT SATIN SANDED BOWL AND DECK FINISH

- Self-Rimming. • 3 Hole Double Bowl.
- 300 Series Nickel-Chrome 20 gauge Stainless Steel.
- 32-1/2" x 18-1/2" cutout, 33" W x 19" L x 7" D.

28595 7" Deep Sink (Not for sale in Canada)
#SSD-33193-7 4

CAMCO FLEXIBLE CAMPER DRAIN

Complete rust proof drain system designed especially for campers and RVs. Drain trap is made of durable, chemical resistant polypropylene, evacuation flange is made of durable ABS construction with UV stabilizers. Includes 25" of 3/4" ID hose, Camper Drain Trap and Evacuation Flange.

28702 Flex Drain, Polar White #37420 6



LASALLE BRISTOL POPSTOP

Vanity drain. 1 1/4" x 5". One-piece chrome C.O. plug and stainless steel ring. Carded.



21832 Popstop Vanity Drain #39136 25

25654 Replacement Popstop Only, Chrome #39135 1



ZEBRA Accessories RV ACCESSORIES FLEX-DRAIN KIT

- 24" Non-kink tubing.
- Sink strainer included.
- Evacuation flange with cap & strap included.
- Gas trap included.
- Packaged.


20175 Polar White #RM1522P 12



RECTORSEAL CEMENT

RECTORSEAL ABS CEMENT

For connecting ABS plastic pipe and fittings. Bonds ABS pipe and/or fittings only. Approved for potable water. Dauber-top cans. Black.



ABS Cement:

20277 4-Oz. #55938 24

20269 8-Oz. #55940 24

20802 Pint #55942 12

23363 Quart #55944 1

ALL PURPOSE CEMENT

For cementing PVC and/or CPVC to ABS. Dauber-top 4-oz. can.

21353 All Purpose Cement #55969 24

PVC CEMENT

For PVC Types I and II potable water, DWV and SW pipe and fittings up to Schedule 40 and up to 6" diameter. Dauber-top 4-oz. can.

23351 PVC Cement #55901 24

In Section L:	Fresh Water Line	Filters	Winterizing	Pumps	Faucet & Shower	Sink & Drain	Holding Tanks	Drain Valves & Fittings	Drain Hose	Chemicals & Toilets
---------------	------------------	---------	-------------	-------	-----------------	--------------	---------------	-------------------------	------------	---------------------

LASALLE BRISTOL VENT CHECK 2



1-1/2" ABS **Vent Check 2** breaks the siphoning action caused by water draining. The sealing disc inside vent check automatically opens and closes allowing proper draining without septic gas escaping. The 1-1/2" **Vent Check 2** is designed to meet current plumbing standards and is interchangeable with old style vent checks.

20460 Vent Check 2 #74PV240BB 50

LAVATORY DRAIN/TRAP PACK

Features popstop vanity drain and ABS P-Trap, plus poly gaskets for 1 1/4" and 1 1/2" pipe.

21795 Lavatory Drain/Trap Pack #652006CPS 1

SHOWER DRAIN/TRAP PACK

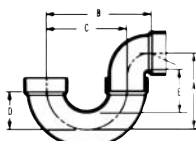
Complete with shower strainer and stainless grid, ABS P-Trap, swivel strainer adapter and locknut. Includes poly gaskets for 1 1/4" and 1 1/2" pipe.

21826 Shower Drain/Trap Pack #652010LP 1

BATHTUB DRAIN/TRAP PACK

Complete with chrome popstop bathtub drain, ABS P-Trap, swivel strainer adapter and locknut. Includes poly gaskets for 1 1/4" and 1 1/2" pipe.

21837 Bathtub Drain/Trap Pack #652010CPS 1



'P' TRAP WITH SOLVENT WELD JOINT

20864 1 1/2" Fitting, A=3 3/4", B=5 7/32", C=4", D=1 13/16", E=2 1/8" #633201 25



ABS CONTINUOUS WASTE

ABS continuous waste. Adjusts 12" to 16" in length.

Continuous Waste, CD/1:

21835 1 1/4" #39140 12


21836 1 1/2" #39144 15

23097 1 1/2" with 3/4" Dishwasher Spout #39145 1

'P' TRAP

ABS plastic with strainer adapter. Includes poly gaskets for 1 1/4" and 1 1/2" pipe.

21834 P-Trap Assembly #652011P 1



1 1/2" 'P' TRAP

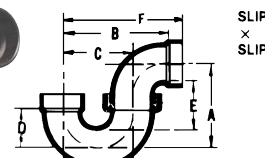
Black tubular P-trap, carded.

23094 1 1/2" P-Trap #39131 15



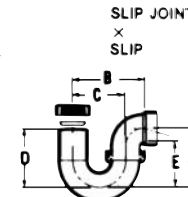
1 1/4" 'P' TRAP WITH UNION

23134 1 1/4" P-Trap Hub x Hub #633210E 1



'P' TRAP WITH DOUBLE SEAL UNION

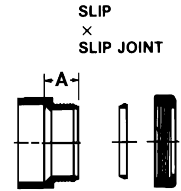
20870 1 1/2" Fitting, A=3 5/8", B=4 15/32", C=3 1/4", D=1 7/16", E=2" #633211N 25



'P' TRAP WITH LA PATTERN

20873 1 1/4" Fitting, A=3 3/8", B=4 1 1/32", C=3 1/4", D=3 5/8", E=2" #633220A 1

21347 1 1/2" Fitting, A=3 5/8", B=4 15/32", C=3 1/4", D=3 1/4", E=3 5/8" #633221A 25

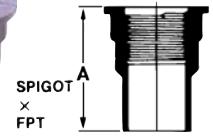


TRAP ADAPTER

20878 LS 1 1/4" x 1 1/4" Adapter, A=3 1/32" Plastic Nut #632850A 25

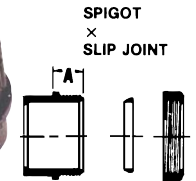
20879 1 1/2" x 1 1/2" Adapter, A=3 1/32" Plastic Nut #632851A 5

20881 1 1/2" x 1 1/4" Adapter, A=1 11/16" Plastic Nut #632860A 5



MALE STRAINER ADAPTER

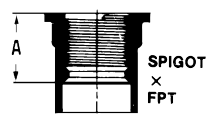
20924 1 1/2" Male Strainer Adapter, A=3 3/8" #6332117 1



TRAP ADAPTER FITTING

20844 1 1/4" x 1 1/4" Adapter, A=1 5/16" Plastic Nut #632800A 5

20845 1 1/2" x 1 1/2" Adapter, A=1 5/16" Plastic Nut #632801A 25



FEMALE STRAINER ADAPTER

20925 1 1/2", A=1 7/8" #6332119 1



SWIVEL STRAINER ADAPTER ASSEMBLY (CONTINUOUS WASTE)

20981 1 1/4" x 1 1/2" Adapter, SP x FPT #633214 100

23140 1 1/2" Adapter, SP x FPT #633215 1

23141 1 1/2" Adapter, EXT. SP x FPT #633216 1

**TAIL PIECE ADAPTER**

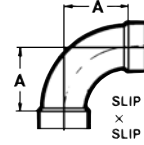
Tail Piece Adapter:

- 23135** 1½" #633211X 25
23136 1½" x 1¼" #633211Y 25

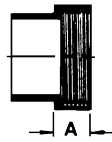
**90° ELBOW SHORT TURN**

Hub x Thread.

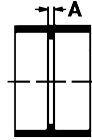
- 21820** 3" x 3" Elbow, Short Turn #6322031 25

**LONG SWEEP, ¼ BEND (90° EXTRA LONG ELBOW)**

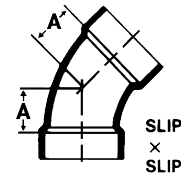
- 20832** 1¼", A=2¼" #632275 1
20833 1½", A=2¾" #632276 1
20835 3", A=4¼" #632278 20

SPIGOT
x
FIPT**CLEANOUT ADAPTER FITTING**

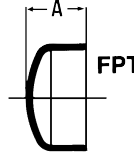
- 20896** 1½", A=2½" #633701 25
20898 3", A=1¾" #633703 25

**ABS SLIP COUPLINGS**

- 20917** 1¼", A=¼" #633000 50
20918 1½", A=¼" #633001 1
20919 2", A=¼" #633002 1
20920 3", A=¾" #633003 48

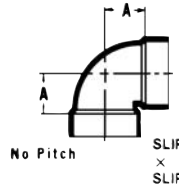
**1/8 BEND (45° LONG ELBOW)**

- 20850** 1½", A=1⅛" #632501 1
20852 3", A=1¾" #632503 25

ABS THREADED CAP

FPT

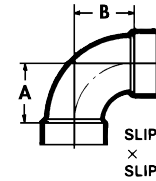
- 20813** 1½" Threaded Cap Fitting, A=1¼" #633091 25



No Pitch

SLIP
x
SLIP**¼ BEND, VENT (90° ELBOW)**

- 20838** 1¼", A=1" #632200 1
20839 1½", A=1¾" #632201 1
20840 2", A=1½" #632202 1
20841 3", A=1⅞" #632203 30

SLIP
x
SLIP**¼ BEND (90° LONG ELBOW)**

- 20822** 1¼" Elbow, A=1½", B=1½" #632250 25
20823 1½" Elbow, A=1¾", B=1¾" #632251 25
20826 3" Elbow, A=3¼", B=3¼" #632253 30
20828 3" Elbow, A=3¼", B=4¼", Slip x Thread #6322531 20

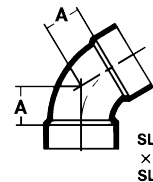
**NUTS AND WASHERS**

Slip Joint Nut:

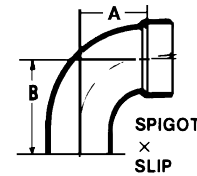
- 21542** 1½", A=1¾" #633931 5

Slip Joint Washer:

- 24222** 1¼" #349210003 1
24223 1½" #65300 1
24224 1½" x 1¼" #65301 1

SLIP
x
SLIP**1/6 BEND (60° LONG ELBOW)**

- 20829** 1½" Elbow, A=1" #632601 1
20831 3" Elbow, A=1⅞" #632603 10

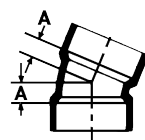
SPIGOT
x
SLIP**SINGLE SOCKET, ¼ BEND (90° LONG STREET ELBOW)**

- 21530** 1¼" Elbow, A=1½", B=2¼" #632450 1
21531 1½" Elbow, A=1¾", B=2½" #632451 1
21532 2" Elbow, A=2½", B=3¼" #632452 1
21533 3" Elbow, A=3¼", B=4¼" #632453 25
21346 3" Elbow, A=4¼", B=4¼" #635278 20

THREADED CLEANOUT PLUG

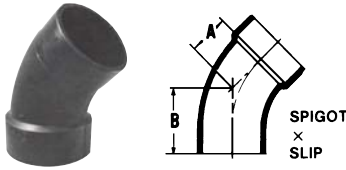
Threaded Cleanout Plug Fitting:

- 20815** 1¼", A=1" #633050 1
20816 1½", A=1¾" #633051 25
20819 3", A=1¾" #633053 25

SLIP
x
SLIP**1/16 BEND (22½° ELBOW)**

- 20855** 1½" Elbow, A=½" #632551 1
20857 3" Elbow, A=1¾" #632553 40

In Section L:	Fresh Water Line	Filters	Winterizing	Pumps	Faucet & Shower	Sink & Drain	Holding Tanks	Drain Valves & Fittings	Drain Hose	Chemicals & Toilets
---------------	------------------	---------	-------------	-------	-----------------	--------------	---------------	-------------------------	------------	---------------------



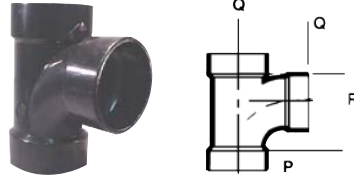
SINGLE SOCKET, 1/8 BEND (45° LONG STREET ELBOW)

21526 1 1/4" Elbow, A=1", B=1 3/4" #632400 1

21527 1 1/2" Elbow, A=1 1/8", B=1 7/8" #632401 1

21528 2" Elbow, A=1 1/2", B=2 3/8" #632402 1

21529 3" Elbow, A=1 3/4", B=3 1/4" #632403 25



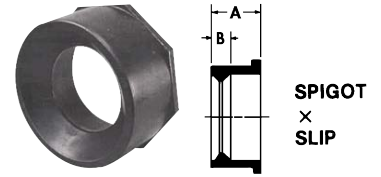
SANITARY TEE

s=Slip; h=Hub; fpt=Female Pipe Thread.

20901 1 1/4" All 3 Ends, P-s, Q-s, R-s #632150 1

20902 1 1/2" All 3 Ends, P-s, Q-s, R-s #632151 1

20904 3" All 3 Ends, P-s, Q-s, R-s #632153 25



FLUSH BUSHINGS

21534 1 1/2" x 1 1/4" Bushing, A=1 5/16", B=3/16" #632750 1

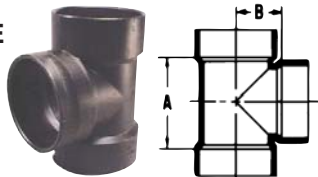
21535 2" x 1 1/4" Bushing, A=1 1/16", B=5/16" #632760 1

21536 2" x 1 1/2" Bushing, A=1 1/16", B=5/16" #632752 1

21537 3" x 1 1/2" Bushing, A=1 3/4", B=1" #632762 1

VENT TEE

Slip x slip x slip.



20929 1 1/2" All 3 Ends, A=2 3/8", B=1 13/16" #632101 5



SINGLE LONG TURN T-WYE

Single Long Turn T-Wye, Hub x Hub x Hub:

23149 1 1/2" #634301 1

23151 3" #634303 15

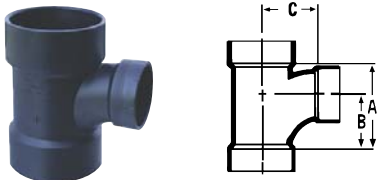
3-WAY ELBOW

3-Way Elbow, Hub x Hub x Hub:



23128 1 1/2" #632261 1

23130 3" #632263 10



SANITARY TEE, REDUCING

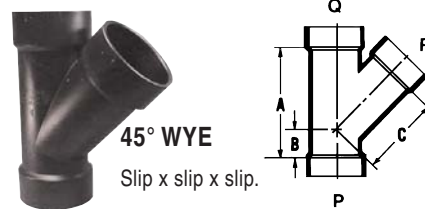
20821 3" x 3" x 1 1/2" Fitting, A=2 11/16", B=1 3/4", C=2 9/16" #632131 20

90° ELBOW WITH HEEL OUTLET

Hub x Hub x Hub.




23126 3" x 3" x 2" Short Turn #632245 25



45° WYE

Slip x slip x slip.

20860 P=3" x Q=3" x R=1 1/2"; A=4 1/4", B=1/2", C=4 5/16" #632331 25



PIPE INCREASER/REDUCER

ABS Pipe Increaser:

21348 1 1/2" x 2", A=1 7/32" #633022 1

21761 1 1/2" x 3", A=7/8" #633023 25

21349 2" x 3", A=7/8" #633024 1



3" ABS THREADED NIPPLE



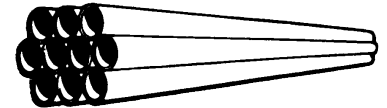
3" ABS Nipple, Threaded On Both Ends (TBE):

20067 3" TBE #T3503 5

20068 4" TBE #T3504 6

20069 6" TBE #T3506 32

20070 8" TBE #T3508 6



ABS PIPE-COMMON SIZES

ABS, Schedule 40. For all DW-V applications. IAPMO approved. 10 ft. lengths.

ABS Pipe, 10 ft. L:

21815 1 1/4" #61C4510 1

20909 1 1/2" #61C5010 1

20910 2" #61C5510 1

20911 3" #61C6510 1



ABS ADAPTER

Female Adapter:

20890 1 1/2", A=1" #632891 25

20891 2", A=1" #632892 10

20892 3", A=1 1/2" #632893 35

Male Adapter:

21671 1 1/2" x 1 1/2", A=1 1/32" #632871 1

20886 3" x 3", A=2" #632873 1




Tote-N-Stor

Portable Waste Transporters

5 Convenient Tote-N-Stor Sizes: 6, 11, 15, 25 & 32 Gallons

Tote-N-Stor Portable Waste Transporters provide you with the added waste water storage for those long stays without moving your RV.

The larger 15, 25 and 32 gallon models add capacity, along with the convenience of a storage compartment for those commonly needed fittings used to connect or drain your portable tank. These tanks can be used in conjunction with both gray and black water holding tanks.



The 15, 25 and 32 gallon tanks come with 36" of 3" drain hose (28209), 1 hose clamp (20138) and a tow bracket (25644) as standard accessories.

Quality Constructed...
Great Value!

6 GALLON TOTE-N-STOR

Your basic Tote. Easy to carry, without wheels. 21" L x 13 $\frac{1}{2}$ " W x 9"H.

25951 6 Gal. Tote-N-Stor #42106 1

11 GALLON TOTE-N-STOR

With wheels. 31 $\frac{3}{8}$ " L x 15 $\frac{1}{2}$ " W x 9"H

25606 11 Gal. Tote-N-Stor #42013 29

15 GALLON TOTE-N-STOR

With wheels and storage compartment and accessories. 31 $\frac{1}{4}$ " L x 17 $\frac{3}{4}$ " W x 11 $\frac{5}{8}$ " H

25607 15 Gal. Tote-N-Stor #42012 20

25 GALLON TOTE-N-STOR

With wheels and storage compartment and accessories. 35 $\frac{1}{4}$ " L x 24" W x 11 $\frac{5}{8}$ " H

25608 25 Gal. Tote-N-Stor #42022 16

32 GALLON TOTE-N-STOR


With wheels and storage compartment and accessories. 45 $\frac{3}{4}$ " L x 24" W x 11 $\frac{5}{8}$ " H

25609 32 Gal. Tote-N-Stor #42010 16

TOTE-N-STOR DRAIN WATER TANKS

PLUMBING

In Section L:	Fresh Water Line	Filters	Winterizing	Pumps	Faucet & Shower	Sink & Drain	Holding Tanks	Drain Valves & Fittings	Drain Hose	Chemicals & Toilets
---------------	------------------	---------	-------------	-------	-----------------	--------------	---------------	-------------------------	------------	---------------------




15-Gal.
25607

WITH QUIET
RUBBER WHEELS!

- Completely Assembled
- Rugged Construction
- Larger sizes include FREE Accessory Kit

Accessories stored in special storage compartment on 15, 25 & 32 gallon models. Accessories included: 15" garden hose, 3/4" gray water hook-up hose, garden hose cap, sewer hose adapter, 36" of 3" sewer hose, hose clamp and a tow bracket.

32-Gal.
25609



Replacement Parts for Tote-N-Stor:

- 25610** 15" Garden Hose #W01-3018 10
- 20099** Garden Hose Cap & Strap #T20099 400
- 24654** Standard Straight Hose Adapter, CD/1 #24654 30
- 24655** 3" Cap with Garden Hose Fitting #24655 40
- 27282** Replacement Lid #27282 3



Accessories for Tote-N-Stor:

- 25644** Towing Bracket #25644 30
- 27283** Accessory Kit, Includes: **25610** (15" Garden Hose), **20099** (3/4-inch Cap & Strap), **24650** (Straight Hose Adapter), **20138** (Hose Clamp), and **24655** (Termination Cap) #43034 1
- 27551** Rubber Wheel Kit #43115 1



TOTE N'STOR 4-WHEELER TOTE TANKS

The only 4-wheel tote tank that lets you store your extra hookup fittings. The Tote-N-Stor tanks have a low-profile design for easy storage, and a handy vent system that makes these not only quick to fill but also the fastest draining tanks on the market. The convenient Tote-N-Stor tanks come completely assembled, including a built-in storage compartment with a 3/4" garden hose cap; a 3" cap with garden hose fitting; a 3" straight hose adapter; a 15" garden hose; a 3" x 36" waste drain hose and clamps. A translucent sight tube shows you the fill level. The smart design also lets you drain the tank without lifting, and fill the tank without it bulging from expansion. A built-in tow handle is longer than the handles on other tanks, making the Tote-N-Stor tanks easy to steer, and the extra length also prevents the tank from hitting your heels when you pull it. When you let go of the handle, it doesn't fall to the ground, so the Tote-N-Stor handle stays clean, too. 3-year manufacturer warranty.



Smart positioning of wheels and handle make Tote-N-Stor easy to steer



- 20122** 4-Wheeler 18 Gal. #14855 10
- 20123** 4-Wheeler 25 Gal. #14856 7
- 20129** 4-Wheeler 38 Gal. #14857 6



THETFORD'S IMPROVED SMARTTOTE™ PORTABLE WASTE TANKS

A premium portable waste tank that delivers the utmost in ease of use, convenience, sanitation and ease of storage. Thetford's innovative design brings it all together with patented hose handling and AutoStop™ fill shutoff to prevent spills.

- Saves time, effort, hassle!
- Completely self-contained; nothing else to buy.

PERMASTORE HOSE HANDLING & STOWAGE

Self-storing sewer hose stays connected at bottom of tank. Cradle pivots; hose extends 5 feet. Ingenious! No more mess or worry about where to stow the hose. A bayonet cap prevents spills. Just pull out and connect to fill or empty. Hose returns neatly into its cradle. The onboard water hose (all models except 12-gallon) provides easy cleanout, and friction-fits on the tank for convenient storage.

AUTOSTOP™ LEVEL GAUGE

There's no guessing with the AutoStop level gauge/valve. It monitors the fill level to prevent messy overflowing, and stops the flow when the tank is full. The gauge is removable for easy maintenance, and releasing its vacuum helps drain the contents at the bottom of the tank.

EASY HANDLING—NO HEAVY LIFTING

The LX models have 4 wheels. LX tanks remain horizontal throughout use, even when draining. The LX tow handle pivots for convenient transit, hooks to any ball hitch, and folds flat onto tank without disassembly for fast, easy storage.

SmartTote Premium Portable Waste Tank:

- 28491** SmartTote 12, 12-Gallon 2-Wheel Tank; 30" L x 18-1/8" W x 10-1/2" H (Equipped with 2 Wheels (5" Rear); Dump Cap (3" Bayonet); Cap for water inlet (receptacle retrofit-able to level gauge) #40505 **1**
- 28492** SmartTote 18LX, 18-Gallon 4-Wheel Tank with Handle; 34-1/8" L x 19-3/4" W x 14-3/8" H (Equipped with 4 Wheels; Tow Handle; 5' PermaStore™ Hose; AutoStop™ Level Gauge; Water Hose) #40510 **1**
- 28493** SmartTote 27LX, 27-Gallon 4-Wheel Tank with Handle; 39" L x 23-7/8" W x 14-3/8" H (Equipped with 4 Wheels; Tow Handle; 5' PermaStore™ Hose; AutoStop™ Level Gauge; Water Hose) #40515 **1**
- 28494** SmartTote 35LX, 35-Gallon 4-Wheel Tank with Handle; 47-5/8" L x 23-7/8" W x 14-3/8" H (Equipped with 4 Wheels; Tow Handle; 5' PermaStore™ Hose; AutoStop™ Level Gauge; Water Hose) #40520 **◆ 1**



SMARTTOTE
IMPROVED for 2008!

- Saves time, effort, hassle
- PermaStore™ hose stays connected to tank; collapses into pivoting cradle for neat, compact storage
- AutoStop™ gauge prevents messy overflowing
- Molded tow handle on LX models folds flat
- Self-storing rinse hose on all models (except SmartTote 12)
- LX models have tow handle and 4 wheels for easy handling



Self-storing sewer hose stays connected; just remove the cap and pull out the hose.



Easy to connect hose for filling.



The hose cradle swivels down for draining without lifting the tank.



Self-storing water hose for easy tank cleaning.



AutoStop™ helps drain the remnants in the tank bottom.

THETFORD NON-FORMALDEHYDE STORAGE DEODORANT

Non-formaldehyde holding tank deodorant controls odors for up to 6 months in empty tote tanks and RV holding tanks during storage. Lubricates seals. Compatible with anti-freeze solutions.

Thetford Storage Deodorant (Not for sale in Canada):

- 28674** 24-oz. #32901 **6**
- 28673** 3 x 8-oz. bottle #32900 **12**



THETFORD

In Section L:	Fresh Water Line	Filters	Winterizing	Pumps	Faucet & Shower	Sink & Drain	Holding Tanks	Drain Valves & Fittings	Drain Hose	Chemicals & Toilets
---------------	------------------	---------	-------------	-------	-----------------	--------------	---------------	-------------------------	------------	---------------------

ORIGINAL TOTE-ALONGS

Five convenient sizes from 5 to 30 Gallons provide a capacity for every need. Blow-molded polyethylene construction and quality zinc plated steel brackets throughout. Extra large, heavy-duty wheels and standard bayonet fittings included on all tanks. Tow bracket and 5' sewer hose included with 15, 22, and 30 gallon Tote-Alongs. All original Tote-Alongs come completely assembled.

10-GALLON ORIGINAL TOTE-ALONG TANK

30" L x 15" W x 8¹/₄" H; 11 lbs. empty.

26080 10-Gallon Tank #10893 1

15-GALLON ORIGINAL TOTE-ALONG TANK

37" L x 15" W x 10" H; 13 lbs. empty.

26082 15-Gallon Tank #11747 1

22-GALLON ORIGINAL TOTE-ALONG TANK

37" L x 20" W x 10" H; 16 lbs. empty.

26081 22-Gallon Tank #11104 1

30-GALLON TOTE-ALONG TANK

37" L x 24" W x 11" H; 34 lbs. empty.

Also includes 3/4" garden cap hose, 3" bayonet cap, two 3" hose adapters, two 3" stainless steel adjustable clamps, and 1/2" ID drain hose

28671 30-Gallon Tank #31342 1

BARKER ORIGINAL AND 4-WHEELER



TOTE-ALONGS:
10 15, 22 & 30
GALLON TANKS

30-Gal.
28671

TOTE-ALONGS...



barker



4-Wheeler

16-GALLON 4-WHEELER TANK

37" L x 17" W x 11¹/₂" H; 21 lbs. empty.

28094 16-Gallon 4-Wheeler #28191 1

25-GALLON 4-WHEELER TANK

38 L x 24" W x 11¹/₂" H; 32 lbs. empty.

27659 25-Gallon 4-Wheeler #25895 1

32-GALLON 4-WHEELER TANK

46" L x 24" W x 11¹/₂" H; 37 lbs. empty.

27660 32-Gallon 4-Wheeler #27844 ♦ 1

42-GALLON 4-WHEELER TANK

46" L x 24" W x 14" H; 47 lbs. empty.

28479 42-Gallon 4-Wheeler #30844 ♦ 1

TOTE-ALONG BOBBER GAUGE FULL TANK INDICATOR

Tote-Along Bobber Gauge alerts you before overfilling, helps prevent spills and mess. Installs in seconds and attaches to any 3/4" garden hose opening. The red tipped "bobber" provides a visual signal when your tank is almost full.



27661 Bobber Gauge #26835 1

GRAY WATER TANK SYSTEM

Collapsible 5-gallon tank for easy storage. Easy to carry handle for pouring water plus the three foot hose allows you to hook up to pop-up campers or any RV with 3/4" termination cap with male garden hose connection. Made in USA.

26001 gray WaterTank System #16018 1



See pages
420-421 for
gray water
drain hose

CAMCO REPLACEMENT SEWER FITTING GASKETS, BAYONET & 4 IN 1 ADAPTER

Replace the gaskets on your bayonet and 4 in 1 sewer fittings to ensure an odor tight seal. Gaskets work with all Camco, Revolution™, RhinoFLEX™, and EasySlip® elbow and bayonet fittings. 2 set pack includes two bayonet gaskets and two 4 in 1 gaskets.

20091 RV Sewer Hose Fitting Gaskets, 2 sets of gaskets #39834 6

