

In Section M:	Starter Kits	Vehicle Items	Window & Door	Interior Accessories	Mats	Steps	Camper Tie Downs	Wheel Chocks	Ladders	Carriers	Winches	Levelers	Jacks
---------------	--------------	---------------	---------------	----------------------	------	-------	------------------	--------------	---------	----------	---------	----------	-------



## HUSKY WHEEL CHOCKS

- Cross Ribbed
- High-Impact Plastic
- Bright Color
- 7 1/4" L x 5" W x 4 1/4" H

Husky Wheel Chocks:

**95036** 6 per Box #95036 12

**38511** 2 per Clam Shell #38511 16



86849 fully opened

Ultra-Fab Products, Inc.



86849 fully closed

## ULTRA-FAB PRODUCTS CHOCK-N-LOCK DELUXE ULTRA CHOCKS FOR TANDEM AXLES

Enjoy greater comfort with **Chock-N-Lock**. Patented device eliminates front to back movement when you're in your RV. Locks the two wheels of the tandem trailer to render them motionless. When engaged, each tire works against the other. Effective on most trailers regardless of wheel spacing or ground surface. A cam and scissors is activated, assuring a total lock. It provides stability on any ground, loose dirt, gravel or incline. No more wooden blocks, bricks and other chocks with **Chock-N-Lock**. Your trailer won't move unless you want it to.



**Features:** • E-Z grip handle for better leverage; super grip louvers for maximum grip. • Simple one-step operation—takes just seconds to install. • Easy to operate by just one person. • Corrosion-resistant zinc plated. • Heavy gauge, all steel construction for strength and durability. • May be padlocked for security. • Minimal storage space required—2-1/2" x 4" x 10". • Adjusts from 2" to 6" to accommodate wheel spacings on different trailers. • One-yr. limited mfr. warranty.

Chock-N-Lock Ultra Deluxe Chock:

**86849** Each #21-001060 g

**86850** 2/Pk. #21-001070 4



77433

## LYNX RECREATIONAL VEHICLE LEVELING KIT

Modular designed levelers not only configure to fit any leveling function, but they also withstand tremendous weight. To use: simply set them into a pyramid shape to the desired height that the RV needs to be raised and drive onto the stack. The levelers can also be used as a support base for other stabilizing equipment. Use under single and dual wheels, under tandem axles and under jacks. 8 1/2" x 8 1/2" with 1 1/2" thickness to give 1" lift. The 10 pack comes in an easy to store nylon bag and weighs less than ten pounds; the 4 pack weighs 3 lbs.

Lynx Levelers:

**70359** 4 Pack #00016 16

**77433** Set of 10 Levelers with Nylon Bag #00015 g



86306

## LYNX STOP 'N CHOCK

### LEVELING YOUR RV HAS NEVER BEEN EASIER

The only self-positioning guide. Now you'll hit the top of the stack every time. The perfect accessory for your original Lynx Levelers. Just place the Stop 'N Chock on a stack of Lynx Levelers, but the stack up to the wheels, slowly idle your RV to the top of the stack until you Stop 'n Chock. It's that easy! • Strong and durable. • Easy to clean. • Safe and easy to use. • 8.5" x 8.5" x 6".

**74947** Lynx Stop 'N Chock, Each #00018 16

**77545** Lynx Stop 'N Chock, Bx/2 #00018-2PK g

## LYNX LEVELER CAP

### GIVES YOU A FULL FLAT SURFACE ON TOP OF YOUR ORIGINAL LYNX LEVELERS

The cap is designed to provide a flat surface to accommodate the many styles of stabilizing pads found on the market today, and can also be used to provide a flat surface while using the Levelers under the wheels. The unique interlocking design of LynxCap™ means it will not increase the stack height and ensures a secure fit on your original Lynx Levelers. Comprehensive 3-yr. mfr. warranty.

**86306** Lynx Leveler Cap Pk/4 #00019 g

## STOP 'N CHOCK



SEE TOWING SECTION "N"  
FOR OTHER TIRE & WHEEL ACCESSORIES

1 product, 3 solutions!



### VALTERRA EZ LEVELER & JACK PAD

- Multi-use – leveler, jack or tongue wheel support.
- EZ Leveler – stacks to required height.
- Strong – holds up to 40,000 lbs.
- Adaptable – works on hard or soft ground.
- Convenient – snaps together for carrying & storage.

EZ Leveler &amp; Jack Pad:

30726 Set of 4 #A10-0916 6

30727 Set of 10 #A10-0918 4



### VALTERRA STACKERS' CHOCK

Designed to work with Valterra's "STACKERS" RV leveling block system. Place in position, drive onto the stackers and the chock stops the RV wheel at the top of the stack. It's that simple and makes leveling a one person job! The STACKERS' CHOCK also includes a built-in handle for secure nesting onto the STACKERS leveling blocks as well as easy carrying.

87575 Stacker's Chock #A10-0922 6



### VALTERRA STACKERS

Pack of 10.  
Sold in a bag.

87574 Stackers, Pk/10 #A10-0920 4



### MAC WHEEL CHOCK

- Multi-Ribbed Design
- High-Impact Plastic
- Built-In Sure Grip



Multi-ribbed reinforcement chock design features the convenience of a built-in sure grip handle. Made of high-impact plastic, these chocks provide superior strength, safety and stability to your parked travel trailer or boat trailer. Dimensions: 8<sup>1</sup>/<sub>16</sub>" L x 3<sup>3</sup>/<sub>8</sub>" W x 4" H. This product has great appeal in both the Marine and RV markets. Black plastic.

34714 Wheel Chock #34714 30



### VALTERRA WHEEL CHOCK

- Prevents your tire from rolling or sliding.
- Has ribbed surface for better grip.
- Nylon cord allows you to easily remove the chock when finished.

39323 Wheel Chock #A10-0908 14




### VALTERRA BIG CHOCK WHEEL CHOCK

Heavy duty wheel chock keeps RVs in place. Includes rubber foot to enhance grip and nylon cord for easy removal. 9.5" L x 8.5" W x 4.5" H.

30729 Big Chock Wheel Chock #A10-0914 6

380 (N) CAT.



### FLUORESCENT ORANGE POLYURETHANE WHEEL CHOCKS

- Fluorescent Orange for high visibility.
- Semi-rigid polyurethane.
- 1/2 the weight of rubber.
- Built-in carrying hand grip.
- Includes mounting holes for rope, eye bolts, etc.

Wheel Chock, Polyurethane, Box/2:

31383 7.38" W x 8.31" D x 6.25" H,  
Weighs 2.37 Lbs #WC786 131384 8.69" W x 11.25" D x 8.13" H,  
Weighs 4.37 Lbs #WC8118 1

### STROMBERG CARLSON PRODUCTS CHAIR RACK FOR OUTDOOR LADDER

Relaxing in a larger comfortable RV Chair is great, but transporting them with limited storage is tough. This RV Ladder Chair Rack gets your style of chair to the campsite or seasonal lot. These strap and buckle secure your chairs as you travel the highways. This rack does not rattle, and allows traffic to the roof by simply pulling our pins to swing the storage arms out of the way. Made from aluminum. • 1-yr. warranty. • 25" D x 18" W x 5" H ; weighs 6 lbs.

80190 Chair Rack for Outdoor Ladder #LA-104 1

In Section M:	Starter Kits	Vehicle Items	Window & Door	Interior Accessories	Mats	Steps	Camper Tie Downs	Wheel Chocks	Ladders	Carriers	Winches	Levelers	Jacks
---------------	--------------	---------------	---------------	----------------------	------	-------	------------------	--------------	---------	----------	---------	----------	-------



### MOTORHOME RACK AND LADDER

Both rack and ladder are made of Brite-dipped anodized high-tensile strength aluminum. Tubing is heavy wall 1" diameter, and stand-offs are extruded. Universal rack is 80" wide, and can be made to fit smaller units by cutting a section out of the back rail. Universal Ladder (97 1/2") will fit any motorhome, camper, 5th wheeler or trailer. Hinged and adjustable to conform to any vehicle contour. Mounting hardware included.

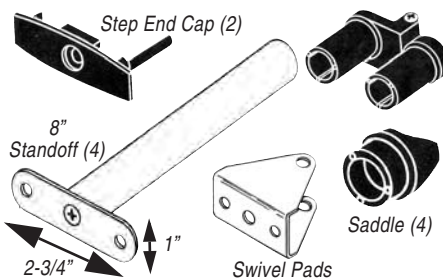
*Universal Motorhome Rack only with stanchions:*

**70209** Silver #UR-101 1

*Universal Motorhome Ladder only*

**70211** Silver #UL-100 1

**86579** White #ULW-100 1



### STANDOFF PACKAGE FOR LADDERS (MODEL #UL-100)

Includes: • 8" Standoff Tubes (End of 2-3/4" x 1") (4); Attaches ladder to coach. • Saddles (4); Between standoff and ladder bow. • Oval Pads (4); For mounting top and bottom ladder. • Step End Caps (2) and all screws needed for mounting.

**87564** Standoff Parts Package for UL-100 #CI-54 1



### STROMBERG CARLSON PRODUCTS BIKE RACK FOR UNIVERSAL LADDER

This bike rack clamps to your RV Ladder and is secured to ensure a "no rattle" rack. Once installed, pins can be pulled to easily give access up and down your ladder. This bike rack carries two bikes and will get them to your destination safe and secure. Made from aluminum to match the no-rust finish of your RV ladder. • 1-yr. warranty. • 25" D x 18" W x 5" H ; weighs 6 lbs.

**80191** Bike Rack for Universal Ladder #LA-102 1



### STROMBERG CARLSON PRODUCTS BUNK LADDERS

Bunk ladder includes padded rubber treads, and two styles of attachment for safety (hooks and extrusions).

**87670** 60" Ladder #LA-460 1

**87671** 66" Ladder #LA-466 1

### UNIVERSAL VAN LADDER AND DECK RAIL

Universal Van Ladder is of round aluminum tubing with elliptical, serrated steps. It is complete, ready to mount, even to the pre-attached brackets (but mounting screws are not included). Ladder measures 49-1/2" L x 12" W. Deck rails complement the ladder and feature a turned down angle to meet and attach to the roof in front. This avoids "catching" on limbs or wires. Rails are 48" L x 52" W assembled.

**70356** 4-Step Ladder Only (without mounting screws)

Note: Does not fit Ford vans 92 and up #400-4S 1

**70357** LS Deck Rail #148BTR 2/4-2 1



### HEAVY DUTY SLIDE ASSEMBLIES

Industrial grade ball bearing slides fit any width compartment. Attach your own storage platform and the slides will give you 100% slide-out extension for easy access to items stored in the back. Slides provide smooth, effortless extension. Safety latch mechanism holds your load in either the retracted or fully extended position. Readily accepts all cabinet drawer and storage box type constructions. Allows easy pullout access to heavy items such as toolboxes, storage racks, and appliances. 200 lbs. capacity.

*H.D. Slide, Latch on Right:*

**74160** 20" Length #905916000 1

**74161** 32" Length #905918000 1

### KWIKEE SUPER SLIDE II

The **SuperSlide II** strikes a welcome balance between weight savings and cargo storing strength. **Overall Weight Savings.** As the RV buyer's list of "must-have" amenities grows, so does the overall weight of the RV. Saving a pound here and there becomes more and more critical. Weighing in around 50 pounds lighter than the original SuperSlide™, the SuperSlide II™ is a great place to shed a few extra pounds. **Storage Capacity.** The SuperSlide II easily handles evenly distributed loads up to 800 lbs. Plenty of capacity for toolboxes, extras, and all the big toys. Slides are available in several depths and are ready to finish to desired width. Slim side rails allow maximum side-to-side storage with no wasted space. **Smooth Access.** The powder-coated finish and stainless steel roller-bearings deliver smooth, easy operation. All slides securely latch in the extended and stowed positions. The 90" SuperSlide II pulls out in either direction, while other sizes pull out in one direction. **Fast, Easy Assembly.** End trim pieces for front and back are included, as are twelve 3/16" pop rivets for assembly.



Length determined by selecting SLIDE to fit compartment depth. SuperSlide II installation requires Trim Kit (see below).

*SuperSlide II Assembly without Trim Kit:*

**73030** 54" Length

#905892000 1

**73273** 90" Length, 2-Way Pull

#905849900 1

Width determined by selecting TRIM KIT width to fit compartment width. Trim Kit includes: 2 end pieces, jig kit, and 3 mid-rails. You add plywood and carpet.

*Trim Kit for SuperSlide II:*

**73424** 24" Width #905849024 1

**73478** 37" Width #905849037 1

### STROMBERG CARLSON PRODUCTS CARGO TRAY SLIDES



Today's RV's provide cavernous storage for toys, gear and tools. But without a 5 year old to crawl into the storage area to retrieve what you need, the space can seem un-useable. Cargo Tray Slides are designed to bring your gear out from storage to make all items more easily accessible.



We design many sizes to fit into the deepest cargo area. Further, our designs can be used back to back like shown above for you to create access from multiple openings or pass through compartments. This provides flexibility in fitting the right width to your coach. For instance, one tray could be 48" wide, while the second tray may be in an area that requires a 36" wide tray. In short, your clubs for the course, a fly rod for the flats, a grill for dinner, or some tools for a special project are all available with the pull of the slide.

Our Cargo Tray Slides come in many sizes. The size you need is simply determined by the depth of the compartment you can utilize our Tray Slide in. We provide everything you need except the plywood and carpet for your tray slide to work.

Locking Mechanism: Yellow handle locks the tray slide out for unloading your stored items. Press handle in to store slide and lock tray in place. Pull yellow handle again to deploy slide. The cage pin allows for a safety traveling lock that is tethered to the tray at all time.



We provide everything (except the 3/4" plywood & carpet).  
Length: 36", 44", 48" or 54".  
Width: determined by the 3/4" plywood you provide.  
All items are able to ship UPS.



*Back to back slides cover pass through compartments.*

Order #	Mfr. #	Description	Weight	Height	Width	Length	
<b>CARGO TRAY SLIDES</b>							
<b>87692</b>	#KV-36	36" Cargo Tray Slides - 300 lbs maximum limit	37 lb.	5.00"	5.25"	37.00"	
<b>87693</b>	#KV-44	44" Cargo Tray Slides - 300 lbs maximum limit	45 lb.	5.00"	5.25"	45.00"	
<b>87694</b>	#KV-48	48" Cargo Tray Slides - 300 lbs maximum limit	49 lb.	5.00"	5.25"	49.00"	
<b>87695</b>	#KV-54	54" Cargo Tray Slides - 300 lbs maximum limit	55 lb.	5.00"	5.25"	55.00"	

In Section M:	Starter Kits	Vehicle Items	Window & Door	Interior Accessories	Mats	Steps	Camper Tie Downs	Wheel Chocks	Ladders	Carriers	Winches	Levelers	Jacks
---------------	--------------	---------------	---------------	----------------------	------	-------	------------------	--------------	---------	----------	---------	----------	-------

## NEW! SLIDE-OUT REPLACEMENT PARTS

See the Replacement Parts section of this catalog for our selection of slide-out parts.



## SportRack®

### HITCH PLATFORM SYSTEM 2EZ

- Easy to install, use and store. Recommended for 1-1/4" and 2" receiver.
- Carries up to 2 bikes.
- Rubberized hooks to protect bike finish.
- High-grade (14 gauge) powder-coated steel. Fits all bike frames and sizes.
- Center post tilts away for easy rear vehicle access.

**76096** 2EZ Bike Carrier #A30901 1



### ELITE UPRIGHT BICYCLE CARRIER

- Universal bicycle carrier.
- Fits most other load carrier systems on the market.
- Fits perfectly on our Tent Trailer Rack #86309.
- Suitable for all bicycle models: race, mountain and touring.
- Made of top-quality steel tubing treated with anti-rust paint.
- Telescopic rail.
- Anti-theft lock provided.

**86310** Elite Upright Bicycle Carrier #A882 1



### TENT TRAILER RACK

Rail Kit Included.

#### #86309 SPECIFICATIONS

- Material: Steel.
- Finish: Powder-coated.
- Color: Black.
- Length: From 80" (203cm) to 86" (218 cm).

Take full advantage of your camping trips by carrying bikes, kayaks, canoes, basket racks & small boats! With an attractive design and finish, the SportRack "Trailer Tent Rack" looks great on any folding camping trailers. Can be adjusted in length and installs easily and quickly on most folding camping trailers.

**86309** Tent Trailer Rack #A21020 1



### DUTTON LAINSON TIPPERLATCH

For use on tilt-bed medium and light-duty trailers such as PWC, snowmobile & utility. The automatic latch holds the tilt bed securely in place. The spring loaded non-pinching latch is engineered for easy release. Zinc plated TUFFPLATE® finish.

**78670** Tipperlatch #13353 1



# SportRack

## HITCH-N-DRIVE STANDARD SERIES

- The STANDARD SERIES has a user-friendly bicycle attachment.
- Protective rubber extrusions help protect bicycles.
  - This system is designed to handle bikes with oversize upper bar (2-1/2" or less in diameter).
  - Can carry race, mountain or touring bicycles.
  - Locking kit not included.



Part #	Description	Mount	Holds # Bikes	Lock?	Max Wt.	Position
86307	Std. 3-Bike Rack-Bx/1	Fixed Mount	3	No	132 lb.	Fixed
86311	Std. 3-Bike Rack-Bx/1	1 1/4" & 2"	3	No	132 lb.	Fold-down
86305	Std. 4-Bike Rack-Bx/1	1 1/4" & 2"	4	No	180 lb.	Fold-down

**SEE PAGE 291 FOR BIKE COVERS**



### ULTRA-FAB PRODUCTS

#### CARGO CARRIERS

87569 installed




87570 installed



- Rugged Steel construction.
- Powder coated for years of durability.
- Metal mesh platform eliminates standing water.
- Convenient tie-down utility holes.
- Fits 2-inch receiver hitch.
- 1-yr. warranty.

**Cargo Carrier (Weight, Capacity):**  
**87569** XL Cargo Carrier, 23.25" x 60", (39 lbs, 500 lbs) #48-979025 1  
**87570** Cargo Carrier, 19.25" x 60", (36 lbs, 500 lbs) #48-979029 1




### ULTRA-FAB PRODUCTS

#### UNIVERSAL TIRE CARRIER

- Retaining bolt with clevis pin for adjustable, solid retaining bolt for rigid.
- Bolts to 4-in. box bumpers.
- Fits C style truck bumpers.
- Powder coated and rust resistant for longer life.
- Heavy-duty construction for greater strength.
- Easy to install, bolts on in minutes.
- Fits 5, 6 and 8 lug Kelsey Hayes type wheels and Fayette type travel trailer wheels.
- Lifetime warranty.

**87565** Universal Tire Carrier #15-954730 1



#### BIKE RACK ACCESSORY FOR HAULER

- Rugged steel construction.
- Powder coated for years of durability.
- Holds up to 3 bikes.
- Convenient tie-down strap included.
- Lightweight for easy mounting.
- Installs easily in just minutes to cargo carrier (Sold separately).
- Lifetime warranty.

**87571** Bike Rack Accessory for Hauler #48-979030 1

#### Master Lock

### MASTER LOCK SPARE TIRE LOCK



Prevent theft of spare tire and wheel. Heavy-duty lock fits bolt sizes up to 1/2" diameter. Bright chrome plated.

**30097** Spare Tire Lock #262DAT 24

In Section M:	Starter Kits	Vehicle Items	Window & Door	Interior Accessories	Mats	Steps	Camper Tie Downs	Wheel Chocks	Ladders	Carriers	Winches	Levelers	Jacks
---------------	--------------	---------------	---------------	----------------------	------	-------	------------------	--------------	---------	----------	---------	----------	-------



- Basket dimensions 60" x 20" x 6".
- Made to fit in 2" receiver hitch.
- Heavy-duty all-steel tubular construction.
- 2-piece bolt-together unit.
- Frame made with 5/8" dia. tubular steel.
- Expanded steel mesh floor.
- Formed 2" square extension bar is reversible to be used in drop or rise position.
- Sides are 6" H to keep cargo secure and in place.
- Black powder-coat finish is weather-resistant.

**86424** Hitch Basket Fold-Away  
#A30850 1



### SUSPENSION PRO SPARE AND DOLLY BRACKET

Fits either 4 or 5 hole rim for 8", 9" and 12" tires. Drilled with padlock hole in main shaft. Serves as a revolving spare tire carrier and dolly wheel when trailer is removed from car. Provides full tire tread width when used as a dolly wheel. Particularly effective on soft ground. Black powder-coated finish. Fit 3" x 3" and 3" x 4" square tongues. Wheel and tire not included. Made in USA.

**70463** Spare And Dolly Bracket  
#22144 6221 1



### SUSPENSION PRO EXTRA OFFSET SPARE TIRE CARRIER

Heavy-duty bracket extends the spare tire at an angle to avoid damage or marring of boat finish. Zinc-plated TUFFPLATE® finish. Fits wheel sizes from 13" to 15", 5 hole rims. Fits trailer tongues 2" or 3" wide, up to 5" high. Made in USA.

**78667** Offset Spare Tire Carrier, Boxed  
#22145 1





### STROMBERG CARLSON TIRE CARRIER, TR SERIES

- Fits on 4" square bumpers.
- Design for Travel Trailer and Fifth Wheel Spares.
- Heavy Duty Simple Construction.
- Includes all parts and hardware to attach your tire to the carrier and the carrier to your 4" square bumper.
- Deluxe four color black & gold packaging.

**UNIVERSAL RIGID TIRE CARRIER**  
**87237** Tire Carrier, Rigid column design  
#TR-1 1

**UNIVERSAL FOLDING TIRE CARRIER**  
Folding column to access rear compartments.

**87238** Tire Carrier, Folding #TR-2 1



### SUSPENSION PRO TRAILER SPARE TIRE CARRIER

This carrier extends the spare tire up and away from trailer and boat. Heavy-duty steel construction that is zinc plated with TUFFPLATE®. Fits wheel sizes from 9" to 14". Fits either 4 or 5 hole rim and trailer tongues up to 3" x 5". Maximum tire size 14". Complete with mounting hardware. Made in USA.

**70459** Tire Carrier #22120 6



### SUSPENSION PRO SPARE TIRE CARRIER

Suspension Pro Spare tire carrier with or without locking bracket and padlock. Extra length allows the handling of extra wide tires or wider tongues of custom-built trailers. Fits either 4 or 5 hole rims. Zinc-plated TUFFPLATE® finish.

*Spare Tire Carrier:*

**70460** Without Padlock #22128 6

**70461** With Padlock #22136 6

### STAR BRITE 2" WINCH STRAP WITH LOOP END

2" polyester webbing with a forged steel hook end; 4,000 lbs. breaking strength.

*2" Winch Strap With Loop End, Clam Shell:*

**87655** 15' #060262 12

**87656** 20' #060096 12

**87657** 25' #060285 12



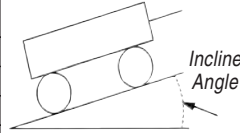
In Section M:	Starter Kits	Vehicle Items	Window & Door	Interior Accessories	Mats	Steps	Camper Tie Downs	Wheel Chocks	Ladders	Carriers	Winches	Levelers	Jacks
---------------	--------------	---------------	---------------	----------------------	------	-------	------------------	--------------	---------	----------	---------	----------	-------



**SUSPENSION PRO WINCHES**

**Guide To Hand Winch Selection**

% Incline	Multiply By:
Level Surface	10.0
5(3°)	6.67
10(6°)	5.02
20(11°)	3.40
30(17°)	2.61
50(26°)	1.86
70(35°)	1.53
100(45°)	1.29



All Suspension Pro winches are engineered to offer many distinct advantages not available on other winch lines. A wide variety of hand winches are available for most hand winch applications. You can choose from standard ratchet winches, in either single or two-speed models. For specific applications, you may need self-locking brake winches or worm gear winches which are also in the Suspension Pro line. See winch selection guidelines below.

**Rolling Load Capacity:** To calculate the rolling load capacity of a winch (the amount of load that can be pulled up an incline) multiply the winch capacity by the factor shown in the chart at the left. The multiplication factor shown includes a 10% rolling friction factor. Note: 5% incline is a 1/2' rise in 10'.

**Boat Weight To Winch Capacity Ratio:**

A commonly used ratio of boat size to winch capacity is 2 to 1 (Example: a 2200-lb. boat requires 1100-lb. winch). However, there are many factors to consider in selecting the proper size winch which are beyond the control of the winch manufacturer. For example, the ratio can sometimes be stretched to 3 to 1 when using a trailer equipped with good quality free-turning rollers maintained in excellent condition and most commonly used on ramps where the boat floats most of the way onto the trailer. The ratio should be reduced to as much as 1 to 1 on trailers using wooden bunks with no self-alignment capabilities, most frequently used on boat ramps requiring that the boat be winched a long way onto the trailer.

*Note that pontoon boat trailers and other special designs require special consideration to winch capacity selection.*

**General Winch Selection Guidelines:** Because the high forces generated when using a winch create potential safety hazards, careful consideration should be given to the winch selection process. Safety should be a primary concern and questions such as what winch features are required for the application, what will be the experience level of the user, and what harsh environmental conditions will exist, should all be answered. More specifically, an important first question should be, "Does the application require the free-wheeling feature (the ability to pull cable freely from the drum to attach it to the load) available in ratchet-type winches?" If not, a self-locking type winch (brake winch or worm gearwinch) should be used. Generally, ratchet-type winches are not recommended for lifting applications, and their use is discouraged in other than horizontal or incline pulling operations requiring a free-wheeling feature.

The experience or skill of the intended user is also important. For example, self-locking type winches should generally be selected for rental equipment, even if lack of a free-wheeling feature will make the operation slower or more cumbersome. This is because rental equipment will frequently be used by inexperienced operators unfamiliar with the safe use of the product, and self-locking winches reduce the skill and understanding necessary to operate a winch safely.

If the winch is likely to be used in a harsh environment, including such things as salt water, a potential for damage or abuse of the winch, or the likelihood of little or no periodic maintenance, then this should be factored into the winch selection. Possibly a larger size winch should be selected, or guards on the product using the winch should be provided to protect the winch from damage or abuse.

It is sometimes difficult to determine the amount of load being pulled with a winch. All Suspension Pro hand winches are designed to pull their rated capacity with a force on the handle in the approximate range of 35 to 55 pounds. This means that the winch should be able to be cranked easily with one hand. If not, it is probably overloaded.

Suspension Pro winches are not designed to be used as hoists for lifting, supporting, or transporting people, or for loads over areas where people could be present. Suspension Pro winches are built to high quality standards, but do not include the features necessary to make them appropriate for moving of humans or overhead hoisting and lifting applications.



Item #	Rated Capacity (1)	Drum Hub Dia.	Gear Ratio	Handle Length	Max Mech. Adv.	Replacement Handle (Coast #)	Reversible Ratchet	2-Speed Operation	Max. Drum Capacity (2)
<b>Standard Duty - Ratchet Hand Winches</b>									
70458	LS 400 lbs./181kg	5/8"	1:1	7"	18	—	—	—	1/8" x 87'
70443	600 lbs./272kg	5/8"	3.2:1	7"	57	Coast#72132	—	—	5/32" x 61'
70452	900 lbs./409kg	5/8"	3.2:1	7"	55	Coast#72132	—	—	3/16" x 40'
70454	1100 lbs./499kg	7/8"	3.7:1	7"	49	Coast#72132	—	—	3/16" x 79'
70444	1300 lbs./590kg	7/8"	4.4:1	7"	56	Coast#72132	—	—	7/32" x 56'
<b>Medium Duty - Ratchet Hand Winches</b>									
70456	1400 lbs./636kg	7/8"	4.4:1	9-1/2"	74	—	•	—	1/4" x 40'
70445	1600 lbs./726kg	1-1/8"	5.4:1	9-1/2"	75	Coast#72134	•	—	1/4" x 58'
70446	1800 lbs./817kg	1-1/8"	5.4:1	9-1/2"	73	Coast#72134	•	—	9/32" x 58'
<b>Heavy Duty - Ratchet Hand Winches</b>									
70447	2000 lbs./908kg	1-1/8"	12.4:1 / 5.4:1	9-1/2"	168	Coast#72135	•	•	9/32" x 58'
70448	2500 lbs./1135kg	1-1/8"	17.3:1 / 5.4:1	9-1/2"	229	Coast#72135	•	•	5/16" x 47'

(1) Capacity based on direct line pull on the third layer of line on the drum. Capacity is reduced as the line builds up on the drum.  
 (2) Drum capacity shown is based on cable size listed. (Cable not included.)



**REPLACEMENT HANDLES FOR ABOVE WINCHES**

Item #	Description
72132	Winch Handle #6307
72134	Winch Handle #6319
72135	Winch Handle #6322