

# DOOR HARDWARE

## HARDWARE & TOOLS

G

In Section G:	Tools	Fasteners	Window	Screen	Door Hardware	Locks	Baggage Door	Cabinet	Shelf & Table	Tie Downs
---------------	-------	-----------	--------	--------	---------------	-------	--------------	---------	---------------	-----------

### HUSKY Hasp & Latch Lock

Do you have valuable product in your trailer that you want to protect? Is your current trailer lock vulnerable to being cut-off? The Husky Trailer Hasp & Latch Lock is designed to provide the maximum security for trailer hasp & latch systems. Its locking mechanism is enclosed within the lock housing to eliminate the opportunity for the lock to be cut off the trailer. The lock is manufactured with solid, high strength steel construction and is guaranteed to be bolt cutter proof. The Husky Trailer Hasp & Latch Lock fits most hasp & latch systems and is corrosion resistant. The lock comes either as a single lock or keyed alike. Corrosion resistant design. Limited lifetime warranty.



Description	Part #
Hasp & Latch Lock, Keyed Differently	31312
Hasp & Latch Lock, Keyed Alike	31416

**KWIKKEE HOOK AND KEEPER**  
White plastic T-Holder.  
"T" Holder (Hook & Keeper), White:  
**41362** 4" #906451002 24  
**41410** 6" #906461002 24

**RV DESIGNER ENTRY DOOR HOLDERS**  
The Stainless Steel version is spring loaded for self closing.

**90 DEGREE**  
**41795** Stainless #E277 36  
**40444** White Plastic #E250 1  
**41801** Zinc #E273 36

**45 DEGREE**  
**41797** Stainless #E275 36  
**41808** Zinc #E271 36

**RV DESIGNER ENTRY DOOR HOLDERS**

**ENTRY DOOR HOLDER - PLASTIC CLIP**  
Plastic clip type door holder, 2" x 3", Screws included, Pk/1.  
**46824** Colonial White #E243 1  
**46823** White #E241 1  
Clip only, 2" x 1", Screws included, Pk/2:  
**65411** Colonial White #E244 1  
**65409** White #E242 1

**5-1/2" DOOR HOLDER WITH PLASTIC CLIP**  
5-1/2" Entry Door Holder with Plastic Clip, Clamshell:  
**48293** White #E247 36

**ENTRY DOOR HOLDER - METAL/PLASTIC**  
Metal with plastic clip, Clamshell:  
**48279** 3" Door Holder #E265 12  
**48280** 4" Door Holder #E267 12

**ENTRY DOOR HOLDER WITH BUMPER**  
Entry Door Holder, with Bumper, Clamshell:  
**48281** 2-1/2" #E261 12  
**48282** 3-1/2" #E263 12

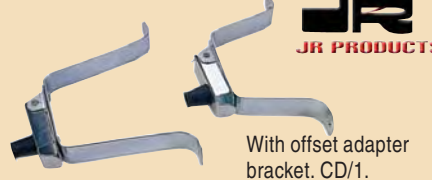
**JR PRODUCTS DOOR HOLDERS**

**ULTIMATE DOOR HOLDER**  
The Ultimate Door Holder is designed for a variety of uses. Made of durable plastic for a long life. Specially designed holding rod uses the T-style idea then improved it by using round ball type ends. This gives it a larger radius of fit and flexibility. Holder comes with attachment to keep rod securely in place while in use. Polar White.  
Ultimate Door Holder:  
**46920** 4" #10465 32  
**46921** 6" #10475 24  
**46928** 10" #10482 24

**ANGLED DOOR HOLDER**  
This 90 degree angled door holder works great for applications where the door needs to be held open to avoid items such as awning arms or compartment doors. Polar white.  
**47837** Angled Door Holder #10605 1

**PLASTIC "T" DOOR HOLDER**  
White or Colonial White in either a 3 1/2" or 6" size. Carded. Made in U.S.A.  
Plastic "T" Door Holder:  
**40533** 3 1/2" Colonial White #10424 36  
**40532** 3 1/2" White #10414 36  
**40535** 6" Colonial White #10454 24  
**40534** 6" White #10444 24

**JR PRODUCTS DOOR BUMPER CATCH**




- 43588** 2 1/2" Offset Catch #10264 18
- 43589** 3 1/2" Offset Catch #10274 18

**JR PRODUCTS UNIVERSAL LATCH**

This universal bolt latch is used in many applications including TV mounts, cabinets and overhead bunks. It can be used anywhere a secure positive latch is needed and comes with both surface and solid mounting strikes.



- 43228** Silver Latch #20655 24



**JR PRODUCTS**

**METAL T-STYLE DOOR HOLDER**

This sturdy metal T-style door holder will replace any type of door holder. Constructed of durable steel with zinc plating for longer life that resists rust and corrosion. Comes complete with everything you need to install or replace your existing door holder.

*Metal T-style Door Holder:*

- 46918** 4" #10495 36
- 46919** 6" #10505 24

**STAINLESS STEEL T-STYLE DOOR HOLDER**

Guaranteed not to rust! This stainless steel T-style door holder will replace any type of door holder. Comes complete with everything you will need to replace your existing door holder.

*Stainless Steel T-Style Door Holder:*

- 46917** 4" #10515 36
- 46916** 6" #10525 24



**JR PRODUCTS PLUNGER DOOR STOPS, Carded**


Original replacement plunger style door holder. Constructed of zinc plated steel for long life. Easily installs to any RV or trailer to hold door securely open. Packaged.

*Plunger Door Stop:*

- 40230** 3" Straight #10284 18
- 45686** 4 3/4" Straight #10294 18
- 40234** 3" 15° Angled #10304 18
- 45687** 4 3/4" 15° Angled #10314 18

*Rubber Socket Only, CD/1*

- 46593** Socket only #10404 1



**RV DESIGNER ENTRY DOOR HOLDERS**

Metal plunger is held by round rubber socket. 3" wide, zinc. Screws included, Pk/1.


- 65413** Rubber Plug 1-1/2" Dia x 1" H #E260 1

**STRAIGHT VERSION**

- 46825** 3" Plunger #E251 48
- 46826** 4-3/4" Plunger #E253 12

**ANGLED VERSION**

- 46827** 3" Plunger #E255 48
- 46828** 4-3/4" Plunger #E257 12



**KWIKEE DOOR GRIP CATCH**

*Complete Catch, CD/1:*

- 40340** 3" #905491002 24
- 40341** 4" #905492002 24
- 40567** Plastic Catch Only, CD/2 #905493002 24



**JR PRODUCTS NYLON DOOR HOLDER**

*Nylon Door Holder Complete:*

- 45875** 3", Colonial White #10214 36
- 41248** 3", Polar White #10204 36
- 45876** 5 1/2", Colonial White #10384 1
- 41249** 5 1/2", Polar White #10374 32

*Replacement Socket only, CD/2:*

- 46591** Colonial White #10394CW 1
- 46592** Polar White #10394PW 1



**JR PRODUCTS METAL C-CLIP STYLE DOOR HOLDERS**

This door holder is designed with a strong positive catch to keep doors in place. Both pieces are made of sturdy zinc-plated steel for years of durable use.

**WITH METAL SOCKET**

The metal c-clip socket works with both plastic & metal wells.

*With Metal Socket, Pk/1:*

- 47832** 6" #10555 1

**WITH PLASTIC SOCKET**

It will replace metal & plastic versions.

*With Plastic Socket:*

- 47831** 3" #10545 1
- 47833** 6" #10565 1

**METAL SOCKET FOR DOOR HOLDERS**

No more broken sockets! Metal C-Clip Replacement Sockets are made of sturdy zinc-plated steel for years of durable use. Replaces all plastic versions and works with both plastic and metal wells. 2 per card.



- 47836** Metal Socket #10595 1

In Section G:	Tools	Fasteners	Window	Screen	Door Hardware	Locks	Baggage Door	Cabinet	Shelf & Table	Tie Downs
---------------	-------	-----------	--------	--------	---------------	-------	--------------	---------	---------------	-----------



### RV DESIGNER CAMPER LID LATCH & CATCH

Used to lock folding campers in closed position. May be locked with pad lock (not included).  
E313 & 316 – complete assembly, 2" x 5".  
E317 & E318 catch portion only, 1-1/4" x 7/8".

Complete Assembly, Screws included, Pk/1:

**46097** Chrome #E313 36

**46234** White #E316 36

Catch Only, Screws included, Pk/1:

**46099** Chrome #E317 1

**46235** White #E318 1



### RV DESIGNER LATCHES



#### PRIVACY LATCH

Non-locking, all plastic privacy latch often used for bath & interior doors in RV's. Fits doors 3/4" to 1-1/4" thick. Dark brown. All hardware included. Pk/1.

**46174** Privacy Latch #H531 36

#### CAMPER OR BATH DOOR LATCH

'Screen Door' type latch often used for bath doors in RV's. Locks from inside only. Fits doors up to 1-1/4" thick. Dark brass finish. All hardware included. Pk/1.

**46172** Latch #H521 36

#### DOOR LATCH WITH LOCK

Screen Door type latch often used on folding trailer entry doors. Locks with key. 2-1/2" x 3", grey. All hardware included, pk/1.

**46096** Door Latch w/ Lock #E311 1



## UNIVERSAL DOOR LOCKS

### FEATURES:

- STAINLESS STEEL.
- PANIC PROOF.
- REKEYABLE.
- FITS DOORS 1 3/8" - 1 5/8" THICKNESS.



### ENTRANCE LOCKS, 4 WAY UNIVERSAL

Entrance locks feature stainless steel finish; a panic-proof inside knob; solid steel interior; 5-pin tumbler; solid brass key cylinder and 1-piece latch housing with 1/2" latch bolt. For 1 3/8" to 1 3/4" doors. 2 3/8" or 2 3/4" backset. Units work in standard or drive-in configurations. Not available in keyed-alike. Viewpack.

4-Way Universal Entrance Lock, CD/1

**49501** Knob x Lever #L32CS000 10

**49502** Knob x Knob #L32CS010 10

### REPLACEMENT STRIKE PLATE

**45004** Strike Plate with Screws #L32PB060 1



### PRIVACY LOCK FOR BATHROOM & BEDROOM DOORS

Turning button inside knob locks or unlocks the outside knob. Inside knob always free for exit. In an emergency, door can be unlocked with coin or screwdriver. Fits standard or drive-in style latches. 2-3/8" backset. Fits doors 1-3/8" to 1-3/4". Viewpack.

**48759** Privacy Lock #L32CS100 10

### PASSAGE LOCK

Passage lock for interior doors. Plain knob on both sides for interior doors where no locking is required. Turning inside or outside knob retracts latch. Fits standard or drive-in style latches. Viewpack.

**48761** Passage Lock #L32CS200 10

## DEADBOLTS & LATCHES

### FEATURES:

- STAINLESS STEEL;
- FITS 2 3/8" BACKSET;
- FITS DOORS 1 3/8" - 1 5/8" THICKNESS;
- STANDARD OR DRIVE-IN STYLE LATCHES.

### SINGLE CYLINDER DEADBOLT, 3 WAY UNIVERSAL

Operates with key from exterior or with turnpiece from interior to lock and unlock. Stainless steel finish. Rekeyable.



Single Cylinder Deadbolt:

**48764** 5/8" Throw, Standard or Drive-In, 2 3/8" Backset #L32CS3008 10

**48767** 1" Throw, Standard or Drive-In, 2 3/8" Backset #L32CS3108 10





**RV DESIGNER EXTERIOR HARDWARE**

Baggage door latch to hold door closed.

Baggage Door Latch: 41974


**41969** Fleetwood Style #E525 1  
**41973** Monaco/Tiffin Style #E523 1  
**41974** Monaco/Winnebago Style #E521 1



**REPLACEMENT KEY KIT**

The Kit consists of 60 RV Stowage and Entry Door key blanks. The kit will include the following blanks in packs of 5 each, KS100, KS110, KS130, KS150, KS180, KS200, KS300, KS400, KS700 short, KS700 long, KS800 and the F.I.C. Replacements keys can be purchased in packs of 5 each.

**40236** Repl. Key Kit #17277 1



**T-HANDLES**

Locking T-Handles are zinc die cast material with a black powder coat (painted) finish and a 1 1/2" CC mounting length. Each handle comes with 2 keys and dust cover key plug. Handles are left hand (90CW) and right hand (90CCW) sets, keyed in pairs.

Pair Black T-Handles:


**45154** Front Mount, 2-1/2" Shaft Length #T-303 BLACK SETS 1



**KEY BLANK — PAK/5**

Seperate key blanks, 5/Pack, for kit #40236:


- 40190** KS130 #16951 PK/5 1
- 40199** KS200 #16955 PK/5 1
- 40200** KS700, Long #16956 PK/5 1
- 40201** KS300 #16957 PK/5 1
- 40206** KS400 #16958 PK/5 1
- 40214** KS100 #16959 PK/5 1
- 40240** Square FIC #17286 PK/5 1
- 40241** KS101 #17305 PK/5 1
- 40242** KS201 #17310 PK/5 1
- 40244** Brass Cut Key CH751 #17326 PK/5 1



**DECKER LOCK**

Laminated, all-steel bolt, self-tightening under vibration. Immediate emergency exit. Fits all doors of any thickness. Dim. of the outside plate: 2" x 4". Dim. of the inside plate: 3" x 3-3/4".

**41741** Lock/Latch #DECKER LOCK 20



**45155** Blind Mount, 3-1/4" Shaft Length #T-311 BLACK SETS 1



**HAND HELD KEY CUTTING MACHINE**

The Hand Held Key Cutter is used to cut the RV Stowage and Entry Door blanks in the Replacement Key Kit #40236. The Hand Held Cutter comes with 4 different vises, which will allow you to cut all the RV keys listed. Operating instructions are included.

**40246** Key Cutting Machine #17330 1



**LOCKING "T" HANDLE**

Mounting holes 1 1/2" center-to-center, countersunk for #10 oval head screws (not included). 5/16" square shaft approximately 2 1/2" long. Bright chrome finish w/ 2 keys.

**40038** Locking T-Handle #T-303 BRIGHT CHROME 1



**RV DESIGNER INSIDE "L" HANDLES**

Inside handle for use with T & L Handle Locks. 3-3/8", chrome, PK/1.

**46087** Inside L Handle #L559 12

Inside "L" handle for locking handle fits all 5/16" square shanks. 3 7/16" L x 1 3/8" W x 1 3/16" H.

**43050** Inside "L" Handle #I-7003 1

In Section G:	Tools	Fasteners	Window	Screen	Door Hardware	Locks	Baggage Door	Cabinet	Shelf & Table	Tie Downs
---------------	-------	-----------	--------	--------	---------------	-------	--------------	---------	---------------	-----------




### RV DESIGNER HANDLE LOCKS

3-3/4" T shaped handle, 4" square shaft. Chrome, locks with key.

**46085** T Handle Lock, Pk/1  
#L551 12

4" L shaped handle, 3" square shaft. Chrome, Locks with key, Pk/1.

**46086** L Handle Lock #L553 12



### "TRIMARK" STYLE FLUSH SLAM LOCKSET

Designed for travel trailer entrance door applications, this lockset features built-in deadbolt and provides the ultimate in security, safety and style. Safety-oriented design provides exit from inside should unit accidentally be locked. Set includes 2 brass keys and all mounting screws. Cut-out size 3-3/4" H x 2-3/4" W. Installed, visible trim edge is 4-3/8" H x 3-1/2" W. Accommodates door thickness from 1-1/4" to 1-1/2".

"Trimark" Style Flush Slam Lockset:

**46212** Black #43610-06 10

**41246** Chrome #RVL4261-00 10

**46213** White #43610-09 10



### CHROME LOCKING "L" HANDLE

Mounting holes 1 13/16" center-to-center, countersunk for #10 oval head screws (not included). 5/16" square shaft approximately 2 1/2" L. Bright chrome finish. With 2 keys.

**40229** "L" Handle  
#L-201 BRIGHT CHROME 1



### JR PRODUCTS DOOR HANDLES

#### LOCKING T-HANDLE

Exact replacement for many truck caps, bed covers, and toolboxes. Built of sturdy die cast steel and has an automotive style lock tumbler for lasting use.

**45104** Locking T-Handle, Chrome #10885 18

**45114** Locking T-Handle, Black #10985 18

#### LOCKING L-HANDLE

**45105** Locking L-Handle, Chrome #10895 18

**45115** Locking L-Handle, Black #10995 18

#### INSIDE L-HANDLE

Used on the interior of the popular 'T' and 'L' locking handles. Provides the ability to open the doors from inside the truck cap or compartment. Fits most square-shaft operating handles.

**45106** Inside L-Handle #10905 24



### JR PRODUCTS LOCKING CAMPER DOOR LATCH

Universal entry door latch is commonly used on fold-down campers. Constructed of die cast steel and is painted a light gray for a universal application.

**45097** Locking Camper Door Latch  
#10805 24



**RV DESIGNER CAMS**

Locking cam for use with T & L Handle Locks, Zinc, PK/1.



- 46088** Cam - 2" #L661 12
- 46089** Cam - 2-3/4" #L663 12



**ZINC CAM**

Single point cam with screw for T and L handles.

- 45157** 2-3/4" Zinc Cam #2-3/4" CAM 1

**MASTER RESET TABLE COMBINATION PADLOCK**

Personally program 4-digit combination with thousands of possible settings. Positive action change key permits quick resetting. Automatic tamper guard of hardened steel blocks keyway. Solid brass case, 1" vertical and horizontal clearances, 5/16" thick brass shackle.



- 753645** Resettable Combination Padlock #175BDSPT 4

**Master Lock**

**MASTER SPARE TIRE LOCK**

Prevent theft of spare tire and wheel. Heavy-duty lock fits bolt sizes up to 1/2" diameter. Bright chrome plated. CD/1.



- 30097** Spare Tire Lock #262DAT 24

**MASTER PADLOCK**

1 1/2" wide laminated case. Pin tumbler security. Exclusive dual steel levers lock both sides of case-hardened, 9/32" diameter steel shackle. Clearances: vertical 3/4", horizontal 5/8". Two brass keys, thousands of changes.



- 40278** Padlock #3D 4

**MASTER PADLOCK**

1 1/8" wide laminated case. Pin tumbler security. Nickel-plated locking lever. Steel shackle, dia. 3/16". Clearances: vertical 9/16", horizontal 1/2". Two brass keys, wide range of changes.



- 40280** Padlock #7D 4

**MASTER LOCK PADLOCK**

Features a colorful, hi-tech thermoplastic shell that withstands temperature extremes and exposure to sunlight without becoming brittle or cracked. The cover also protects the lock body while preventing scratching and marring of surrounding surfaces. The quick-snap cap on the bottom protects the lock mechanism from weather, dust and dirt for long, trouble-free performance.



Padlock with Blue Shell:

- 78424** Each #312D 4
- 78425** Package of 3, Keyed Alike #312TRI 4

**MASTER SOLID BRASS PADLOCKS**



Solid brass case with rich satin brass finish for protection against corrosion. Brass cylinder, pin tumbler locking mechanism. Rugged locking lever. Case hardened steel shackle. With 2 nickel plated brass keys. In blister pack.

Order #	Case Width	Pin Tumbler	Shackle Dia.	Clearances		Price
				Vert.	Horiz.	
<b>746743</b>	1 3/16"	4	3/16"	5/8"	9/16"	
<b>746744</b>	1 9/16"	4	1/4"	7/8"	13/16"	

**RV Designer**



**RV DESIGNER BAGGAGE DOOR CATCH**

Catch flips open to hold upward opening baggage compartment door in open position. Spring returns catch to closed position when not in use. E211-4 is plastic 2-1/2" x 1". E215 is long lasting stainless steel. 2-1/2" x 1/2".



Baggage Door Catch, Screws included:

- 46092** Beige, Pk/2 #E213 1
- 44840** Black, Pk/2 #E210 12
- 44356** Col. White, Pk/2 #E209 84
- 46817** Grey, Pk/2 #E214 1
- 46093** Stainless Steel, Pk/2 #E215 1
- 44369** S. Steel, Each #E2151 1
- 46091** White, Pk/2 #E211 1



Holds baggage door open. Plastic.

Baggage Door Catch, Squared, CD/2:

- 44339** Beige #E208 1
- 44338** Colonial White #E206 1
- 41820** White #E212 1

**JR PRODUCTS BAGGAGE DOOR CATCH**

Keep baggage compartment door open while loading or unloading. This functional catch mounts on your RV from above or side of door and allows you to enjoy easy, hassle free access. Folds back after use.

Baggage Door Catch, CD/2:

- 41255** Beige #10254 1
- 41250** Black #10224 1
- 41251** Polar White #10234 1



# BAGGAGE DOOR & CABINET HARDWARE

**HARDWARE  
& TOOLS**

**G**

In Section G:	Tools	Fasteners	Window	Screen	Door Hardware	Locks	Baggage Door	Cabinet	Shelf & Table	Tie Downs
---------------	-------	-----------	--------	--------	---------------	-------	--------------	---------	---------------	-----------



**RV DESIGNER LOCKS**

**WEATHER RESISTANT CAM LOCKS**

These locks are weather resistant, have smooth movement, included straight and offset cam to fit most RV applications, and are mfr. guaranteed for life. Cam locks come with a key.

**ECONOMY VERSION**

*Weather Resistant Cam Lock with Key:*

**44509** 5/8" Cam Lock #L425 12

**44519** 7/8" Cam Lock #L427 12


**44537** 1 1/8" Cam Lock #L428 12

*Weather Resistant Thumb Turn Lock :*

**44560** 5/8" Thumb Turn #L445 12

**44561** 7/8" Thumb Turn #L447 12

**44562** 1 1/8" Thumb Turn #L448 12



**DELUXE VERSION**

*Weather Resistant Cam Lock with Key:*

**41301** 5/8" Cam Lock #L545 1

**41303** 7/8" Cam Lock #L547 1

**41304** 1 1/8" Cam Lock #L548 1

**49349** 1 1/2" Cam Lock #L549 12

**44852** 2" Cam Lock #L550 1

*Weather Resistant Thumb Turn Lock :*

**41293** 5/8" Thumb Turn #L525 1

**41297** 7/8" Thumb Turn #L527 1

**41299** 1 1/8" Thumb Turn #L528 1

**44847** 1 1/2" Thumb Turn #L529 180



**JR PRODUCTS THUMB LOCK**

Plastic replacement thumb lock used in various hatches made by B&B Molders. The hole for this lock can be no larger than 7/8" I.D. and at least 3/4" I.D. It is a press-in lock which uses built-in spring-loaded tabs to hold the lock in place. Non-removable blade is 3/4" wide by 1-1/2" long.

**48307** Replacement Thumb Lock, Polar White, Bulk #433PW-A 1



**JR PRODUCTS KEY LOCKS**

Cam lock for replacement in B&B Molder hatches as well as any other place a barrel lock is needed. Comes keyed for a 751 style key to match other compartments and hatches.

*751 Key Code Lock Cam with key:*

**43018** Long, 1-1/8" Blade #00100 1

**43026** Short, 5/8" Blade #00E00 1



**RV DESIGNER "PUSH" COMPARTMENT LOCKS 1"**



*"Push" Compartment Lock 1", Clamshell:*

**41768** Locking #L532 48

**41770** Non Locking #L536 48

**COMPARTMENT LOCK FINGER PULL**

Convenient finger pull fits around standard RV compartment lock to make opening easier. Chrome.



**46084** Finger Pull, Pk/2 #L539 1



**RV DESIGNER HATCH LOCK WITH 1 1/8" CAM**

Used on water, electric, gas hatches etc.

*Clamshell packaging; 3" W x 5" H x 1" D:*

**44842** Hatch Lock with 1-1/8" cam #L100 1

**44843** Hatch Lock with 5/8" cam #L110 1

**44844** Replacement Key, Code 751, Pk/2 #L200 1



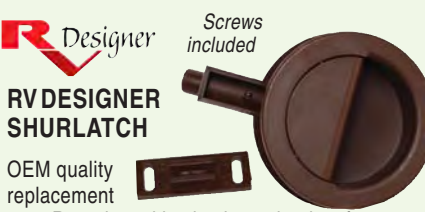
**JR PRODUCTS HATCH INSTALLATION KIT**

Installation kit with everything you need to replace or install a hatch. Includes premium butyl tape and screws for a proper seal.

*Hatch Installation Kit::*

**65439** Small (25" butyl tape and 12 screws) #04205 36

**65440** Large (36" butyl tape and 10 screws) #04195 36




**RV DESIGNER SHURLATCH**

OEM quality replacement part. Round, positive latch mechanism for cabinets or light interior doors. Requires 2-1/4" hole in door. Dark brown molded. Plastic.

**46138** Shurlatch Pk/1 #H261 36

**47399** Strike Only, Pk/2 #H229 1



**RV DESIGNER POSITIVE CATCH**

Positive action cabinet catch. All plastic. 2" x 1-1/2". Brown. Screws included.

**46125** Positive Catch, Pk/1 #H227 48

**47399** Strike Only, Pk/2 #H229 1





**RV DESIGNER CATCHES**

**CONCEALED ROLLER CATCH**

Single roller cabinet catch, 1-1/4" x 1-1/2". Zinc, screws included.

**46112** Roller Catch, Pk/2 #H207 1



**CONCEALED POSITIVE CATCH**

Positive catch keeps cabinet doors closed. Just pull on knob to open. Four bolt lengths are included so catch will work with most door thicknesses. Bolts have 8/32 threads to accept standard cabinet knob. (Knob not included.) Reversible strike works with flush or inset doors. Works on drawers too. Zinc. Mounting screws included.

**46124** Positive Catch, Pk/2 #H225 1

**HEAVY DUTY ROLLER CATCH**

Large roller catch for extra large cabinets and interior doors. Steel construction, perma brite zinc finish. No mortising or boring, easily applied. 1-3/4" overall length.



**46176** Roller Catch, Pk/1 #H559 1



**RV DESIGNER MAGNETIC CATCHES**

Plastic catch with magnets. Screws included.

**46115** 1-3/4" x 3/4" w/Flat Plate, Pk/2 #H213 1

**47400** 1-3/4" x 1/2" w/Flat & Right Angle Plate, Pk/1 #H210 1



**RV DESIGNER CATCHES**



**ROLLER CATCH WITH CLIP**

Double roller cabinet catch, 1" x 1". Zinc.

**46109** Roller Catch, Pk/2 #H203 1

**DOUBLE BARREL FRICTION CATCH**

**46117** 1-3/4" x 1/2", White w/Metal Clip, Pk/6 #H215 1

**46120** 1" x 1/2" w/Nylon Clip, Pk/6 #H217 1



**FRICTION CATCH**

Cabinet catch with plastic body & metal clip. 7/8" x 3/4". Screws included.

**46111** Friction Catch, Pk/2 #H205 1

**ROLLER CATCH WITH PRONG**




Double roller cabinet catch, 1-1/4" x 1". Anitque finish. With screws.

**46108** Roller Catch, Pk/2 #H201 1

**BULL DOG CABINET CATCH**

Right angle mount Bull Dog cabinet catch. 1-3/4" x 3/4". Antique finish, screws included.

**46121** Bull Dog Catch, Pk/2 #H219 12



**RV DESIGNER BRASS BEAD CATCH**

2" catch with adjustable, spring-loaded ball action. Strike may enter from front or side. 1-7/8" x 3/8". Brass finish. Screws included. 2/pk.

**46122** Brass Bead Catch #H221 1



**MAC FLUSH PULL RING**



**55123** Flush Pull Ring, 1 1/2" W x 1 3/4" H, #6 Fasteners (4), Chrome-plated brass #S-3360CM 6

**RV DESIGNER FACE FRAME HINGE**

Clam Shell Packaging. Pack of 2.



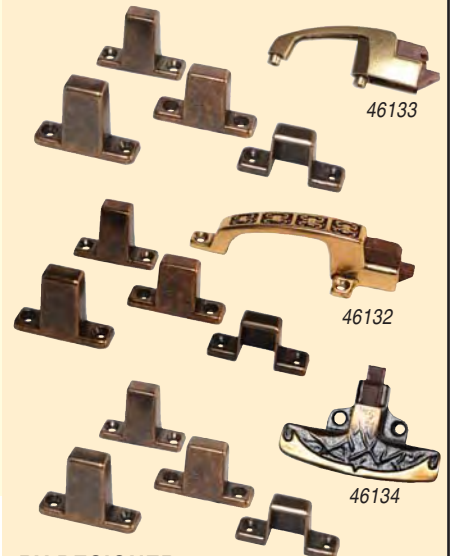
**43978** Face Frame Hinge #H230 12



**BRD SUPPLY DRAW PULL CATCH**

Heavy-duty 2-piece draw bolt catch with a padlock eye. 3 1/2" x 1 1/4".

**41730** Heavy-Duty Draw Pull with Strike #04211 6



**RV DESIGNER POSITIVE LATCH WITH 4 STRIKES**

Positive action keeps doors closed while vehicle is in motion. Includes 3/8", 1/2", 5/8", & 3/4" strikes to fit most door thicknesses. Screws included. Antique Finish. Pk/1.

**46133** 2-3/4" x 3/8" #H243 48

**46132** 4 x 1-3/8" #H241 48

**46134** 2-3/4" x 1-3/4" #H245 48



# CABINET HARDWARE

HARDWARE  
& TOOLS

G

In Section G:	Tools	Fasteners	Window	Screen	Door Hardware	Locks	Baggage Door	Cabinet	Shelf & Table	Tie Downs
---------------	-------	-----------	--------	--------	---------------	-------	--------------	---------	---------------	-----------



## RV DESIGNER LATCHES

### DRAW PULL LATCH

Often used on 2-section entry doors for folding campers, or for cargo compartments. 1-3/4" x 3", zinc. Screws included.

**46090** Draw Pull Latch, Pk/1 #E201 1

### TOUCH LATCH

Press to open, press to close. 1-1/4" x 1". Zinc finish body, plastic catch. Screws included.

**46123** <sup>LS</sup> Touch Latch, Pk/1 #H223 1

### CABINET DOOR & DRAWER PUSH LATCH

Used to hold cabinet doors & drawers closed.

*Push Latch (With small and large catch):*

**48098** 5 pound #H315 1

**44839** 10 Pound #H316 84

**48097** Repl. Strike Only (For H315-H316; 1 small, 1 large) #H317 1

### REFRIGERATOR/ CONVERTER VENT LATCH

Latch commonly used on exterior access door for fridge vent, inverter door, etc.

**43977** Fridge/Converter Vent Latch #E377 12

## AP PRODUCTS SELF-CLOSING HINGE FOR 3/8" INSET



Self-closing hinge for 3/8" inset overlapping door, steel. Antique English Finish.

**42543** Antique, 3/8" Inset, Pk/2 #013-048 10

## SPRING SUPPORT HINGE

Self-aligning, adjustable tension supports a door weighing up to 7 pounds. 3/8" inset on doors. Brass finish. Pk/1.



**42310** 3/8" Hinge #H-100BB 5



## RV DESIGNER HINGES

### SELF-CLOSING HINGE

Self-closing hinge for flush (not inset) cabinet doors. 1-3/4" W x 2-3/4" high. Screws included.

**46128** Antique, Pk/2 #H233 1

**46130** Brass, Pk/2 #H237 1

### FREE-SWINGING HINGE

Free-swinging hinge for flush (not inset) cabinet doors. 1-3/4" W x 2-3/4" H. Screws included.

**46129** Antique, Pk/2 #H235 1

**46131** Brass, Pk/2 #H239 1

### CABINET DOOR HINGES

Nickel plated. Pk/2.

**41780** Free Swinging Hinge #H240 1

**41781** Self Closing Hinge #H238 1

### NON-MORTISE HINGES

Thin hinge typically used between panels of bi-fold doors. 3-1/2" x 1-1/4", brass finish, without screws.

**46170** 3.5" Hinges, Pk/2 #H511 1

### SUPPORT HINGE

Hinge holds upward opening cabinet doors in open position. 3-3/4" x 1-3/4". Brass finish. Screws included.

**46126** Support Hinge, Pk/2 #H231 48

### SPRING HINGE

**40403** Spring Hinge #H251 1



## JR PRODUCTS NON-MORTISE HINGE

The standard Non-Mortise Hinge can be used anywhere a flush fit hinge is needed.

**43252** Chrome, Pk/2 #70645 24



## RV DESIGNER CABINET DOOR ACCESSORIES

### 6-1/4" CABINET DOOR SUPPORTS

Spring loaded, plastic and metal, to hold overhead doors open.

*6-1/4" Door Support, Spring Loaded, Pk/ 2:*


**41779** Plastic & Metal #H279 48

**48294** Plastic #H277 36

### DOOR STRUT

Used to hold spring-loaded cabinet doors in open position. 6-1/4" long. Screws included.

**46140** 6 1/4" Door Strut, Spring Loaded, Pk/2 #H271 36



## RV DESIGNER DRAWER SLIDE SOCKETS

Sockets mount at back of cabinet to support sidemounted metal drawer slides. 2-1/8" x 1-3/4" adjustable base with 2-1/2" long socket. Includes 1 left & 1 right socket with screws.

**46165** "C" Shape Set, Pk/1 #H305 1

**46166** "?" Shape Set, Pk/1 #H307 1

### SMALL "C" SHAPE

Small "C" shape. Fits 7/8" slide. Clamshell pk.



**48284** Drawer Slide Sockets #H306 36



**BRD SUPPLY BALL BEARING DRAWER SLIDES**

Exclusive!  
41915

41152

Give your RV that residential "feel" with BRD's 45mm ball bearing slides. These quality slides are full extension, 100-lb. capacity and have met the ANSI BIFMA testing required by the housing industry.

Pair (With hardware):

- 41116 12" #45012 6
- 41123 14" #45014 6
- 41124 16" #45016 6
- 41127 18" #45018 6
- 41145 20" #45020 6
- 41148 22" #45022 6
- 41151 24" #45024 6

**FLOATING BACKSOCKET**

Floating backsockets allow ball bearing slides to float from side to side to prevent binding and breaking. Each time the drawer is opened and closed the backsocket automatically re-aligns to accommodate movement of the RV.

- 41915 Floating Backsocket, L/R (With mounting hardware) #45002 12

**STATIONARY BACKSOCKET**

All steel backsocket for ball bearing slides. Backsocket allows the drawerslide to be mounted when no cabinet sides exist.

- 41152 Stationary, Pair (With mounting hardware) #45602 12



**RV DESIGNER DOOR/DRAWER BUMPERS**



Self-stick, clear bumpers cushion cabinet doors, drawers, etc. 1/2" diameter.

- 46158 Bumpers, Pk/12 #H291 1



**BRD SUPPLY TRAVEL LOCK DRAWER SLIDES**



BRD offers a European style drawer slide with the RV front Drop Lock feature. Drawer slides allow the drawer to lift up and glide out on two solid stud acetal rollers. Single captive design allows the slide to adjust to the constant movement of an RV. These slides allow easy installation with a front tab mounting feature.

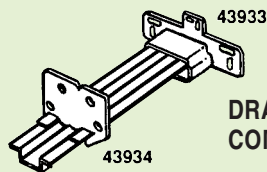
Set of 4 (With mounting screws):

- 41053 12" #10012 6
- 41070 14" #10014 6
- 41078 16" #10016 6
- 41079 18" #10018 6
- 41091 20" #10020 6
- 41093 22" #10022 6
- 41106 24" #10024 6

**BACKSOCKETS**

Backsockets with mounting screws. "C" shaped.

- 41109 Adjustable, L/R #10025 12
- 41912 Stationary, Pair #10026 12



**DRAWER COMPONENTS**


- 43933 Rear Mounting Brackets, Bag/6 #GR-ENDSOCKET 1
- 43934 Rear Drawer Slides, Bag/6 #TRACK-HOLDER 1

**RV DESIGNER DRAWER SLIDE KIT**



Silent drawer action, 3 point suspension. Plastic parts can be stapled or screwed. Track is heavy-gauge hardened aluminum. For drawers up to 24" deep. 46164 complete set includes 1 drawer slide, 1 rear socket, 2 corner slides & 1 24" rail. Rail may be cut, screws included. 46159 Drawer Repair Kit includes 1 drawer slide, 1 rear socket, and 2 corner slides for repairs where drawer slide is already in place.


- 46164 Single-Track Drawer Slide Kit , Pk/1 #H303 36
- 46159 Drawer Repair Kit , Pk/1 #H301 48



**RV DESIGNER DRAWER LOCK**

2" long. Keeps drawers closed while driving.

- 46230 Drawer Lock, Pk/2 #H309 1



**RV DESIGNER DRAWER SLIDE SOCKETS**

• Metal. • Clam Shell Packaging. • Pack of 2.

- 43979 1-7/8" #H325 12
- 43980 1-1/2" #H326 12



**SMART SOLUTIONS ADD-A-DRAWER™**

**NEW!**

Looking for more space?  
Add-a-Drawer™ is the perfect addition to your RV or Motorhome!

- Mounts easily under tables or cupboards.
- Double rail design accommodates flat or lipped table styles. • 8" x 14" x 2" drawer tray.
- Self locking sliding channels.
- Includes mounting hardware.

- 44183 Add-a-Drawer™ #814 12



In Section G:	Tools	Fasteners	Window	Screen	Door Hardware	Locks	Baggage Door	Cabinet	Shelf & Table	Tie Downs
---------------	-------	-----------	--------	--------	---------------	-------	--------------	---------	---------------	-----------



### RV DESIGNER FOLD-OUT BUNK CLAMP

Secures fold-out bunks on travel trailer for travel.

Fold-out Bunk Clamp, Clamshell:

- 48292** White #E515 12
- 48316** Zinc, Extended #E513 12
- 48290** Zinc #E511 12



### RV DESIGNER BUNK LATCH

Often used to secure fold-down bunks in up position. 3-1/2" x 1-3/4". Brass finish, screws included. Sold each.

- 46169** Brass Bunk Latch #H509 1



### RV DESIGNER FOLDING SHELF BRACKET

Metal bracket locks folding shelf in up position. Lift slightly to unlock and fold shelf down. 8" x 7" x 1". Brown, screws included, Pk/2.

- 46168** Shelf Brackets #H505 12



### RV DESIGNER DROP LEAF TABLE SUPPORT

Spring tensioned support locks flip-up table leaf in up or down position. 6-1/2" x 3-1/2". Antique finish. Screws included, Pk/2.

- 46167** Drop Leaf Support #H501 12

### JR PRODUCTS TABLE LEAF SUPPORTS

These models come with the patented Saf-T-Ring release, which eliminates any sharp corners on the release handle making them even easier to operate.



- 43229** 6" Leaf Support #20755 24
- 43233** 12" Leaf Support #20765 32



### MAC CUP HOLDERS

Sturdy 3" diameter cup holders. Made of durable nylon.



MAC Cup Holder, 3" Dia. x depth:


- 72370** 1 1/2" Deep, Black #3514B 6
- 72369** 2 7/8" Deep, Black #3511B 6
- 77394** 2 7/8" Deep, White #3511W 6

### TABLE SUPPORT

30.25" extruded aluminum wall table support. One piece mounts on side wall, the other mounts on edge of table. Ledge on wall section lets table rest for easy installation.



- 40354** Table Support #CDS-40354 30



### PEDESTAL TABLE LEG

Pedestal table legs of high-quality tubular steel with matching flares at each end, tapered for a rigid fit. Bases are made of aluminum for flush or surface mounting. The table can turn for tight seating access and also permits table to be used for other activities. *Bases not included.*

Polished Steel Pedestal:


- 41031** 22" #MA-917 25
- 41032** 24" #MA-923 25
- 40141** 25-1/2" #MA-926 25
- 40142** 27-1/2" #MA-939 25
- 40143** 29-1/2" #MA-951 25



### ZEBRA RV ACCESSORIES ADJUSTABLE TABLE LEG

Adjustable and folding table leg is all aluminum and adjusts from 24 to 29 inches. Locks in up or down position. Packaged.

- 20181** Adjustable Table Leg #MA-809 12



### CP PRODUCTS HEAVY DUTY PEDESTAL BASES

Pedestal Base, Bright Aluminum

- 48731** Surface Mount Base, Round, 7 1/2" Dia. #48731 50
- 48732** Flush Mount (Recessed) Base, Round, 6 1/4" Dia.; Hole Insert is 2.2" dia., 2" deep #48732 50
- 48733** Flush Mount Base, Square Recessed, 5 15/16" x 5 15/16" #48733 50



### PRIME PRODUCTS BALL BUNGEE

Ball style bungee cords make it easy to tie off power cords and water hoses and keep them from becoming an unruly mess. The ball on the end makes it easy to secure and remove bungee cord. To create a longer cord simply loop two bungees together.

Ball Bungee:

- 45444** 7" 4/Pk #15-0307 20
- 45445** 12" 3/Pk #15-0312 20

In Section G:	Tools	Fasteners	Window	Screen	Door Hardware	Locks	Baggage Door	Cabinet	Shelf & Table	Tie Downs
---------------	-------	-----------	--------	--------	---------------	-------	--------------	---------	---------------	-----------

**CUSTOM DESIGN YOUR OWN DETMAR TABLE!**

Just choose a top and a mount, add a leg, and you're all set.

**TABLE TOPS**

**Octagonal** — Measures 20" across. Comes with 4 large molded-in recesses to accommodate insulated cup holders. 27" installed table height.

**Rectangular** - Measures 16" by 28" and features a handsome woodgrain surface with four molded in cup holders. 26" installed table height.

**56721** Rectangular Table Top, Off-White #12-1102C 1

**56722** Octagonal Table Top, Off-White #12-1103C 5

**TABLE LEG**

Polished stainless steel leg measures 2" in diameter and 26" in length. Made of corrosion resistant 304 stainless steel.

**56733** Table Leg #12-1122 1

**TABLE MOUNTS**

**RECESSED FLUSH MOUNT**

Molded of high-impact plastic, receptacle mounts flush to floor. Base measures 6 1/2" in diameter with a 1 5/8" recess. Table leg hole has molded in plug eliminating need to cap hole when leg is not in place. Molded to accept #10 x 1 1/4" oval head SM screws. Fits 2" diameter legs.

**56734** Recessed Mount #12-1127 1

**SURFACE MOUNT**

Molded of high-impact plastic, this receptacle mounts flush to underside of table or to floor. Base measures 6 1/2" in diameter. Molded to accept #10 x 1" pan head screws. Fits 2" diameter legs.

**56735** Surface Mount #12-1131 1



**KWIK TEK TRIPLE HOOK RATCHET TIE DOWN, 8' WITH SOFT HOOK**

A ratchet is the only way to get your PWC tied down to the trailer tight with only one tie down. 3 coated hooks, a "soft hook" and the 8' length make this the universal tie down for ALL PWC's and trailers. Great for ATVs and motorcycles too.

**10387** Ratchet Tie Down, Triple #TDR-38 24



**WRAP IT UP!™**

We've all struggled with organizing extension cords, hoses and wires. People with boat slips and RV's know the challenges of managing utility cords. WRAP IT UP to the rescue! You'll find 100's of uses for these 12" long hook and loop wraps. Use them at home, in the garage, on the job, camping, boating, fishing, just about anywhere. The hook and loop fasteners are sewn to durable 12" x 1" webbing and reinforced with a bar tack at each end.

**15190** Wrap It Up, Pk/3 (blister), assorted colors #WR-123 12

**14042** Wrap It Up Display, Pk/100 #WR-12100 6



**KWIK GRIP by Greenfield Products**



The new KWIK-GRIP self-locking cleat from Greenfield Products is one of the best new products to come along in years. It's self-locking, and cast from strong, space age T-6061 aluminum alloy. It's perfect for mounting on your boat or dock. It'll hold boat fenders in place, secure your boat to the dock, and it works fast. The new patented design reduces the risk of horizontal release, and allows you to insert a rope or strap at any point. All you do is pull the rope to lock it in place. Give it a quick tug and your load is secure. Perfect for anchoring, mooring or for securing your drift sock, and it works with any rope up to a half-inch thick. The KWIK-GRIP lock is adjustable, and enables you to tie loads without having to tie knots. The uses of the KWIK-GRIP self-locking cleat are limited only by your imagination.

**40666** Kwik Grip, Pk/2 #R-701-12 12

**JT&T BUNGEE CORD KIT**



- Contains 6 cords.
- Multiple lengths.
- Convenient screw-top lid.
- Safety-capped hooks prevent injury.
- Durable, reusable, attractive bungees.

**47393** Bungee Cord Kit #4796F 1



42072



40362

**COGHLAN'S STRETCH CORDS**

**STRETCH CORD**

Extra convenient sturdy stretch cord has plastic coated hooks on each end; saves tying and untying. Will not loosen in travel. The 33" cord stretches to 66". Pk/1.

**42072** 33" Stretch Cord #513 12

**"TRAVEL TITE" STRETCH CORDS**

Travel Tite can substitute for ropes. Sturdy stretch cord has metal hooks on each end; saves tying and untying. Will not loosen in travel. 10" L cord stretches to 20". Pk/4.

**40362** Travel Tite Cords #516 PKG/4 12



**COGHLAN'S UTILITY STRAP**

Strong 1" polypropylene strap with sewn on, no-slip buckle. Easy to cut and seal to desired length.

**48505** 8 ft. Utility Strap CD/1 #7608 12