




RAM TOWING & PAYLOAD

Up to 1500 Weight Capacities



Powertrains



3.6L DOHC V6 PENTASTAR® WITH eTORQUE

- 305 hp/269 lb-ft of torque – with high torque available across a broad RPM range
- Up to 90 lb-ft of initial torque boost from eTorque
- 4x2 up to 20 MPG city[†]/25 MPG hwy[†]/22 MPG combined[†]
- 4x4 up to 19 MPG city[†]/ 24 MPG hwy[†]/21 MPG combined[†]
- 2,300 lb maximum payload (Quad Cab 4x2)
- Fuel economy gains achieved in part by eTorque belt starter-generator system, enabling upgraded start-stop system

TRANSMISSION:

- 850RE (GEN 2) TorqueFlite 8 eight-speed automatic



5.7L V8 HEMI® VCT

- 395 hp/410 lb-ft of torque
- Up to 15 MPG city[†] and 22 MPG hwy[†]
- Variable cam timing (VCT) with dual-independent cam phasing
- Fuel Saver Technology deactivates four cylinders when less power needed
- Interactive Deceleration Fuel Shut Off feature (iDFS) for added fuel savings

TRANSMISSION:

- 8HP75 (GEN 2) TorqueFlite 8 eight-speed automatic




5.7L V8 HEMI WITH eTORQUE

- 395 hp/410 lb-ft of torque
- Up to 130 lb-ft of initial torque boost from eTorque
- 4x2 up to 17 MPG city[†]/23 MPG hwy[†]/19 MPG[†] combined
- 4x4 up to 17 MPG city[†]/22 MPG hwy[†]/19 MPG[†] combined
- eTorque mild hybrid system – belt starter-generator system enabling upgraded start-stop system
- Fuel Saver Technology deactivates four cylinders when less power needed
- Interactive Deceleration Fuel Shut Off feature (iDFS) for added fuel savings
- 12,750 lb maximum towing (w/Max Tow Pkg only available on 5.7L eTorque Quad Cab 4x2, 10" axle w/3.92 ratio)

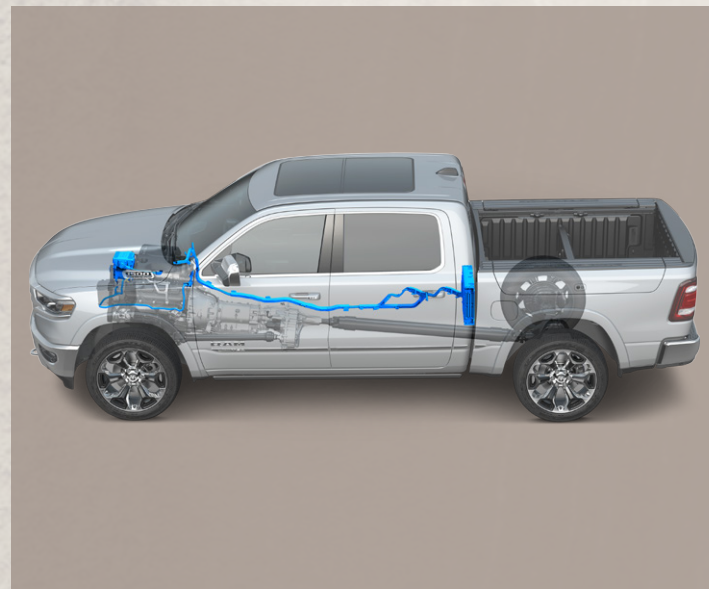
TRANSMISSION:

- 8HP75 (GEN 2) TorqueFlite 8 eight-speed automatic



8HP50RE/8HP75 (GEN 2) TORQUEFLITE 8 EIGHT-SPEED AUTOMATIC TRANSMISSIONS

- Two transmissions, each used based on engine (see chart)
- Identical gear ratios used in both the 850RE and 8HP75 transmissions
- Unique electronic controls, plus a new hydraulic impulse oil storage element, support the start-stop system better
- Automatic shifting attuned to performance requirements of almost any driving demand
- Optimum fuel economy[†] by operating at a lower engine rpm for both city and highway driving



NEW eTORQUE SYSTEM

- Replaces the traditional alternator on the engine with a belt-driven motor generator unit
- Mild hybrid system with regenerative braking, employing compact, 48V lithium-ion battery pack
- On-board electric motor supplements torque during acceleration (V6 90 lb-ft/V8 130 lb-ft)
- Stop-start capability helps improve fuel economy
- eTorque and its related stop-start capability activated automatically
- Radio, gauges, heating and air conditioning continue to operate, making the operation transparent to the driver

Maximum Trailer Weight Capacities¹ – SAE J2807 Compliant²

Engine/Transmission	Axle Ratio	GCWR	Ram 1500 (4x2/4x4)		
			Quad Cab		Crew Cab
			6' 4" Bed	5' 7" Bed	6' 4" Bed
3.6L DOHC V6 Pentastar® with eTorque/A8 850RE (GEN 2)	3.21	11,900	6,730/6,440	6,520/6,370	6,500/6,300
	3.55	12,900	7,730/7,440	7,520/7,370	7,500/7,300
	3.92	12,900	7,730/7,440	7,520/7,370	7,500/7,300
5.7L V8 HEMI® VCT/A8 8HP75 (GEN 2)	3.21	13,900	8,510/8,370	8,440/8,240	8,430/8,140
	3.92	17,000	11,610/11,470	11,540/11,340	11,530/11,240
5.7L V8 HEMI with eTorque/A8 8HP75 (GEN 2)	3.21	13,900	8,460/8,230	8,330/8,150	8,290/8,020
	3.92	17,000	11,560/11,330	11,430/11,250	11,390/11,120
		18,200	12,750/NA		

Maximum Payload Capacities¹

Engine/Transmission	GVWR (4x2/4x4)	Ram 1500 (4x2/4x4)		
		Quad Cab		Crew Cab
		6' 4" Bed	5' 7" Bed	6' 4" Bed
3.6L DOHC V6 Pentastar® with eTorque/A8 850RE (GEN 2)	6,010/NA	1,210/NA		
	6,900/6,800	2,100/1,710		
	6,900/6,900		1,930/1,770	1,880/1,670
5.7L V8 HEMI® VCT/A8 8HP75 (GEN 2)	7,100	2,300/2,010		NA/1,870
	6,900/7,100	1,900/1,970	1,850/1,840	1,830/1,780
5.7L V8 HEMI with eTorque/A8 8HP75 (GEN 2)	6,900/7,100	1,830/1,820	1,740/1,780	1,690/1,680

¹When properly equipped. All weights given in pounds and rounded to the nearest 10 pounds. Trailer weight and payload ratings are mutually exclusive GVWRs, GVWRs, and GCWRs should never be exceeded. The conventional hitch tongue weight for the above chart is calculated as 10 percent. Maximum tongue weight for Class IV hitch receiver is limited to 1,100 lb. Tongue weight should never exceed any of the manufacturer recommendations including but not limited to payload and GVWR. Weights may change due to product audit or product change. A weight distributing system is recommended for trailers over 5,000 lb. ²Trailer Weight Capacities include a passenger weight of 300 lb.



Best-in-Class* Features

- Largest available touchscreen media center (12")
- Largest available reconfigurable touchscreen in segment (12")
- Most powerful audio system in segment (900-watt amplifier)
- Highest number of speakers in segment (19)
- V8 towing (12,750 lb)
- Entry V6 hp (305 hp – 3.6L Pentastar® w/eTorque)
- Unsurpassed V6 naturally aspirated towing (7,730 lb)
- Standard V6 4x4 fuel economy[†]
- Standard V6 4x4 driving range with up to 624 miles^{##}
- Largest brakes in segment (14.9" front)
- Most luxurious truck in its segment**
- Rear leg room (45.1")
- Available interior storage volume – nearly twice that of closest competitor (151.1L)
- Interior background noise dampening and quietness in real-world conditions (57.6 dBA)
- Aerodynamic drag coefficient (13.0 CdA)
- More leather and real wood than Ford F-150 or Chevy Silverado 1500**



Class Exclusive* Features

- Available 12" touchscreen media center
- Standard TorqueFlite 8-speed automatic transmission
- Multi-link coil spring rear suspension
- Air suspension
- Active front air dam
- RamBox Cargo Management (delayed availability)
- Re-configurable center console with four configurable solutions, laptop storage
- Reclining rear seat with eight degrees recline
- Rear seat ventilation (cooled seats)
- In-floor storage
- Adjustable rear under-seat storage
- Fold-down rear center console
- Rotary electronic shifter
- Available AllSecure Central Locking System



Best-Ever Ram 1500 Features

- Most capable light-duty pickup in Ram nameplate history
- Strongest Ram 1500 ever built
- Best Ram 1500 towing capability
- Best Ram 1500 hauling capability
- Most fuel-efficient Ram 1500 ever
- Most technologically advanced Ram 1500 ever
- Most active safety features available in a Ram Truck
- Most comfortable Ram 1500

Available Features




UCONNECT 4C NAV WITH 12" DISPLAY

- Largest available reconfigurable touchscreen in segment (12")
- Color touchscreen with one-touch, customizable "Home Screen"
- Split-screen capability
- Multi-touch gesturing – pinch to zoom, swipe and touch/drag
- Navigation with 3-D city models and terrain maps
- Uconnect + SiriusXM Guardian
- SiriusXM Satellite Radio with Travel Link/Traffic Plus services
- Wi-Fi hotspot with 4G LTE cellular connectivity



PREMIUM HARMAN KARDON 19-SPEAKER AUDIO SYSTEM

- Most powerful audio system in segment* (900-watt amplifier)
- Available for the first time in a full-size truck
- Active Noise Cancellation (ANC) helps eliminate unwanted noise to create a quieter interior
- 19 premium speakers – highest number of speakers in segment*
- Digital Signal Processing (DSP) for 360° surround sound audio experience
- Custom-tuned system not found on other trucks



ACTIVE-LEVEL FOUR-CORNER AIR SUSPENSION

- Change modes at the touch of a button: Off-Road 1 and 2, Normal, Aero and Entry/Exit
- Enhance ease of entry and exit for passengers and cargo
- Enjoy automatic four-corner load leveling and the "ride on air" comfort



SIRIUSXM 360L

- All-new Ram 1500 the first to market with SiriusXM 360L – 360-degree personalized listening experience
- Over 5,000 hours of on-demand content integrated seamlessly within station programming
- Voice Search
- Personalized listener profiles
- Enhanced live sports with user-friendly graphics

CAB/BED CONFIGURATIONS (All specifications are in inches)

QUAD CAB WITH 6' 4" BED					
Total Length:	228.9	Bed Length:	76.0	Bed Depth:	21.5
Total Width:	82.1	Bed Width [†] :	66.4		
CREW CAB WITH 5' 7" BED			CREW CAB WITH 6' 4" BED		
Total Length:	232.9	Bed Length:	67.0	Bed Depth:	21.4
Total Width:	82.1	Bed Width [†] :	66.4	Total Length:	241.8
				Total Width:	82.1
				Bed Length:	76.0
				Bed Width [†] :	66.4
				Bed Depth:	21.5

*Best-in-class and class-exclusive claims are based on the latest available competitive information. Class based on Light Duty Pickups. **Based on Ram 1500 Limited/Laramie Longhorn comparison to Ford F-150 Platinum and Chevy Silverado 1500 High Country standard full-size pickups. †Wall to wall measurement. ‡Based on EPA estimates. Mileage may vary depending on driving conditions. Uconnect, TorqueFlite, Active Level Four-Corner Suspension, Harman Kardon and Pentastar are registered trademarks. HEMI, AllSecure, Ram, the Ram's Head logo, and RamBox are registered trademarks of FCA US LLC. The Bluetooth word mark and logos are registered trademarks owned by Bluetooth SIG, Inc. and any use of such marks by FCA US LLC is under license. Sirius, XM and all related marks and logos are trademarks of SiriusXM Radio Inc. Siri is a registered trademark of Apple Inc. †Class based on Light Duty pickups and EPA estimated 19 city, 24 highway mpg with 3.6L eTorque engine. Actual mileage may vary. ‡Based on EPA estimated 24 highway mpg on Ram 1500 with 3.6L V6 eTorque engine and standard 26 Gal. fuel tank. Actual mileage may vary.